



SEPTEMBER 2020

CITY MANAGER'S UPDATE

Monthly Report to the City of Modesto
City Council & Community

City Managers Monthly Update



Table of Contents

Monthly Financials.....3

Grant Awards & Applications.....9

Police Department...10

Community & Economic Development.....11

Measure L Projects....13

Parks, Recreation & Neighborhoods17

Public Works.....18

SB 1 Project.....19

Utilities.....20

Design Phase.....28

Council and Community:

Contained herein is my monthly update on work that has been completed on several major initiatives as part of the city's Capital Improvement Program. In the pages that follow, you'll find an in-depth look at this progress.

Here's a snapshot of accomplishments for the month of September:

For **Parks, Recreation & Neighborhoods**, at the site of the East La Loma Playground, the contractor completed the concrete work, playground drainage, and the installation of commemorative signage. More on page 17.

In the two months preceding, our **Finance Department** reports three grant applications submitted for an award totaling \$140,530, and two grants were awarded to the city totaling \$8,131,479. More on page 9.

Public Works completed 18 miles of Type II Slurry Seal. More information can be found on page 19.

For the **Utilities Department**, there was significant work completed on the Headworks Project. The Spencer Avenue Water Main Strengthen and Replace project is nearing completion, with the contractor and staff installing the last remaining water lines along Briggs Ditch and on Vine Street and an additional fire hydrant on Vine Street. More on page 20.

In the Financial Report, you will see that the City has received revenues in the amount of \$14.1 million through the month of September, \$1.07 million greater than what was received in the same period last year. To date, the General Fund has received approximately 10.1% of the total budgeted revenues for Fiscal Year 2020-21. The city has expended \$28.67 million in General Fund dollars, which represents approximately 19.2% of the total FY 2020-21 Operating Budget. The financial report can be found on page 3.

I look forward to presenting on the progress of these and many other projects when I report out next month. For now, please let me know if you have any suggestions on sharing this material with the community.

A handwritten signature in blue ink that reads "Joseph P. Lopez". The signature is fluid and cursive, with a long tail on the final letter.

Joseph P. Lopez
City Manager

Fiscal Year 2020-21 July - September 2020 Monthly Financial Report City of Modesto, California

Through September 30, 2020*

General Fund Overview

	Monthly Actuals Received/ Expended	Monthly % of Total Budget	YTD Actuals	2020-21 Operating Budget	% of Total Budget Received/ Expended
Revenues	\$ 14,136,387	10.1%	\$ 14,136,387	\$ 140,345,773	10.1%
Expenditures	\$ 28,673,299	19.2%	\$ 28,673,299	\$ 149,253,608	19.2%
Revenue Over Expenditure Variance	\$ (14,536,912)		\$ (14,536,912)	\$ (8,907,835)	

Summary

Revenue Overview

In the months of July through September, the City received revenues in the amount of \$14.1M (10.1% of budget). These revenues are \$1.07M greater than the amount received in the same period last year. Sales Tax receipts are two months in arrears, since the City has only received its July sales tax revenue. Fiscal Year 2020-21 includes the Oakdale Fire Service contract which has fiscal-year-to-date revenue of \$1.44M. This year will be the second full year that the City will receive Cannabis tax revenues. These will be monitored on a monthly basis and will be adjusted if needed.

Expenditure Overview

In the months of July through September, the City has expended \$28.67M (19.2% of budget) in General Fund dollars. These expenditures are \$14.27M less than the amount spent in the same period last year. This large variance is due to the Unfunded Accrued Liability of \$16.53M that has not been allocated to the General Fund but will be processed in the coming months. Fiscal Year 2020-21 also includes additional expenditures related to the second year of the Oakdale Fire Service contract which had fiscal-year-to-date expenditures of \$1.02M.

The majority of departmental expenditures that occurred during this period originated from the Public Safety Departments (\$22.43M of the total \$28.65M) and were mainly related to salary and benefit charges. The salary and benefit expenses for the Police and Fire Departments totaled \$18.83M. All remaining salary and benefit expenditures from the General Fund departments totaled 3.97M, for total salary and benefit expenditure of \$22.80M.

Fiscal Year 2020-21

July - September 2020

City of Modesto, California

Through September 30, 2020*

General Fund Revenues Overview

	Revenue Category	Monthly Actuals Received	Monthly % of Total Budget	YTD Actuals	2020-21 Operating Budget	% of Total Budget Received
1	Property Tax - Property	223,019	1.2%	223,019	18,526,054	1.2%
2	Property Tax - VLF Swap	-	0.0%	-	18,451,466	0.0%
3	Sales Tax	2,783,580	9.1%	2,783,580	30,684,925	9.1%
4	Utility Users Tax	3,878,482	18.7%	3,878,482	20,794,217	18.7%
5	Business License/Mill Tax	1,163,142	9.1%	1,163,142	12,746,581	9.1%
6	Franchise Fees	51,505	1.0%	51,505	5,113,484	1.0%
7	Transient Occupancy Tax	202,606	9.5%	202,606	2,132,145	9.5%
8	Construction Revenues	543,276	23.7%	543,276	2,288,514	23.7%
9	Departmental Revenues	4,251,809	16.9%	4,251,809	25,142,299	16.9%
10	Motor Vehicle Fees	62,305	18.9%	62,305	330,000	18.9%
11	Cannabis Tax	976,663	27.3%	976,663	3,572,448	27.3%
12	Transfers In	-	0.0%	-	563,640	0.0%
	Total	14,136,387	10.1%	14,136,387	140,345,773	10.1%

Monthly Actuals Notes (July, August, and September)

- 1 **Property Tax - Property** - The City received payment in the amount of \$223K. This payment is \$73K greater than the amount received in the same period last year. The City will receive its first payment in January and May/June.
- 2 **Property Tax - VLF Swap** - The City has not received any VLF Swap payments. The City will receive its first payment in January and May/June.
- 3 **Sales Tax** - The City received payment in the amount of \$2.78M. This payment is \$293K greater than the amount received in the same period last year.
- 4 **Utility Users Tax** - The City received payment in the amount of \$3.88M. This payment is \$198K greater than the amount received in the same period last year.
- 5 **Business License/Mill Tax** - The City received payment in the amount of \$1.16M. This payment is \$59K less than the amount received in the same period last year.
- 9 **Departmental Revenues** - The City received Departmental revenues in the amount of \$4.25M. These revenues are \$60K less than the amount received in the same period last year.
- 11 **Cannabis Tax** - This is the second year where the City will receive a full 12 months of revenue. The City received payment in the amount of \$980K. This payment is \$596K greater than the amount received in the same period last year.
- 12 **Transfers In** - No Transfers have been received as they are typically processed in June.

*Reflects Amounts for September 30, 2020 as of October 12, 2020. These amounts can change as the City posts revenues and expenditures.

Fiscal Year 2020-21

July - September 2020

City of Modesto, California

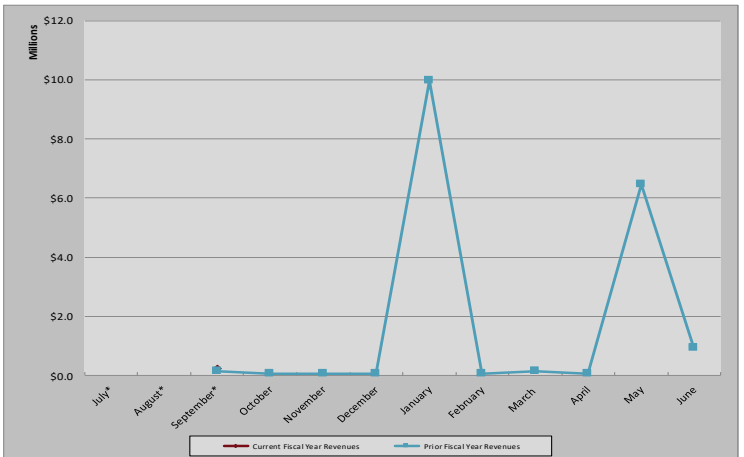
Through September 30, 2020*

General Fund Revenue Overview

GENERAL FUND MAJOR REVENUE SOURCES

Property Tax - Property

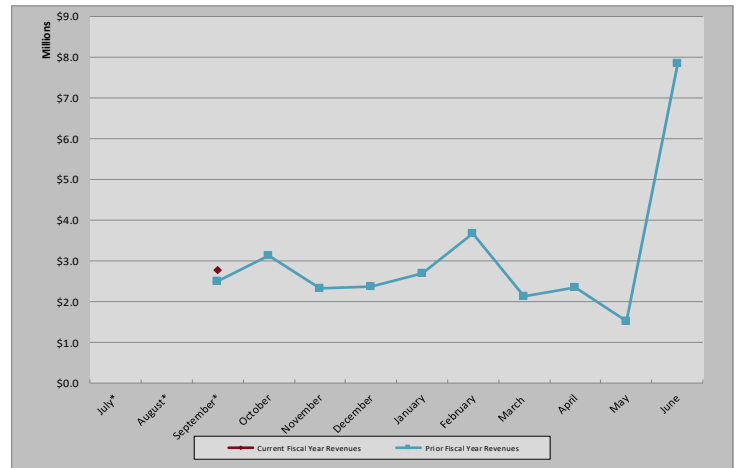
	Current Fiscal Year Revenues	Prior Fiscal Year Revenues	Year-over-Year Variance
July*			
August*			
September*	\$ 223,019	\$ 150,440	\$ 72,579
October		\$ 63,852	
November		\$ 62,126	
December		\$ 52,143	
January		\$ 9,968,751	
February		\$ 64,221	
March		\$ 133,695	
April		\$ 66,177	
May		\$ 6,453,195	
June		\$ 933,448	
Totals	\$ 223,019	\$ 17,948,048	\$ 72,579



*Accrual reversals occur in July, August, and September. To address this, July and August revenues are reported in September.

Sales Tax

	Current Fiscal Year Revenues	Prior Fiscal Year Revenues	Year-over-Year Variance
July*			
August*			
September*	\$ 2,783,580	\$ 2,490,600	\$ 292,980
October		\$ 3,135,942	
November		\$ 2,324,740	
December		\$ 2,369,589	
January		\$ 2,694,004	
February		\$ 3,665,281	
March		\$ 2,136,789	
April		\$ 2,350,145	
May		\$ 1,516,983	
June		\$ 7,850,621	
Totals	\$ 2,783,580	\$ 30,534,694	\$ 292,980



*Accrual reversals occur in July, August, and September. To address this, July and August revenues are reported in September.

*Reflects Amounts for September 30, 2020 as of October 12, 2020. These amounts can change as the City posts revenues and expenditures.

Fiscal Year 2020-21

July - September 2020

City of Modesto, California

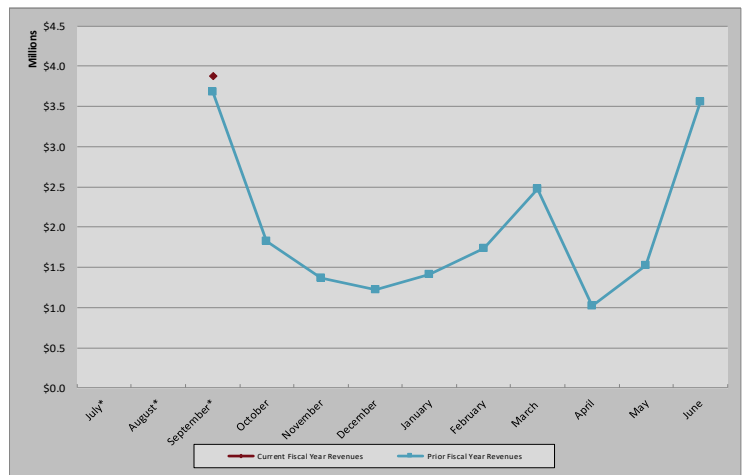
Through September 30, 2020*

General Fund Revenue Overview

GENERAL FUND MAJOR REVENUE SOURCES

Utility Users Tax

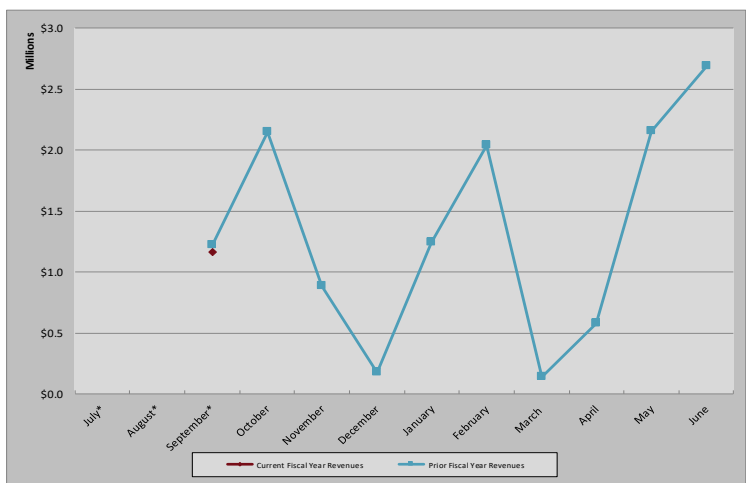
	Current Fiscal Year Revenues	Prior Fiscal Year Revenues	Year-over-Year Variance
July*			
August*			
September*	\$ 3,878,482	\$ 3,680,533	\$ 197,949
October		\$ 1,820,982	
November		\$ 1,364,746	
December		\$ 1,221,934	
January		\$ 1,410,044	
February		\$ 1,734,401	
March		\$ 2,476,006	
April		\$ 1,018,502	
May		\$ 1,520,233	
June		\$ 3,555,837	
Totals	\$ 3,878,482	\$ 19,803,218	\$ 197,949



*Accrual reversals occur in July, August, and September. To address this, July and August revenues are reported in September.

Business License/Mill Tax

	Current Fiscal Year Revenues	Prior Fiscal Year Revenues	Year-over-Year Variance
July*			
August*			
September*	\$ 1,163,142	\$ 1,222,559	\$ (59,417)
October		\$ 2,145,351	
November		\$ 886,109	
December		\$ 175,274	
January		\$ 1,240,168	
February		\$ 2,038,671	
March		\$ 137,260	
April		\$ 580,711	
May		\$ 2,154,094	
June		\$ 2,689,270	
Totals	\$ 1,163,142	\$ 13,269,467	\$ (59,417)



*Accrual reversals occur in July, August, and September. To address this, July and August revenues are reported in September.

*Reflects Amounts for September 30, 2020 as of October 12, 2020. These amounts can change as the City posts revenues and expenditures.

Fiscal Year 2020-21

July - September 2020

City of Modesto, California

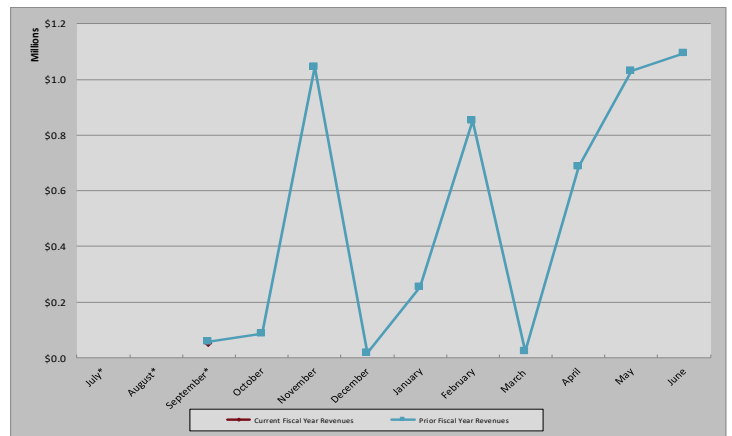
Through September 30, 2020*

General Fund Revenue Overview

GENERAL FUND MAJOR REVENUE SOURCES

Franchise Fees

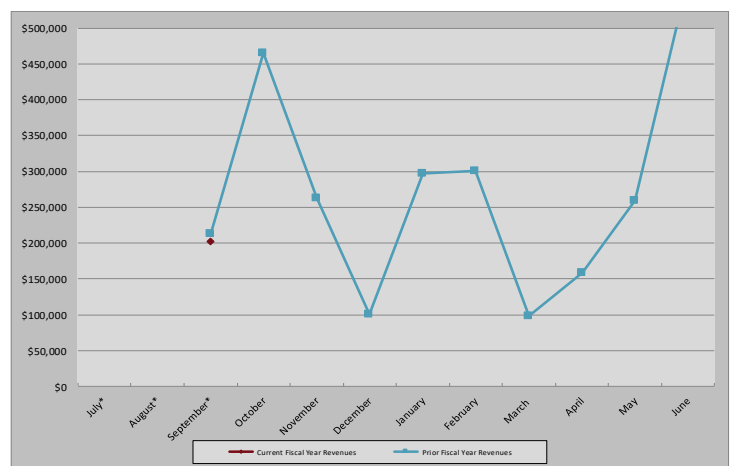
	Current Fiscal Year Revenues	Prior Fiscal Year Revenues	Year-over-Year Variance
July*			
August*			
September*	\$ 51,505	\$ 57,620	\$ (6,115)
October		\$ 86,955	
November		\$ 1,044,406	
December		\$ 17,142	
January		\$ 252,562	
February		\$ 851,446	
March		\$ 23,774	
April		\$ 685,465	
May		\$ 1,031,240	
June		\$ 1,095,349	
Totals	\$ 51,505	\$ 5,145,959	\$ (6,115)



*Accrual reversals occur in July, August, and September. To address this, July and August revenues are reported in September.

Transient Occupancy Tax

	Current Fiscal Year Revenues	Prior Fiscal Year Revenues	Year-over-Year Variance
July*			
August*			
September*	\$ 202,606	\$ 212,980	\$ (10,374)
October		\$ 465,633	
November		\$ 262,445	
December		\$ 101,004	
January		\$ 296,882	
February		\$ 301,069	
March		\$ 98,283	
April		\$ 159,248	
May		\$ 259,243	
June		\$ 570,274	
Totals	\$ 202,606	\$ 2,727,061	\$ (10,374)



*Accrual reversals occur in July, August, and September. To address this, July and August revenues are reported in September.

*Reflects Amounts for September 30, 2020 as of October 12, 2020. These amounts can change as the City posts revenues and expenditures.

Fiscal Year 2020-21

July - September 2020

City of Modesto, California

Through September 30, 2020*

General Fund Expenditures Overview

	Department	Monthly Actuals Expended	Monthly % of Total Budget	YTD Actuals	2020-21 Operating Budget	% of Total Budget Expended
1	City Council	99,078	22.0%	99,078	449,791	22.0%
2	City Manager's Office	692,832	25.9%	692,832	2,674,703	25.9%
3	City Attorney's Office	107,402	5.5%	107,402	1,948,442	5.5%
4	City Clerk's Office	114,164	8.7%	114,164	1,312,213	8.7%
5	Office of the City Auditor	8,212	2.6%	8,212	316,643	2.6%
6	Finance Department	1,096,039	19.8%	1,096,039	5,527,073	19.8%
7	Community & Economic Development	1,332,801	21.4%	1,332,801	6,224,850	21.4%
8	Human Resources Department	290,312	17.6%	290,312	1,647,958	17.6%
9	Fire Department	8,594,781	21.4%	8,594,781	40,108,312	21.4%
10	Police Department	13,831,144	19.7%	13,831,144	70,138,335	19.7%
11	Parks, Recreation & Neighborhoods	2,480,846	19.7%	2,480,846	12,606,909	19.7%
12	Public Works Department	0	0.0%	0	(0)	0.0%
13	Non-Departmental	25,688	5.9%	25,688	433,050	5.9%
14	Transfers Out	-	0.0%	-	5,865,329	0.0%
	Total	28,673,299	19.2%	28,673,299	149,253,608	19.2%

Monthly Actuals Notes (July, August, and September)

- 1 **City Council** - The City Council had a total of \$99.1K in expenditures in this period. \$75.8K of the expenditures were from salary and benefit expense, \$21.5K were for internal service fund changes, and \$1.8K were for discretionary expenses.
- 2 **City Manager's Office** - The City Manager's Office had a total of \$692.8K in expenditures in this period. \$466.4K of the expenditures were from salary and benefit expense, \$39.5K were for internal service fund changes, and \$187.0K were for discretionary expenses.
- 3 **City Attorney's Office** - The City Attorney's Office had a total of \$107.4K in expenditures in this period. \$69.2K of the expenditures were from salary and benefit expense, \$29.5K were for internal service fund changes, and \$8.7K were for discretionary expenses.
- 6 **Finance Department** - The Finance Department had a total of \$1.1M in expenditures in this period. \$778.4K of the expenditures were from salary and benefit expense, \$102.8K were for internal service fund changes, and \$234.2K were for discretionary expenses. There was also \$19.3K received as an offsetting expense for direct charge revenue.
- 7 **Community & Economic Development (CED)** - CED had a total of \$1.33M in expenditures in this period. \$1.06M of the expenditures were from salary and benefit expense, \$166.6K were for internal service fund changes, and \$180.4K were for discretionary expenses. There was also \$74.9K received as an offsetting expense for direct charge revenue.
- 9 **Fire Department** - The Fire Department had a total of \$8.6M in expenditures in this period. \$7.8M of the expenditures were from salary and benefit expense, \$261.9K were for internal service fund changes, and \$483.7K were for discretionary expenses.
- 10 **Police Department** - The Police Department had a total of \$13.8M in expenditures in this period. \$11.0M of the expenditures were from salary and benefit expense, \$802.6K were for internal service fund changes, and \$2.1M were for discretionary expenses. There was also \$30.0K received as an offsetting expense for direct charge revenue.

*Reflects Amounts for September 30, 2020 as of October 12, 2020. These amounts can change as the City posts revenues and expenditures.

Grant Awards & Applications

July - August 2020

Grant Applications

Grant Title	Month	Awarding Agency	City Department Division	Grant Application Amount	Grant Application Local Match Amount
California Dept. of Transportation for Highway Safety Improvement Program (HSIP) Funds	Jul-20	Caltrans Division of Local Assistance	Community & Economic Development	TBD	
2020 Edward Byrne Memorial Justice Assistance Grant	Jul-20	Bureau of Justice Assistance	Modesto Police Department	\$ 130,530	
2020-2021 BHRS Party Patrol Grant	Jul-20	Behavioral Health & Recovery Service of Stanislaus County	Modesto Police Department	\$ 10,000	
				<u>\$ 140,530</u>	<u>\$ -</u>

Grant Awards

Grant Title	Month	Federal Awarding Agency	City Department Division	Grant Application Amount	Grant Award Local Match Amount
Coronavirus Relief Funds (CRF)	Jul-20	State of California	Finance	\$ 7,506,479	
State of California Senate Bill 2 (SB2-Grant Planning)	Jul-20	State of California	Community & Economic Development	\$ 625,000	
				<u>\$ 8,131,479</u>	<u>\$ -</u>

MODESTO POLICE DEPARTMENT

UCR ARREST AND CRIME STATISTICS

2020

ARRESTS

MONTH	2018	2019	2020
JANUARY	1194	1007	1240
FEBRUARY	1021	875	1261
MARCH	1306	1211	1093
APRIL	1057	1095	1098
MAY	1181	1236	1463
JUNE	1313	965	1121
JULY	1109	1069	1213
AUGUST	1104	1188	1222
SEPTEMBER	971	1010	1257
OCTOBER	964	912	
NOVEMBER	958	960	
DECEMBER	893	887	
TOTAL	13071	12415	10968

SEPTEMBER

YTD Comparison (2019 to 2020)

Crime Type	Over/Under	% Change
Part 1	-1612	-24%
Auto Theft	-63	-7%
Commercial	-212	-45%
Larceny	-1107	-30%
Residential	-128	-29%
Robbery	-99	-32%

PART 1

MONTH	2018	2019	2020
JANUARY	899	740	723
FEBRUARY	749	832	544
MARCH	802	785	731
APRIL	819	792	655
MAY	899	765	621
JUNE	761	728	543
JULY	802	770	447
AUGUST	804	699	457
SEPTEMBER	728	699	477
TOTAL	6535	6111	4721

AUTO THEFT

MONTH	2018	2019	2020
JANUARY	115	106	109
FEBRUARY	91	99	84
MARCH	100	114	143
APRIL	88	100	105
MAY	110	95	97
JUNE	78	91	91
JULY	99	100	84
AUGUST	97	98	68
SEPTEMBER	100	108	67
TOTAL	778	803	781

COMMERCIAL BURG

MONTH	2018	2019	2020
JANUARY	52	51	51
FEBRUARY	41	73	32
MARCH	46	62	38
APRIL	46	57	41
MAY	46	53	25
JUNE	35	45	20
JULY	29	42	22
AUGUST	33	47	13
SEPTEMBER	35	38	14
TOTAL	328	430	242

LARCENY

MONTH	2018	2019	2020
JANUARY	493	391	373
FEBRUARY	441	445	290
MARCH	437	418	382
APRIL	470	418	331
MAY	528	432	302
JUNE	450	400	244
JULY	439	425	179
AUGUST	477	360	224
SEPTEMBER	378	368	225
TOTAL	3735	3289	2325

RESIDENTIAL BURG

MONTH	2018	2019	2020
JANUARY	53	39	69
FEBRUARY	49	69	34
MARCH	43	45	45
APRIL	53	58	40
MAY	44	50	32
JUNE	58	41	25
JULY	41	48	21
AUGUST	50	44	18
SEPTEMBER	62	40	22
TOTAL	391	394	284

ROBBERIES

MONTH	2018	2019	2020
JANUARY	50	34	24
FEBRUARY	31	40	21
MARCH	25	41	14
APRIL	37	39	28
MAY	33	23	37
JUNE	28	39	20
JULY	40	39	18
AUGUST	31	29	15
SEPTEMBER	31	25	33
TOTAL	275	284	177

Community & Economic Development

Pelandale Ave. Pavement Rehabilitation Phase II

Expenses		Revenues	
Project Code	100966	City Funds	\$
Project Budget	\$ 2,757,493	Federal Funds	\$
Encumbered	\$ 1,690,993	State Funds	\$
Expended	\$ 781,558	Other Funds	\$ 2,757,493
Available	\$ 284,911	Total Received	\$

Estimated Completion Date: October 2020

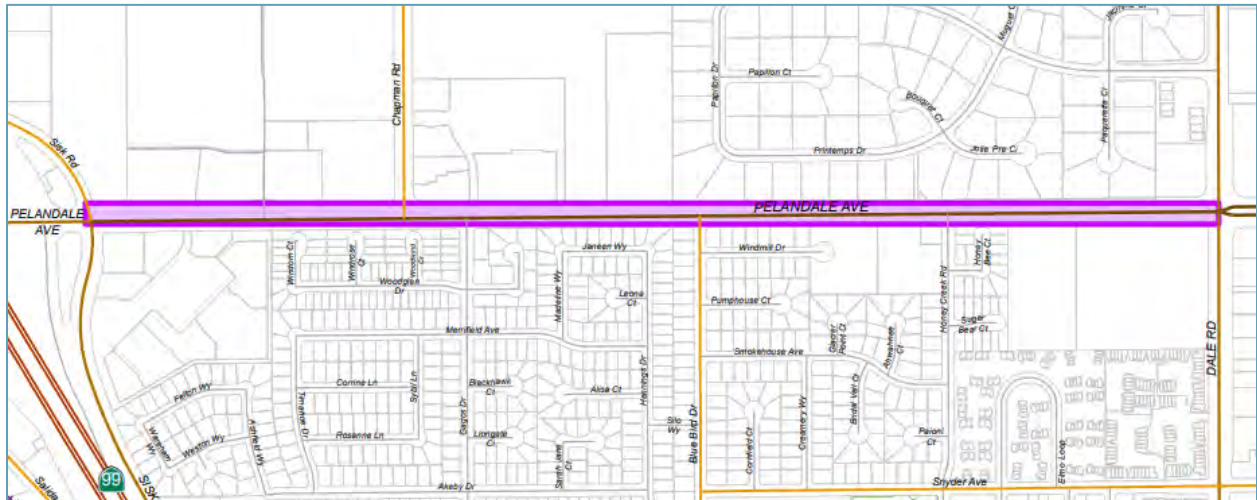
Phase: Construction

Overall Project Details:

This project will rehabilitate deteriorated pavement with an asphalt rubber chip seal and asphalt overlay on Pelandale Avenue from Sisk Road to Honey Creek Road, with ADA improvements, sidewalk installation and storm drainage improvements.

Latest Project Status:

Striping work has been completed.



Right Turn Lane Southbound McHenry Avenue to Westbound Briggsmore Avenue

Expenses		Revenues	
Project Code	100632	City Funds	\$
Project Budget	\$ 3,021,892	Federal Funds	\$
Encumbered	\$ 880	State Funds	\$
Expended	\$ 512,327	Other Funds	\$
Available	\$ 2,508,685	Total	\$
		Received	\$

Estimated Completion Date: April 2021

Phase: Construction

Overall Project Details:

This project will widen and install a right turn lane at southbound McHenry Avenue to westbound Briggsmore Avenue. The work to be done includes curb, gutter, sidewalk, traffic signal modifications and paving.

Latest Project Status:

The project has been awarded and pre-construction meetings have begun.



Measure L Projects

State Route 132 West Expressway

Expenses		Revenues	
Project Code	101119	City Funds	\$
Project Budget	\$ 125,482,720	Federal Funds	\$ 9,870,886
Encumbered	\$ 6,410,627	State Funds	\$ 83,811,834
Expended	\$ 32,196,293	Measure L	\$ 31,800,000
Available	\$ 86,875,800	Total	\$ 125,482,720
		Received	\$ 125,482,720

Estimated Completion Date: July 2022

Phase: Construction

Overall Project Details:

This project includes construction of an access-controlled, 2-lane expressway along a new alignment south of Kansas Avenue starting from the east side of SR-99 at the base of the Needham Street Bridge west to Dakota Avenue and along Dakota Avenue to the existing SR-132/Maze Boulevard.

Latest Project Status:

Roadway, Basin Excavation and Wet Well Excavation of Pump Station continue. Trial Batch/Test Strip for CRCP paving has begun. The southbound 6th Street Off Ramp is closed and reconstruction of the eastbound couplet has begun.



Coffee Road Pavement Rehabilitation Phase I

Expenses		Revenues	
Project Code	101171	City Funds	\$
Project Budget	\$ 4,200,000	Federal Funds	\$
Encumbered	\$ 2,233,008	State Funds	\$
Expended	\$ 795,738	Measure L	\$ 4,200,000
Available	\$ 1,171,254	Total	\$
		Received	\$

Estimated Completion Date: December 2020

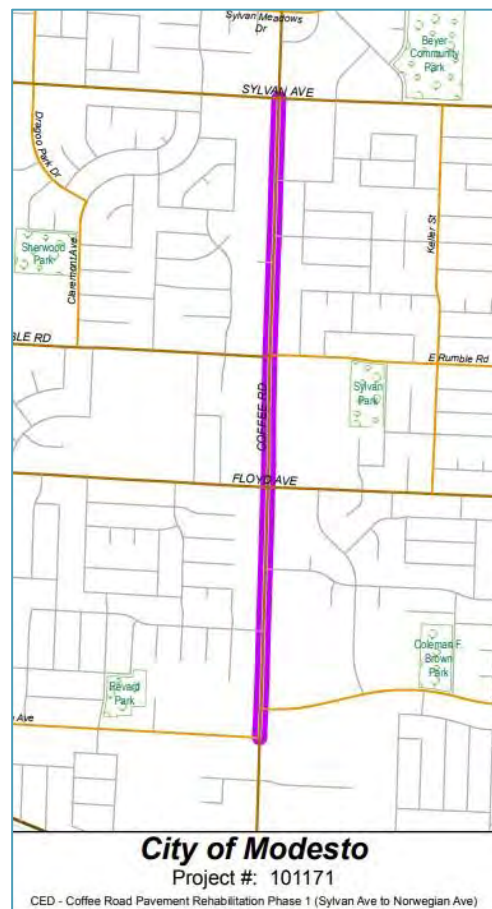
Phase: Construction

Overall Project Details:

The City Council approved this project in May. The project will rehabilitate deteriorated pavement on Coffee Road from Norwegian to Sylvan Avenue and Mable Avenue to the Coffee/Claratina intersection. The street segments will receive an asphalt grind and overlay, American’s with Disabilities Act (ADA) ramp improvements and restriping.

Latest Project Status:

The contractor finished the Coffee/Claratina roundabout islands and is in the process of striping the roadway.



Dry Creek Trail Maintenance

Expenses		Revenues	
Project Code	101126	City Funds	\$
Project Budget	\$ 685,000	Federal Funds	\$
Encumbered	\$ 106,934	State Funds	\$
Expended	\$ 527,328	Measure L	\$ 685,000
Available	\$ 100,739	Total	\$
		Received	\$

Estimated Completion Date: December 2020

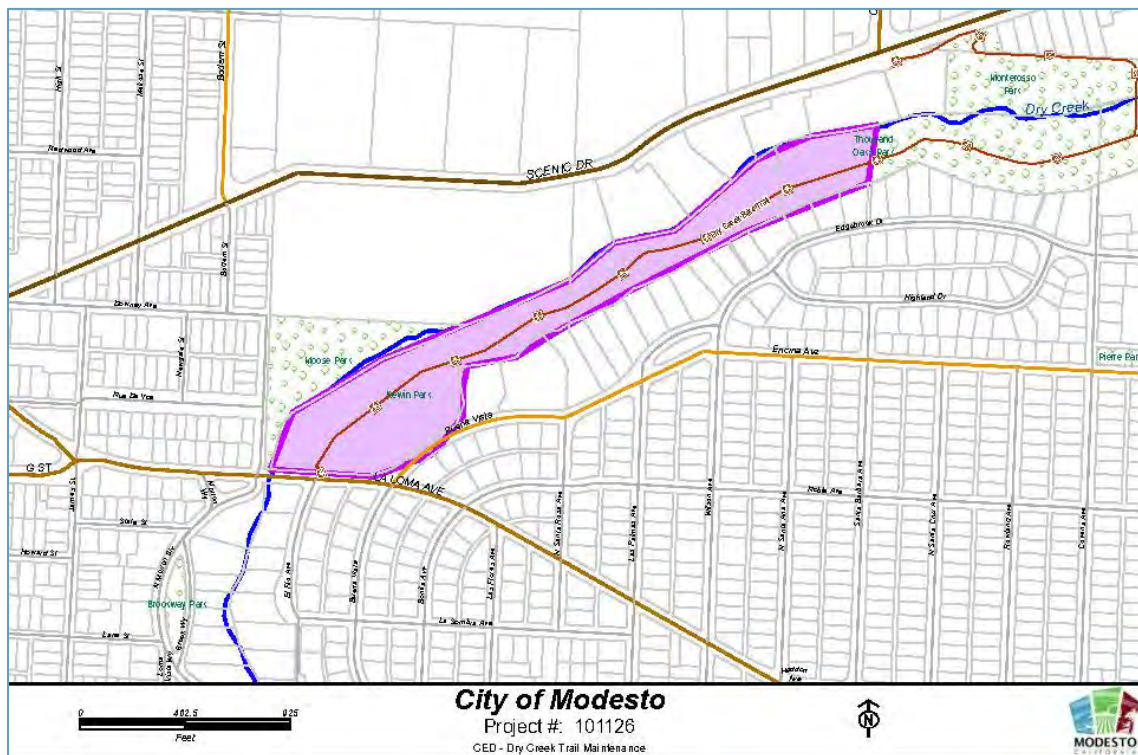
Phase: Construction

Overall Project Details:

This project will rehabilitate deteriorated pavement and crossing on the Dry Creek Trail at Kewin Park, install ADA improvements, install traffic calming speed cushions on Edgebrook Drive and traffic flow improvements on Monterey Avenue next to Orville Wright Elementary School.

Latest Project Status:

The Dry Creek portion is in the final phase of construction.



Tully Road Pavement Rehabilitation

Expenses		Revenues	
Project Code	101170	City Funds	\$
Project Budget	\$ 2,400,000	Federal Funds	\$
Encumbered	\$ 1,124,722	State Funds	\$
Expended	\$ 980,764	Measure L	\$ 2,400,000
Available	\$ 394,513	Total	\$
		Received	\$

Estimated Completion Date: October 2020

Phase: Construction

Overall Project Details:

This project will rehabilitate deteriorated pavement on Tully Road from Yale Avenue to Briggsmore Avenue. The street segments will receive an asphalt grind and overlay, ADA ramp improvements and restriping to allow for enhanced bicycle lanes for safety.

Latest Project Status: Striping work has been completed.



Parks, Recreation & Neighborhoods

East La Loma Playground Renovation

Expenses		Revenues	
Project Code	100911	City Funds	\$110,000
Project Budget	\$195,120	Federal Funds	\$
Encumbered	\$	State Funds	\$
Expended	\$104,320	Other Funds	\$ 85,120
Available	\$ 90,800	Total	\$195,120
		Received	\$110,000

Estimated Completion Date: November 2020

Phase: Construction

Overall Project Details:

The East La Loma Park Playground Replacement Project is a joint effort between the City of Modesto and the La Loma Neighborhood Association (LLNA). The LLNA organized the community to fund the playground purchase and construction through fundraising efforts, by partnering with the City's Park Partners Program, as well as generous contributions from George Reed, Inc. and other generous sponsors. The project will include the construction of a new playground with rock climbing elements, slide, a tire swing, a large swing bay, benches, trash cans, a small plaza with decorative pavers (featuring sponsor names) as well as various ADA improvements.



Latest Project Status:

All preconstruction planning, fundraising and construction documentation has been completed, and construction officially began in September 2020. It is estimated that playground equipment installation will begin in October 2020. During the month of September, the contractor completed the concrete work, playground drainage and installation of commemorative signage.



Public Works

Two-Way Radio Communication Replacement

Expenses		Revenues	
Project Code	101218	City Funds	\$
Project Budget	\$180,480	Federal Funds	\$
Encumbered	\$180,480	State Funds	\$180,480
Expended	\$	Other Funds	\$
Available	\$180,480	Total	\$180,480
		Received	\$180,480

Estimated Completion Date: October 2020

Phase: N/A

Overall Project Details:

This project will replace the analog radio communication system in the Modesto Area Express (MAX) buses. The replacement system is a digital system with better clarity, range and function.

Latest Project Status:

About half of the MAX fleet has been converted to the new radios. The dispatch radios at the Transit Center and Bus Maintenance Facility are installed and functional.



SB 1 Project

2019/2020 Slurry/Crack Seal Work

Expenses		Revenues	
Project Code		City Funds	\$
Project Budget	\$ 1,516,810	Federal Funds	\$
Encumbered	\$	State Funds	\$ 1,516,810
Expended	\$ 1,342,378	Other Funds	\$
Available	\$ 174,431	Total	\$ 1,516,810
		Received	\$ 4,329,040 ¹

Estimated Completion Date: October 2020


Phase: 5th Season of Annual Program

Overall Project Details:

The purpose of this program is to maintain and preserve the streets of Modesto by applying type II slurry made of emulsion oil and aggregate. SB1 funding provides an average of 95 lane miles of residential street preservation each season.

Latest Project Status:

In the month of September, the Streets Division completed 18 lane miles of slurry seal application. The 2020 Slurry Seal season began on May 3, 2020 and will continue through October. A total of 97.88 lane miles have been completed for the 2020 calendar year.



¹ Total Road Maintenance and Rehabilitation Account (RMRA) for all projects

Utilities

Spencer Avenue Strengthen & Replace Water Mains


Expenses		Revenues	
Project Code	101110	City Funds	\$ 2,080,000
Project Budget	\$ 2,080,000	Federal Funds	\$
Encumbered	\$ 556,659	State Funds	\$
Expended	\$ 862,462	Other Funds	\$
Available	\$ 660,879	Total	\$
		Received	\$

Completion Date: November 2020

Phase: Pre-Construction



Overall Project Details:

The Spencer Avenue neighborhood is one of many prioritized areas identified in the City's water service area that requires replacement of current, aging water infrastructure. The Spencer Avenue Strengthen & Replace Water Mains Project will replace and upgrade deficient water mains ranging in size from 2-inch to 6-inch with 8-inch City Standard water mains, associated water valves, services and fire hydrants to increase service reliability, flows, and pressures. The project area is bounded by Spencer Avenue on the west, Martin Luther King Drive on the east, Truman Avenue on the north, and California Avenue on the south.



Latest Project Status:

Construction is 85% complete. The project is nearing completion with the contractor installing the last remaining water lines along Briggs Ditch and on Vine Street. City Staff worked with the contractor to install an additional hydrant and Fire Department Connection for a new development on Vine Street.



Del Rio Tank 14, Well 68 & Pump Station

Expenses		Revenues	
Project Code	100473	City Funds	\$ 14,403,213
Project Budget	\$ 14,403,213	Federal Funds	\$
Encumbered	\$ 536,218	State Funds	\$
Expended	\$ 13,369,166	Other Funds	\$
Available	\$ 497,829	Total	\$
		Received	\$

Completion Date: Summer 2020

Phase: Construction

Overall Project Details:

This project will construct a 0.25 million-gallon steel water tank, a 1,000 gallon-per-minute well production pump, a 2.45 million gallon-per-day booster pump station, a 1.4-acre-foot retention basin, and a 16-inch transmission main installation from the intersection of St. John Road and Country Club Drive, south to Ladd Road, where it will tie into the tank site. The project will increase service reliability and correct the existing supply and pressure deficiencies of the City's Del Rio water system, located northwest of the Modesto city limits. The project site is located at 718 Ladd Road on approximately 4 acres just southeast of the intersection of Ladd Road and St. Johns Road.

Latest Project Status:

This project is approximately 99% completed. One of the meters that regulates flow into the system was not working properly and had to be switched out which resulted in a delay to push water by two weeks. The contractor was able to locate a new meter and water began to flow into the Del Rio System on October 6, 2020. Additionally, the contractor continues to complete punch list items and move toward close out.



Del Rio Well 70 (Replacing Well 271) Surface Improvements

Expenses		Revenues	
Project Code	101078	City Funds	\$ 3,803,200
Project Budget	\$ 3,803,200	Federal Funds	\$
Encumbered	\$ 703,739	State Funds	\$
Expended	\$ 2,324,907	Other Funds	\$
Available	\$ 774,554	Total	\$
		Received	\$

Completion Date: December 2020


Phase: Construction

Overall Project Details:

Del Rio Well 70 (Replacing Well 271) will construct a 1,000 gallon-per-minute potable water well, pump house and generator at the corner of Stewart and McHenry in the Del Rio Service Area. This portion of the project will only be responsible for the above ground improvements. Sub-surface improvements of the well were completed in January 2019.

Latest Project Status:

Construction is 80% complete. Perimeter construction of the site continued with more masonry wall construction. Additionally, the contractor prepared for foundation installation by installing rebar and pouring concrete throughout the site.



Amtrak North Parking Lot

Expenses		Revenues	
Project Code	101014	City Funds	\$ 700,445
Project Budget	\$ 700,445	Federal Funds	\$
Encumbered	\$ 304,065	State Funds	\$
Expended	\$ 333,455	Other Funds	\$
Available	\$ 62,925	Total	\$
		Received	\$

Completion Date: November 2020

Phase: Construction

Overall Project Details:

This project will increase the size of the existing parking lot at the Modesto Amtrak Station by adding 77 parking stalls to accommodate increased use of the station. During several holiday periods throughout the year the existing parking lot is unable to accommodate the number of vehicles that need to be parked there.

Latest Project Status:

Construction is 95% complete. The driveways, curb ramps and remaining curbing have been installed. All lighting and irrigation improvements were installed and a majority of the landscaping was planted. Wrought iron fencing posts and fencing were installed and finally the parking lot was graded with base rock and asphalt.



Yosemite Water Valves

Expenses		Revenues	
Project Code	101237	City Funds	\$ 295,000
Project Budget	\$ 295,000	Federal Funds	\$
Encumbered	\$	State Funds	\$
Expended	\$ 10,943	Other Funds	\$
Available	\$ 284,057	Total	\$
		Received	\$

Completion Date: January 2021

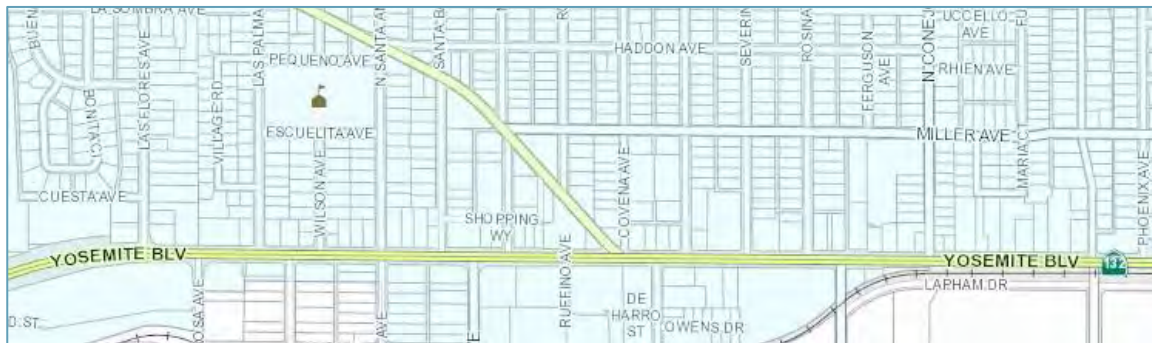
Phase: Pre-Construction

Overall Project Details:

The Yosemite Water Valve project will install and abandon 157 new cast iron water valve boxes along Yosemite Boulevard from Las Flores Avenue to Phoenix Avenue. Installing the new boxes will extend the life of the water valves while reducing the maintenance required by the Water Services Division. The scope also includes repairing the pavement around each valve and bringing affected striping up to current state standards.

Latest Project Status:

A pre-construction conference is scheduled for October. It is anticipated that construction will begin shortly thereafter.



Headworks, Dryden Box and Influent Flume Improvements

Expenses		Revenues	
Project Code	100737 & 100794	City Funds	\$ 24,734,966
Project Budget	\$ 24,734,966	Federal Funds	\$
Encumbered	\$ 1,433,294	State Funds	\$
Expended	\$ 22,438,253	Other Funds	\$
Available	\$ 863,419	Total	\$
		Received	\$

Completion Date: Summer 2020


Phase: Construction

Overall Project Details:

All of the city's wastewater flows are screened for debris and grit removal. It is essential to maintain the efficiency and effectiveness of the entire wastewater treatment process. Most of the city's domestic wastewater (from the River and West Trunks) and Cannery Segregation process water flows into the Dryden Box prior to entering the Sutter Plant for treatment. This structure is severely corroded and needs to be replaced. The project includes upgrades to the Headworks facility, upgrades to Pumping Plant No.3, hydraulic improvements to the Influent Flumes, and construction of a new Dryden Box (in-ground concrete structure). This project will provide both reliability and capacity improvements to the city's wastewater system.

Latest Project Status:

Currently, the following tasks are being performed: training for the new nutrient panel, installation of handrails at headworks and barscreens, completion of couplings on 84-inch gate stem, installation of pedestals and gratings, and biofilter testing.




Armorrock coating application inside 12-inch grit drain



Blower duct flowmeter conduit installation



Pipe bedding placement at 12-inch grit drain trench



Removal of damaged concrete 84-inch gate actuator pedestal base

North Trunk Sewer Project

Expenses		Revenues	
Project Code	100849	City Funds	\$ 2,323,081
Project Budget	\$ 2,323,081	Federal Funds	\$
Encumbered	\$ 1,122,397	State Funds	\$
Expended	\$ 879,977	Other Funds	\$
Available	\$ 320,707	Total	\$
		Received	\$

Completion Date: November 2020

Phase: Construction

Overall Project Details:

The Wastewater Collection System Master Plan identified the North Trunk as a priority project necessary to facilitate new development in the Bangs/Tully/Carver area of Modesto. This proposed North Trunk section will extend approximately 2,900 linear feet of 27-inch diameter sewer trunk along Bangs Avenue between Carver Road and Tully Road. This project will also provide approximately 775 linear feet of 12-inch diameter sewer main along Tully Road, between Bangs Avenue and Pelandale Avenue. The proposed improvements will provide sanitary sewer infrastructure for the proposed Woodglen Development.

Latest Project Status:

The contractor is approximately 50% complete with the installation of pipe and manholes. Due to poor soil conditions, the contractor has been working on solutions to safely excavate a 30-foot-deep trench.



Fleet Maintenance Facility Heavy Bay Addition & Bus Maintenance Facility - Parts Storage Room Project

Expenses		Revenues	
Project Code	100451 / 101022	City Funds	\$ 6,221,137
Project Budget	\$ 7,980,446	Federal Funds	\$ 1,759,309
Encumbered	\$ 5,349,246	State Funds	\$
Expended	\$ 1,709,875	Other Funds	\$
Available	\$ 921,325	Total	\$
		Received	\$

Completion Date: Spring 2021

Phase: Construction

Overall Project Details:

The construction of a new Fleet Maintenance Facility (FMF) Heavy Bay will provide future capacity and operational efficiencies for years to come. Additionally, the safety of staff members and customers is at the forefront throughout the City. This state-of-the-art facility will reduce potential work-related risks associated with repairs and maintenance. The FMF will serve as a connecting structure between the existing Bus Maintenance Facility (BMF) and the new Heavy Bay Shop.

Latest Project Status:

Work is currently on hold as we wait on the metal building supplier who has been impacted by COVID-19. During the month of September, the main activity was the removal of the spoils pile due to earlier pipe excavation.



Design Phase			
Department	Project Name	Design Amount	Total Project Amount
Community & Economic Development			
	Claratina: McHenry/Coffee 4 Lane	\$1,402,167	\$6,062,911
	Right Turn Lane – McHenry to Briggsmore	\$193,000	\$2,131,892
	WB D St. to NB 9 th St. Right Turn Lane Improvement	\$222,633	\$1,314,936
	2016 Pavement Rehabilitation (La Loma)	\$273,080	\$1,857,573
	Pavement Rehabilitation – Crows Landing	\$250,000	\$250,000
	Paradise Road – 1 st Street to Carpenter Road	\$250,000	\$250,000
	Claratina Phase 1 – Hetch Hetchy Crossing	\$200,000	\$6,270,000
	Pavement Rehabilitation – Pelandale Avenue	\$323,000	\$323,000
Measure L	Systemic Safety Analysis Report Program	\$250,000	\$250,000
Measure L	Paradise Road ATP Cycle III	\$25,000	\$25,000
Measure L	Bike Trail along MID Canal	\$117,222	\$1,092,054
Measure L	Tully Road Safety Improvements	\$34,538	\$411,183
Modesto Fire			
	MFD Station No.1 Roof Replacement	\$25,000	\$337,850

Design Phase

Department	Project Name	Design Amount	Total Project Amount
Parks, Recreation & Neighborhoods			
	Virginia Corridor Phase 7	\$ 750,000	\$4,674,923
	Ralston Tower Park Renovation	\$ 100,000	\$1,200,000
	Downey Shade Structure Replacement	\$ 25,000	\$ 350,000
	The Awesome Spot Playground	Community	\$2,500,000
	Carpenter Road Soccer Complex	\$ 35,600	\$1,035,000
	TRRP Neece Drive Boat Launch	\$ 188,000	\$805,000
	TRRP River Overlook	\$ 185,806	\$849,940
	Cesar E. Chavez Park Renovation	\$ 950,000	\$8,500,000
	Mary E. Grogan Park Phase 2	\$329,288	\$2,963,588
Public Works			
	101045 – Transit Center Expansion	\$70,000	\$325,000
SB1 \$32,000	101095 – Transit Center Improvements	\$523,544	\$5,640,092
	101096 – MADAR Operations Building	\$30,000	\$500,000
	101191 – USB Ports on all Transit Buses	\$-	\$13,118
	101238 – Amtrak Station Repairs/Rehab	\$34,000	\$481,979
	New Transit Bus Purchases	\$-	\$1,982,063

Design Phase			
Department	Project Name	Design Amount	Total Project Amount
Utilities			
	Highway Village Strengthen & Replace	\$112,187	\$3,965,000
	Sonoma Trunk Extension	\$256,404	\$2,819,747
	Well 71 Surface Improvements	\$352,000	\$3,485,000
	Plant Structural Improvements	\$28,082	\$1,295,000
	Wastewater Building Upgrades	\$37,789	\$1,272,000
	Sutter Parking Lot & Security Upgrade	\$326,004	\$6,205,176
	Sutter Trunk Rehabilitation and Reliability	\$360,308	\$5,262,011
	Gravity Colorado (S-2)	\$1,700,000	\$13,000,000
	Shackelford Lift Station (S-3)	\$1,500,000	\$7,000,000
	Woodland Lift Station Rehabilitation	\$70,301	\$1,543,616
	Facultative Biosolids Removal	\$16,379	\$1,650,000
	Sewer Line Replacement (Tully & Briggsmore)	\$0	\$420,000
	New Tivoli Sewer Main to Sonoma	\$40,789	\$2,000,000
	Caustic Soda Handling Facility	\$43,041	\$3,216,250
	Tivoli Lift Station	\$181,899	\$3,039,400
	Grayson Well 69 Surface Improvements	\$323,370	\$1,958,750
	Tank 12 Recoat	\$200,000	\$4,119,000

In accordance with the requirements of Title II of the Americans with Disabilities Act (“ADA”) of 1990, the Fair Employment & Housing Act (“FEHA”), the Rehabilitation Act of 1973 (as amended), Government Code section 11135 and other applicable codes, the City of Modesto (“City”) will not discriminate against individuals on the basis of disability in the City’s services, programs, or activities. For more information, please visit the City of Modesto website at <https://www.modestogov.com/865/Americans-with-Disabilities-Act-ADA>