



CITY OF MODESTO
**PLANNING COMMISSION &
FINANCE COMMITTEE AGENDA
REPORT**

DATE OF MEETING:

May 15, 2017

Date: April 13, 2017

TO: Planning Commission & Effective Government Committee Members

THROUGH: Joseph P. Lopez, Acting City Manager

FROM: Gloriette Genereux, Director of Finance

SUBJECT: Fiscal Year 2017-18 Capital Improvement Program

CONTACT: Steve Christensen, Budget and Financial Analysis Manager,
schristensen@modestogov.com, 209-577-5390

DESCRIPTION:

That the Planning Commission consider adopting a resolution finding that all new and active projects within the Capital Improvement Program (CIP) budget for Fiscal Year (FY) 2017-18 are in conformance with the Modesto Urban Area General Plan and that the Effective Government Committee recommend to City Council approval of the FY 2017-18 CIP Budget. (Funding Source: Various Funds)

STRATEGIC PLAN ELEMENT:

This item is in alignment with the Modesto City Council Strategic Commitment - Effective, Responsive and Transparent Government.

BACKGROUND/DISCUSSION:

The City of Modesto Capital Improvement Program (CIP) is a five-year program (starting in Fiscal Year 2017/18 and ending in Fiscal Year 2021/22). The CIP strives to reflect the goals and policies established by the General Plan by systematically planning, scheduling, managing, monitoring and financing capital projects to ensure cost-effectiveness and conformity with established policies and adopted Specific Plans. The CIP guides the funding and construction of all public improvements constructed by the City, including roads, wastewater treatment facilities and lines, water lines and parks. The CIP reflects a balance between capital replacement projects that repair, replace or enhance existing facilities, equipment or infrastructure and capital facility projects that significantly expand or add to the city's existing fixed assets. The capital needs for the City, far exceed the amount of available (and anticipated) revenue. Attention is given to utilize available resources and grants in a manner that legitimately maximizes the City's capacity to complete capital improvements in the CIP.

State law (Government Code Section 65401) requires the City planning agency (Planning Commission) to review and report on proposed CIP projects for conformity with the General Plan. The CIP strives to reflect the goals and policies established by the General Plan by

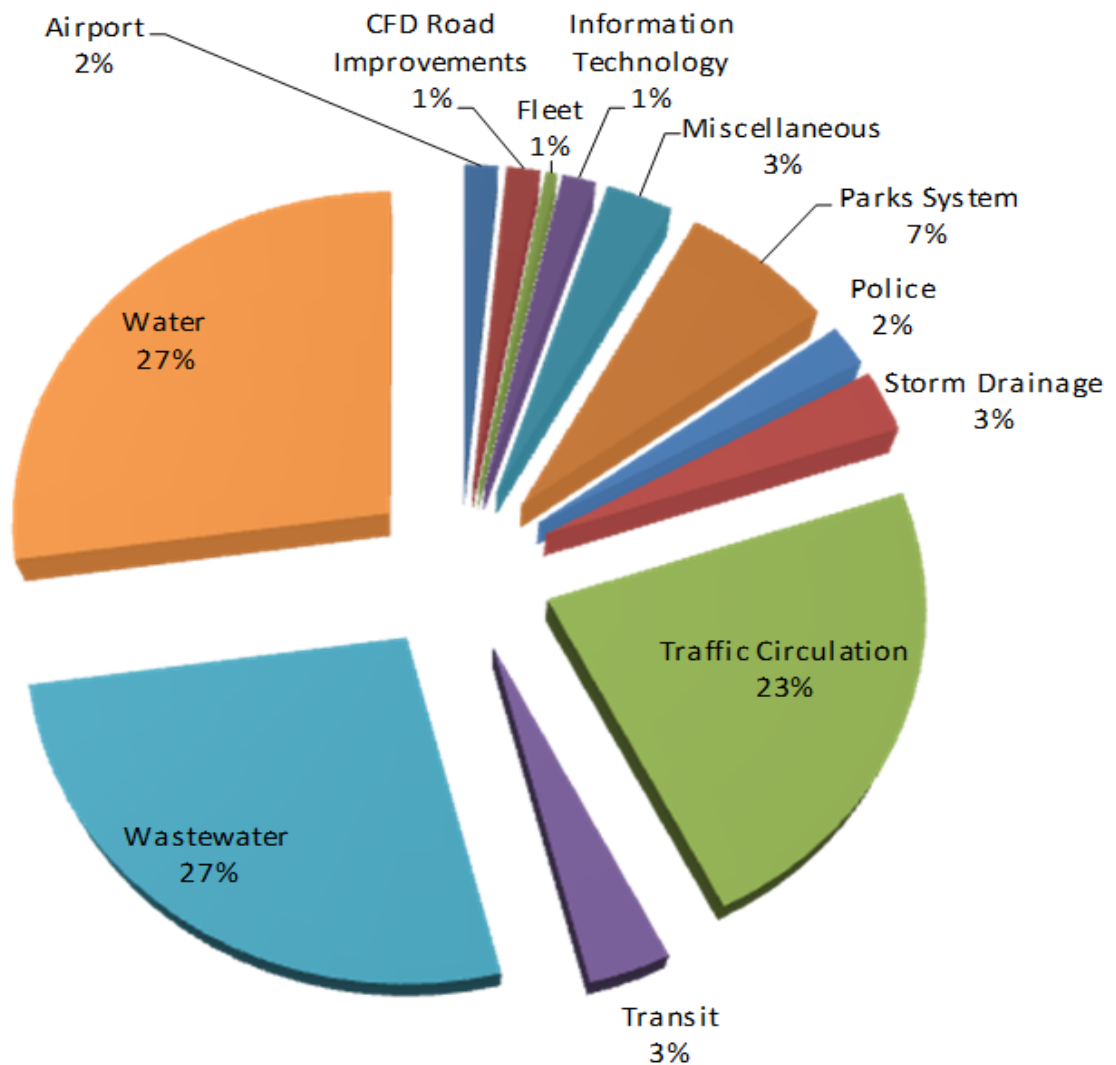
systematically planning, scheduling, managing, monitoring and financing capital projects to ensure cost-effectiveness and conformity with established policies and adopted Specific Plans.

FISCAL IMPACT:

The Capital Improvement Program (CIP) budget for FY 2017-18 includes funding from a variety of funding sources. This information is provided in the detail pages of the CIP Budget document as part of this report.

There are 202 projects in the City's Capital Improvement Program, primarily in the project areas of water, wastewater, and traffic.

Percentage of Total Projects



Of these 202 projects, 30 are classified as new or future projects and increase the FY 2017-18 CIP budget by \$26.6 million. The chart below breaks out this information by category of project:

New or Future Projects Breakdown

Fund	# of New Projects	FY 2017-18 Budget
Special Fund for Capital Outlay-3120	2	\$ 304,580
Parks Fund-3130	1	\$ 15,500
Capital Grants - Parks CIP Projects-3150	2	\$ 782,150
Capital Grants - Streets CIP Projects-3160	4	\$ 604,677
Capital Grants - HUD CIP Projects-3170	1	\$ 250,000
Parks Capital Facility Fee Fund-3460	1	\$ 1,950,000
Water PCE Mitigation Fund-4112	1	\$ 488,040
Water Fund - CIP Projects-4180	7	\$ 7,225,240
Sewer Operations Fund-4210	5	\$ 6,372,676
Storm Drainage Fund-4480	1	\$ 469,000
Bus Fixed Route Fund-4510	4	\$ 7,972,496
Information Technology Fund-5230	1	\$ 167,365
Totals for New or Future Projects	30	\$ 26,601,724

CEQA/NEPA REQUIREMENTS:

The determination of whether or not the proposed Fiscal Year 2017-2018 CIP is consistent with the Modesto Urban General Plan is exempt from the California Environmental Quality Act (CEQA) pursuant to CEQA Guidelines Section 15061(b)(3) since it can be seen with certainty that there is no possibility that the activity in question – a determination as to the General Plan consistency – may have a significant effect on the environment.

RECOMMENDED COMMITTEE ACTION:

Consider adopting a resolution of the Planning Commission of the City of Modesto finding the Fiscal Year 2017-18 Capital Improvement Program in conformance with the Modesto Urban Area General Plan Pursuant to Government Code Section 65401.

Motion by the Effective Government Committee accepting the Fiscal Year 2017-18 Capital Improvement Program and forwarding to the City Council for approval.

Approved by:

 Gloriette Genereux, Director of Finance

 Joseph P. Lopez, Acting City Manager

Attachments:
 1. Resolution

THIS PAGE LEFT BLANK
INTENTIONALLY

PLANNING COMMISSION
RESOLUTION NO. 2017-

A RESOLUTION OF THE PLANNING COMMISSION OF THE CITY OF MODESTO FINDING THE FISCAL YEAR 2017-2018 CAPITAL IMPROVEMENT PROGRAM IN CONFORMANCE WITH THE MODESTO URBAN AREA GENERAL PLAN PURSUANT TO SECTION 65401 OF THE GOVERNMENT CODE (CITY OF MODESTO)

WHEREAS, each year the Planning Commission must review all capital projects that will be planned, initiated or constructed during the ensuing fiscal year for conformity with the General Plan as required by State Planning and Zoning Law (Government Code Section 65401); and

WHEREAS, the Planning Commission has been furnished a copy of and reviewed the Draft 2017-2018 Capital Improvement Program (CIP), which includes all capital projects to be planned, initiated or constructed during the 2017-2018 fiscal year for conformity with the General Plan; and

WHEREAS, the Planning Commission held a duly noticed public hearing on May 15, 2017 at which it considered the proposed CIP, the General Plan, staff reports, oral and written, and the testimony and evidence of all those wishing to be heard; and

WHEREAS, the Planning Commission finds that the determination of whether the Draft 2017-2018 CIP is consistent with the Modesto Urban Area General Plan is exempt from the California Environmental Quality Act (CEQA) pursuant to CEQA Guidelines Section 15061(b)(3) since it can be seen with certainty that there is no possibility that the activity in question - a determination as to General Plan consistency - may have a significant effect on the environment; and

NOW, THEREFORE, BE IT RESOLVED that the Planning Commission of the City of Modesto hereby determines that those projects in the Draft 2017-2018 CIP conform to and are consistent with the Modesto Urban Area General Plan.

The foregoing resolution was introduced at the regular meeting of the Planning Commission held on May 15, 2017, by _____, who moved its adoption, which motion was seconded by _____, and carried by the following vote:

Ayes:
Noes:
Absent:
Recused:

BY ORDER OF THE PLANNING COMMISSION OF THE CITY OF MODESTO

Original, signed copy on file in CEDD
Patrick Kelly, Secretary

Attachment: Exhibit "A"

EXHIBIT A

2017-2018 Capital Improvement Program

**On file with the City Clerk and the
Community & Economic Development Department, Planning Division**

Or Available online:

SPECIAL AGENDA
MODESTO PLANNING COMMISSION AND
EFFECTIVE GOVERNMENT COMMITTEE
MONDAY, MAY 15, 2017 - 6:00 PM
BASEMENT CHAMBER
1010 TENTH STREET – MODESTO, CA

I. ROLL CALL

II. Capital Improvement Program, 2017/18

Consider adopting the attached resolution finding that 1) all new and active projects within the Capital Improvement Program (CIP) budget for Fiscal Year (FY) 2017-18 are in conformance with the Modesto Urban Area General Plan and 2) that the Effective Government Committee recommend to City Council approval of the FY 2017-18 CIP Budget. (Funding Source: Various Funds)

III. Oral Communications

These matters may be presented only by interested persons in the audience, staff or Commissioners. Under State law, Commissioners may respond to matters being presented under this item only as follows:

- (a) Briefly respond to statements made or questions raised.
- (b) Ask a question for clarification.
- (c) Provide a reference to staff or other resources for factual information.
- (d) Request staff to report back at a subsequent meeting.
- (e) Finally, a Commissioner or the Commission itself may take action to direct staff to place a matter of business on a future agenda.

IV. Matters too Late for the Agenda

These may be presented by members of the Planning Commission and staff, upon determination by a majority vote that an emergency exists, as defined by State law, or by a 2/3 vote that: 1) there is a need to take immediate action, and 2) that the need for action came to the City's attention after the agenda was posted.

V. Adjournment

Notice: Copies of the agenda are on file at the Stanislaus Library Reference Room, 1500 I Street, Modesto, and in the office of the Planning Division, third floor, 1010 Tenth Street, Modesto. In compliance with the Americans with Disabilities Act, if you need special assistance to participate in this meeting, please contact the Planning Commission Secretary (209) 577-5267. Assistive listening devices are available upon request to the Planning Commission Secretary. **Notification 48 hours prior to the meeting** will enable the City to make reasonable arrangements to ensure accessibility to this meeting.

Posted pursuant to Government Code Section 54956 on _____ at
by _____ on the bulletin board at Tenth Street Place.

THIS PAGE LEFT BLANK
INTENTIONALLY

Table of Contents

Introduction	9
<i>CIP Document Structure and Approval Process</i>	
<i>Sample of a Detail Project Page</i>	
<i>CIP Glossary of Terms</i>	
Policy.....	17
Task Force.....	21
Airport.....	27
Fleet.....	35
Information Technology.....	39
Miscellaneous.....	49
Parks.....	63
Public Safety.....	97
Storm Drainage.....	107
Transportation.....	123
Transit.....	227
Wastewater.....	247
Water.....	359

THIS PAGE LEFT BLANK
INTENTIONALLY

Capital Improvement Program Document Structure and Approval Process

CIP Comprehensive Document

The Capital Improvement Program document presents the ten-year capital program for the city. This document includes detailed project information broken out by the major infrastructure categories shown below. In addition, a narrative that gives an overview of the projects, project highlights, major accomplishments, policy issues and unmet needs has been provided by the department overseeing these projects.

- Airport
- Fleet
- Information Technology
- Miscellaneous
- Parking
- Parks Systems
- Public Safety
- Storm Drainage
- Traffic Circulation
- Transit
- Wastewater
- Water
- CIP Number
- Fund and Cost Center
- Element {Community Growth, Community Development, Housing, Community Services & Facilities, Public Safety or Environmental Resources & Open Spaces}
- Manager Responsible for Project
- Year project started and Year project is expected to be completed
- Project Status {New, Future, Active}
- All Expenditure accounts with current and future budget amounts
- All Revenue sources with current and future budgets amounts
- Any Transfers from other City of Modesto funds
- Any Fund Balance requirements in order to supplement the cost of the project

The Detail Page for each project reflects the following information:

This year the reader will find a spreadsheet included in the inside flap of the CIP binder that provides a summary of all projects that are included in the proposed CIP budget. The spreadsheet also serves as an Index to the detail page categories and CIP numbers.

Capital Improvement Program Document Structure and Approval Process

Annual Capital Improvement Program (CIP)

The process of developing the CIP normally proceeds in parallel with the operating budget.

1. Existing Project Review: Existing projects are reviewed by department staff, with the assistance of the Finance department, to identify any projects which should be closed – either because they are complete, or because they have been inactive for an extended period of time.
2. Resource Estimation: The Finance department, in coordination with other departments, develops estimates of the City resources available for spending on capital improvements and other projects.
3. Project & Funding Source Identification: Departments identify projects to be included in the CIP document. The goal is to include both current projects and any future projects, which should commence within the ten-year timeframe of the CIP plan. Departments also identify likely project-specific funding sources (primarily State and Federal grant funds). Other resources – such as City revenues or borrowing – are identified to cover the remaining costs of projects, as far as possible.
4. CIP Balancing: The Finance department compiles project-level information prepared by departments and determines whether any City funding sources are “over-committed” – i.e. whether the amount earmarked for projects total more than the available revenues. If so, departments are asked to select projects to defer until future years in which resources may become available.
5. CIP Task Force: In 2008, a CIP Task Force was created to look at the overall needs of the City and to prioritize projects (more information of the Task Force can be located in the tab “Task Force”). All scores determined by the task force have been added to the detail pages as well as the spreadsheet view of projects. Due to decreased activity and funding over the last year, the Task Force maintained the Ranked Project list from FY 13-14.
6. Planning Commission/Effective Government Committee Presentation: Once the CIP program is balanced and ranked by the Task Force, it is presented to the joint session of the Planning Commission and the Effective Government Committee, which determines whether the CIP is consistent with the City’s comprehensive land use plan and financial reasonableness. Once this finding has been made, the document is forwarded to the City

Capital Improvement Program Document Structure and Approval Process

Council for adoption.

7. City Council Action: Normally, City Council action on the CIP occurs at the same time as its action on the operating budget. The CIP is forwarded to the full Council for a public hearing and adoption.

UPP - Tivoli Area - Grogan Park Well

100785

Capital Un-sponsored

Description

Cost Center: 49989
Hosting Fund: Water Fund - CIP Projects-4180
Element Listing: Comm Svcs & Fac Improvements
Classification:

Category: Water
Type Class: Water
Area: System Wide
Manager: Bryant, Tamorah

Start Date: 2014
End Date: 2017
Status: Active
Const. Code: Under Construction

Active, New Or Future

Proj Desc: This project will provide funding to construct a future potable water well to serve the Tivoli Specific Plan Area. Tivoli includes acquiring access to proposed site, drilling to a depth of 600 feet below ground's surface, test pumping and sampling, land acquisition, design, and construction of production well site.

Proj Stat: Below ground portion of well in construction FY 16/17. Surface improvements in final design & construction in FY 17/18. ← **Status**

Expenditures	Budget	Actual+Commit	Available	Prop. Inc./Dec. for 17-18	Budget+Prop. Inc./Dec.	Avail.+Prop. Inc./Dec.	18-19	19-20	20-21	21-22	Total Budgeted up to 2022
CA Construction Admin	50,000	37,852	52,348	160,000	250,000	212,348	0	0	0	0	250,000
CCF City Construct Force	20,000	231	19,769	0	20,000	19,769	0	0	0	0	20,000
CON Construction	476,850	476,850	0	1,600,000	2,076,850	1,600,000	0	0	0	0	2,076,850
CTGY-CIP Contingency-CIP	119,213	0	119,213	160,000	279,213	279,213	0	0	0	0	279,213
EDA Eng/Design/Admin	1,158,450	1,049,858	108,502	0	1,158,450	108,502	0	0	0	0	1,158,450
ENV CIP - Environmental	35,000	0	35,000	0	35,000	35,000	0	0	0	0	35,000
LA Land Acquisition	11,546	10,803	943	0	11,546	943	0	0	0	0	11,546
Expenditure Totals:	1,911,059	1,575,234	335,775	1,920,000	3,831,059	2,255,775	0	0	0	0	3,831,059

Fund Balance Required					Budget+Prop. Inc./Dec.	Available+Prop. Inc./Dec.					
Water Fund - CIP Projects-4180					3,831,059	2,255,775					

Current Budget

Proposed Additions to Budget

Project Detail Sample

CIP Glossary of Terms

Appropriation - An authorization granted by a legislative body to make expenditures and incur obligations for a specific purpose. An appropriation is usually limited in amount and as to time when it may be expended. Operational appropriations usually expire at fiscal year end, and Capital appropriations are multi-year.

Capital Facilities Fees – An impact fee charged on development projects to pay for the infrastructure needed to support growth. The fees are collected on new building permits to be used for, but are not limited to, police and fire facility expansion, streets, public transit and air quality improvements.

Capital Improvement - A permanent addition to the City's assets, including the design, construction, or purchase of land, buildings, or facilities, or major renovations.

Capital Improvement Program Budget - A financial plan of proposed capital improvement projects with single and multiple-year capital expenditures. These include the construction of new streets, sewer lines, fire stations, development of a new park, or a significant study with long-term benefits to the Community. The Capital Program plan is a ten-year plan, which is updated annually. This program is often referred to as the "CIP".

Capital Outlay - A budget category which includes all equipment having a unit cost of more than \$5,000 and an estimated useful life of over one year. Non-CIP capital outlay is budgeted in the City's operating budget.

Capital Fund – A governmental accounting fund in which the services provided are financed and operated similarly to those of a private business. The rate schedules for these services are established to insure that revenues are adequate to meet all necessary expenditures. Enterprise funds are established for services such as water and sewer, parking facilities, transit systems, airport, and golf courses.

Community Facilities Districts – Special Taxes collected for the construction of public improvements.

Enterprise Fund - A governmental accounting fund in which the services provided are financed and operated similarly to those of a private business. The rate schedules for these services are established to insure that revenues are adequate to meet all necessary expenditures. Enterprise funds are established for services such as water and sewer, parking facilities, transit systems, airport, and golf courses.

CIP Glossary of Terms

Fixed Assets - Assets of a long-term character such as land, building, machinery, furniture, and other equipment with a value greater than \$5,000 and a useful life longer than one year.

Fund - An independent fiscal and accounting entity with a self-balancing set of accounts recording cash and/or other resources together with all related liabilities, obligations, reserves, and equities which are segregated for the purpose of carrying on specific activities or attaining certain objectives in accordance with special regulations, restrictions, or limitations

Grant - Contributions of cash or other assets from another governmental entity to be used or expended for a specific purpose, activity, or facility. An example is the Community Development Block Grant given by the Federal Government.

Hosted Project - A project whose direct expenditures are budgeted in a particular fund is said to be “hosted” by that fund. A project may “cause” expenditures in funds other than the host fund. For example, transfers from another fund into the hosting fund. For each fund, CIP-related expenditures may be categorized as either (a) costs of hosted projects or (b) transfers out to pay for projects in other funds.

Interfund Transfers - Amounts transferred from one fund to another.

Internal Service Fund - Funds used to account for the financing of goods or services provided by one department to another department on a cost reimbursement basis, for example; the Fleet Management Fund, which maintains the City’s equipment pool; or the Central Services Fund, which provides office supplies and various materials for maintenance and construction.

Operating Budget - The portion of the budget pertaining to the daily operations that provides basic governmental services. The operating budget contains appropriations for such expenditures as personnel, supplies, utilities, materials, travel and fuel.

Project-Specific Resources – Revenues such as grants, which are available exclusively for specific projects and whose receipt is contingent on the project going forward.

Revenue - Funds that the government receives as income. It includes such items as taxes, fees, permits, licenses, grants and interest.

Special Revenue Fund - A fund in which revenue is collected and is restricted by the City, State or Federal Government as to how the city might spend its resources.

CAPITAL IMPROVEMENT PROGRAM POLICY

Policies and Procedures Related to the City of Modesto's Capital Improvement Program (CIP)

Purpose

The 10-year Capital Improvement Program (CIP) strives to reflect the goals and policies established by the General Plan by systematically planning, scheduling, managing, monitoring and financing capital projects to ensure cost-effectiveness and conformity with established policies and adopted Specific Plans. The CIP guides the funding and construction of all public improvements constructed by the City, including roads, wastewater treatment facilities and lines, water lines, and parks. The CIP reflects a balance between capital replacement projects that repair, replace or enhance existing facilities, equipment or infrastructure and capital facility projects that significantly expand or add to the City's existing fixed assets. Attention should be given to utilize available resources and grants in a manner that legitimately maximizes the city's capacity to complete the capital improvements described above.

I. Budgeting Process

A. Budgeting Process – Generally

Section 65401 of the Government Code and Section 10-1.102 of the Modesto Municipal Code, requires the Planning Commission to review all new capital projects to determine if they conform with the City's adopted Modesto Urban Area General Plan. Existing CIP's will be reviewed quarterly by the CIP Task Force. This review will utilize not only financial information to identify project progress and completion timelines, but also project status updates from Project Managers. This will be integrated into the budget proforma review process. The CIP budget will be organized into the same functional groupings used for the operating programs.

Based on the recommendation from the CIP Task Force, the City of Modesto Planning Commission will review for General Plan conformity and will forward a final recommendation to the City Council. The City Council will then review the final CIP recommendation and approve the funding of new projects and the re-appropriation of funds for existing projects as part of the annual CIP budget cycle.

CAPITAL IMPROVEMENT PROGRAM POLICY

B. Budgeting Policies

1. Project costs are appropriated only when the required revenues are available.
2. For projects financed with grant monies, the grant award must be accepted by the City Council. (Note: a copy of the final grant award must be provided to the Finance Department.)
3. For projects financed with debt, it can be considered for inclusion in the CIP, but the appropriation will not be released until the financing has been completed.
4. Budget actions involving any Federal, State, or grant funded CIP's are restrained by the conditions of the funding award.
5. Project costs will be included in the CIP in phases, i.e. projects that are not bid-ready will reflect appropriations only through the design phase.
6. Appropriations needed for the construction phase are based on the bid awarded at the time the appropriation(s) for construction, contingency and construction management costs are requested.
7. Projects to be closed will be identified by the Project Managers and submitted by the appropriate Department Director through the Finance Director to the City Manager for closure. The City Manager has the final authority to close the projects using the CIP Closure Form. The reasons for closing a project may include Project Completion, delays due to unanticipated costs or events and change in City Council direction.
8. All new CIP's must be submitted to the CIP Task Force for consideration and reviewed before they are presented to the City Council for appropriation approval.

CAPITAL IMPROVEMENT PROGRAM POLICY

C. Requirements to Qualify as a CIP

1. A "Project" description and cost estimate should include all phases, from environmental assessment and right-of-way acquisition through construction, regardless of whether or not all funding will be available within the current fiscal year budgeting cycle.
2. Typically, the cost of a Project should be \$100,000 or greater over the life of the Project. Also, a CIP will have a useful life of five or more years. Exceptions to this threshold may be approved by the CIP Task Force.
3. Project revenues and expenditures must be clearly identified and balanced.
4. Projects must have identifiable timelines that include periodic milestones.
5. While (1) maintenance costs to increase the life of the City's infrastructure, (2) replacement costs for infrastructure and (3) set-aside reserve amounts to create future funding for a project are not considered a "Project"; they are included in the CIP budget. Examples include pavement maintenance, water system downstream improvements and accumulation of funds for the Pelandale-99 interchange.
6. Certain purchases and installation of fixed assets may also be included in the CIP budget plan.
7. Every capital project will have a Project Manager who will prepare the project proposal, ensure that required phases are completed on schedule, authorize all project expenditures, ensure that all regulations and laws are observed, and periodically report project status to the CIP Task Force. The Project Manager ensures that projects comply with the requirements imposed by the guidelines controlling the various revenue sources that are used to finance capital project costs. The Project Manager shall also coordinate project accounting with the Finance Department.

CAPITAL IMPROVEMENT PROGRAM POLICY

D. Primary-Secondary Project Relationships

The City Council previously approved grouping similar projects together in a “primary-secondary” relationship. An example would be replacement of upgrade of traffic signals at different intersection throughout the City. “Traffic Signals” would be the primary” project and individual “secondary” projects would then be identified when either construction or construction design on each specific intersection begins. The primary project description must include a description of each of the secondary projects related to it. The primary project was designed to serve as the budgetary control device for both the primary and secondary components. This approach was designed to allow for greater flexibility and efficiency when programming multiple projects of the same type.

With the creation and empowerment of the CIP Task Force, the primary-secondary project budgeting relationship creates difficulty for the CIP Task Force in reviewing and ranking projects. The stand-alone budgeting method has proven more effective and it allows the CIP Task Force to review and rank a specific “project” rather than being tasked to review and rank a primary account that may contain several secondary projects.

For all capital projects, existing primary-secondary budgeting relationships are being converted to stand-alone projects. All new CIP’s should be budgeted using the stand-alone budgeting method.

E. Project Status Reports

Project milestones will be listed as objectives in the CIP program narratives to facilitate project tracking. Status reports for all CIP’s should be provided to the CIP Task Force on a quarterly basis and then referred to the City Council for informational purposes. The format and content of the report will be coordinated between the CIP Task Force Administrator and the Finance Department.

Capital Improvement Program Task Force

The General Plan calls for the creation of an organization-wide method for identifying and ranking CIP's for proposed inclusion in the annual CIP and to guide the City's applications for regional, state, federal, or other funds. Initiated in fiscal year 2008-2009, the Capital Improvement Program Task Force (CIP Task Force) was fully implemented during the fiscal year 2009-2010 CIP process. This new approach incorporates a CIP Task Force that is broader in scope and purpose and includes interdepartmental representation. Additional opportunity for the City Council and the community to participate in the CIP process promotes its importance and relevance to daily life.

Each CIP Task Force member participates in the evaluation and prioritization of projects and each member has equal voting weight. The process is designed to promote open dialogue and consensus building. Preapproved evaluation criteria and protocol guide the CIP Task Force through the prioritization process.

The General Plan outlines the following criteria by which the organization-wide method for identifying and ranking capital improvement projects should be structured:

1. Establish an objective rating system that includes criteria that are appropriate for each facility type (bridges, roadways, traffic signals, pedestrian, drainage, water, sewer, parks, libraries, fire, police, etc.).
2. Ensure projects conform to community plans and Infrastructure Financing Plans (IFP) and incorporate community-level priorities identified in each of the plans in the ranking process.
3. Develop broad-based regional financing options for regional-serving capital projects.
4. Assign "high priority" preference to projects located within existing and potential Specific Plan Areas that are also located within communities not meeting General Plan-identified public facilities guidelines or acceptable levels of service for the type of facility or service being considered.

This is followed by preference to projects in areas generally located outside existing and potential Specific Plan Area locations, as previously described, in areas that are not meeting public facilities

guidelines or acceptable levels of service as identified in the General Plan for the type of facility or service being considered.

5. Include in the ranking process preference for funding of new or expanded public facilities and services which can address needs in multiple areas.
6. Coordinate with other public, private, and not-for-profit entities to include areas with existing needs as a major criterion for allocating resources for new or expanded infrastructure, facilities, or amenities.

A. Objectives:

1. Develop a credible process for identifying top priority projects.
2. Use a coordinated approach to linking CIP projects with other planning efforts and community goals.
3. Engage staff, elected officials and citizens in the process of developing and administering the CIP to garner greater community support and attention.

B. Membership:

The CIP Task Force Membership consists of one City Councilmember, one Planning Commission member, one member of the public at large, one StanCOG Citizen Advisory Member, one member from the Manufacturer's Council, the Chairperson of the Land Use & Transportation Committee of the Modesto Chamber of Commerce and key City personnel.

C. Evaluation Criteria

Seven evaluation criteria have been developed for project evaluation. Every project is evaluated against all seven criteria and assigned points on a scale of -5 to +5. This ensures the most objective process possible and leads to consistent decision making.

1. Public Health, Safety and Other Mandates

- Does the project improve or specifically address a health, safety or other regulatory mandate in the community?
- Does the project specifically address a legal requirement or abate a potential health or safety crisis?

2. Supports Stated Community Goals and Policies

- Does the project help implement policies in the General Plan, Strategic Plan, or other adopted plan?
- Is the project a part of or consistent with an articulated, acceptable mid, short or long-range program or departmental strategic plan?
- Does the request implement some or all of the recommendations of a previous study?
- Has the project been specifically identified by the public in previous community forums, surveys, etc.?
- Has the project consistently been included in previous capital improvement programs?

3. Capital Fiscal Impact

- Does the project have a positive impact on the General Fund budget?
- Does the project bring in additional outside funds or grants in some proportion?
- Is the project realistic from a financial standpoint? (Consider direct costs, as well as ongoing and additional costs such as those to provide temporary services during implementation of the project.)
- Are funds already dedicated or available for the project?
- Will funding the project now result in a significant savings or economies of scale?

4. Promotes Economic Development

- Does the project facilitate a job producing development?
- Does the project facilitate development that will provide positive revenue enhancement to the City?
- Does the project help prevent revenue leakage?

5. Operation and Maintenance Fiscal Impact

- Does the project have a positive impact on the City's Operating and Maintenance (O&M) budget?
- Is the project an efficiency improvement project?
- Is the project a low-maintenance project?
- Does the City have the ability (staff, funds, etc.) to support the project in O&M?

6. Impact on Service Levels

- Does the project bring the service up to a desired level?
- Does the project improve service levels?

7. Relationship to Other Projects/Coordination

- Does the project coordinate well with other projects underway?
- Can the project be effectively coordinated with other projects (for instance, water and/or sewer line repairs done in conjunction with road work?)
- Will all prerequisite projects be complete before this project is scheduled?
- Is the project timely or does it provide a critical window of opportunity?
- Is the project planned to create minimal disruption or inconvenience to the public?
- Is the project the best use of funding for the fund category (as ranked by sponsoring department)?

D. Criteria Weights

The CIP Task Force determined that certain criteria are worthy of greater emphasis. In the evaluation process, this is accomplished by creating “weighting points” that are assigned to each of the seven criteria. These weighting points are automatically calculated as the CIP Task Force scores each project.

Criteria	Weighting Points
Public Health and Safety Mandates	95
Community Goals	85
Promotes Economic Development	85
Capital Fiscal Impact	75
Operation and Maintenance Fiscal Impact	75
Impact on Service Levels	65
Relationship to Other Projects/Coordination	65

E. Final Project Scoring

Projects should first be grouped into categories based on their project location. Using the evaluation criteria and weights above, the CIP Task Force will score each project. Some of the projects may not be scored by the Task Force because they are under a legal or regulatory mandate to be completed. Because the City is already obligated to complete these projects expeditiously, scoring them would serve no purpose.

The CIP Task Force will review and prioritize all existing capital projects to assure consistency with the City's General Plan and the City's vision statement. A recommendation will then be made to the Planning Commission.

THIS PAGE LEFT BLANK
INTENTIONALLY

AIRPORT

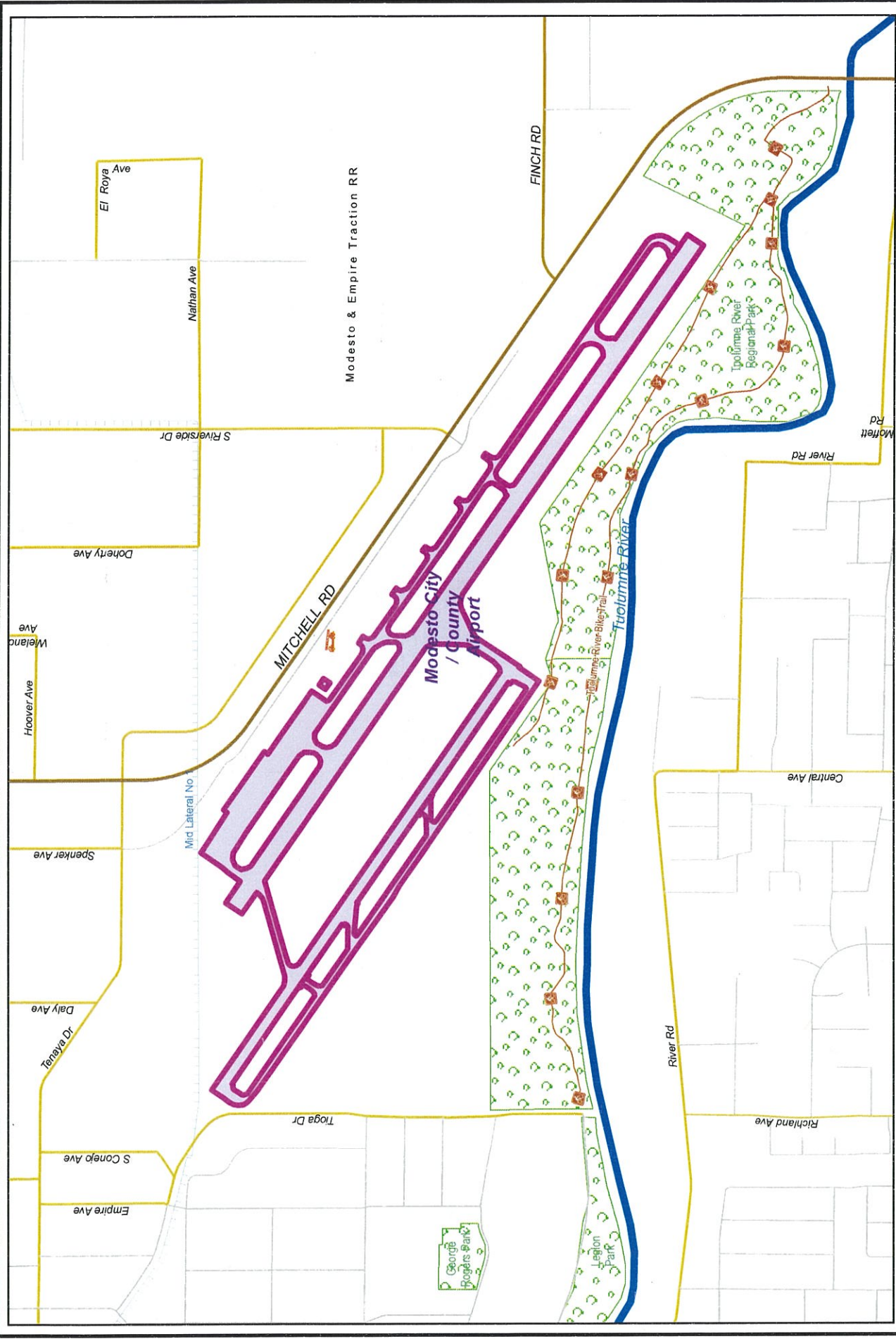
SYSTEM OVERVIEW

The Modesto City-County Airport facilities support general aviation services, including recreational flying, medical and law enforcement, a flight school, corporate and business aviation, an avionics company, cargo transport, military operations, a bus rideshare company to San Francisco, and car rental agencies. The airport is also home to air museums displaying vintage aircraft. The Air Traffic Control Tower reported over 41,000 aircraft operations during 2016.

Modesto City-County Airport (MOD), located immediately north of the Tuolumne River and west of Mitchell Road, consists of 450 acres of government owned property. Measuring 5,911 feet in length, runway 10L/28R is the Airport's main runway and is able to accommodate 76 seat regional jets like the Bombardier CRJ-900, Embraer E175, and the Mitsubishi MRJ70 size of aircraft. An instrument landing system allows most aircraft to continue operations even during poor weather. Runway 10R/28L, parallel to the main runway, is a 3,451 foot long general aviation runway. More than 300 acres of Airport property are used in direct support of aircraft and passenger services. The remaining 150 acres include the Airport Operations Area and the Tuolumne River Regional Park on the South side of the airport.



The Airport currently has 17 businesses and organizations based on the airfield. On-airport companies provide approximately 65 jobs to local residents, with an annual payroll approaching \$3 million dollars.



City of Modesto

Project #: 100858

PW - Airport Capital Improvements (AIP 038) (Suspended)



PW - Airport Capital Improvements (AIP 038) (Suspended)

100858

Capital Un-sponsored

Cost Center: 59999 **Category:** Airport **Start Date:**
Hosting Fund: Special Aviation Fund-4320 **Type Class:** Airport Improvements **End Date:**
Element Listing: Comm Svcs & Fac **Area:** Within City **Status:** Active
Classification: Improvements **Manager:** Germanowski, Mark A **Const. Code:** New or Future

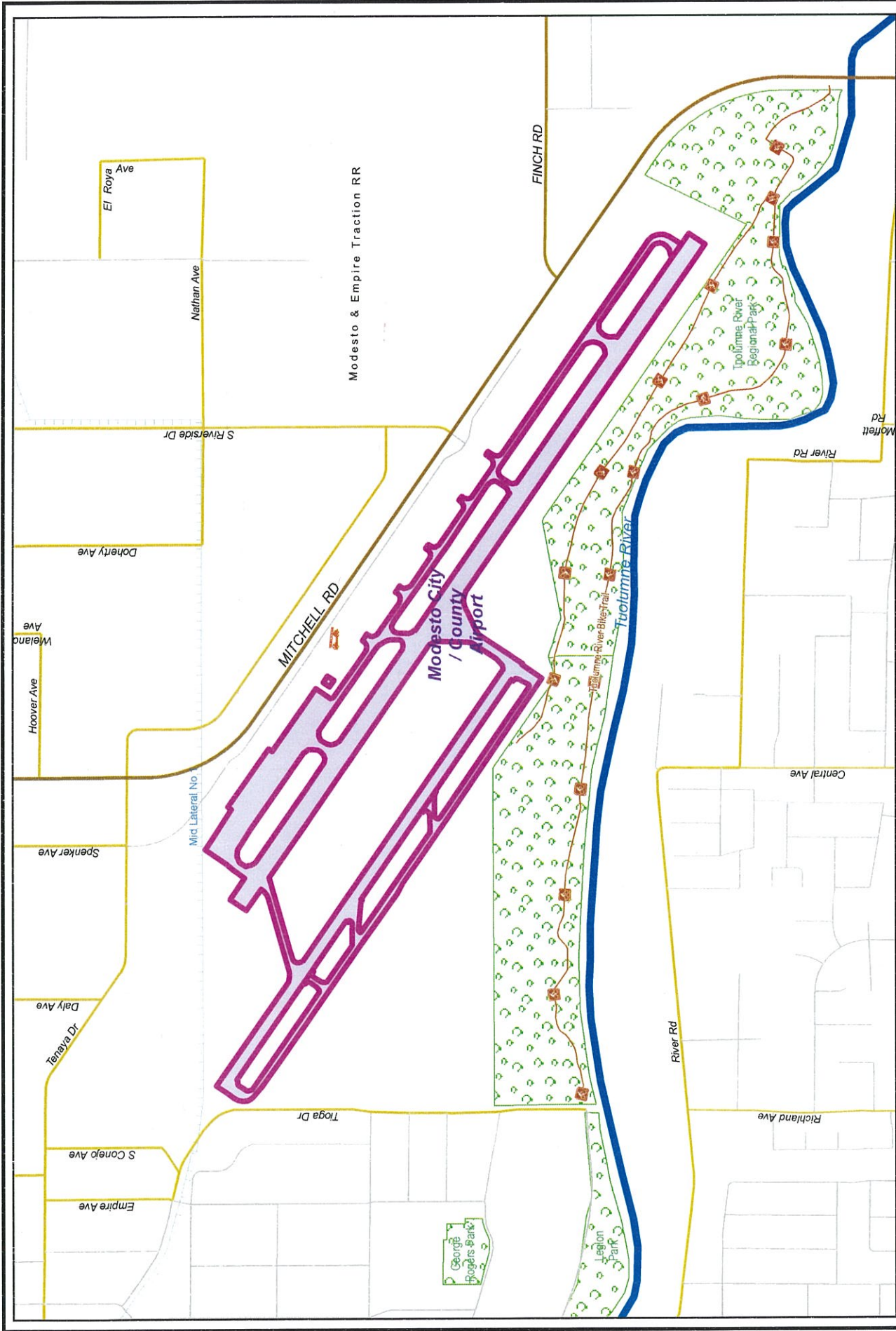
Proj Desc: The Modesto Airport was awarded a \$1,020,564 grant from the FAA to complete various airport projects. Airport reserve funds in 4310 provided a 9.34% match totaling \$105,141. An agreement was made with Kimley-Horn to perform certain Engineering, Design, and Construction aspects of the various projects. Specific projects within this project include the design and construction for removing tree obstruction, rehab/enhancing the perimeter security fencing, complete the rehab for the 10L-28R runway, and working on reconstruction and design for the west apron.

Proj Stat: This project is suspended due to litigation. FAA Grant remains open until project can be completed.

Revenues	Budget	Actuals+Commit	Available	Prop. Inc./Dec. for 17-18	Bud + Prop. Incr/Decr	Avail.+ Prop. Incr/Decr	18-19	19-20	20-21	21-22	Total Budgeted up to 2022
42010 Intergov - Federal - Federal Aviation Administration	1,020,564	957,459	63,105	0	1,020,564	63,105	0	0	0	0	1,020,564
43883 CS - PW - Passenger Facility Charge	105,141	100,202	4,939	0	105,141	4,939	0	0	0	0	105,141
64310 Transfer In from Fund 4310	0	0	0	0	0	0	0	0	0	0	0
Revenue Totals:	1,125,705	1,057,661	68,044	0	1,125,705	68,044	0	0	0	0	1,125,705

Expenditures	Budget	Actual+Commit	Available	Prop. Inc./Dec. for 17-18	Budget+Prop. Inc./Dec.	Avail.+Prop. Inc./Dec.	18-19	19-20	20-21	21-22	Total Budgeted up to 2022
01 CON 01 CON	363,500	363,500	0	0	363,500	0	0	0	0	0	363,500
01 EDA 01 EDA	87,187	79,149	8,038	0	87,187	8,038	0	0	0	0	87,187
02 CON Construction	0	0	0	0	0	0	0	0	0	0	0
02 EDA Eng/Design/Admin	139,491	140,721	-1,230	0	139,491	-1,230	0	0	0	0	139,491
03 CON Construction	0	0	0	0	0	0	0	0	0	0	0
03 EDA Eng/Design/Admin	350,456	351,068	-612	0	350,456	-612	0	0	0	0	350,456
04 CON Construction	0	0	0	0	0	0	0	0	0	0	0
04 EDA Eng/Design/Admin	185,071	179,597	5,474	0	185,071	5,474	0	0	0	0	185,071
Expenditure Totals:	1,125,705	1,114,036	11,669	0	1,125,705	11,669	0	0	0	0	1,125,705

Fund Balance Required
 Special Aviation Fund-4320
 Budget+Prop. Inc./Dec. Available+Prop. Inc./Dec.
 0 0 -56,374



City of Modesto

Project #: 100904

PW - Perimeter Fence CON (AIP 039)



PW - Perimeter Fence CON (AIP 039)

100904

Capital Un-sponsored

Cost Center: 59999 **Category:** Airport **Start Date:**
Hosting Fund: Special Aviation Fund-4320 **Type Class:** Airport Improvements **End Date:**
Element Listing: Comm Svcs & Fac **Area:** Within City **Status:** Active
Classification: Improvements **Manager:** Germanowski, Mark A **Const. Code:** New or Future

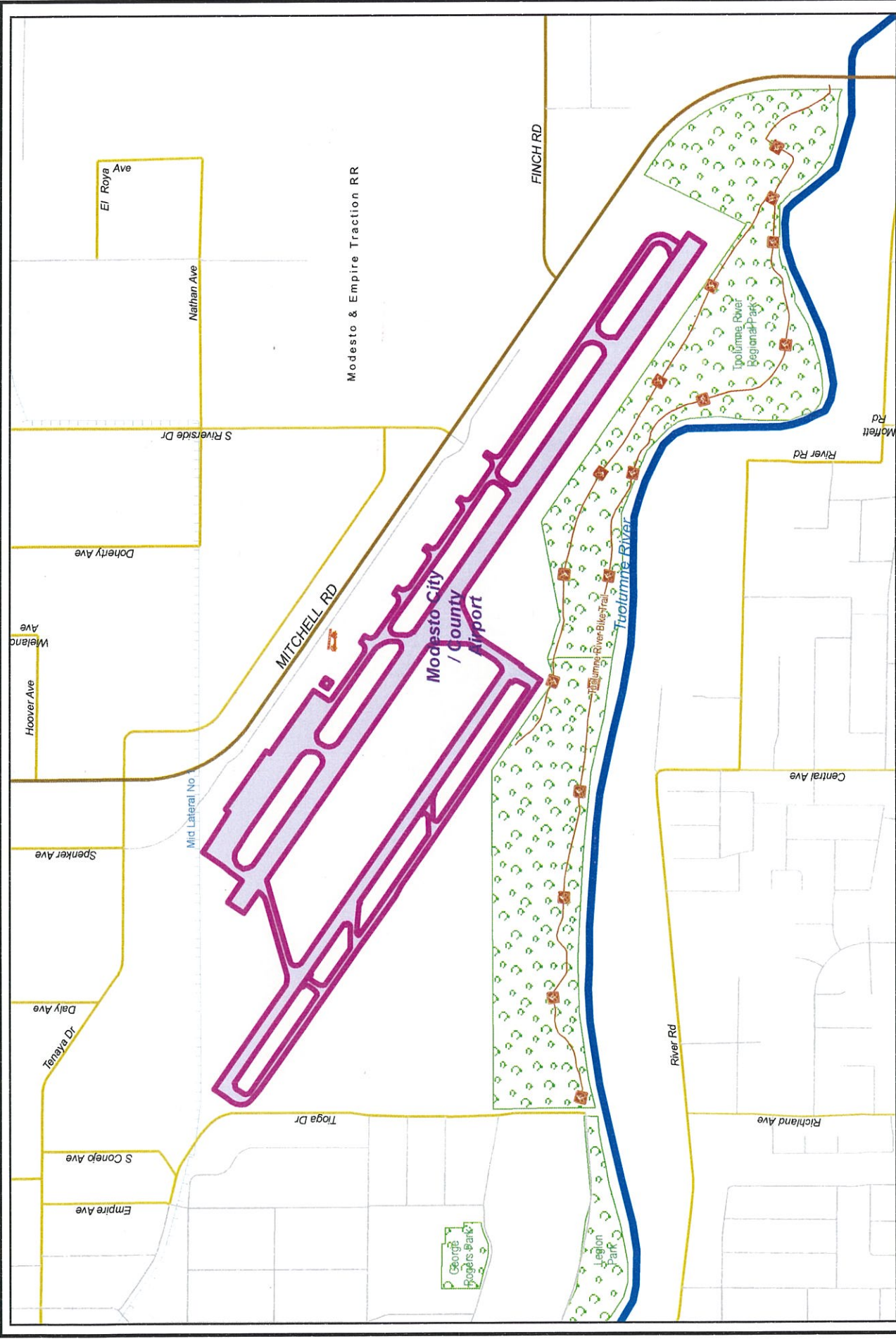
Proj Desc: The project invoices the demolition of perimeter fencing in locations and replacing with 8' tall chain link security fence, while maintaining airport security at all times. Replace or rehabilitate 3 gates.

Proj Stat: Project is complete, but should remain open as this makes up part of the FAA Grant #39 still active

Revenues	Budget	Actuals+Commit	Available	Prop. Inc./Dec. for 17-18	Bud + Prop. Incr/Decr	Avail.+ Prop. Incr/Decr	18-19	19-20	20-21	21-22	Total Budgeted up to 2022
42010 Intergov - Federal - Federal Aviation Administration	680,053	576,415	103,638	0	680,053	103,638	0	0	0	0	680,053
64930 Transfer In from Fund 4330	70,061	59,383	10,678	0	70,061	10,678	0	0	0	0	70,061
Revenue Totals:	750,114	635,798	114,316	0	750,114	114,316	0	0	0	0	750,114

Expenditures	Budget	Actual+Commit	Available	Prop. Inc./Dec. for 17-18	Budget+Prop. Inc./Dec.	Avail.+Prop. Inc./Dec.	18-19	19-20	20-21	21-22	Total Budgeted up to 2022
CA Construction Admin	46,441	46,441	0	0	46,441	0	0	0	0	0	46,441
CON Construction	696,847	696,847	0	0	696,847	0	0	0	0	0	696,847
EDA Eng/Design/Admin	6,826	0	6,826	0	6,826	6,826	0	0	0	0	6,826
Expenditure Totals:	750,114	743,288	6,826	0	750,114	6,826	0	0	0	0	750,114

Fund Balance Required	Budget+Prop. Inc./Dec.	Available+Prop. Inc./Dec.
Special Aviation Fund-4320	0	-107,490



City of Modesto

Project #: 100905

PW - Runway Rehab/West Apron CON (AIP 039)



PW - Runway Rehab/West Apron CON (AIP 039)

100905

Capital Un-sponsored

Cost Center: 59999 **Category:** Airport **Start Date:**
Hosting Fund: Special Aviation Fund-4320 **Type Class:** Airport Improvements **End Date:**
Element Listing: Comm Svcs & Fac **Area:** Within City **Status:** Active
Classification: Improvements **Manager:** Germanowski, Mark A **Const. Code:** New or Future

Proj Desc: The Runway Rehabilitation Project involves replacing existing aggregate base shoulder with asphalt pavement, and pavement repair to remediate failing surface pavement of the West Apron. The project also includes re-striping the runway pavement, and portions of the connecting taxiways.

Proj Stat: Estimated project completion is Summer of 2017

Revenues	Budget	Actuals+Commit	Available	Prop. Inc./Dec. for 17-18	Bud + Prop. Incr/Decr	Avail.+ Prop. Incr/Decr	18-19	19-20	20-21	21-22	Total Budgeted up to 2022
42010 Intergov - Federal - Federal Aviation Administration	2,834,601	2,122,640	711,961	0	2,834,601	711,961	0	0	0	0	2,834,601
43883 CS - PW - Passenger Facility Charge	78,551	78,551	0	0	78,551	0	0	0	0	0	78,551
64330 Transfer In from Fund 4330	213,477	140,128	73,349	0	213,477	73,349	0	0	0	0	213,477
Revenue Totals:	3,126,629	2,341,319	785,310	0	3,126,629	785,310	0	0	0	0	3,126,629

Expenditures	Budget	Actual+Commit	Available	Prop. Inc./Dec. for 17-18	Budget+Prop. Inc./Dec.	Avail.+Prop. Inc./Dec.	18-19	19-20	20-21	21-22	Total Budgeted up to 2022
CA Construction Admin	262,078	262,142	-64	0	262,078	-64	0	0	0	0	262,078
CON Construction	2,833,456	2,833,456	0	0	2,833,456	0	0	0	0	0	2,833,456
EDA Eng/Design/Admin	31,095	49	31,047	0	31,095	31,047	0	0	0	0	31,095
Expenditure Totals:	3,126,629	3,095,646	30,983	0	3,126,629	30,983	0	0	0	0	3,126,629

Fund Balance Required	Budget+Prop. Inc./Dec.	Available+Prop. Inc./Dec.
Special Aviation Fund-4320	0	-754,327

FLEET MANAGEMENT

SYSTEM OVERVIEW

The City's Fleet system consists of 56 buses, 640 vehicles, 26 fire apparatus and 493 other equipment assets. Replacement equipment and vehicles are purchased primarily from a replacement fund managed by the Fleet Division. Buses are purchased using federal funds with a local match.

HIGHLIGHTS

The Bus Maintenance Facility recently passed an FTA biennial review with flying colors and was touted as being the best well-kept facility the FTA has inspected. With grant funding, plans are in the works for constructing a new shade structure over the south facing bay doors complete with solar panels to offset electrical use in the facility. Plans are also in the works for expanding the parts storage room to double its current capacity. This project is also grant funded. Phase Two of the Corporation Yard Master Plan will increase fleet maintenance efficiency by consolidating all three fleet maintenance facilities. The Phase Two design is currently 30% complete and will also include a new on-site vehicle wash system.

Fleet Services recently completed a fleet efficiency study. Fleet was commended for running a very efficient operation utilizing current facilities and for having some of the best data collection practices in the industry. Some items that were noted in the study were assuming the repair and maintenance of the Compost Facility equipment, constructing a new service facility and working to centralize the parts operations.

Fleet Services recently took over the repair and maintenance of the Compost Facility equipment. This is a considerable task, as the equipment operates in an extremely abrasive environment and is aging. Fleet Services is also in the third year of maintaining all vehicles and apparatus for the Modesto Fire Department. Maintenance costs are considerably less and reliability far exceeded expectations.

The City Transit Division took delivery of 4 new Gillig transit coaches to replace aging 2001 models. Public Works took delivery of two state-of-the-art pothole patch trucks for the Streets Division and two new street sweepers for the Forestry Division.



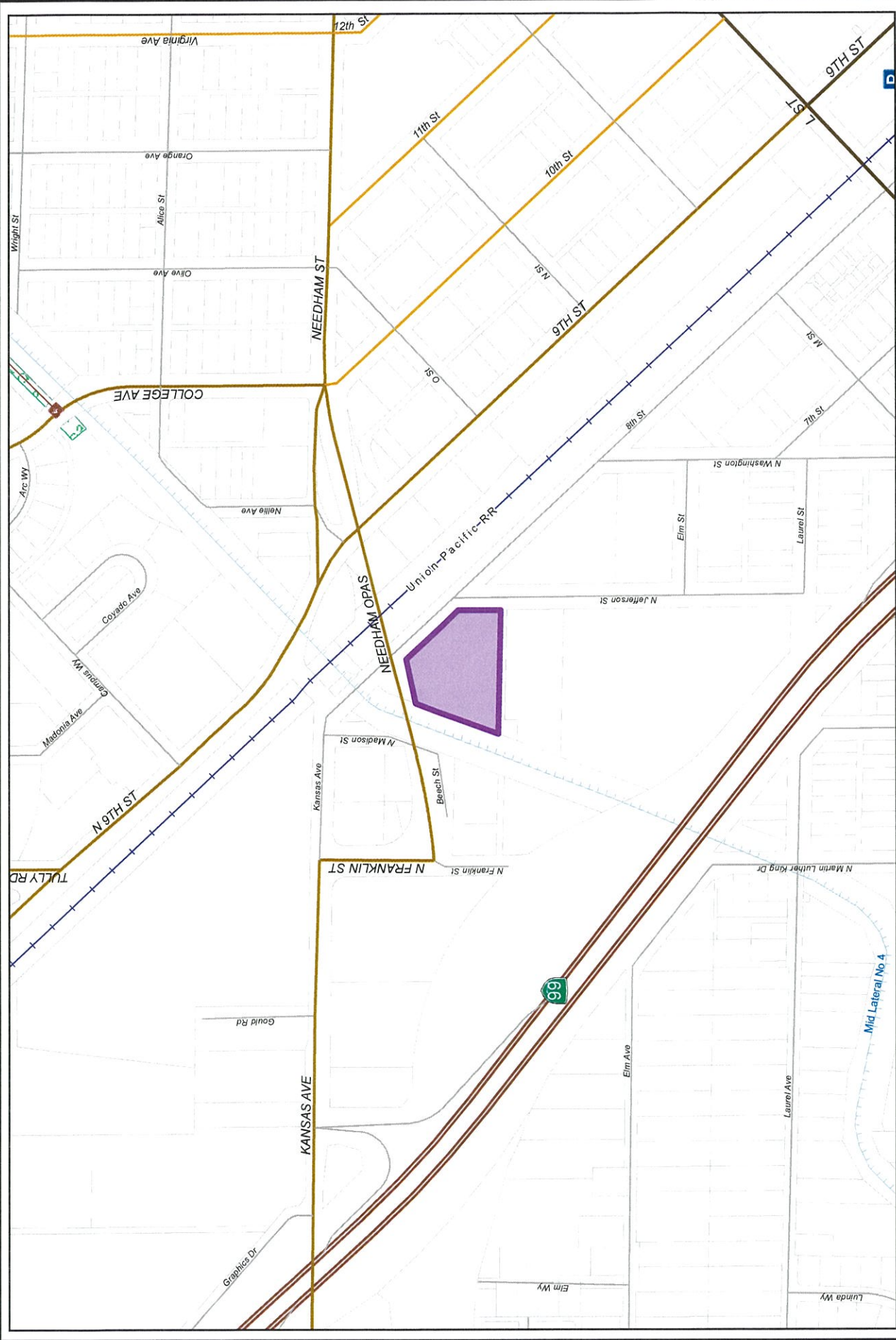
AERIAL VIEW OF FACILITY LOOKING SOUTH-EAST



City of Modesto

Project #: 100451

PW - Fleet Maintenance Facility



PW - Fleet Maintenance Facility

100451

Capital Un-sponsored

Cost Center: 59999 **Category:** Fleet **Start Date:**
Hosting Fund: Fleet Management Fund-5400 **Type Class:** General Improvements **End Date:**
Element Listing: Comm Svcs & Fac **Area:** Within City **Status:** Active
Classification: Replacement **Manager:** Fischio, Steven J. **Const. Code:** Not Awarded

Proj Desc: This project provides funding for the Fleet Maintenance Facility Phase II project, including the Fleet Fund's contribution for Phase I - Bus Maintenance Facility.

Proj Stat: Staff is evaluating revised 30% design

Revenues	Budget	Actuals+Commit	Available	Prop. Inc./Dec. for 17-18	Bud + Prop. Incr/Decr	Avail.+ Prop. Incr/Decr	18-19	19-20	20-21	21-22	Total Budgeted up to 2022
47005 Miscellaneous Revenue	17,017	120,176	-103,159	0	17,017	-103,159	0	0	0	0	17,017
63470 Transfer in from Fund 3470	422,500	422,500	0	0	422,500	0	0	0	0	0	422,500
64530 Transfer in from Fund 4530	881,406	881,406	0	0	881,406	0	0	0	0	0	881,406
Revenue Totals:	1,320,923	1,424,082	-103,159	0	1,320,923	-103,159	0	0	0	0	1,320,923

Expenditures	Budget	Actual+Commit	Available	Prop. Inc./Dec. for 17-18	Budget+Prop. Incr./Dec.	Avail.+Prop. Incr./Dec.	18-19	19-20	20-21	21-22	Total Budgeted up to 2022
CA Construction Admin	350,681	875	349,806	0	350,681	349,806	0	0	0	0	350,681
CCF City Const Forces	50,000	1,103	48,897	0	50,000	48,897	0	0	0	0	50,000
CON Construction	4,050,975	168,147	3,882,828	0	4,050,975	3,882,828	0	0	0	0	4,050,975
CTGY Contingency	280,000	0	280,000	0	280,000	280,000	0	0	0	0	280,000
EDA Eng/Design/Admin	700,935	673,016	27,919	0	700,935	27,919	0	0	0	0	700,935
LA Land Acquisition	0	0	0	0	0	0	0	0	0	0	0
UR Utility Relocation	100,550	100,435	115	0	100,550	115	0	0	0	0	100,550
Expenditure Totals:	5,533,141	943,577	4,589,564	0	5,533,141	4,589,564	0	0	0	0	5,533,141

Fund Balance Required	Budget+Prop. Inc./Dec.	Available+Prop. Inc./Dec.
Fleet Management Fund-5400	4,212,218	4,692,723

THIS PAGE LEFT BLANK
INTENTIONALLY

INFORMATION TECHNOLOGY

SYSTEM OVERVIEW

Financial System

Description: The City of Modesto previously utilized CGI-AMS financial software to handle its accounting, purchasing, accounts payable, payroll, budgeting, and auditing requirements. Unfortunately, the AMS system was not integrated with other city applications, and ran on outdated technology. It did not provide timely and detailed reports, was considered user-friendly in the current environment, and the vendor has announced that without a commitment to upgrade to its current flagship software it will discontinue support for the current version used by the City of Modesto. Discontinued support would lead to the potential for paying higher technical support costs when support is needed as well as significant fees in order to upgrade to the newest, supported version. These system shortcomings lead to duplicate data entry overhead, and multiple side systems created by users who need to track data not available in the system. There is also the potential for monetary losses, such as those which occurred prior to the implementation of an Accounts Receivable system.

In 2007, the Information Technology and Finance staff completed a Request for Proposal (RFP) process for an Enterprise Resource Planning (ERP) independent services contract to assist the City of Modesto with the ERP project. Gartner, Inc. was awarded the ERP services contract in January, 2008 in the amount of \$316,000. The extent of contracted ERP services includes an in-depth requirements definition, RFP development, RFP proposal submission and evaluation, contract negotiation and vendor selection, procurement method analysis, return on investment analysis and an implementation strategy. The financial functional areas to be included in the ERP system are: General Ledger Maintenance, Accounts Payable, Accounts Receivable, Budgeting, Grants and Project Management, Requisition and Purchase Orders and Encumbrances, Payroll Processing, Job Cost and Work Order Maintenance. The functional areas to be included from the Human Resources Department are: Performance Management, Position Control and Applicant Tracking, Benefits Administration, Salary Forecasting and Modeling and Equal Employment Opportunity Reporting.

City of Modesto functional teams, including department decision makers, subject matter experts and representative end-user staff have been developed. Gartner conducted interviews with team members to develop the RFP requirements and ensuing tasks necessary to complete the ERP services project. In coordination with Gartner, a comprehensive Request for Proposals (RFP) was created and approved by Council for release. The RFP was completed February 17, 2009 with nine vendors responding with proposals. The city project team has evaluated the submitted proposals and brought the results/recommendations to Council in May, 2010. Staff estimates the total project cost to be \$7.4 million with funding identified from multiple sources.

Status: Wave 1, which includes financial modules (general ledger, procurement, project accounting, cash management, accounts payable and fixed assets) and the basic human resource structure, was implemented on April 4, 2011. Wave 2, payroll, time and labor, employee benefits, and additional inventory management modules, was implemented on October 4, 2011. The Public Sector Budgeting (PSB) module was not implemented for this project because Oracle is phasing PSB out for a more comprehensive budget and forecasting model, Hyperion. Hyperion was not available for public sector when the City of Modesto created and approved the ERP project. Additional restructuring to the performance management and absence management modules need to be completed before these modules can be utilized. The absence management module delivered by Oracle requires supervisor staff to enter all staff absences, which equates to duplicate data entry, since absences are required to be entered on the timecard by staff. The time and labor module can be used as an absence management repository if additional absence types are added. This procedure was reviewed and approved by Human Resources, Finance and IT staff. IT created reports needed by the supervisors in order to track, report and take appropriate actions on staff absences. Process was available late 2013. The performance management module has a performance management objectives library functionality which would provide usability of this module for City staff. The current employee performance model is under review by Human Resources; if it is decided to stay with the current process a sample library of objectives will be created and the performance management module will be reconfigured, tested and evaluated for production usage. The City Manager's office opted to implement Cornerstone for performance management. This is in the final configuration stage. To date, Cornerstone and Oracle communication has not been established.

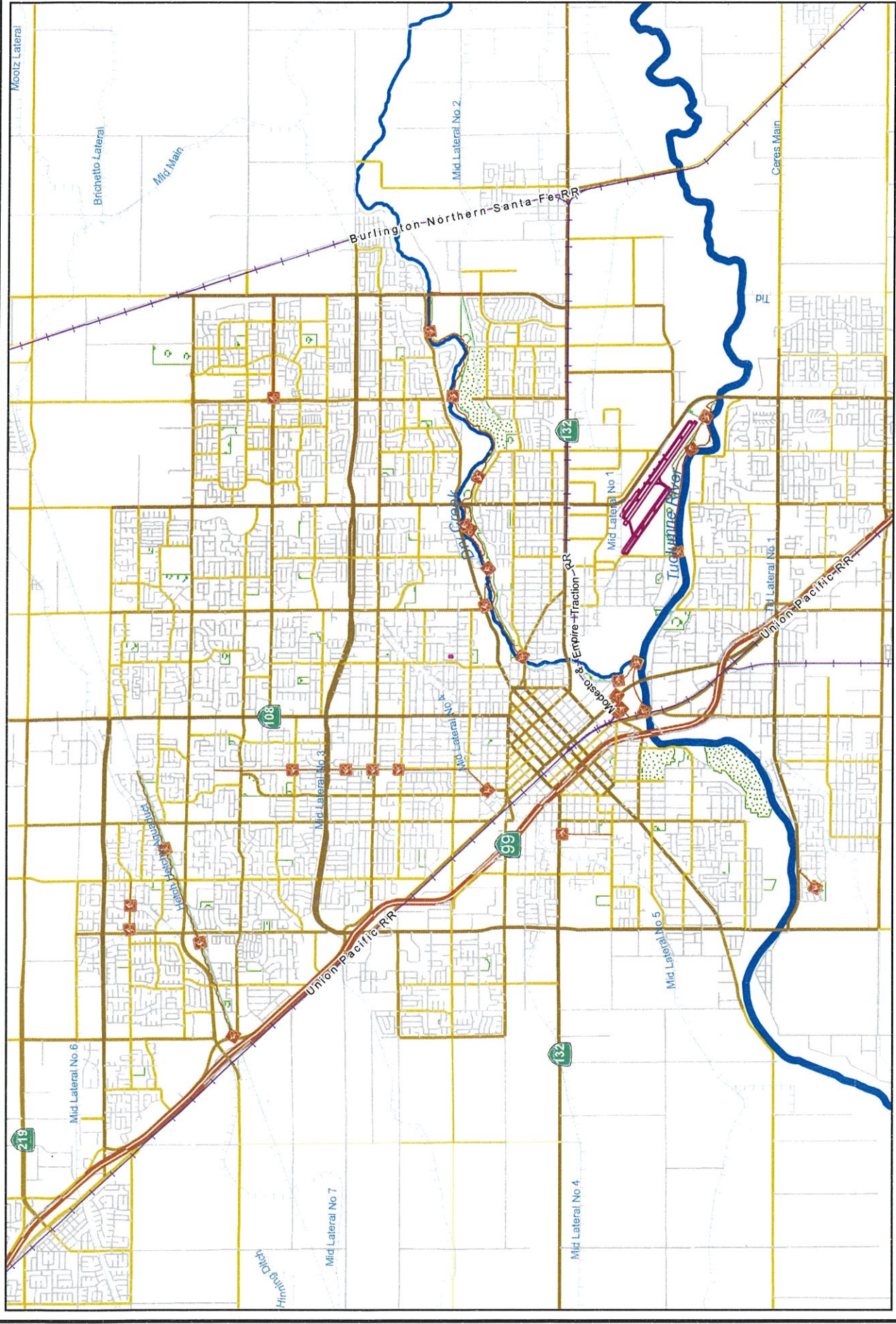
In FY 2015-16, the direction on the budget module was determined to be to upgrade the CGI Brass system to the current CGI Performance Based Budgeting system and interface to Oracle as needed. The status is the contract for this upgrade is being executed by all parties. When the contract is final, a start date will be determined and an expected six (6) month implementation period is expected.

In 2015, City of Modesto Utilities Department Wastewater Division purchased the Enterprise Asset Management, EAM, an additional application module to the ERP system. The 8-month long project was carried out with AST, the implementation partner, with the system Go-Live in September 2015. The total project cost was \$580,200. EAM was implemented with Inventory setup for Wastewater Service, and the rollout included every representative type of asset within the City's Asset Hierarchy. The module was configured to integrate with all impacted EBS modules including GL, Fixed Asset, Purchasing, and Projects.

With several years of operation, an ancillary CIP for ERP was created for trailing implementation issues. The advanced functionality of the Oracle EBS system allowed for documentation to be added to the system as attachments. These attachments are embedded in the EBS database. After six (6) years, the size of the attachments in the database has become unwieldy; 650 gigabytes of a 850 gigabyte system are attachments. The storage of these attachments creates critical database backup and cloning bottlenecks. To remedy this, a CIP was created from original remaining ERP CIP funds to remove the attachment to a file storage area with a link to the attachment. Various parameters vetted by functional and technical staff have been included in the technical specifications for this process. This project was completed by July 2016. Staff moved 600 gigabytes of attachments to a window server, and the rest is

expected to be converted by end of May 2017. City IT worked with AST on upgrading Java component of EBS and Discoverer reporting tool for reducing the vulnerability of security breaches. The project started in January 2017 and is nearing the end of testing with a final implementation scheduled the first weekend of May 2017.

The servers hosting the current ERP system, Oracle EBS 12.1.1.3, are going to be unsupported at the end of July 2017. IT is working on replacing the platform before the deadline. On March 28, 2017, the City Council approved the Oracle EBS 12.2 upgrade project proposal with an estimated cost of \$577,170. This project is for IT to partner with AST to upgrade the ERP system to the current Oracle release of 12.2.5, which will be implemented on the new set of servers arrived in April 2017. Project kickoff is scheduled on June 6, 2017. The upgrade is expected to include the latest database technology, updated security features, enhanced ERP functions, additional GIS integration, and improved system performance with quicker response time for users.



City of Modesto
 Project #: 100885
 IT - ERP Implementation Extension



IT - ERP Implementation Extension

100885

Capital Un-sponsored

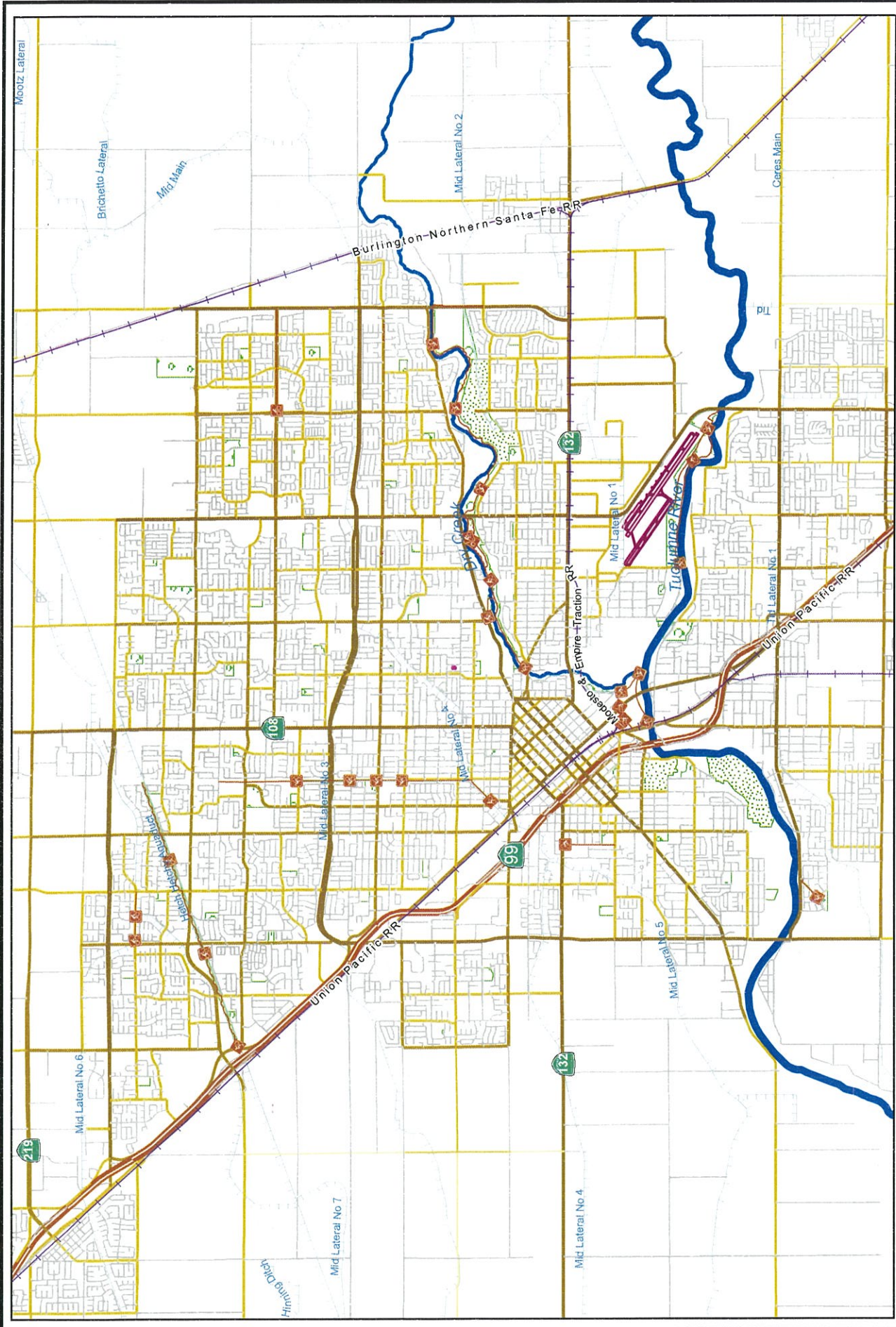
Cost Center: 17999
Hosting Fund: Information Technology Fund-5230
Element Listing: Comm Svcs & Fac
Classification: Improvements
Category: Information Technology
Type Class: Information Technology
Area: System Wide
Manager: Bekedam, Beverley Ann
Start Date:
End Date:
Status: Active
Const. Code: New or Future

Proj Desc: Completing projects related to the ERP Implementation such as Attacheement Storage, Servers upgrade and Java Upgrade

Proj Stat: The attachment storage is being address currently and should be done soon then will be followed by the server upgrade in conjunction with the Java upgrade

Expenditures	Budget	Actual+Commit	Available	Prop. Inc./Dec. for 17-18	Budget+Prop. Inc./Dec.	Avail.+Prop. Inc./Dec.	18-19	19-20	20-21	21-22	Total Budgeted up to 2022
CC Consultant Charges	166,400	166,400	0	0	166,400	0	0	0	0	0	166,400
EA Equip Acquisition	2,500	1,983	517	0	2,500	517	0	0	0	0	2,500
OC Other Cost - CIP	7,565	0	7,565	0	7,565	7,565	0	0	0	0	7,565
Expenditure Totals:	176,465	168,383	8,082	0	176,465	8,082	0	0	0	0	176,465

Fund Balance Required	Budget+Prop. Inc./Dec.	Avail.+Prop. Inc./Dec.
Information Technology Fund-5230	176,465	8,082



City of Modesto

Project #: 100947

IT - CGI Budget Software



IT - CGI Budget Software

100947

Capital Un-sponsored

Cost Center: IT - Capital Projects-17999
 Hosting Fund: Information Technology Fund-5230
 Element Listing: Comm Svcs & Fac
 Classification: Replacement

Category: Information Technology
 Type Class: Information Technology
 Area: System Wide
 Manager: Bekedam, Beverley Ann

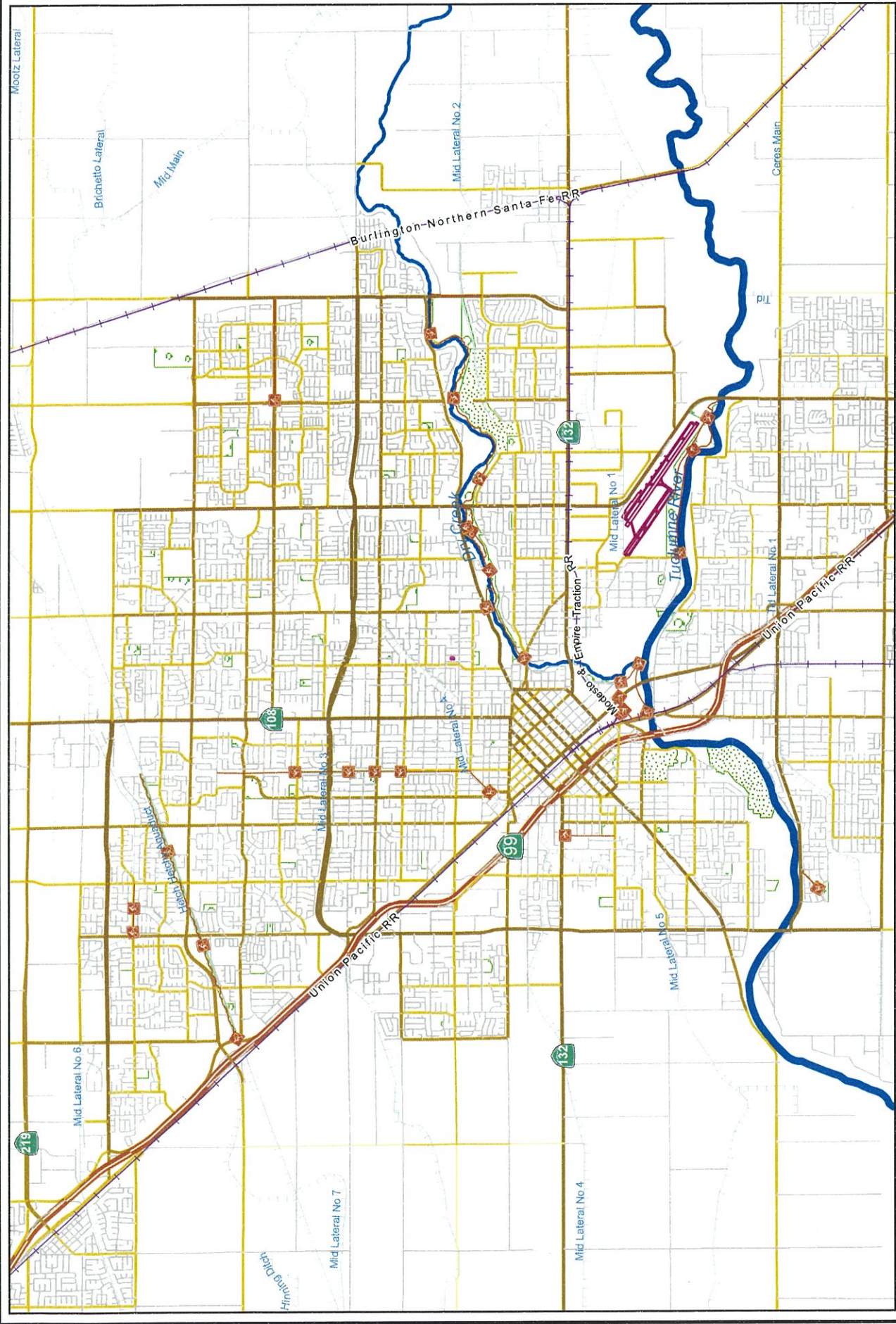
Start Date:
 End Date:
 Status: New
 Const. Code: New or Future

Proj Desc: This project would replace the existing outdated budget software with a cloud based budgeting software.

Proj Stat:

Expenditures	Budget	Actual+Commit	Available	Prop. Inc./Dec. for 17-18	Budget+Prop. Inc./Dec.	Avail. +Prop. Inc./Dec.	18-19	19-20	20-21	21-22	Total Budgeted up to 2022
CC Consultant Charges	610,780	610,780	0	0	610,780	0	0	0	0	0	610,780
OC Other Cost - CIP	61,078	0	61,078	0	61,078	61,078	0	0	0	0	61,078
Expenditure Totals:	671,858	610,780	61,078	0	671,858	61,078	0	0	0	0	671,858

Fund Balance Required	Budget+Prop. Inc./Dec.	Available+Prop. Inc./Dec.
Information Technology Fund-5230	671,858	61,078



City of Modesto

Project #: 100974

IT - Fiber Network Infrastructure



IT - Fiber Network Infrastructure

100974

Capital Un-sponsored

Cost Center: IT - Capital Projects-17999 **Category:** Information Technology **Start Date:**
Hosting Fund: Information Technology Fund-5230 **Type Class:** Information Technology **End Date:**
Element Listing: Comm Svcs & Fac **Area:** System Wide **Status:** New
Classification: Replacement **Manager:** Dickey, John **Const. Code:** New or Future

Proj Desc: The project outcome is to deploy a high speed municipal fiber infrastructure for City government and community use.

Proj Stat:

Revenues	Budget	Actuals+Commit	Available	Prop. Inc./Dec. for 17-18	Bud + Prop. Incr/Decr	Avail. + Prop. Incr/Decr	18-19	19-20	20-21	21-22	Total Budgeted up to 2022
61321 Transfer In from Fund 1321	167,365	0	167,365	0	167,365	167,365	0	0	0	0	167,365
Revenue Totals:	167,365	0	167,365	0	167,365	167,365	0	0	0	0	167,365

Expenditures	Budget	Actual+Commit	Available	Prop. Inc./Dec. for 17-18	Budget+Prop. Inc./Dec.	Avail.+Prop. Inc./Dec.	18-19	19-20	20-21	21-22	Total Budgeted up to 2022
CC Consultant Charges	167,365	167,365	0	0	167,365	0	0	0	0	0	167,365
Expenditure Totals:	167,365	167,365	0	0	167,365	0	0	0	0	0	167,365

Fund Balance Required	Budget+Prop. Inc./Dec.	Available+Prop. Inc./Dec.
Information Technology Fund-5230	0	-167,365

THIS PAGE LEFT BLANK
INTENTIONALLY

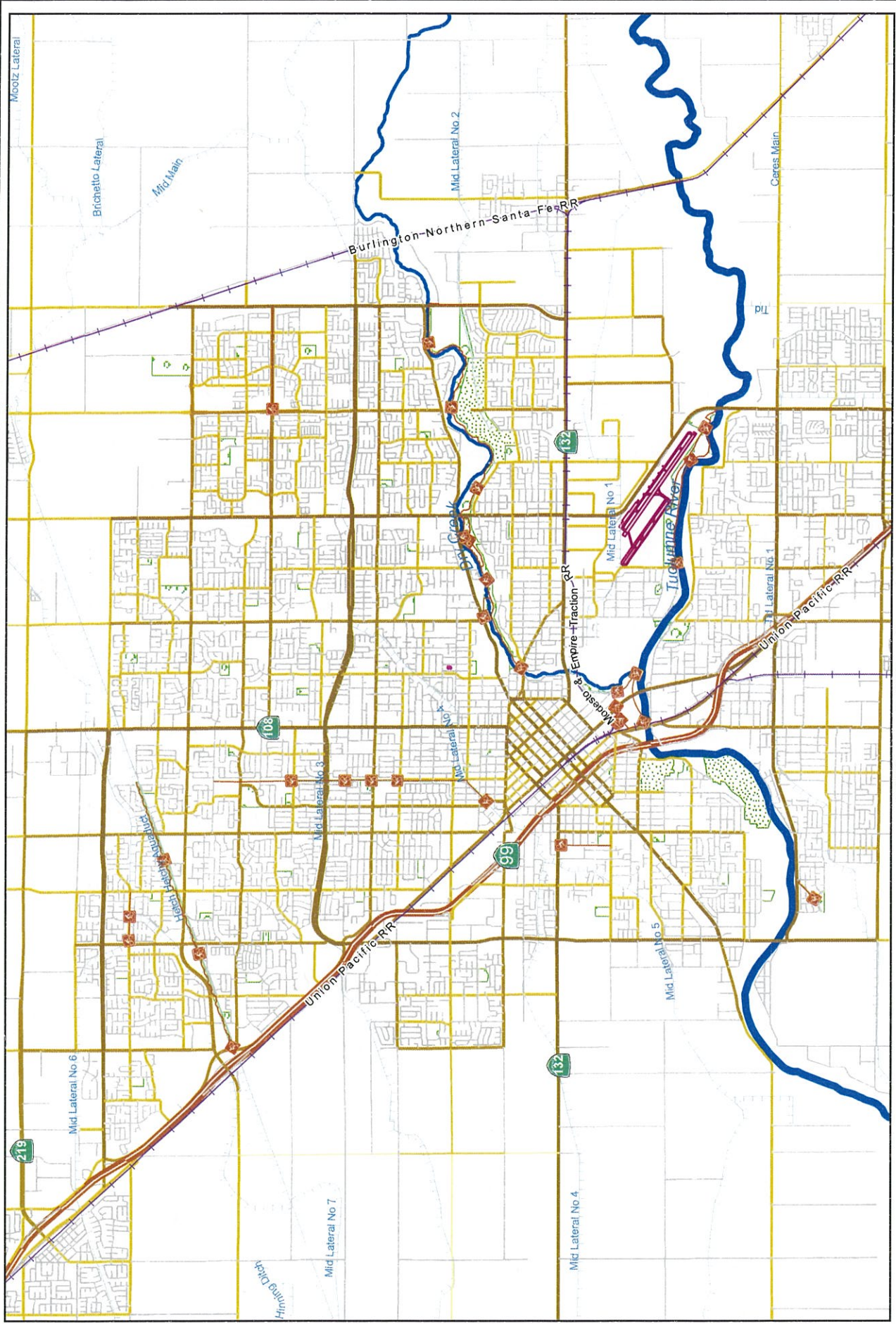
THIS PAGE LEFT BLANK
INTENTIONALLY



City of Modesto

Project #: 100819

CED - Collector & Arterial Streets Rehabilitation (Suspended)



CED - Collector & Arterial Streets Rehabilitation (Suspended)

100819

Capital Unspent

Cost Center: 59999
Category: Miscellaneous
Start Date:
Ending Fund: Surface Transportation Fund-1700
Type Class: Major Street Improvements
End Date:
Element Listing: Public Safety
Area: Within City
Status: Active
Classification: Maintenance
Manager: Dion, Victoria Michelle
Const. Code: New or Future

Proj Desc: The City of Modesto's 634 mile street system is comprised of 1400 lane miles. These miles consist of 300.75 Arterial Miles, 222.69 Collector Miles, and 784.38 of Residential Miles. Streets proposed for pavement treatment include Orangeburg, College, Tully and Standford. These streets are candidates for surface treatment and also provide for bike lanes and connectivity to existing bicycle facilities. With the exception of Sisk road, there is an inability to install bike lanes due to inadequate width.

Proj Stat: Project constructed, anticipate close out FY 17-18.

Revenues	Budget	Actuals+Commit	Available	Prop. Inc./Dec. for 17-18	Bud + Prop. Incr/Decr	Avail.+ Prop. Incr/Decr	18-19	19-20	20-21	21-22	Total Budgeted up to 2022
61730 Transfer in from Fund 1730	2,211,551	2,175,290	36,261	0	2,211,551	36,261	0	0	0	0	2,211,551
Revenue Totals:	2,211,551	2,175,290	36,261	0	2,211,551	36,261	0	0	0	0	2,211,551

Expenditures	Budget	Actual+Commit	Available	Prop. Inc./Dec. for 17-18	Budget+Prop. Inc./Dec.	Avail.+Prop. Inc./Dec.	18-19	19-20	20-21	21-22	Total Budgeted up to 2022
CA Construction Admin	241,298	238,702	2,596	0	241,298	2,596	0	0	0	0	241,298
CCF City Construction Fo	5,000	105	4,895	0	5,000	4,895	0	0	0	0	5,000
CON Construction	1,568,601	1,568,600	1	0	1,568,601	1	0	0	0	0	1,568,601
CTGY-CIP Contingency - CIP	68,957	65,977	2,980	0	68,957	2,980	0	0	0	0	68,957
EDA Eng/Design/Admin	327,695	325,694	2,001	0	327,695	2,001	0	0	0	0	327,695
Expenditure Totals:	2,211,551	2,199,078	12,473	0	2,211,551	12,473	0	0	0	0	2,211,551

Fund Balance Required	Budget+Prop. Inc./Dec.	Avail.+Prop. Inc./Dec.
Surface Transportation Fund-1700	0	-23,788



City of Modesto
 Project #: 100868

PRN - Airport Neighborhood Community Center Kitchen Installation



PRN - Airport Neighborhood Community Center Kitchen Installation

100868

Capital Un-sponsored

Cost Center: 39999 **Category:** Miscellaneous **Start Date:**
Hosting Fund: Capital Grants - HUD CIP Projects-3170 **Type Class:** Miscellaneous **End Date:**
Element Listing: Comm Dev **Area:** Within City **Status:** Active
Classification: Improvements **Manager:** Houx, Nathan G **Const. Code:** Under Construction

Proj Desc: Project will complete the kitchen installation at the Airport Neighborhood Community Center by installing commercial-grade appliances and safety fixtures.

Proj Stat: Project design is completed, project was bid in early 2017 and construction is expected to be completed in Summer 2017.

Revenues	Budget	Actuals+Commit	Available	Prop. Inc./Dec. for 17-18	Bud + Prop. Incr/Decr	Avail.+ Prop. Incr/Decr	18-19	19-20	20-21	21-22	Total Budgeted up to 2022
61130 Transfer In from Fund 1130	175,000	24,755	150,245	0	175,000	150,245	0	0	0	0	175,000
Revenue Totals:	175,000	24,755	150,245	0	175,000	150,245	0	0	0	0	175,000

Expenditures	Budget	Actual+Commit	Available	Prop. Inc./Dec. for 17-18	Budget+Prop. Inc./Dec.	Avail.+Prop. Inc./Dec.	18-19	19-20	20-21	21-22	Total Budgeted up to 2022
CON Construction	115,000	4,180	110,820	0	115,000	110,820	0	0	0	0	115,000
CTGY-CIP Contingency - CIP	15,000	0	15,000	0	15,000	15,000	0	0	0	0	15,000
EDA Eng/Design/Admin	45,000	46,149	-1,149	0	45,000	-1,149	0	0	0	0	45,000
Expenditure Totals:	175,000	50,329	124,671	0	175,000	124,671	0	0	0	0	175,000

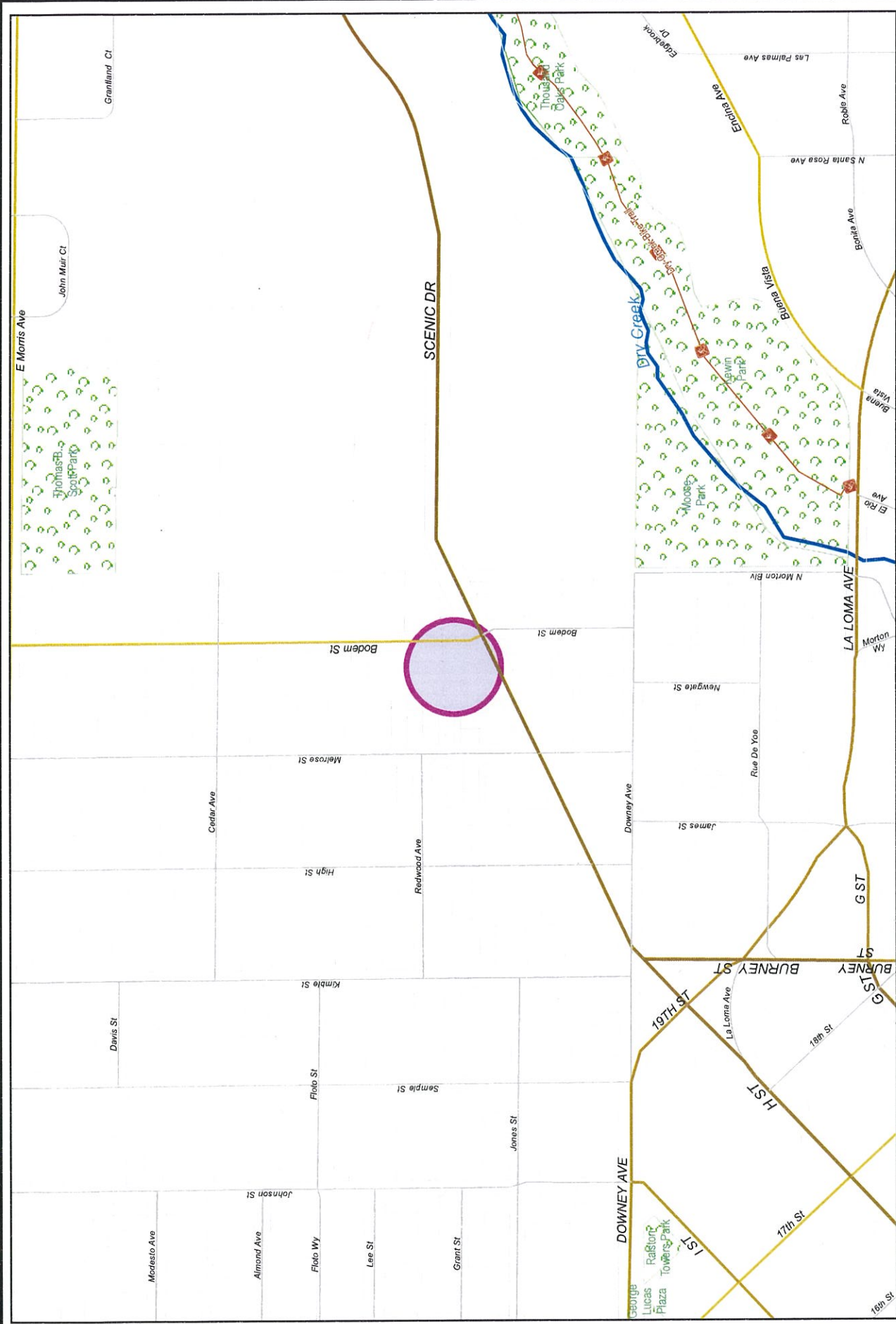
Fund Balance Required	Budget+Prop. Inc./Dec.	Available+Prop. Inc./Dec.
Capital Grants - HUD CIP Projects-3170	0	-25,574



City of Modesto

Project #: 100865

PRN - Senior Center Kitchen Upgrade



PRN - Senior Center Kitchen Upgrade

100865

Capital Un-sponsored

Cost Center: 39999 **Category:** Miscellaneous **Start Date:**
Hosting Fund: Capital Grants - HUD CIP Projects-3170 **Type Class:** Miscellaneous **End Date:**
Element Listing: Comm Dev **Area:** Within City **Status:** Active
Classification: Improvements **Manager:** Houx, Nathan G **Const. Code:** New or Future

Proj Desc: Project will renovate the existing kitchen at the Senior Center in order to make it more efficient and meet current safety standards.

Proj Stat: Project design is completed, project was bid in early 2017 and construction is expected to be completed in Summer 2017.

Revenues	Budget	Actuals+Commit	Available	Prop. Inc./Dec. for 17-18	Bud + Prop. Incr/Decr	Avail.+ Prop. Incr/Decr	18-19	19-20	20-21	21-22	Total Budgeted up to 2022
61130 Transfer in from Fund 1130	175,000	31,602	143,398	0	175,000	143,398	0	0	0	0	175,000
Revenue Totals:	175,000	31,602	143,398	0	175,000	143,398	0	0	0	0	175,000

Expenditures	Budget	Actual+Commit	Available	Prop. Inc./Dec. for 17-18	Budget+Prop. Inc./Dec.	Avail.+Prop. Inc./Dec.	18-19	19-20	20-21	21-22	Total Budgeted up to 2022
CON Construction	95,000	6,300	88,700	0	95,000	88,700	0	0	0	0	95,000
CTGY-CIP Contingency - CIP	15,000	0	15,000	0	15,000	15,000	0	0	0	0	15,000
EDA Eng/Design/Admin	65,000	54,356	10,644	0	65,000	10,644	0	0	0	0	65,000
Expenditure Totals:	175,000	60,656	114,344	0	175,000	114,344	0	0	0	0	175,000

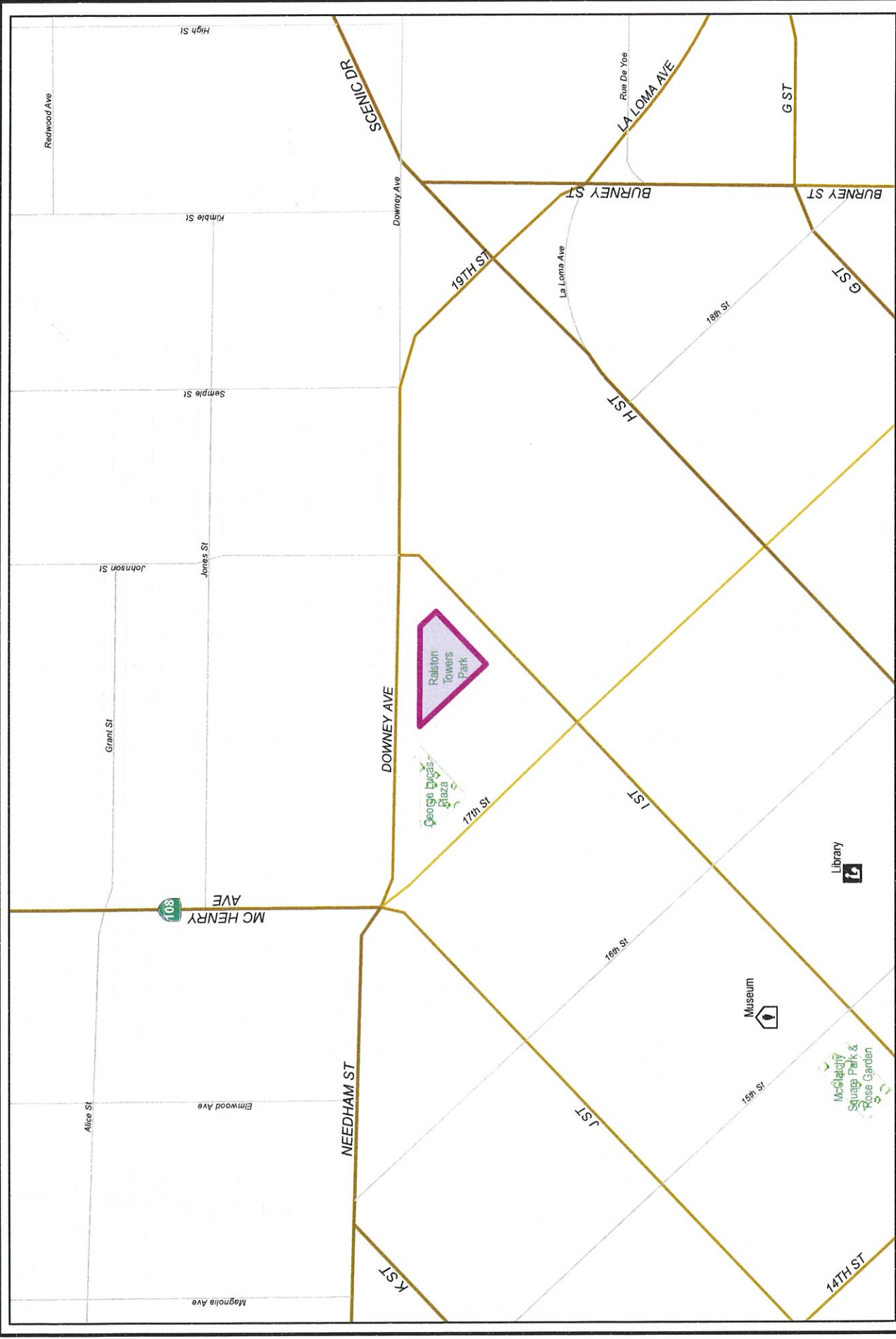
Fund Balance Required	Budget+Prop. Inc./Dec.	Available+Prop. Inc./Dec.
Capital Grants - HUD CIP Projects-3170	0	-29,054



City of Modesto

Project #: 100866

PRN - Senior Playground 2014



PRN - Senior Playground 2014

100866

Capital Un-sponsored

Cost Center: 39999
Hosting Fund: Capital Grants - HUD CIP Projects-3170
Element Listing: Comm Dev
Classification: Improvements
Category: Miscellaneous
Type Class: Miscellaneous
Area: Within City
Manager: Houx, Nathan G
Start Date:
End Date:
Status: Active
Const. Code: Under Construction

Proj Desc: Project will renovate Ralston Tower Park and add facilities that will improve access for senior residents of the city. Additions will include exercise equipment, benches, tables and hard surfacing.

Proj Stat: Project design began in early 2017 and will be completed in Fall 2017. Construction could start as early as Winter 2017.

Revenues	Budget	Actuals+Commit	Available	Prop. Inc./Dec. for 17-18	Bud + Prop. Incr/Decr	Avail.+ Prop. Incr/Decr	18-19	19-20	20-21	21-22	Total Budgeted up to 2022
61130 Transfer In from Fund 1130	150,000	0	150,000	0	150,000	150,000	0	0	0	0	150,000
Revenue Totals:	150,000	0	150,000	0	150,000	150,000	0	0	0	0	150,000

Expenditures	Budget	Actual+Commit	Available	Prop. Inc./Dec. for 17-18	Budget+Prop. Inc./Dec.	Avail.+Prop. Inc./Dec.	18-19	19-20	20-21	21-22	Total Budgeted up to 2022
CON Construction	125,000	0	125,000	0	125,000	125,000	0	0	0	0	125,000
CTGY-CIP Contingency - CIP	10,000	0	10,000	0	10,000	10,000	0	0	0	0	10,000
EDA Eng/Design/Admin	15,000	13,679	1,321	0	15,000	1,321	0	0	0	0	15,000
Expenditure Totals:	150,000	13,679	136,321	0	150,000	136,321	0	0	0	0	150,000

Fund Balance Required	Budget+Prop. Inc./Dec.	Available+Prop. Inc./Dec.
Capital Grants - HUD CIP Projects-3170	0	-13,679



City of Modesto

Project #: 100867

PRN - Public Facility Improvement - Locust



PRN - Public Facility Improvement - Locust

100867

Capital Un-sponsored

Cost Center: 39999 **Category:** Miscellaneous **Start Date:**
Hosting Fund: Capital Grants - HUD CIP Projects-3170 **Type Class:** Miscellaneous **End Date:**
Element Listing: Comm Dev **Area:** Within City **Status:** Active
Classification: Improvements **Manager:** Rocha, Tina **Const. Code:** Under Construction

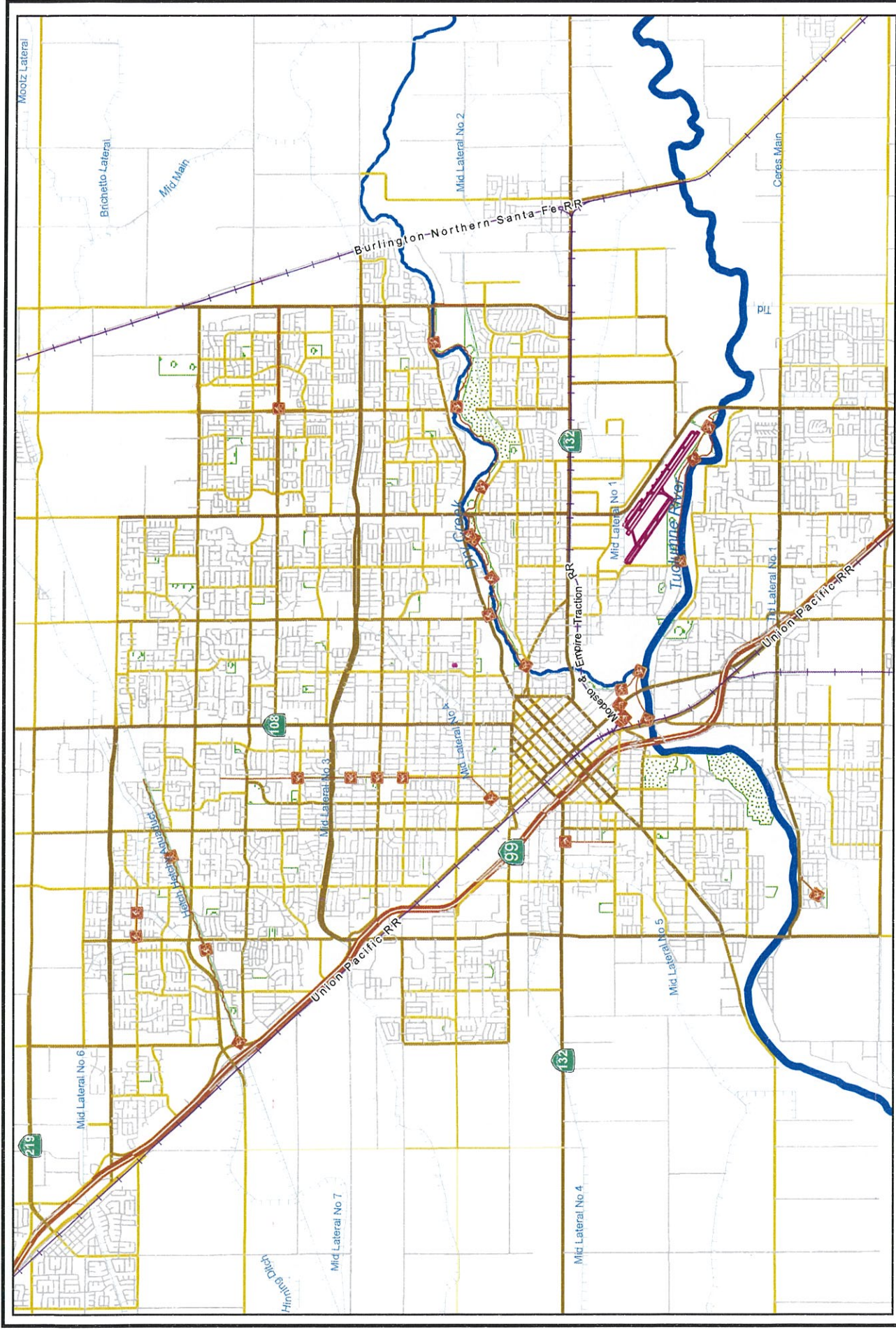
Proj Desc: Improvements on 308 Locust St. property.

Proj Stat: Construction should be completed by early July 2017.

Revenues	Budget	Actuals+Commit	Available	Prop. Inc./Dec. for 17-18	Bud + Prop. Incr/Decr	Avail.+ Prop. Incr/Decr	18-19	19-20	20-21	21-22	Total Budgeted up to 2022
61130 Transfer In from Fund 1130	115,000	0	115,000	0	115,000	115,000	0	0	0	0	115,000
Revenue Totals:	115,000	0	115,000	0	115,000	115,000	0	0	0	0	115,000

Expenditures	Budget	Actual+Commit	Available	Prop. Inc./Dec. for 17-18	Budget+Prop. Inc./Dec.	Avail.+Prop. Inc./Dec.	18-19	19-20	20-21	21-22	Total Budgeted up to 2022
CON Construction	92,000	0	92,000	0	92,000	92,000	0	0	0	0	92,000
CTGY-CIP Contingency - CIP	8,000	0	8,000	0	8,000	8,000	0	0	0	0	8,000
EDA Eng/Design/Admin	15,000	152	14,848	0	15,000	14,848	0	0	0	0	15,000
Expenditure Totals:	115,000	152	114,848	0	115,000	114,848	0	0	0	0	115,000

Fund Balance Required	Budget+Prop. Inc./Dec.	Available+Prop. Inc./Dec.
Capital Grants - HUD CIP Projects-3170	0	-152



City of Modesto

Project #: 100980

CED.HUD - Access Center



City of Modesto: 2017-22 Capital Improvement Program

CED.HUD - Access Center

100980

Capital Un-sponsored

Cost Center: CED - Capital Projects-14999
 Category: Miscellaneous
 Hosting Fund: Capital Grants - HUD CIP Projects-3170
 Type Class: Miscellaneous
 Element Listing: Comm Svcs & Fac
 Area: Within City
 Classification: Improvements
 Manager: Rocha, Tina M

Start Date:
 End Date:
 Status: Active
 Const. Code: Not Awarded

Proj Desc: Project includes, Acquisition, Public Facility Improvement, Clearance and Remediation activities related to the Homeless Access Center. Timeline of each activity in conjunction with Focus on Prevention deliverables.

Proj Stat: Construction to be completed in fiscal year 17-18.

Revenues	Budget	Actuals+Commit	Available	Prop. Inc./Dec. for 17-18	Bud + Prop. Incr/Decr	Avail.+ Prop. Incr/Decr	18-19	19-20	20-21	21-22	Total Budgeted up to 2022
61130 Transfer in from Fund 1130	250,000	0	250,000	0	250,000	250,000	0	0	0	0	250,000
Revenue Totals:	250,000	0	250,000	0	250,000	250,000	0	0	0	0	250,000

Expenditures	Budget	Actual+Commit	Available	Prop. Inc./Dec. for 17-18	Budget+Prop. Inc./Dec.	Avail.+Prop. Inc./Dec.	18-19	19-20	20-21	21-22	Total Budgeted up to 2022
EDA Eng/Design/Admin	250,000	5,960	244,040	0	250,000	244,040	0	0	0	0	250,000
Expenditure Totals:	250,000	5,960	244,040	0	250,000	244,040	0	0	0	0	250,000

Fund Balance Required	Budget+Prop. Inc./Dec.	Available+Prop. Inc./Dec.
Capital Grants - HUD CIP Projects-3170	0	-5,960

THIS PAGE LEFT BLANK
INTENTIONALLY

PARK SYSTEM

SYSTEM OVERVIEW

The 2017-2018 capital improvement program has been formulated to address the current goals and policies established by Council and as established in the 2008 City of Modesto Urban Area General Plan and the 2006 Non-Motorized Transportation Plan. This program is a continuation of the FY 16-17 program and continues to provide a financing structure to allow continued development of the full build-out of existing CFF funded parks, continued work on the Non-Motorized Transportation System, and Deferred Maintenance Items throughout the park system. The Parks, Recreation and Neighborhoods Department has formulated a program with objectives that will accomplish these goals. These objectives include: compliance with Urban Area General Plan and Council mandates for park development and maintenance, advanced and current park planning, park land acquisition, park improvements, maximizing revenue potential of enterprise funds, relationships with community groups to form entrepreneurial partnerships, and continued expansion of the Fund Development Program.

Due to a lack of general fund allocation for parks infrastructure the ability of the Parks Maintenance Division to maintain the older parks in Modesto is severely limited. Consequently, the backlog of urgently needed repairs to these older parks has risen significantly and is expected to exceed \$25.0 million at this time. A recent infrastructure study of the Tuolumne River Regional Park demonstrated a greater than \$3 million shortfall in infrastructure funding. As the years without funding have progressed, the City's Park System becomes more expensive to replace and is experiencing loss of initial investment value. To meet these challenges, the City Council adopted a policy to allow for the creation and operation of a fund development program through which private investment in the entire Parks and Trails System could come in the form of financial gifts with appropriate recognition, such as "presented by" recognition and sponsorship, term naming of facilities in return for term sponsorship, gifts and donations, and other benevolent giving opportunities. Community involvement in the form of volunteer efforts, materials donations, non-profit support, Park Partners programs and NEAT teams are strongly encouraged to help offset General Fund support. Grant funding continues to be sought, although funding for maintenance is rarely available. Options for other local and regional financing need to be explored. New park development is financed through Capital Facilities Fee revenues and is maintained by Community Facilities Districts. The Parks, Recreation and Neighborhoods Department is also looking to acquire new parkland ahead of development to secure better land costs.

The Parks, Recreation and Neighborhoods Department has taken an aggressive role in applying for grant funding and has been successful in securing grant funding for development of the Tuolumne River Regional Park and the Virginia Corridor. This has generated upwards of \$30 Million in new park funding over the past 10 years, including over \$1 Million for park funding this last

fiscal year. At this time there is the possibility of a few grant funded projects being added to the CIP budget in the next fiscal year from adding a boat launch in the Tuolumne River Regional Park to new construction of soccer fields in the carpenter road area.

BUDGET HIGHLIGHTS

This year's CIP budget includes two major CIP projects, the Virginia Corridor Phase 7 project and the Mary Grogan Community Park Phase 2 along with the construction and completion of miscellaneous park system improvement projects such as the creation of a Senior Playground at the Ralston Tower Park and the installation or renovation of commercial kitchens in two community centers.

This past FY, Phase 2 of the Gateway Parcel of Tuolumne River Regional Park project started construction and should be complete by fall 2017. This year some much needed improvements to Sanders and Freedom Neighborhood Parks will be completed along with the Downey Community Park Shade Structure renovation, multiple park lighting upgrades and water feature installations, and a system-wide park evaluation that staff has been working on the past year. The main focus of this CIP budget will be leveraging funds through the City's Park Partners CIP Project that we hope will result in improvements to the East La Loma Playground, Mancini Park Improvements, Mancini Bowl Seating replacement and the planning for an inclusive playground at Beyer Community Park. Plans are underway for the elimination of turf areas in the city's parks when renovating existing parks such as Garrison Park and J.M. Pike Park which we have scheduled to start in the next year.

MAJOR ACCOMPLISHMENTS

- Completed planning and construction documentation for the Tuolumne River Regional Park Gateway Parcel Phase 2 project.
- Partnered with neighbors at various parks to make improvements in the park system, such as the Awesome Spot inclusive playground.
- Completed planning for kitchen remodels for the Senior Citizens Center and Airport Neighborhood Community Center.
- Completed planning and construction documentation for the renovation of Sanders and Freedom Park Playgrounds.
- Assisted Public Works staff with the design of landscape improvements for their various traffic CIP projects.

POLICY ISSUES

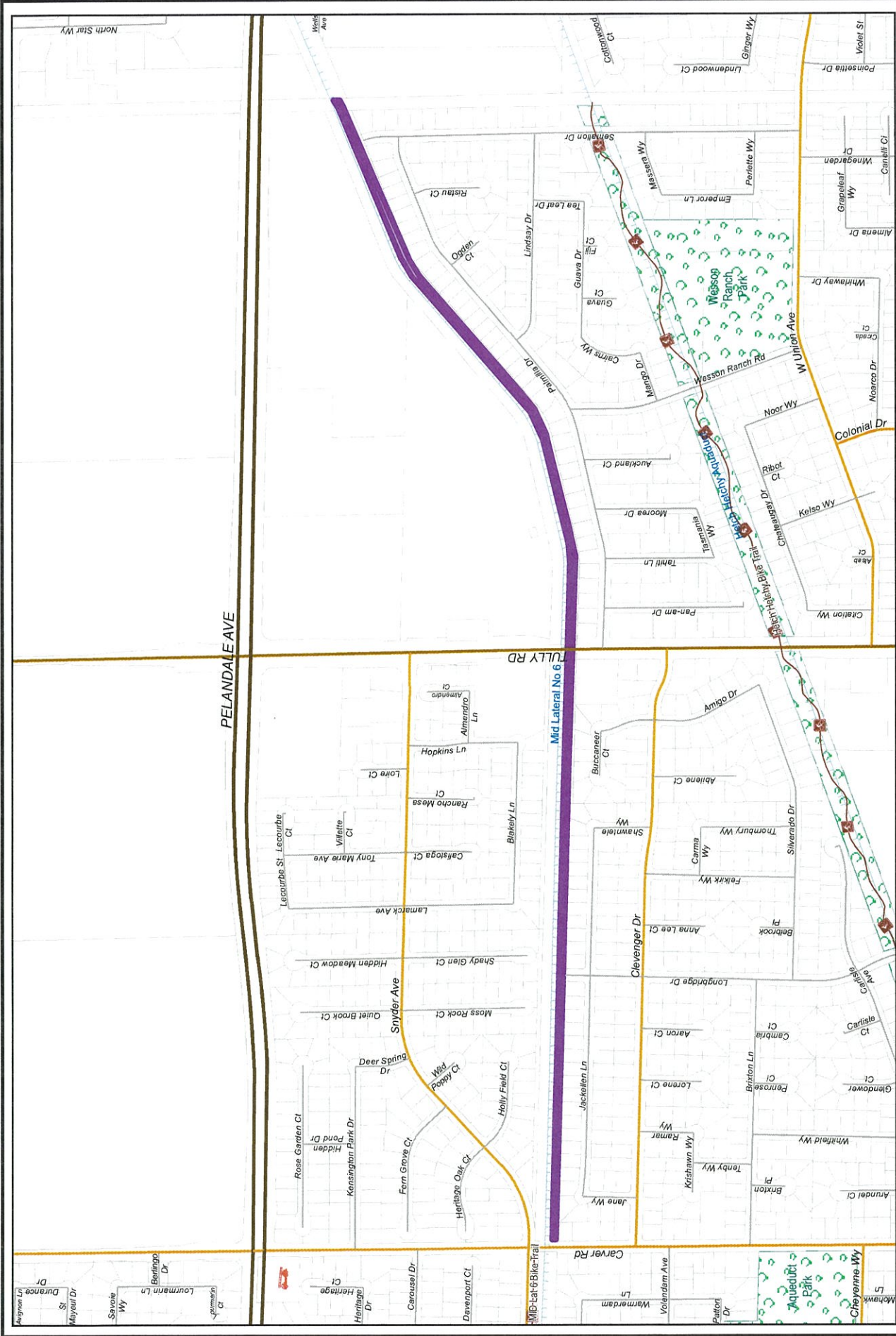
The Parks, Recreation and Neighborhoods Department will continue to assist the City Council to develop and strengthen existing policy issues over the next fiscal year. These issues include: maintenance of existing neighborhood and community parks, reduce reliance on potable water to irrigate City parks and continued development of the city's Non-Motorized transportation Plan by designing Phase 7 of the Virginia Corridor and completing construction of the Tuolumne River Regional Park Gateway Parcel Phase 2 project. Staff will also make recommendations to fund existing park renovation and maintenance through various funding sources including working with neighborhood groups to leverage the Park Partners Funding provided to date.



City of Modesto

Project #: 100092

CED - Carver/Bangs Pelandale/Snyder Bike Trail System



PELANDALE AVE

JULY RD
Mid Lateral No 6

Wagon Wheel Park

Wagon Wheel Park

Wagon Wheel Park

Wagon Wheel Park

Wagon Wheel Park

Wagon Wheel Park

Wagon Wheel Park

Wagon Wheel Park

Wagon Wheel Park

Wagon Wheel Park

Wagon Wheel Park

Wagon Wheel Park

Wagon Wheel Park

Wagon Wheel Park

Wagon Wheel Park

Wagon Wheel Park

Wagon Wheel Park

Wagon Wheel Park

Wagon Wheel Park

Wagon Wheel Park

Wagon Wheel Park

Wagon Wheel Park

Wagon Wheel Park

Wagon Wheel Park

Wagon Wheel Park

Wagon Wheel Park

CED - Carver/Bangs Pelandale/Snyder Bike Trail System

100092

Capital Un-sponsored

Cost Center: 14999
Hosting Fund: Pelandale/Snyder CFD Fund - CIP Projects-3280
Element Listing: Comm Svcs & Fac
Classification: Improvements
Category: Parks System
Type Class: CFF Construction
Area: Pelandale-Snyder
Manager: Dion, Victoria Michelle
Start Date:
End Date:
Status: Active
Const. Code: Not Awarded

Proj Desc: This project will provide funding to construct a Class I bike trail between Carver Rd. and the Union Pacific Railroad along the MID canal. Improvements include fencing, landscaping and 10' wide bike path. A portion of the project was constructed by a developer. The developer was reimbursed per the terms of the CFD Acquisition and Shortfall Agreement.

Proj Stat: Design is 95% complete. Anticipate \$150K - \$200K Measure L funds.

Revenues	Budget	Actuals+Commit	Available	Prop. Inc./Dec. for 17-18	Bud + Prop. Incr/Decr	Avail.+ Prop. Incr/Decr	18-19	19-20	20-21	21-22	Total Budgeted up to 2022
63270 Transfer in from Fund 3270	60,000	60,000	0	0	60,000	0	0	0	0	0	60,000
Revenue Totals:	60,000	60,000	0	0	60,000	0	0	0	0	0	60,000

Expenditures	Budget	Actual+Commit	Available	Prop. Inc./Dec. for 17-18	Budget+Prop. Inc./Dec.	Avail.+ Prop. Inc./Dec.	18-19	19-20	20-21	21-22	Total Budgeted up to 2022
CA Construction Admin	59,000	0	59,000	0	59,000	59,000	0	0	0	0	59,000
CON Construction	605,072	11,572	593,500	0	605,072	593,500	0	0	0	0	605,072
CTGY Contingency - CIP	59,000	0	59,000	0	59,000	59,000	0	0	0	0	59,000
EDA Eng/Design/Admin	97,222	55,867	41,355	0	97,222	41,355	0	0	0	0	97,222
LA Land Acquisition	66,169	66,169	0	0	66,169	0	0	0	0	0	66,169
Expenditure Totals:	886,463	133,608	752,855	0	886,463	752,855	0	0	0	0	886,463

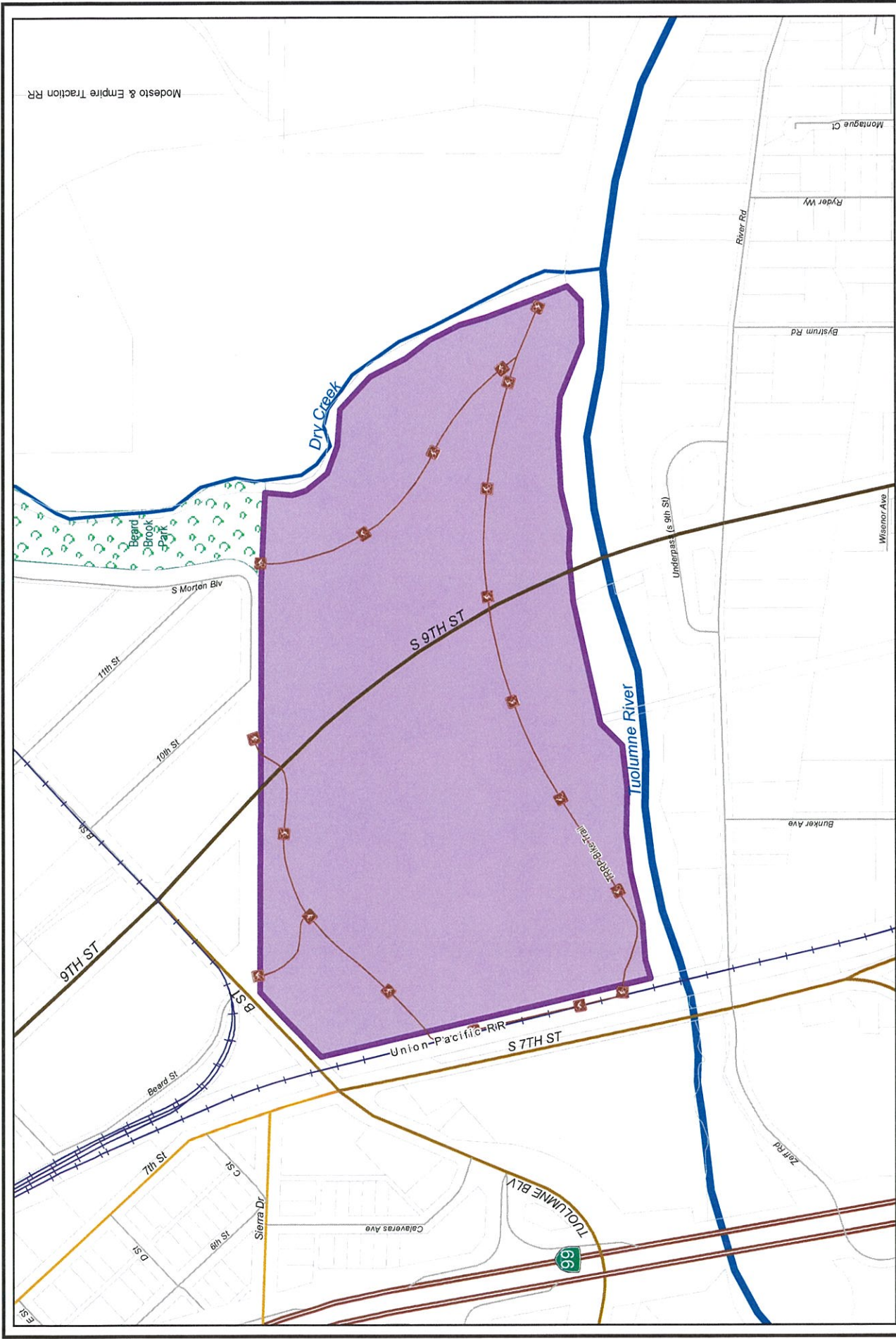
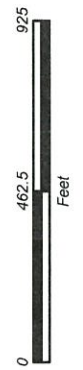
Fund Balance Required	Budget+Prop. Inc./Dec.	Available+Prop. Inc./Dec.
Pelandale/Snyder CFD Fund - CIP Projects-3280	826,463	752,855



City of Modesto

Project #: 100599

PRN - TRRP Gateway Phase 2



Modesto & Empire Traction RR

Montague Ct

Ryder Wy

Bystrum Rd

River Rd

Underpass (S 9th St)

Wisnor Ave

Bunker Ave

Tuolumne River

Dry Creek

Beard Brook Park

S Morton Blv

11th St

10th St

S 11th St

B St

Beard St

7th St

C St

Sierra Dr

18th St

D St

Calaveras Ave

TUOLUMNE BLV



Union Pacific RR

S 7th St

Zell Rd

PRN - TRRP Gateway Phase 2

100599

Capital Un-sponsored

Cost Center: 39999
 Hosting Fund: JPA - TRRP Special Revenue Fund - CIP-6710
 Element Listing: Env Rsres & Opn Spcs
 Classification: Improvements
 Category: Parks System
 Type Class: Expansion
 Area: Within City
 Manager: Houx, Nathan G
 Start Date:
 End Date:
 Status: New
 Const. Code: New or Future

Proj Desc: Phase 2 construction in the TRRP Gateway will continue the restoration of the riparian habitat adjacent to the Tuolumne River between the 7th Street and State Route 99 bridges. In addition, this project will construct approximately 4,000LF of multi-use trails and will construct a pedestrian bridge and fishing deck. This phase will be the last phase to restore the riparian habitat areas of the TRRP Gateway Parcel.

Proj Stat: Design is completed. Construction will occur from Summer 2016 through Summer 2018.

Revenues	Budget	Actuals+Commit	Available	Prop. Inc./Dec. for 17-18	Bud + Prop. Incr/Decr	Avail.+ Prop. Incr/Decr	18-19	19-20	20-21	21-22	Total Budgeted up to 2022
42015 Intergov - Federal - Federal Highway Administration (DOT)	0	0	0	0	0	0	0	0	0	0	0
42050 Intergov - Federal - Land and Water Conservation	451,060	0	451,060	0	451,060	451,060	0	0	0	0	451,060
42165 Intergov - State - Land and Water Conservation	0	30,574	-30,574	0	0	-30,574	0	0	0	0	0
42201 Intergov - State - Natural Resources Agency	2,200,000	0	2,200,000	0	2,200,000	2,200,000	0	0	0	0	2,200,000
61520 Transfer In from Fund 1520	168,095	24,293	143,802	0	168,095	143,802	0	0	0	0	168,095
Revenue Totals:	2,819,155	54,867	2,764,288	0	2,819,155	2,764,288	0	0	0	0	2,819,155

Expenditures	Budget	Actual+Commit	Available	Prop. Inc./Dec. for 17-18	Budget+Prop. Inc./Dec.	Avail.+Prop. Inc./Dec.	18-19	19-20	20-21	21-22	Total Budgeted up to 2022
CA Construction Admin	206,774	90,778	115,996	0	206,774	115,996	0	0	0	0	206,774
CON Construction	2,069,336	2,068,107	1,229	0	2,069,336	1,229	0	0	0	0	2,069,336
CTGY Contingency - CIP	205,176	0	205,176	0	205,176	205,176	0	0	0	0	205,176
EDA Eng/Design/Admin	566,869	537,741	29,128	0	566,869	29,128	0	0	0	0	566,869
Expenditure Totals:	3,048,155	2,696,626	351,529	0	3,048,155	351,529	0	0	0	0	3,048,155

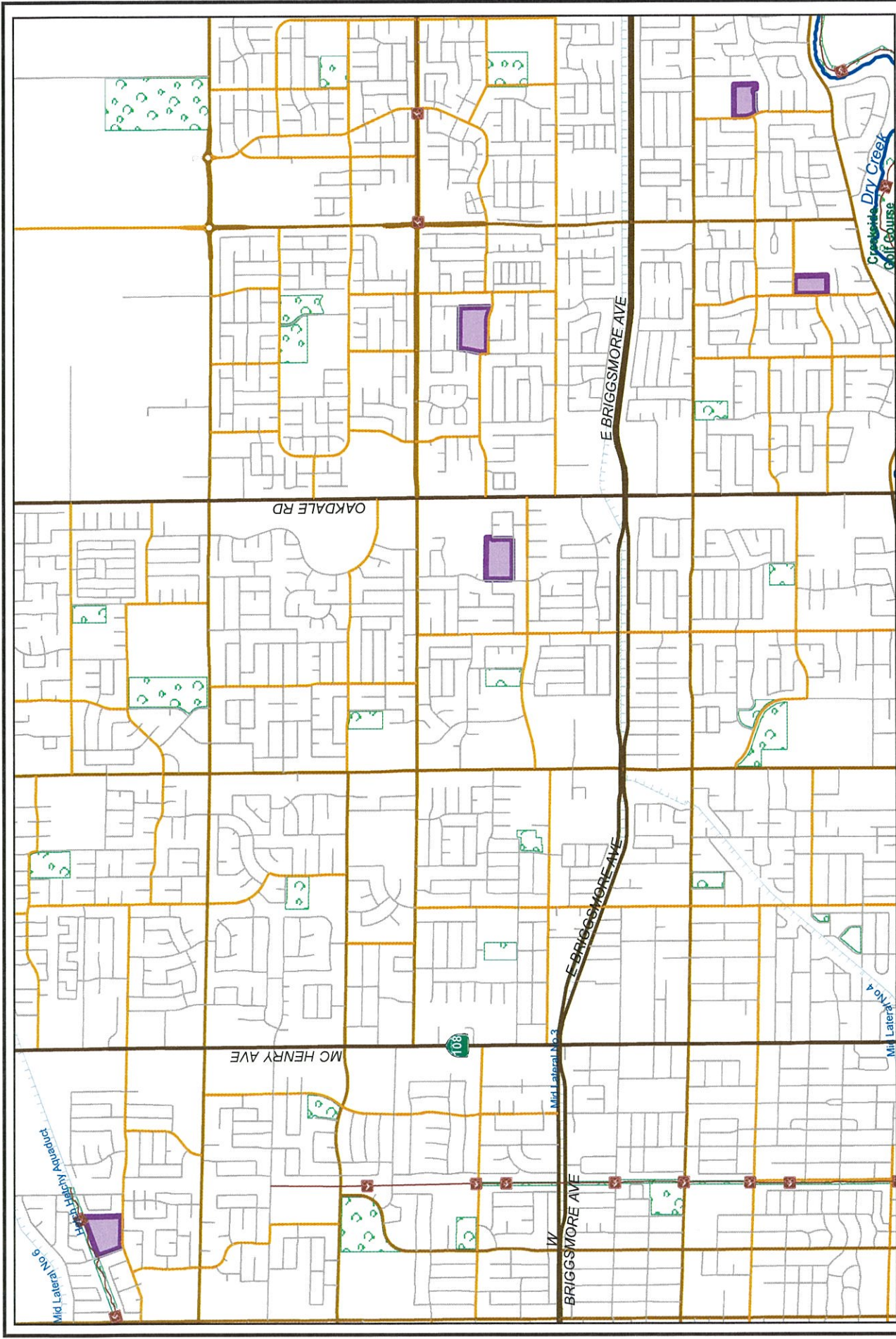
Fund Balance Required	Budget+Prop. Inc./Dec.	Available+Prop. Inc./Dec.
JPA - TRRP Special Revenue Fund - CIP-6710	229,000	-2,412,759



City of Modesto

Project #: 100677

Lighting Playgrounds & Shade



PRN - Lighting Playgrounds & Shade

100677

Capital Un-sponsored

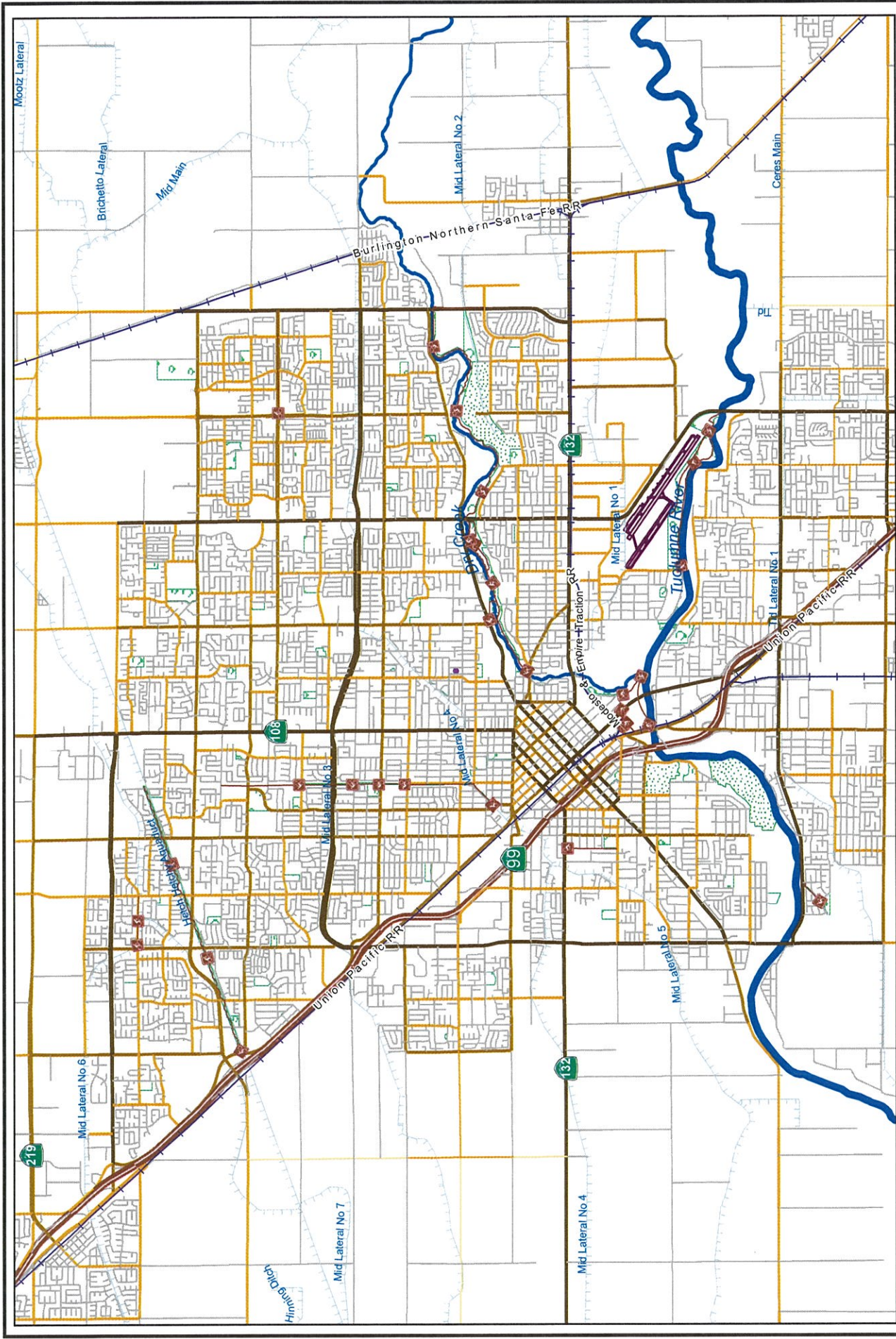
Cost Center: 39999
Hosting Fund: Parks Capital Facility Fee Fund-3460
Element Listing: Comm Svcs & Fac
Classification: Improvements
Category: Parks System
Type Class: CFF Construction
Area: Within City
Manager: Houx, Nathan G
Start Date:
End Date:
Status: Active
Const. Code: Under Construction

Proj Desc: Project will install improvements in existing parks listed in the CFF report and will work within the budget available.

Proj Stat: This project will install park lighting, shade structures, water play areas, and other amenities that were not completed in initial build of these parks.

Expenditures	Budget	Actual+Commit	Available	Prop. Inc./Dec. for 17-18	Budget+Prop. Inc./Dec.	Avail. +Prop. Inc./Dec.	18-19	19-20	20-21	21-22	Total Budgeted up to 2022
CA Construction Admin	34,379	0	34,379	0	34,379	34,379	0	0	0	0	34,379
CON Construction	195,036	0	195,036	500,000	695,036	695,036	0	0	0	0	695,036
CTGY Contingency - CIP	25,282	0	25,282	0	25,282	25,282	0	0	0	0	25,282
EDA Eng/Design/Admin	31,137	2,559	28,578	0	31,137	28,578	0	0	0	0	31,137
Expenditure Totals:	285,834	2,559	283,275	500,000	785,834	783,275	0	0	0	0	785,834

Fund Balance Required	Budget+Prop. Inc./Dec.	Available+Prop. Inc./Dec.
Parks Capital Facility Fee Fund-3460	785,834	783,275



City of Modesto
 Project #: 100688
 Energy Eff Imp Mod Facilities



PRN - Energy Eff Imp Mod Facilities

100688

Capital Un-sponsored

Cost Center: 39999 **Category:** Parks System **Start Date:**
Hosting Fund: Capital Grants - PRN-3100 **Type Class:** Maintenance **End Date:**
Element Listing: Comm Svcs & Fac **Area:** System Wide **Status:** Active
Classification: Improvements **Manager:** Houx, Nathan G **Const. Code:** New or Future
Proj Desc: Energy Efficiency Improvements to Modesto parks.
Proj Stat: Project will be completed in 2017.

Revenues	Budget	Actuals+Commit	Available	Prop. Inc./Dec. for 17-18	Bud + Prop. Incr/Decr	Avail.+ Prop. Incr/Decr	18-19	19-20	20-21	21-22	Total Budgeted up to 2022
42020 Intergov - Federal - American Rec Reimb Act	66,150	66,149	1	0	66,150	1	0	0	0	0	66,150
64890 Transfer in from Fund 4890	51,232	24,004	27,228	0	51,232	27,228	0	0	0	0	51,232
Revenue Totals:	117,382	90,153	27,229	0	117,382	27,229	0	0	0	0	117,382

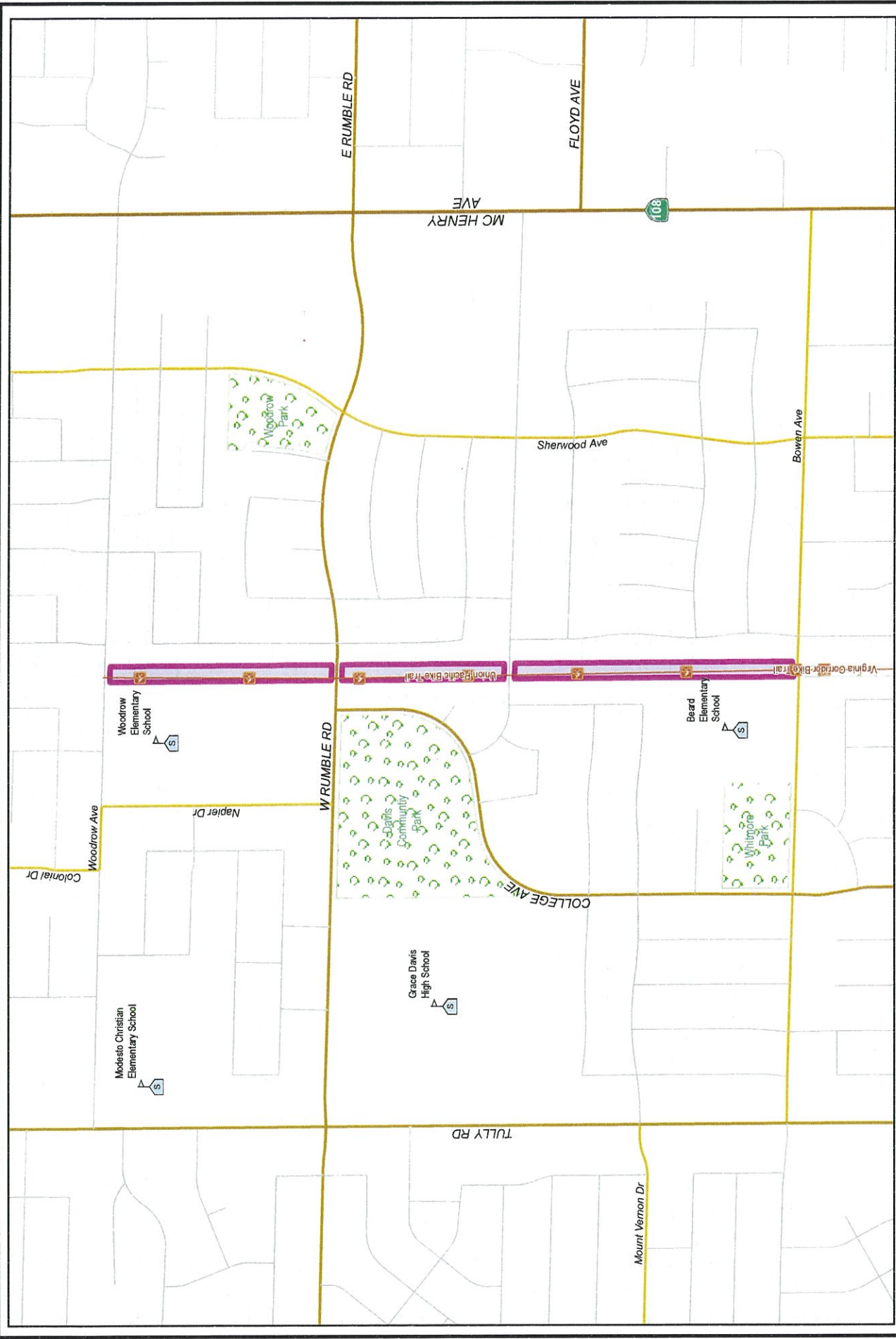
Expenditures	Budget	Actual+Commit	Available	Prop. Inc./Dec. for 17-18	Budget+Prop. Inc./Dec.	Avail.+Prop. Inc./Dec.	18-19	19-20	20-21	21-22	Total Budgeted up to 2022
CON Construction	102,382	78,890	23,492	0	102,382	23,492	0	0	0	0	102,382
EDA Eng/Design/Admin	15,000	11,264	3,736	0	15,000	3,736	0	0	0	0	15,000
Expenditure Totals:	117,382	90,153	27,229	0	117,382	27,229	0	0	0	0	117,382

Fund Balance Required	Budget+Prop. Inc./Dec.	Available+Prop. Inc./Dec.
Capital Grants - PRN-3100	0	0



City of Modesto
 Project #: 100778

PRN - Virginia Corridor Phase 6 Construction (Suspended)



PRN - Virginia Corridor Phase 6 Construction (Suspended)

100778

Capital Un-sponsored

Cost Center: 39999
Hosting Fund: Capital Grants - CIP Projects-3140
Element Listing: Env Rsrcs & Opn Spcs
Classification: Improvements
Category: Parks System
Type Class: Non Motorized Trail System
Area: Infill Areas
Manager: Houx, Nathan G
Start Date:
End Date:
Status: Active
Const. Code: Under Construction

Proj Desc: Project will develop .75 mile of Class I bicycle and pedestrian trail along the former UPRR Tidewater Southern corridor. This project will construct the trail, install site amenities including pathway lighting, park benches, water fountain, landscaping and fencing.

\$2.03 million of CMAQ and \$880,000 of BTA funds are being used for the construction phase.

Proj Stat: Project is under construction and is scheduled for completion in spring 2015.

Revenues	Budget	Actuals+Commit	Available	Prop. Inc./Dec. for 17-18	Bud + Prop. Inc./Decr	Avail. + Prop. Incr/Decr	18-19	19-20	20-21	21-22	Total Budgeted up to 2022
42110 Intergov - State - CA Department of Transportation	2,031,831	1,731,691	300,140	0	2,031,831	300,140	0	0	0	0	2,031,831
42161 Intergov - State - Bicycle Trans Act (BTA)	817,441	602,636	214,805	0	817,441	214,805	0	0	0	0	817,441
63460 Transfer In from Fund 3460	445,280	445,281	-1	0	445,280	-1	0	0	0	0	445,280
Revenue Totals:	3,294,552	2,779,607	514,945	0	3,294,552	514,945	0	0	0	0	3,294,552

Expenditures	Budget	Actual+Commit	Available	Prop. Inc./Dec. for 17-18	Budget+Prop. Inc./Dec.	Avail. + Prop. Inc./Dec.	18-19	19-20	20-21	21-22	Total Budgeted up to 2022
CA Construction Admin	213,453	309,660	-96,207	0	213,453	-96,207	0	0	0	0	213,453
CON Construction	2,135,837	2,135,567	270	0	2,135,837	270	0	0	0	0	2,135,837
CTGY-CIP Contingency - CIP	170,763	111,153	59,610	0	170,763	59,610	0	0	0	0	170,763
EDA EDA	329,219	154,221	174,998	0	329,219	174,998	0	0	0	0	329,219
Expenditure Totals:	2,849,272	2,710,600	138,672	0	2,849,272	138,672	0	0	0	0	2,849,272

Fund Balance Required
 Budget+Prop. Inc./Dec. Available+Prop. Inc./Dec.
 Capital Grants - CIP Projects-3140 -445,280 -376,274



City of Modesto

Project #: 100779


PRN - Mary E. Grogan Community Park Maintenance Facility Building



James Enochs High School



Grogan Park



SULLIVAN AVE

Millbrook Ave

Telamsa Ct

Soguel Dr

Yerington Ct

Litt Rd

Kentfield Ct

Southgrove Ave

Steady Valley Ct

Bear River Ct

Summer Dr

Misty Ln

PRN - Mary E. Grogan Community Park Maintenance Facility Building **100779**

Capital Un-sponsored

Cost Center: 39999 **Category:** Parks System **Start Date:**
Hosting Fund: Parks Capital Facility Fee Fund-3460 **Type Class:** CFF Construction **End Date:**
Element Listing: Env Rsrscs & Opn Spcs **Area:** Village One **Status:** Active
Classification: Improvements **Manager:** Houx, Nathan G **Const. Code:** New or Future

Proj Desc: This project will construct a parks maintenance facility at the Mary E. Grogan Community Park which will allow Parks Maintenance staff to service the city parks in the NE area of the City of Modesto from this location.

Proj Stat: Project is in design phase with construction scheduled for 2019.

Revenues	Budget	Actuals+Commit	Available	Prop. Inc./Dec. for 17-18	Bud + Prop. Incr/Decr	Avail.+ Prop. Incr/Decr	18-19	19-20	20-21	21-22	Total Budgeted up to 2022
63130 Transfer In from Fund 3130	150,000	4,795	145,205	0	150,000	145,205	0	0	0	0	150,000
Revenue Totals:	150,000	4,795	145,205	0	150,000	145,205	0	0	0	0	150,000

Expenditures	Budget	Actual+Commit	Available	Prop. Inc./Dec. for 17-18	Budget+Prop. Inc./Dec.	Avail.+Prop. Inc./Dec.	18-19	19-20	20-21	21-22	Total Budgeted up to 2022
CA Construction Admin	20,000	0	20,000	0	20,000	20,000	0	0	0	0	20,000
CON Construction	400,000	0	400,000	0	400,000	400,000	0	0	0	0	400,000
CTGY-CIP Contingency - CIP	40,000	0	40,000	0	40,000	40,000	0	0	0	0	40,000
EDA Eng/Design/Admin	40,000	5,024	34,976	0	40,000	34,976	0	0	0	0	40,000
Expenditure Totals:	500,000	5,024	484,976	0	500,000	494,976	0	0	0	0	500,000

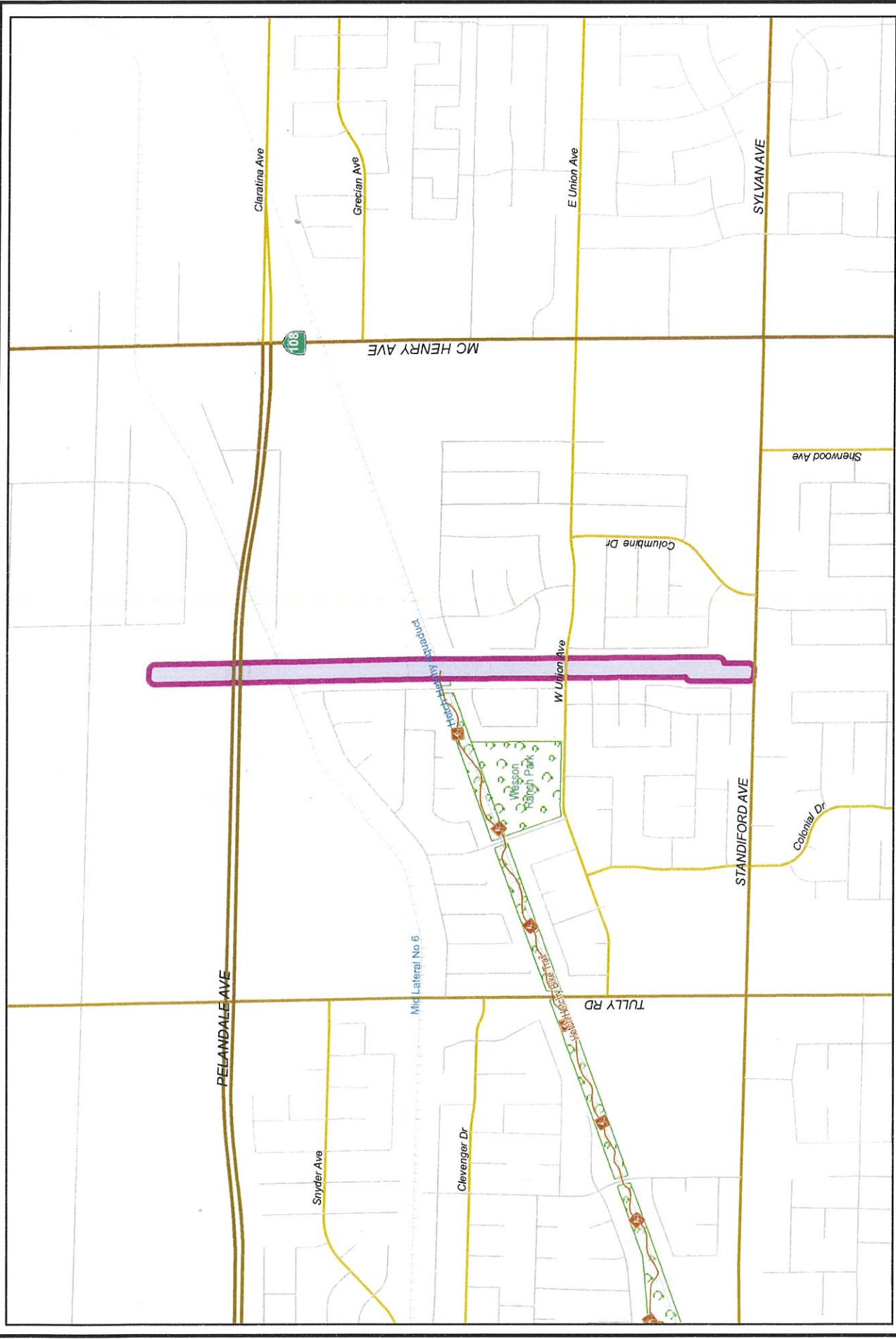
Fund Balance Required	Budget+Prop. Inc./Dec.	Avail.+Prop. Inc./Dec.
Parks Capital Facility Fee Fund-3460	350,000	349,770



City of Modesto

Project #: 100813

PRN - Virginia Corridor Phase 7 - Design



PRN - Virginia Corridor Phase 7 - Design

100813

Capital Un-sponsored

Cost Center: 39999
Hosting Fund: Capital Grants - CIP Projects-3140
Element Listing: Env Rsrcs & Opn Spcs
Classification: Improvements
Category: Parks System
Type Class: Infrastructure Preservation
Area: Within City
Manager: Houx, Nathan G
Start Date:
End Date:
Status: Active
Const. Code: New or Future

Proj Desc: This project is for the design and construction of the Virginia Corridor Phase 7 project which extends the Virginia Corridor from Woodrow Avenue, across Stanidford Avenue and ultimately ends at the Hetch-Hetchy Right of Way just south of Pelandale Avenue.

Proj Stat: Project is in design stage.

Revenues	Budget	Actuals+Commit	Available	Prop. Inc./Dec. for 17-18	Bud + Prop. Incr/Decr	Avail + Prop. Incr/Decr	18-19	19-20	20-21	21-22	Total Budgeted up to 2022
42110 Intergov - State - CA Department of Transportation	442,650	7,369	435,281	0	442,650	435,281	0	0	0	0	442,650
61520 Transfer In from Fund 1520	740,143	6,166	733,977	0	740,143	733,977	0	0	0	0	740,143
63460 Transfer In from Fund 3460	193,929	0	193,929	-193,929	0	0	0	0	0	0	0
Revenue Totals:	1,376,722	13,534	1,363,188	-193,929	1,182,793	1,169,259	0	0	0	0	1,182,793

Expenditures	Budget	Actual+Commit	Available	Prop. Inc./Dec. for 17-18	Budget+Prop. Inc./Dec.	Avail + Prop. Inc./Dec.	18-19	19-20	20-21	21-22	Total Budgeted up to 2022
CON Construction	0	0	0	682,793	682,793	682,793	0	0	0	0	682,793
EDA Eng/Design/Admin	500,000	13,963	486,037	0	500,000	486,037	0	0	0	0	500,000
Expenditure Totals:	500,000	13,963	486,037	682,793	1,182,793	1,168,830	0	0	0	0	1,182,793

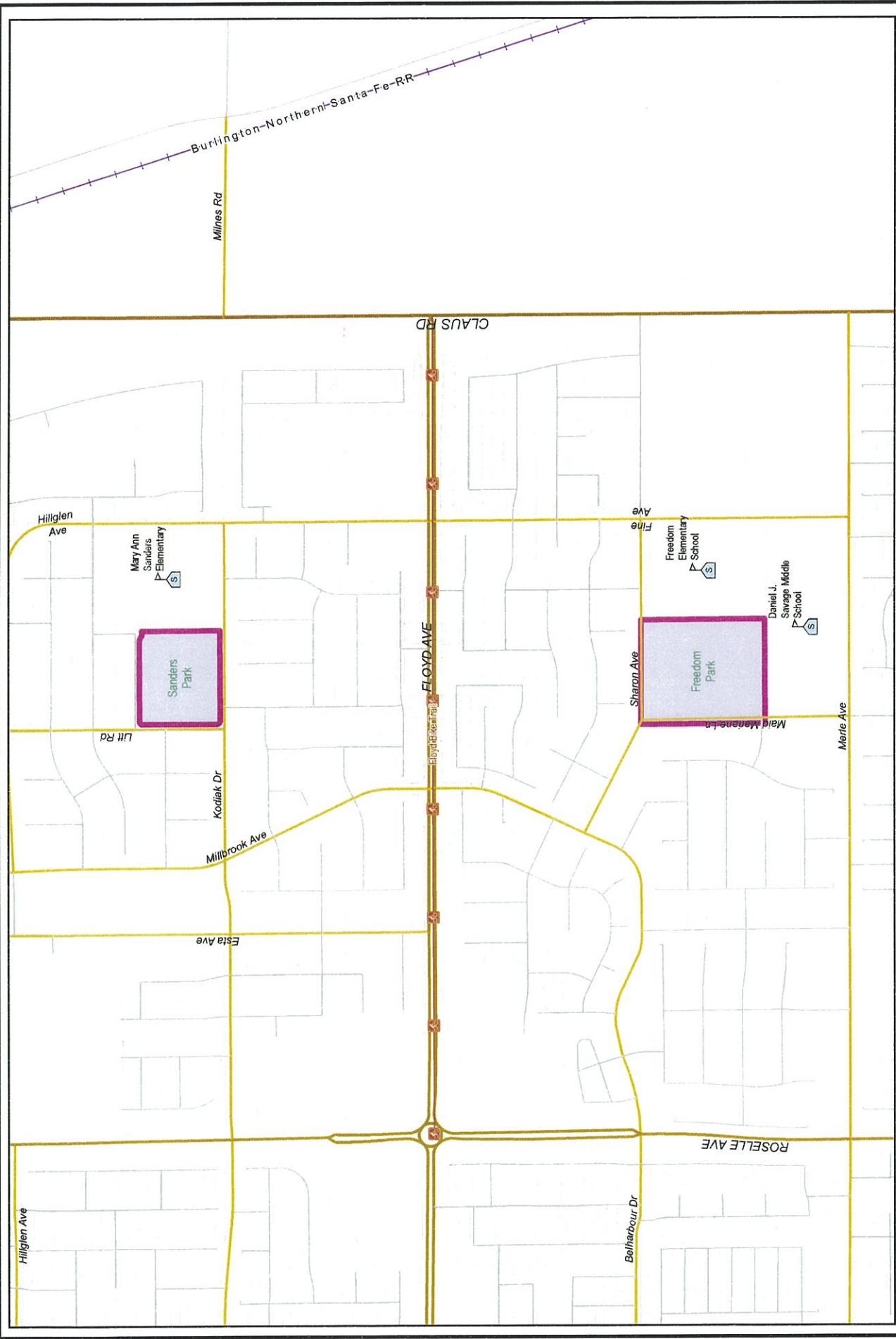
Fund Balance Required	Budget+Prop. Inc./Dec.	Available+Prop. Inc./Dec.
Capital Grants - CIP Projects-3140	0	-429



City of Modesto

Project #: 100892

PRN - Sanders and Freedom Neighborhood Parks Renovation Project



PRN - Sanders and Freedom Neighborhood Parks Renovation Project

100892

Capital Un-sponsored

Cost Center: 14999
Hosting Fund: Village One #2 CFD Fund-3290
Element Listing: Env Rsrccs & Opn Spcs
Classification: Replacement
Category: Parks System
Type Class: CFD Parks
Area: Village One
Manager: Houx, Nathan G
Start Date:
End Date:
Status: Active
Const. Code: New or Future

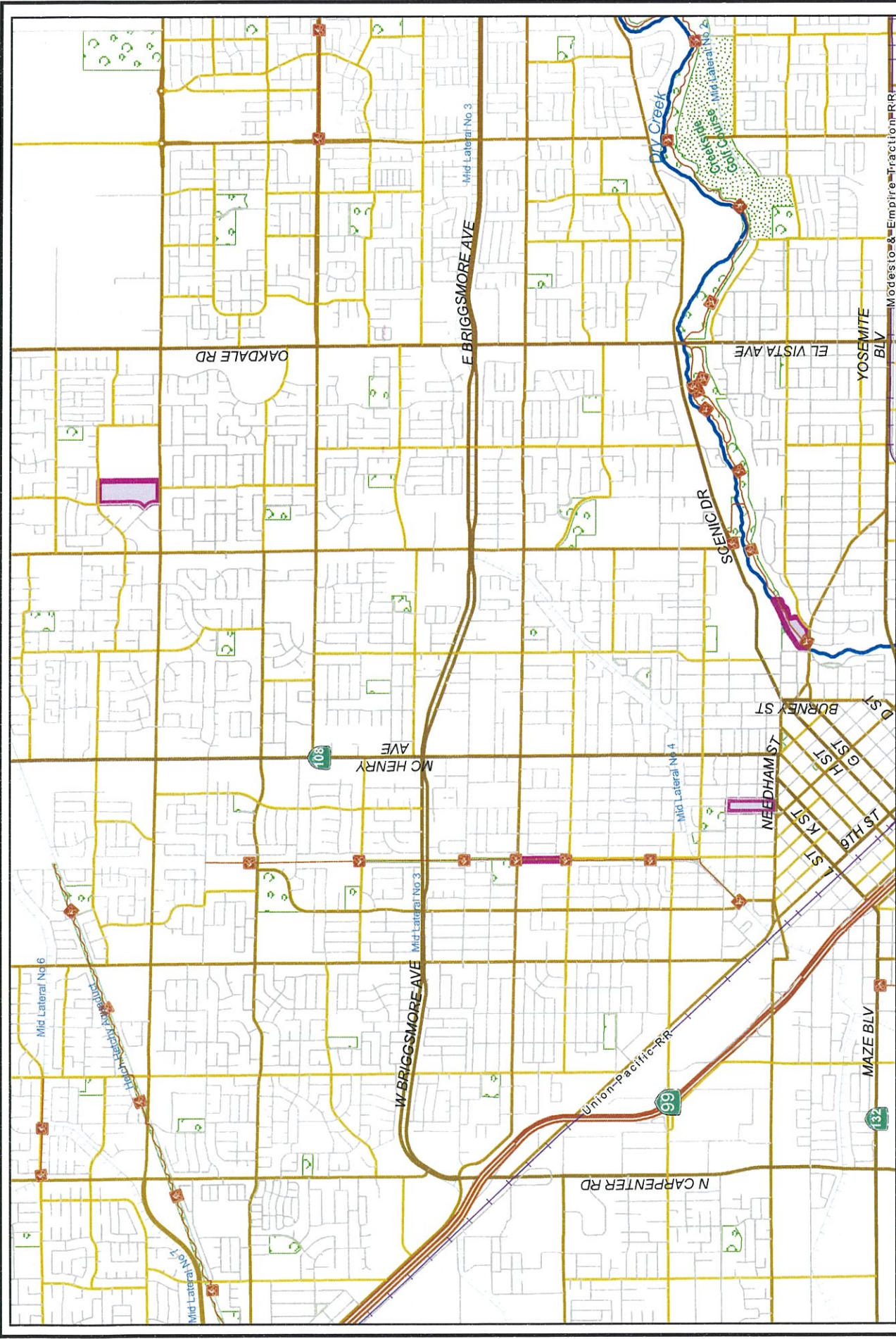
Proj Desc: Playground improvements at Freedom and Sanders Park will replace current play equipment and site furnishings that are outdated or worn out. In addition, the existing rubber surfacing will be upgraded to a newer, longer-lasting play surfacing.

Proj Stat: Project is Active.

Revenues	Budget	Actuals+Commit	Available	Prop. Inc./Dec. for 17-18	Bud + Prop. Incr/Decr	Avail. + Prop. Incr/Decr	18-19	19-20	20-21	21-22	Total Budgeted up to 2022
63200 Transfer In from Fund 3200	153,550	153,550	0	0	153,550	0	0	0	0	0	153,550
Revenue Totals:	153,550	153,550	0	0	153,550	0	0	0	0	0	153,550

Expenditures	Budget	Actual+Commit	Available	Prop. Inc./Dec. for 17-18	Budget+Prop. Inc./Dec.	Avail.+Prop. Inc./Dec.	18-19	19-20	20-21	21-22	Total Budgeted up to 2022
CA Construction Admin	23,600	22	23,578	0	23,600	23,578	0	0	0	0	23,600
CON Construction	236,300	0	236,300	0	236,300	236,300	0	0	0	0	236,300
CTGY-CIP Contingency - CIP	23,600	0	23,600	0	23,600	23,600	0	0	0	0	23,600
EDA Eng/Design/Admin	23,600	19,763	3,837	0	23,600	3,837	0	0	0	0	23,600
Expenditure Totals:	307,100	19,785	287,315	0	307,100	287,315	0	0	0	0	307,100

Fund Balance Required	Budget+Prop. Inc./Dec.	Available+Prop. Inc./Dec.
Village One #2 CFD Fund-3290	153,550	287,315



City of Modesto

Project #: 100911

Various Parks Partners Projects 2016



PRN - Various Parks Partners Projects 2016

100911

Capital Un-sponsored

Cost Center: 14999
 Hosting Fund: Parks Fund-3130
 Element Listing: Comm Dev
 Classification: Improvements

Category: Parks System
 Type Class: General Improvements
 Area: Within City
 Manager: Houx, Nathan G

Start Date:
 End Date:
 Status: Active
 Const. Code: New or Future

Proj Desc: This project will house all Park Partner's projects. Tasks are being utilized to track each projects revenue and expenses. The potential projects are tentative and are listed in the expense budget.

Proj Stat: Ongoing - Projects are identified and reviewed as volunteer organizations come forward.

Revenues	Budget	Actuals+Commit	Available	Prop. Inc./Dec. for 17-18	Bud + Prop. Incr/Decr	Avail. + Prop. Incr/Decr	18-19	19-20	20-21	21-22	Total Budgeted up to 2022
47005 Miscellaneous Revenue	28,890	0	28,890	0	28,890	28,890	20,400	0	0	0	49,290
Revenue Totals:	28,890	0	28,890	0	28,890	28,890	20,400	0	0	0	49,290

Expenditures	Budget	Actual+Commit	Available	Prop. Inc./Dec. for 17-18	Budget+Prop. Inc./Dec.	Avail.+Prop. Inc./Dec.	18-19	19-20	20-21	21-22	Total Budgeted up to 2022
Bellenita Soccer-EDA	5,000	4,615	385	0	5,000	385	0	0	0	0	5,000
Bellenita Soccer-ENV	10,000	8,555	1,445	0	10,000	1,445	0	0	0	0	10,000
BP Playground-CC	0	0	0	0	0	0	0	0	0	0	0
BP Playground-CCF	0	0	0	0	0	0	0	0	0	0	0
BP Playground-CON	0	0	0	0	0	0	0	0	0	0	0
BP Playground-EDA	0	0	0	0	0	0	0	0	0	0	0
East La Loma Play-CCF	5,000	0	5,000	0	5,000	5,000	0	0	0	0	5,000
East La Loma Play-CON	10,000	0	10,000	0	10,000	10,000	0	0	0	0	10,000
East La Loma Play-EDA	5,000	1,007	3,993	0	5,000	3,993	0	0	0	0	5,000
Garrison Park Improve-CON	6,000	4,588	1,412	0	6,000	1,412	0	0	0	0	6,000
Garrison Park Improve-EDA	2,000	164	1,836	0	2,000	1,836	0	0	0	0	2,000
Gen. Parks Partners-CTGY	304,662	0	304,662	0	304,662	304,662	0	0	0	0	304,662
John Thurman Improve-CON	2,784	2,784	0	0	2,784	0	0	0	0	0	2,784
Kewin Park Improve-CCF	0	0	0	0	0	0	0	0	0	0	0
Kewin Park Improve-EDA	2,000	0	2,000	-2,000	0	0	0	0	0	0	0
Mancini Bowl-CON	0	0	0	0	0	0	0	0	0	0	0
Mancini Bowl-EDA	15,000	1,453	13,547	0	15,000	13,547	0	0	0	0	15,000
McHenry Mansion-CON	18,000	18,000	0	0	18,000	0	0	0	0	0	18,000

Orchard Park Improve-CON	OP Improve-CON	5,000	1,543	3,457	0	5,000	3,457	0	0	0	0	5,000
Orchard Park Improve-EDA	OP Improve-EDA	1,000	1,738	-738	1,000	2,000	262	0	0	0	0	2,000
Pavilion VC-CC	Pavilion VC-CC	0	0	0	0	0	0	0	0	0	0	0
Pavilion VC-CON	Pavilion VC-CON	0	0	0	0	0	0	0	0	0	0	0
Pavilion VC-EDA	Pavilion VC-EDA	0	0	0	0	0	0	0	0	0	0	0
Sand Volley BP-CCF	Sand Volley BP-CCF	0	0	0	0	0	0	0	0	0	0	0
Sand Volley BP-CON	Sand Volley BP-CON	0	0	0	0	0	0	0	0	0	0	0
Sand Volley BP-EDA	Sand Volley BP-EDA	0	0	0	0	0	0	0	0	0	0	0
Shade BP-CON	Shade BP-CON	0	0	0	0	0	0	0	0	0	0	0
Shade BP-EDA	Shade BP-EDA	0	0	0	0	0	0	0	0	0	0	0
Expenditure Totals:		391,446	44,446	347,000	-1,000	390,446	346,000	0	0	0	0	390,446

	Budget+Prop. Inc./Dec.	Available+Prop. Inc./Dec.
Fund Balance Required		
Parks Fund-3130	361,556	317,110

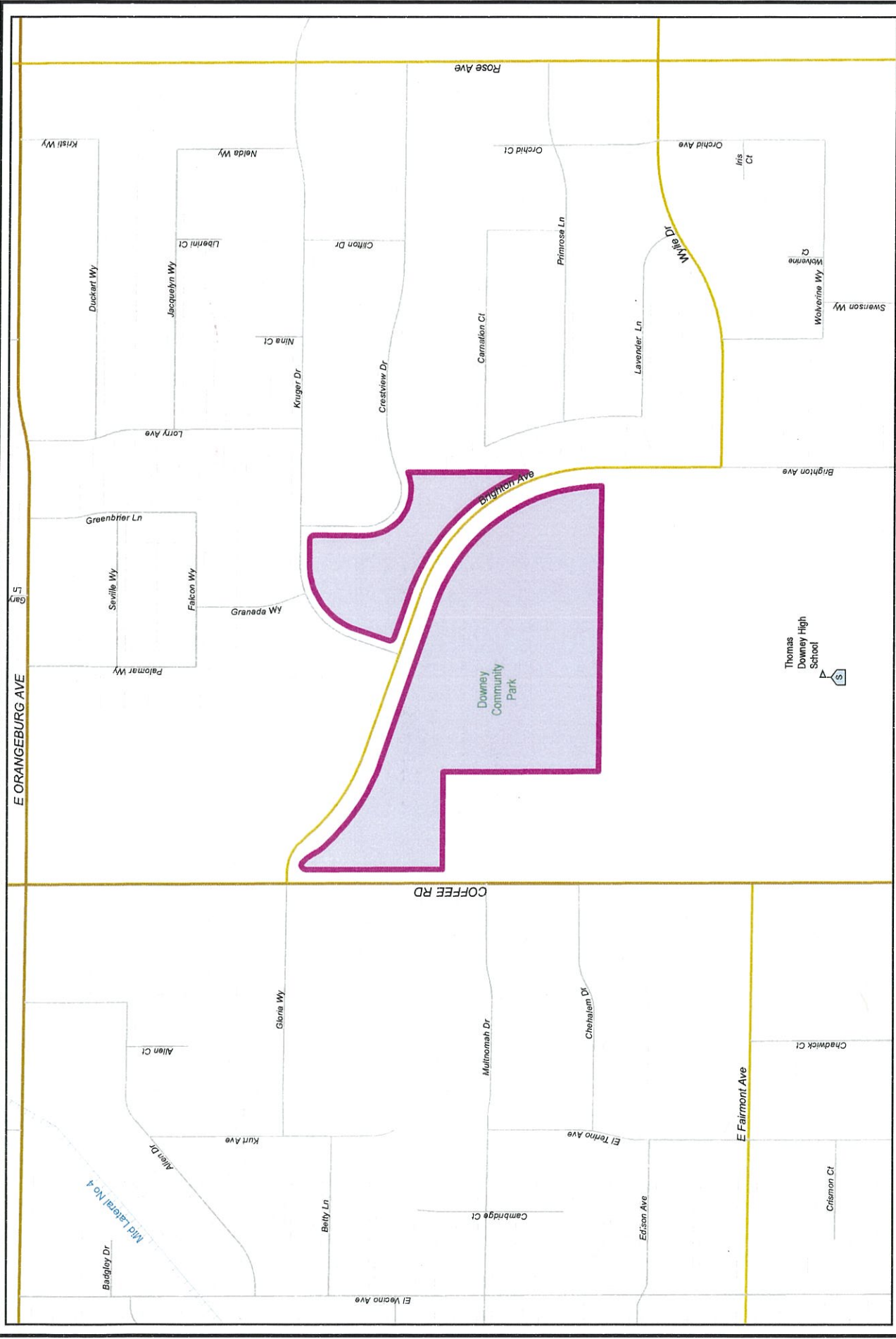
THIS PAGE LEFT BLANK
INTENTIONALLY



City of Modesto

Project #: 100922

Downey Shade Structure Replacement



E ORANGEBURG AVE

COFFEE RD

ROSE AVE

MULTNOMAH DR

CAMBRIDGE CT

EI VECNO AVE

BETTY LN

ALLEN DR

KURT AVE

ALLEN CT

STELLA WY

GRANADA WY

FALCON WY

SEVILLE WY

GREENBRIER LN

LORY AVE

NINA CT

KRUGER DR

LIBERTI CT

JACQUELYN WY

DUCKART WY

KRIST WY

CLIFTON DR

CRESTVIEW DR

CARMALON CT

PRIMROSE LN

ORCHID CT

WOLVERINE WY

SWENSON WY

WYKIE DR

LAVERNER LN

ORCHID AVE

INS CT

BRIGHTON AVE

THOMAS DOWNAY HIGH SCHOOL

E FAIRMONT AVE

EDISON AVE

CHADWICK CT

CHESALEM DR

EI TETHO AVE

CRISMON CT

BRIDGLOY DR

MCD LATERAL NO 4

DOWNEY COMMUNITY PARK

PRN - Downey Shade Structure Replacement

100922

Capital Un-sponsored

Cost Center: 14999
Hosting Fund: Parks Fund-3130
Element Listing: Comm Svcs & Fac Replacement
Classification: Replacement
Category: Parks System
Type Class: General Improvements
Area: Within City
Manager: Houx, Nathan G
Start Date:
End Date:
Status: Active
Const. Code: New or Future

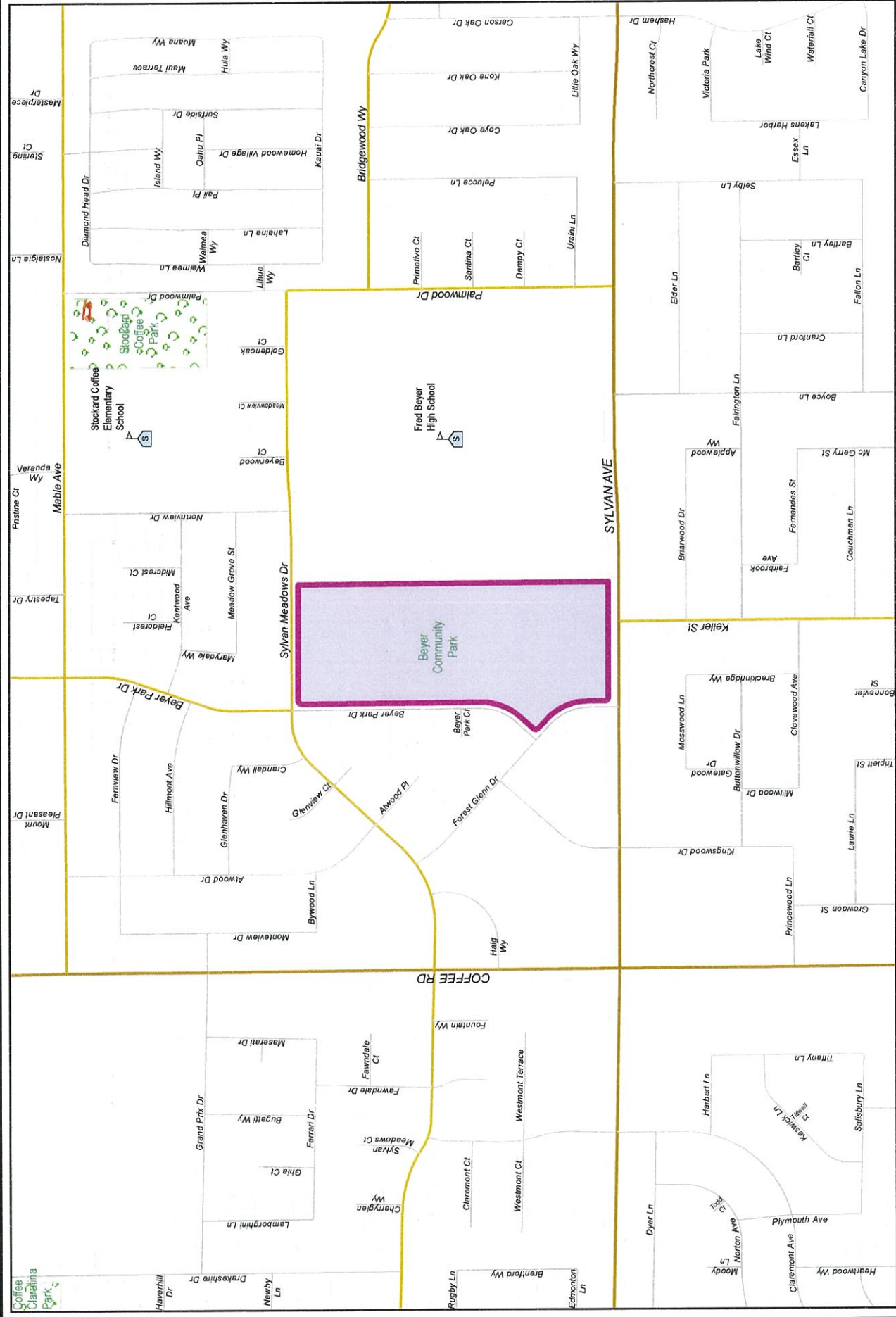
Proj Desc: This project will demolish the existing shade structure at Downey Park and construct a replacement shade structure in its place. The project will include the following tasks; demolition of concrete pad & wood shade structure; construction of new concrete surface area as well as a new, metal shade structure. Site amenities may include the installation of additional picnic tables as well as safety lighting.

Proj Stat: Project was approved by Council on March 8, 2016. Construction expected to begin Fall 2017.

Revenues	Budget	Actuals+Commit Available	Prop. Inc./Dec. for 17-18	Bud + Prop. Incr/Decr	Avail.+ Prop. Incr/Decr	18-19	19-20	20-21	21-22	Total Budgeted up to 2022
65800 Transfer in from Fund 5800	200,000	200,000	0	200,000	0	0	0	0	0	200,000
Revenue Totals:	200,000	200,000	0	200,000	0	0	0	0	0	200,000

Expenditures	Budget	Actual+Commit Available	Prop. Inc./Dec. for 17-18	Budget+Prop. Incr./Dec.	Avail.+Prop. Incr./Dec.	18-19	19-20	20-21	21-22	Total Budgeted up to 2022
CON Construction	175,000	0	35,000	210,000	210,000	0	0	0	0	210,000
CTGY-CIP Contingency - CIP	8,000	0	12,000	20,000	20,000	0	0	0	0	20,000
EDA Eng/Design/Admin	17,000	1,982	3,000	20,000	18,018	0	0	0	0	20,000
Expenditure Totals:	200,000	1,982	50,000	250,000	248,018	0	0	0	0	250,000

Fund Balance Required	Budget+Prop. Incr./Dec.	Available+Prop. Incr./Dec.
Parks Fund-3130	50,000	248,018



City of Modesto
 Project #: 100984

PRN - Awesome Spot Playground at Beyer Park



PRN - Awesome Spot Playground at Beyer Park

100984

Capital Un-sponsored

Cost Center: PRN - Capital Projects-39999 **Category:** Parks System **Start Date:**
Hosting Fund: Parks Fund-3130 **Type Class:** Miscellaneous **End Date:**
Element Listing: Comm Svcs & Fac **Area:** Within City **Status:** New
Classification: Replacement **Manager:** Houx, Nathan G **Const. Code:** New or Future

Proj Desc: The project will design and construct an inclusive playground at Beyer Community Park. The project will likely have grant funds and donated revenue.

Proj Stat: Planning and Fundraising stage

Revenues	Budget	Actuals+Commit	Available	Prop. Inc./Dec. for 17-18	Bud + Prop. Incr/Decr	Avail.+ Prop. Incr/Decr	18-19	19-20	20-21	21-22	Total Budgeted up to 2022
47031 Miscellaneous Donations/Contribution - Non- Intergov	500	640	-140	0	500	-140	0	0	0	0	500
Revenue Totals:	500	640	-140	0	500	-140	0	0	0	0	500

Expenditures	Budget	Actual+Commit	Available	Prop. Inc./Dec. for 17-18	Budget+Prop. Inc./Dec.	Avail.+Prop. Inc./Dec.	18-19	19-20	20-21	21-22	Total Budgeted up to 2022
CON Construction	500	0	500	0	500	500	0	0	0	0	500
EDA Eng/Design/Admin	14,000	7,761	6,239	0	14,000	6,239	0	0	0	0	14,000
ENV CIP - Environmental	1,000	0	1,000	0	1,000	1,000	0	0	0	0	1,000
Expenditure Totals:	15,500	7,761	7,739	0	15,500	7,739	0	0	0	0	15,500

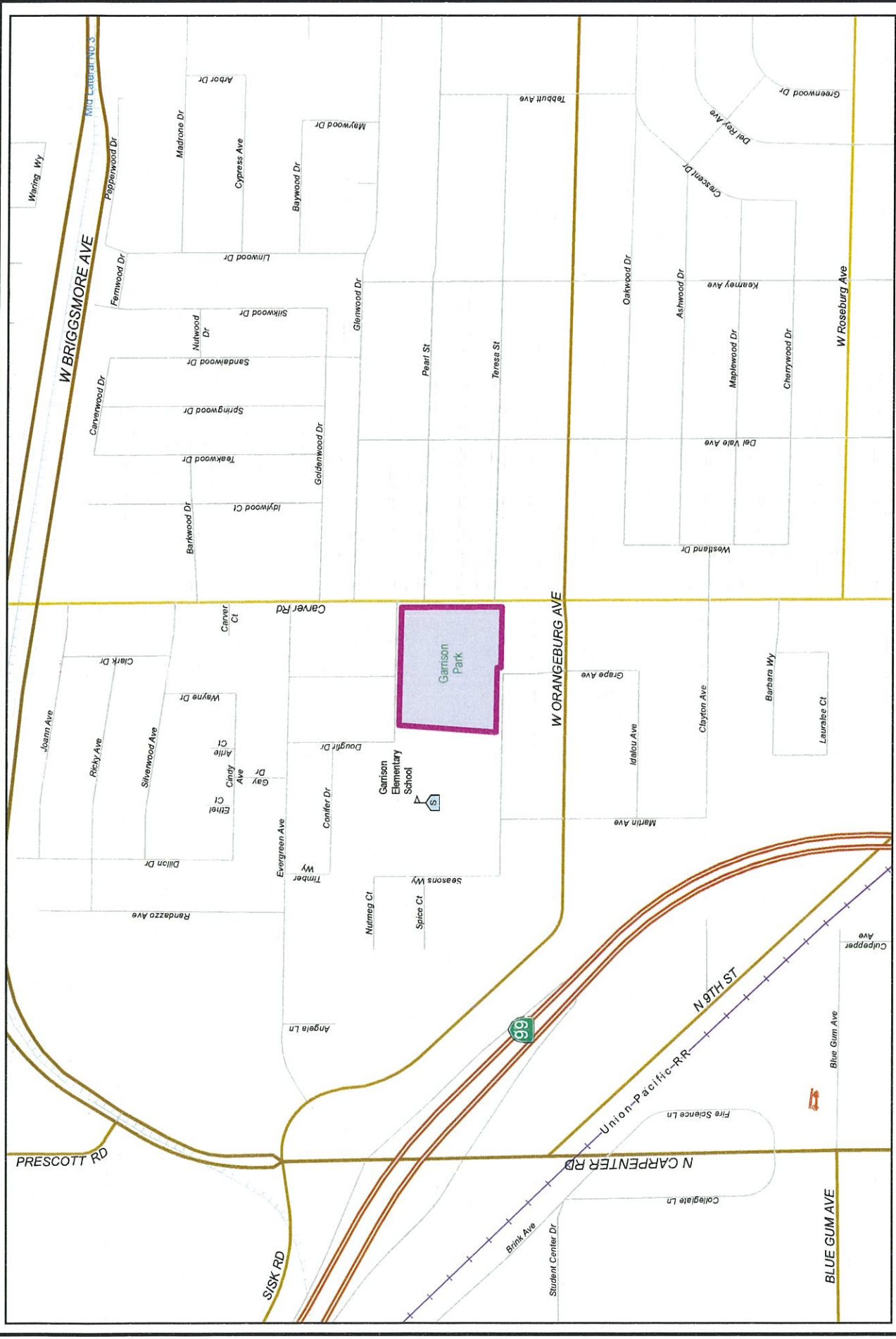
Fund Balance Required	Budget+Prop. Inc./Dec.	Available+Prop. Inc./Dec.
Parks Fund-3130	15,000	7,879



City of Modesto

Project #: 100989

PRN - Garrison Neighborhood Park Renovation



W BRIGGSMORE AVE

W ORANGEBURG AVE

BLUE GUM AVE

PRESCOTT RD

SISK RD

N CARPENTER RD

N 9TH ST



Garrison Elementary School

Garrison Park

Arbor Dr
Madrone Dr
Cypress Ave
Baywood Dr
Linwood Dr
Maywood Dr
Fermwood Dr
Centerwood Dr
Nilkwood Dr
Sandilwood Dr
Spingwood Dr
Teakwood Dr
Barkwood Dr
Iaywood Ct
Goldenwood Dr
Glenwood Dr
Pearl St
Teresa St
Tebbutt Ave
Greenwood Dr
Del Rey Ave
Crescent Dr
Oakwood Dr
Ashwood Dr
Kenney Ave
Maplewood Dr
Cherrywood Dr
Del Vale Ave
Westland Dr

Joann Ave
Ricky Ave
Silverwood Ave
Wayne Dr
Clark Dr
Canver Ct
Carver Rd
Candy Ave
Arlie Ct
Ethel Ct
Dillon Dr
Randazzo Ave
Evergreen Ave
Timber Wy
Conifer Dr
Douglin Dr
Nimes Ct
Spice Ct
Seasons Wy
Martin Ave
Idalou Ave
Grape Ave
Clayton Ave
Barbara Wy
Lauralse Ct

Blue Gum Ave
Culpepper Ave
Fire Science Ln
Collegiate Ln
Brink Ave
Student Center Dr
Blue Gum Ave

PRN - Garrison Neighborhood Park Renovation

100989

Capital Un-sponsored

Cost Center: 39999
 Hosting Fund: Capital Grants - Parks CIP Projects-3150
 Element Listing: Comm Svcs & Fac
 Classification: Improv
 Category: Parks System
 Type Class: General Improvements
 Area: Within City
 Manager: Houx, Nathan G
 Start Date: 2017
 End Date: 2018
 Status: New
 Const. Code: New or Future

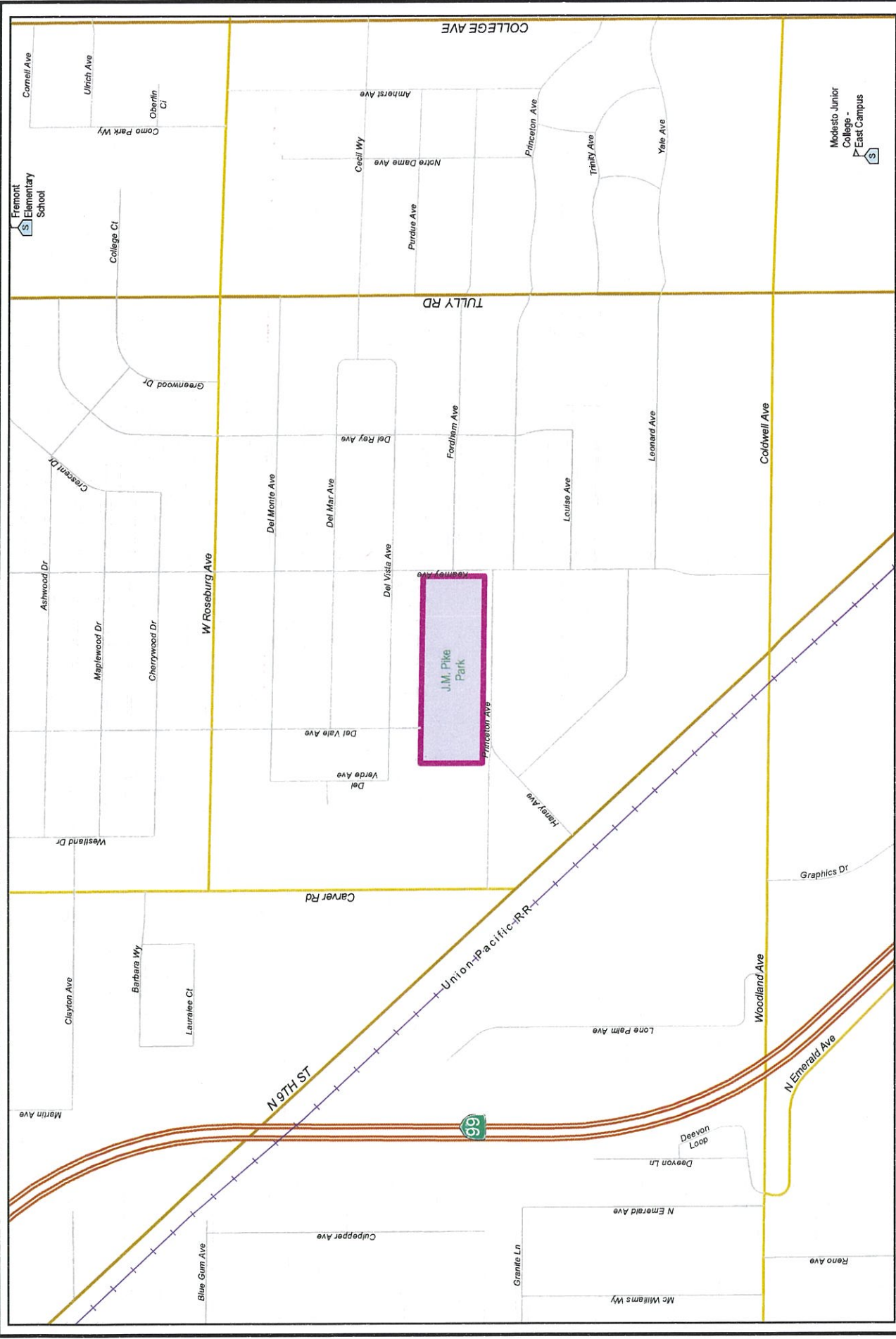
Proj Desc:

Proj Stat:

Revenues	Budget	Actuals+Commit	Available	Prop. Inc./Dec. for 17-18	Bud + Prop. Incr/Decr	Avail.+ Prop. Incr/Decr	18-19	19-20	20-21	21-22	Total Budgeted up to 2022
42145 Intergov - State - Housing and Community Development - Housing Policy Development	255,000	0	255,000	0	255,000	255,000	0	0	0	0	255,000
Revenue Totals:	255,000	0	255,000	0	255,000	255,000	0	0	0	0	255,000

Expenditures	Budget	Actual+Commit	Available	Prop. Inc./Dec. for 17-18	Budget+Prop. Inc./Dec.	Avail.+Prop. Inc./Dec.	18-19	19-20	20-21	21-22	Total Budgeted up to 2022
CA Construction Admin	18,000	0	18,000	0	18,000	18,000	0	0	0	0	18,000
CON Construction	203,000	0	203,000	0	203,000	203,000	0	0	0	0	203,000
CTGY Constingency - CIP	16,000	0	16,000	0	16,000	16,000	0	0	0	0	16,000
EDA Eng/Design/Admin	18,000	0	18,000	0	18,000	18,000	0	0	0	0	18,000
Expenditure Totals:	255,000	0	255,000	0	255,000	255,000	0	0	0	0	255,000

Fund Balance Required	Budget+Prop. Inc./Dec.	Avail.+Prop. Inc./Dec.
Capital Grants - Parks CIP Projects-3150	0	0



City of Modesto
 Project #: 100995
 PRN - Pike Neighborhood Park Renovation



PRN - Pike Neighborhood Park Renovation

100995

Capital Un-sponsored

Cost Center: 39999 Category: Parks System Start Date: 2017
 Hosting Fund: Capital Grants - Parks CIP Projects-3150 Type Class: General Improvements End Date: 2018
 Element Listing: Comm Svcs & Fac Area: Within City Status: New
 Classification: Improv Manager: Houx, Nathan G Const. Code: New or Future

Proj Desc:

Proj Stat:

Revenues

	Budget	Actuals+Commit	Available	Prop. Inc./Dec. for 17-18	Bud + Prop. Incr/Decr	Avail.+ Prop. Incr/Decr	18-19	19-20	20-21	21-22	Total Budgeted up to 2022
42145 Intergov - State - Housing and Community Development - Housing Policy Development	527,150	0	527,150	0	527,150	527,150	0	0	0	0	527,150
Revenue Totals:	527,150	0	527,150	0	527,150	527,150	0	0	0	0	527,150

Expenditures

	Budget	Actual+Commit	Available	Prop. Inc./Dec. for 17-18	Budget+Prop. Inc./Dec.	Avail.+Prop. Inc./Dec.	18-19	19-20	20-21	21-22	Total Budgeted up to 2022
CA Construction Admin	0	0	0	0	0	0	0	0	0	0	0
CA Construction Admin	38,000	0	38,000	0	38,000	38,000	0	0	0	0	38,000
CON Construction	417,150	0	417,150	0	417,150	417,150	0	0	0	0	417,150
CTGY Contingency - CIP	34,000	0	34,000	0	34,000	34,000	0	0	0	0	34,000
EDA Eng/Design/Admin	38,000	0	38,000	0	38,000	38,000	0	0	0	0	38,000
Expenditure Totals:	527,150	0	527,150	0	527,150	527,150	0	0	0	0	527,150

Fund Balance Required

Capital Grants - Parks CIP Projects-3150

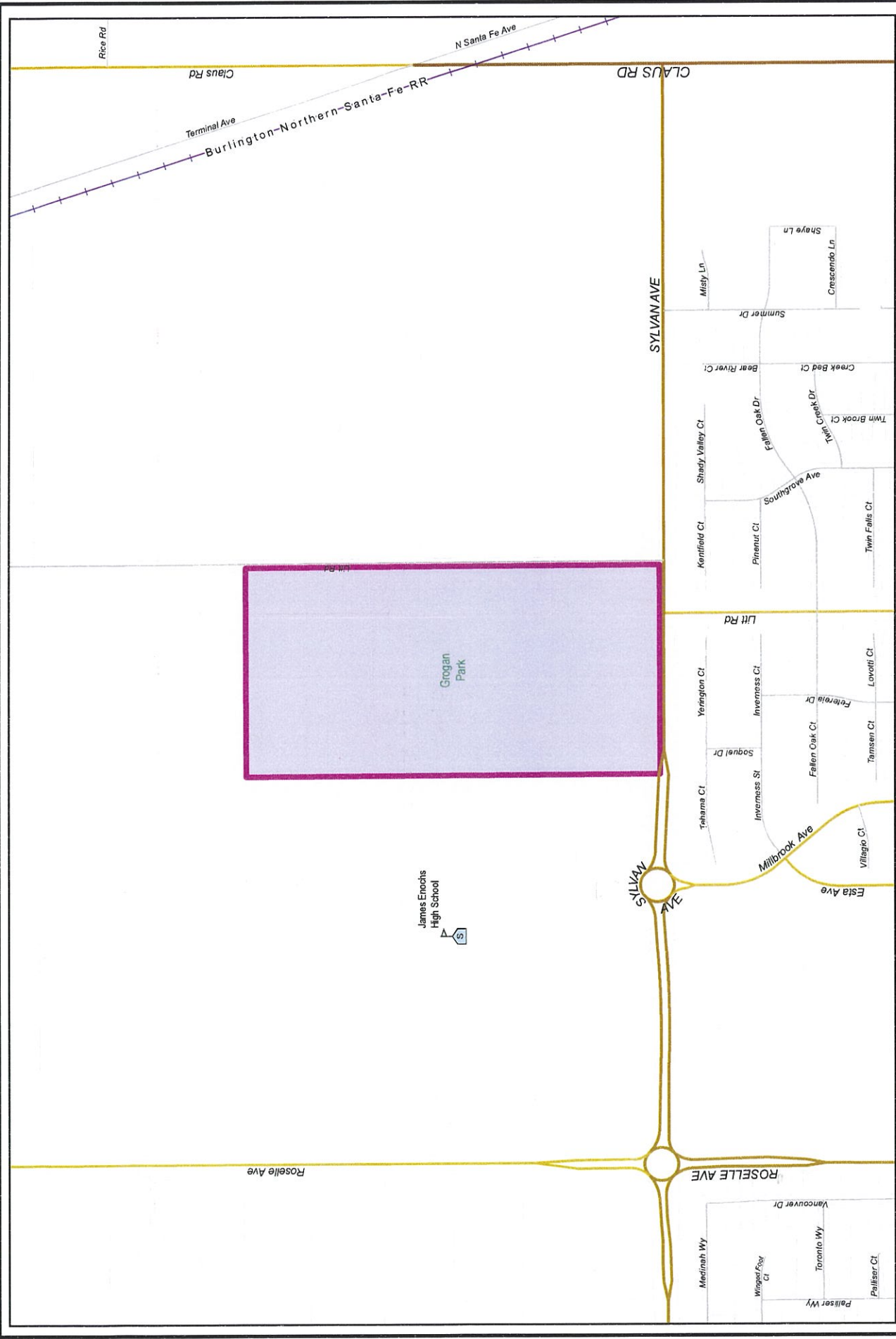
Budget+Prop. Inc./Dec.	Avail.+Prop. Inc./Dec.
0	0



City of Modesto

Project #: 101017

Mary E. Grogan Community Park - Phase 2



Rice Rd

Claus Rd

N Santa Fe Ave

CLAUS RD

Terminal Ave

Burlington-Northern-Santa-Fe-RR

SYLVAN AVE

Misty Ln
Summer Dr
Crescendo Ln

Creek Bed Ct
Bear River Ct

Shady Valley Ct
Fallen Oak Dr
Twin Brook Ct

Kenfield Ct
Pine Nut Ct
Twin Falls Ct

Litt Rd

Yerington Ct
Inverness Ct
Lovetti Ct

Soquel Dr
Fallen Oak Ct
Tamsen Ct

SYLVAN AVE

Millbrook Ave
Village Ct

Esta Ave

James Enochs High School



Roselle Ave

ROSELLE AVE

Medinah Wy
Wigwag Pkwy Ct
Toronto Wy
Palliser Wy
Palliser Ct

PRN - Mary E. Grogan Community Park - Phase 2

101017

Capital Unspended

Cost Center: 39999 **Category:** Parks System **Start Date:** 2018
Hosting Fund: Parks Capital Facility Fee Fund-3460 **Type Class:** CFF Construction **End Date:** 2020
Element Listing: Comm Svcs & Fac **Area:** Village One **Status:** New
Classification: Improv **Manager:** Houx, Nathan G **Const. Code:** New or Future

Proj Desc: The project will comprise of the design, bidding and construction of Phase 2 of Mary E. Grogan Community Park. The project will include completion of the rest of the community park portion of the project which will include grading, drainage, irrigation, landscaping, sidewalks, play area, shade structure, drinking fountains, picnic tables, benches, security lighting and other park amenities.

Proj Stat:

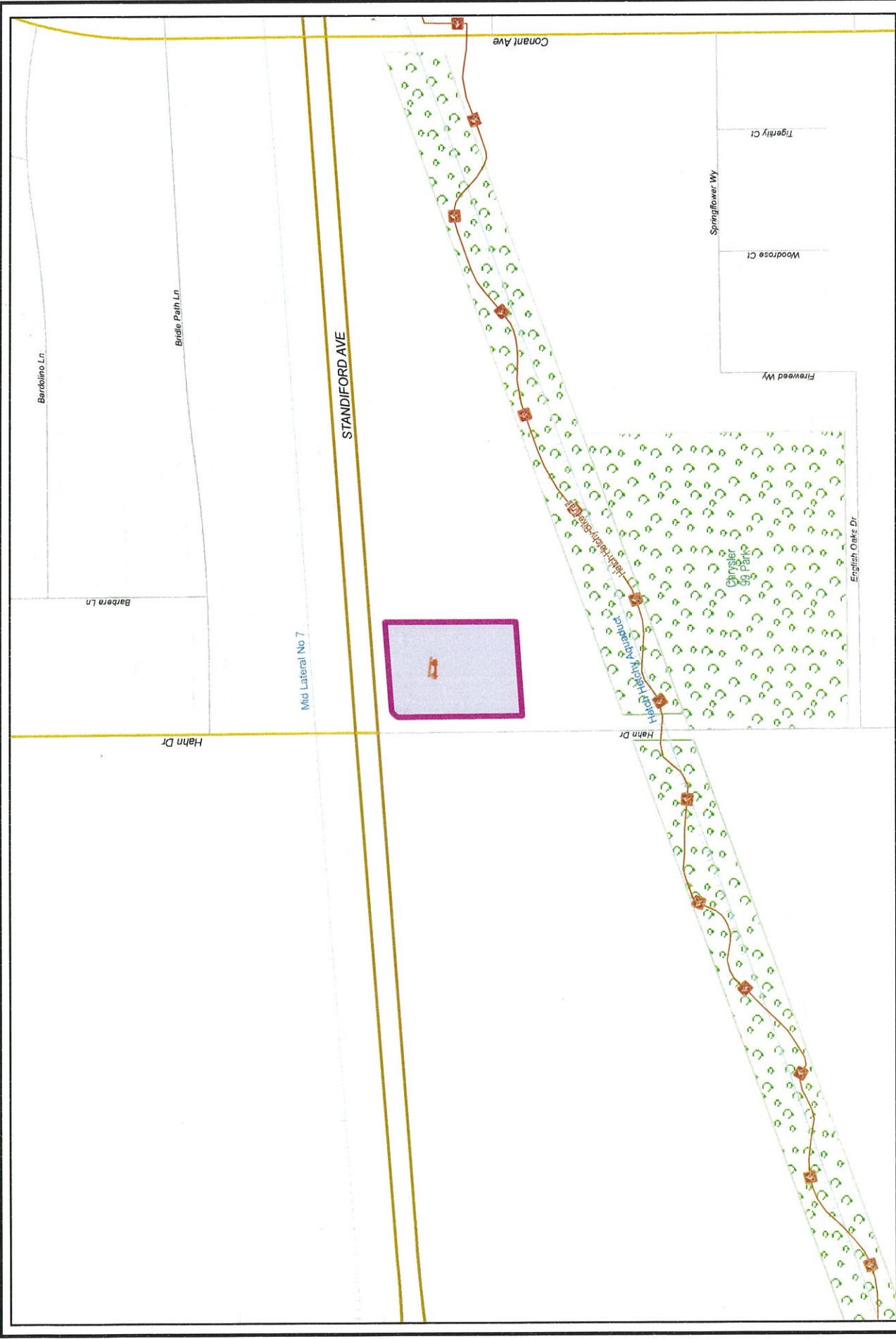
Revenues	Budget	Actuals+Commit	Available	Prop. Inc./Dec. for 17-18	Bud + Prop. Incr/Decr	Avail.+ Prop. Incr/Decr	18-19	19-20	20-21	21-22	Total Budgeted up to 2022
	0	0	0	0	0	0	0	0	0	0	0
Revenue Totals:	0	0	0	0	0	0	0	0	0	0	0

Expenditures	Budget	Actual+Commit	Available	Prop. Inc./Dec. for 17-18	Budget+Prop. Inc./Dec.	Avail.+Prop. Inc./Dec.	18-19	19-20	20-21	21-22	Total Budgeted up to 2022
CA Construction Admin	0	0	0	150,000	150,000	150,000	0	0	0	0	150,000
CON Construction	0	0	0	1,500,000	1,500,000	1,500,000	0	0	0	0	1,500,000
CTGY Consistency - CIP	0	0	0	150,000	150,000	150,000	0	0	0	0	150,000
EDA Eng/Design/Admin	0	0	0	150,000	150,000	150,000	0	0	0	0	150,000
Expenditure Totals:	0	0	0	1,950,000	1,950,000	1,950,000	0	0	0	0	1,950,000

Fund Balance Required
 Parks Capital Facility Fee Fund-3460
 Budget+Prop. Inc./Dec. 1,950,000
 Available+Prop. Inc./Dec. 1,950,000

THIS PAGE LEFT BLANK
INTENTIONALLY

THIS PAGE LEFT BLANK
INTENTIONALLY



City of Modesto
Project #: 100912

MPD - P25 Interoperability Radio Tower Construction at Fire Station 6



MPD - P25 Interoperability Radio Tower Construction at Fire Station 6

100912

Capital Un-sponsored

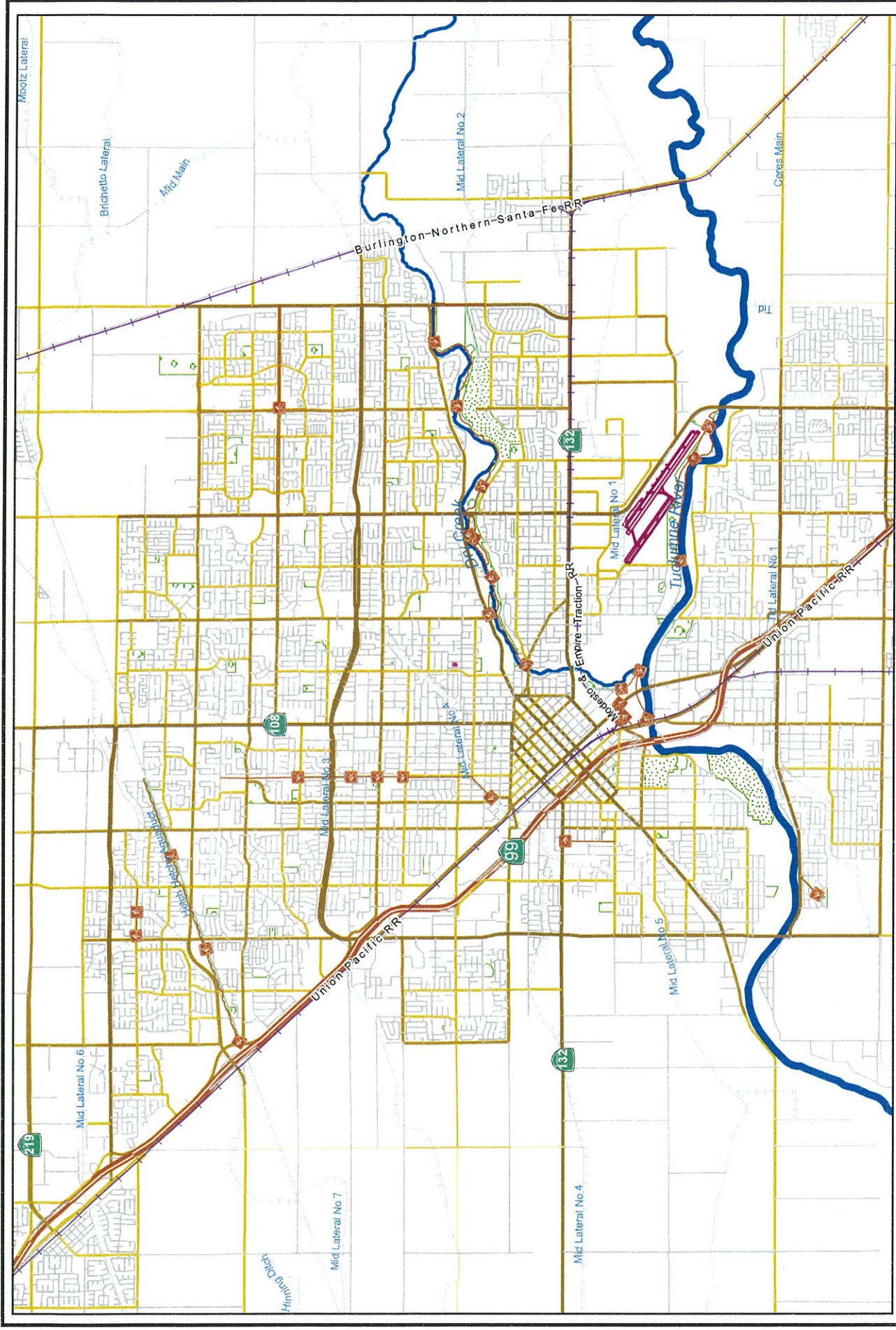
Cost Center: 19999 **Category:** Police **Start Date:**
Hosting Fund: Special Fund for Capital Outlay-3120 **Type Class:** Police **End Date:**
Element Listing: Public Safety **Area:** System Wide **Status:** New
Classification: Improvements **Manager:** Carroll, Galen **Const. Code:** New or Future

Proj Desc: This project is being created for the construction and installation of a 160 foot radio tower and components at Fire Station No. 6, as part of the P25 Linear Simulcast Communication system.
Proj Stat: Installation of a P25 Interoperability Radio Tower at Fire Station 6 has commenced. It is anticipated that installation will be completed in June 2016.

Revenues	Budget	Actuals+Commit	Available	Prop. Inc./Dec. for 17-18	Bud + Prop. Incr/Decr	Avail.+ Prop. Incr/Decr	18-19	19-20	20-21	21-22	Total Budgeted up to 2022
60100 Transfer in from Fund 0100	300,000	300,000	0	0	300,000	0	0	0	0	0	300,000
Revenue Totals:	300,000	300,000	0	0	300,000	0	0	0	0	0	300,000

Expenditures	Budget	Actual+Commit	Available	Prop. Inc./Dec. for 17-18	Budget+Prop. Incr./Dec.	Avail.+Prop. Incr./Dec.	18-19	19-20	20-21	21-22	Total Budgeted up to 2022
CON Construction	275,528	275,527	1	0	275,528	1	0	0	0	0	275,528
EA EA	24,472	21,780	2,692	0	24,472	2,692	0	0	0	0	24,472
Expenditure Totals:	300,000	297,307	2,693	0	300,000	2,693	0	0	0	0	300,000

Fund Balance Required	Budget+Prop. Incr./Dec.	Available+Prop. Incr./Dec.
Special Fund for Capital Outlay-3120	0	2,693



City of Modesto

Project #: 100919

MPD - Radios Purchase for MPD



MPD - Radios Purchase for MPD

100919

Capital Un-sponsored

Cost Center: 19999 **Category:** Police **Start Date:**
Hosting Fund: Special Fund for Capital Outlay-3120 **Type Class:** Police **End Date:**
Element Listing: Public Safety **Area:** System Wide **Status:** Active
Classification: Improvements **Manager:** Carroll, Galen **Const. Code:** New or Future

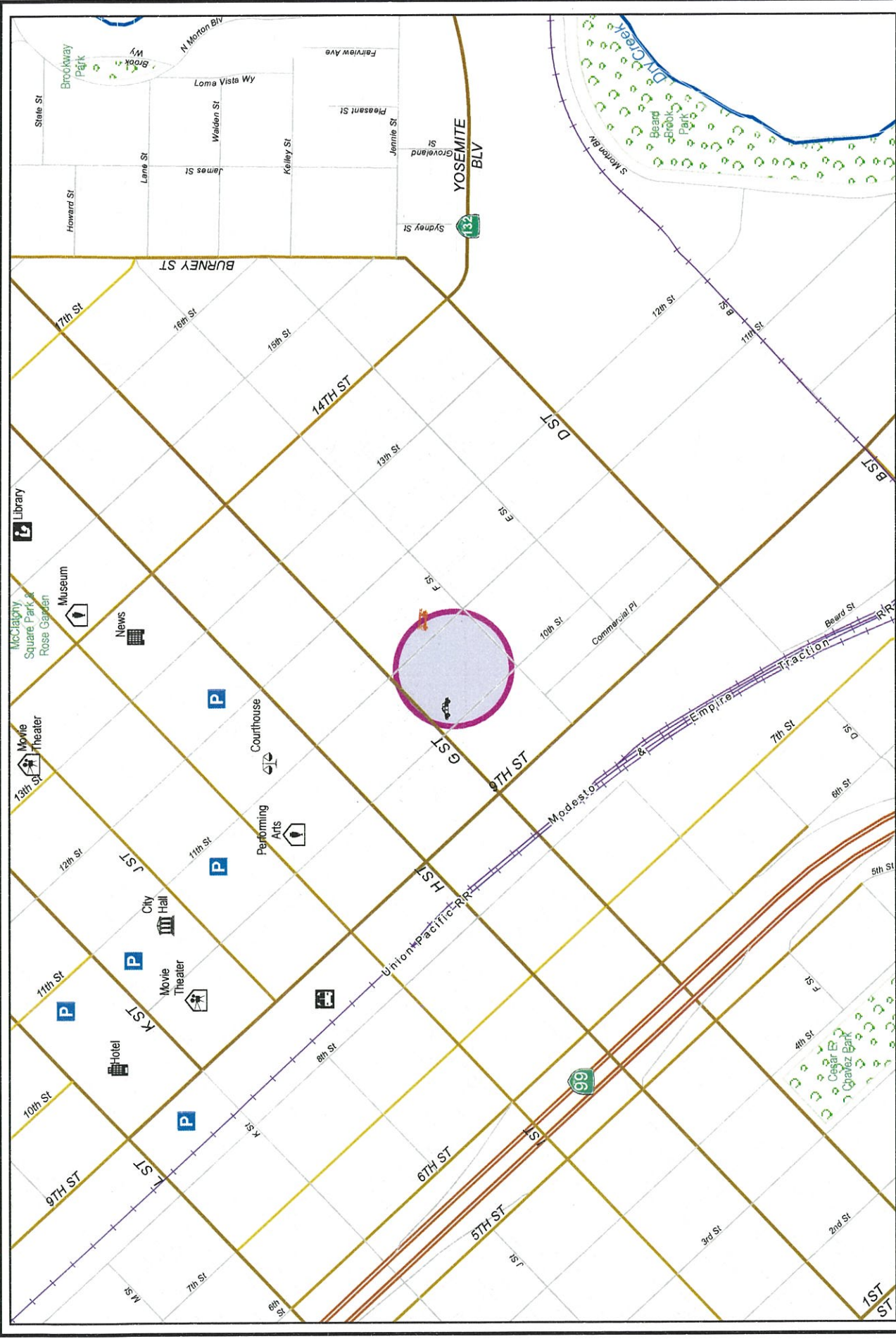
Proj Desc: This project is being established for the purchase of 800 MHz radios and associated equipment for the Modesto Police Department as part of the P25 Interoperability project.

Proj Stat: Radios have been procured and received. Radios are in the process of being programmed and labeled for implementation and deployment. Following the completion of the Interoperability Radio Tower at Fire Station 6 radio testing will begin.

Revenues	Budget	Actuals+Commit	Available	Prop. Inc./Dec. for 17-18	Bud + Prop. Inc./Dec	Avail.+Prop. Inc./Dec	18-19	19-20	20-21	21-22	Total Budgeted up to 2022
60100 Transfer In from Fund 0100	1,455,316	709,618	745,699	0	1,455,316	745,699	0	0	0	0	1,455,316
61341 Transfer In from Fund 1341	458,548	456,064	2,484	0	458,548	2,484	0	0	0	0	458,548
Revenue Totals:	1,913,864	1,165,681	748,183	0	1,913,864	748,183	0	0	0	0	1,913,864

Expenditures	Budget	Actual+Commit	Available	Prop. Inc./Dec. for 17-18	Budget+Prop. Inc./Dec.	Avail.+Prop. Inc./Dec.	18-19	19-20	20-21	21-22	Total Budgeted up to 2022
EA Equip Acquisition	1,913,864	1,268,335	645,529	0	1,913,864	645,529	0	0	0	0	1,913,864
Expenditure Totals:	1,913,864	1,268,335	645,529	0	1,913,864	645,529	0	0	0	0	1,913,864

Fund Balance Required	Budget+Prop. Inc./Dec.	Available+Prop. Inc./Dec.
Special Fund for Capital Outlay-3120	0	-102,653



City of Modesto

Project #: 100994

MPD - Real Time Crime Center Dashboard Solution



MPD - Real Time Crime Center Dashboard Solution

100994

Capital Un-sponsored

Cost Center: 19999 **Category:** Police **Start Date:** 2017
Hosting Fund: Special Fund for Capital Outlay-3120 **Type Class:** Information Technology **End Date:** 2018
Element Listing: Public Safety **Area:** Within City **Status:** New
Classification: Improv **Manager:** Carroll, Galen **Const. Code:** New or Future

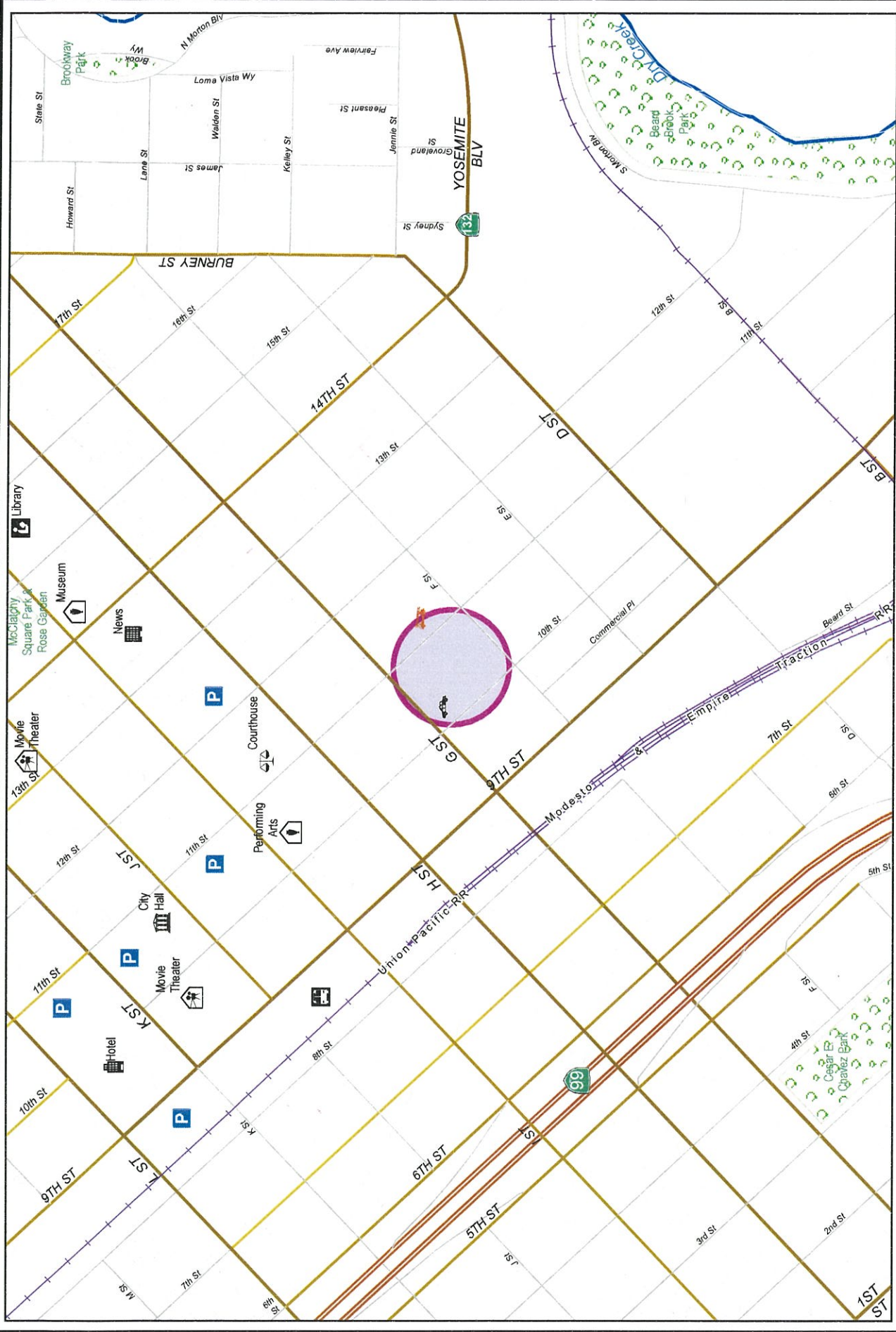
Proj Desc: This project is for the purchase of a Dashboard Solution that allows the Real Time Crime Center (RTCC) Operators to conduct intelligence-led policing by extracting value centralizing the geospatial data in a fast and easy-to-use RTCC dashboard (aka portal). This will further allow the police department to fulfill the City of Modesto's Strategic commitment of providing great safe neighborhoods to city residents.

Proj Stat:

Revenues	Budget	Actuals+Commit	Available	Prop. Inc./Dec. for 17-18	Bud + Prop. Incr/Decr	Avail.+ Prop. Incr/Decr	18-19	19-20	20-21	21-22	Total Budgeted up to 2022
60100 Transfer In from Fund 0100	167,217	0	167,217	0	167,217	167,217	0	0	0	0	167,217
Revenue Totals:	167,217	0	167,217	0	167,217	167,217	0	0	0	0	167,217

Expenditures	Budget	Actual+Commit	Available	Prop. Inc./Dec. for 17-18	Budget+Prop. Inc./Dec.	Avail.+Prop. Inc./Dec.	18-19	19-20	20-21	21-22	Total Budgeted up to 2022
CC Consultant Charges	135,004	0	135,004	0	135,004	135,004	0	0	0	0	135,004
EA Equipment Acquisition	32,213	0	32,213	0	32,213	32,213	0	0	0	0	32,213
Expenditure Totals:	167,217	0	167,217	0	167,217	167,217	0	0	0	0	167,217

Fund Balance Required	Budget+Prop. Inc./Dec.	Available+Prop. Inc./Dec.
Special Fund for Capital Outlay-3120	0	0



City of Modesto

Project #: 101007

MPD - Scheduling and Timekeeping Management Software System



MPD - Scheduling and Timekeeping Management Software System

101007

Capital Un-sponsored

Cost Center: 19999 **Category:** Police **Start Date:** 2017
Hosting Fund: Special Fund for Capital Outlay-3120 **Type Class:** Information Technology **End Date:** 2018
Element Listing: Public Safety **Area:** Within City **Status:** New
Classification: Replace **Manager:** Carroll, Galen **Const. Code:** New or Future

Proj Desc: This project will provide funding to award an Agreement with In-time Solutions, Inc., for the purchase of a Scheduling and Time-Keeping Management Software System and system integration for the Modesto Police Department.

Proj Stat:

Expenditures	Budget	Actual+Commit	Available	Prop. Inc./Dec. for 17-18	Budget+Prop. Inc./Dec.	Avail.+Prop. Inc./Dec.	18-19	19-20	20-21	21-22	Total Budgeted up to 2022
CC Consultant Charges	23,400	0	23,400	0	23,400	23,400	0	0	0	0	23,400
EA Equipment Acquisition	82,960	0	82,960	0	82,960	82,960	0	0	0	0	82,960
OC Other Cost - CIP	31,003	0	31,003	0	31,003	31,003	0	0	0	0	31,003
Expenditure Totals:	137,363	0	137,363	0	137,363	137,363	0	0	0	0	137,363

Fund Balance Required	Budget+Prop. Inc./Dec.	Available+Prop. Inc./Dec.
Special Fund for Capital Outlay-3120	137,363	137,363

THIS PAGE LEFT BLANK
INTENTIONALLY

STORM DRAINAGE

SYSTEM OVERVIEW

The City of Modesto's storm drainage is designed to manage storm water runoff, while meeting federal National Pollutant Discharge Elimination System (NPDES) stormwater requirements. Operations, maintenance, and capital project funding for the storm drainage system is provided through rate revenues received from City residential, commercial, and industrial customers.

This system uses two systems to manage storm water runoff: rockwells and gravity storm drain systems. Rockwells receive approximately 60% of the City's storm water runoff while the positive storm drain system collects the remaining 40%.

A system of approximately 9,500 Rockwells provides the primary drainage for many of the older portions of the City. A rockwell is a shallow well, drilled 25-50 feet deep, and filled with rock. Rockwells receive stormwater and other runoff water from a catch basin located in the street gutter. Runoff percolates from the rockwells into coarse sand layers in the soil over a period of 24 to 48 hours.

Gravity storm drains serve the remainder of the City. Gravity storm drainage systems collect runoff into catch basins; convey it through pipelines to the Tuolumne River, Dry Creek, MID canals or retention/detention basins. This system contains 25 stormwater lift stations and 23 retention/detention basins.

Federal NPDES stormwater regulations require the City to maintain a comprehensive inventory, monitoring, and management program to reduce the discharge of pollutants in stormwater runoff to receiving waters (streams, rivers, and creeks). The City complied with this regulation and received an initial NPDES Permit from the state in June 1994. Since 1994, the City has been working with the Central Valley Regional Water Quality Control Board (RWQCB) in managing and permitting stormwater discharges into receiving waters and shallow groundwater aquifers from rockwells.


HIGHLIGHTS

Storm drainage for new development has been funded through Capital Facilities Districts (CFDs) or by developers. The Storm Drainage Master Plan is being developed and will guide future storm drain planning and system analysis in conjunction with future development. It will also provide a plan for correcting existing deficiencies.

The City's current NPDES Storm Water Permit was issued by the RWQCB in April 2015 and expired in October 2016. However, since then, the City of Modesto is currently included under a region-wide RWQCB permit.

MAJOR ACCOMPLISHMENTS

- City Collections crew continues to install new horizontal drainage systems and drywells in street flooding-prone areas throughout Modesto.
- Completed construction of the 2015-2016 Storm Drain Improvement Project which includes several locations; 10th Street, Orangeburg Avenue and Martin Avenue, Snyder Avenue, and Health Care Way
- Completed construction of several new Drywell systems to reduce localized flooding:
 - Oakwood and Kearney
 - Pelton Avenue & Cannes Avenue
 - Vicksburg and Sheridan
 - Beethoven and Bernstein
 - Keeneland and Golden Gate
 - Lodgepole and Rosemore
 - 1238 Fiori
 - Union and Cougar Ct
 - Claremont Avenue and Parkwood Drive



Upcoming storm drain projects:

- 9th Street Storm Drainage Basin (near Needham overpass)
- 2016-2017 Storm Drain Improvement Project (various locations)
- Storm Drain Lift Station Electrical and Pump Upgrades
- Area 2 Storm Drain Cross Connection Removal – Roosevelt Park

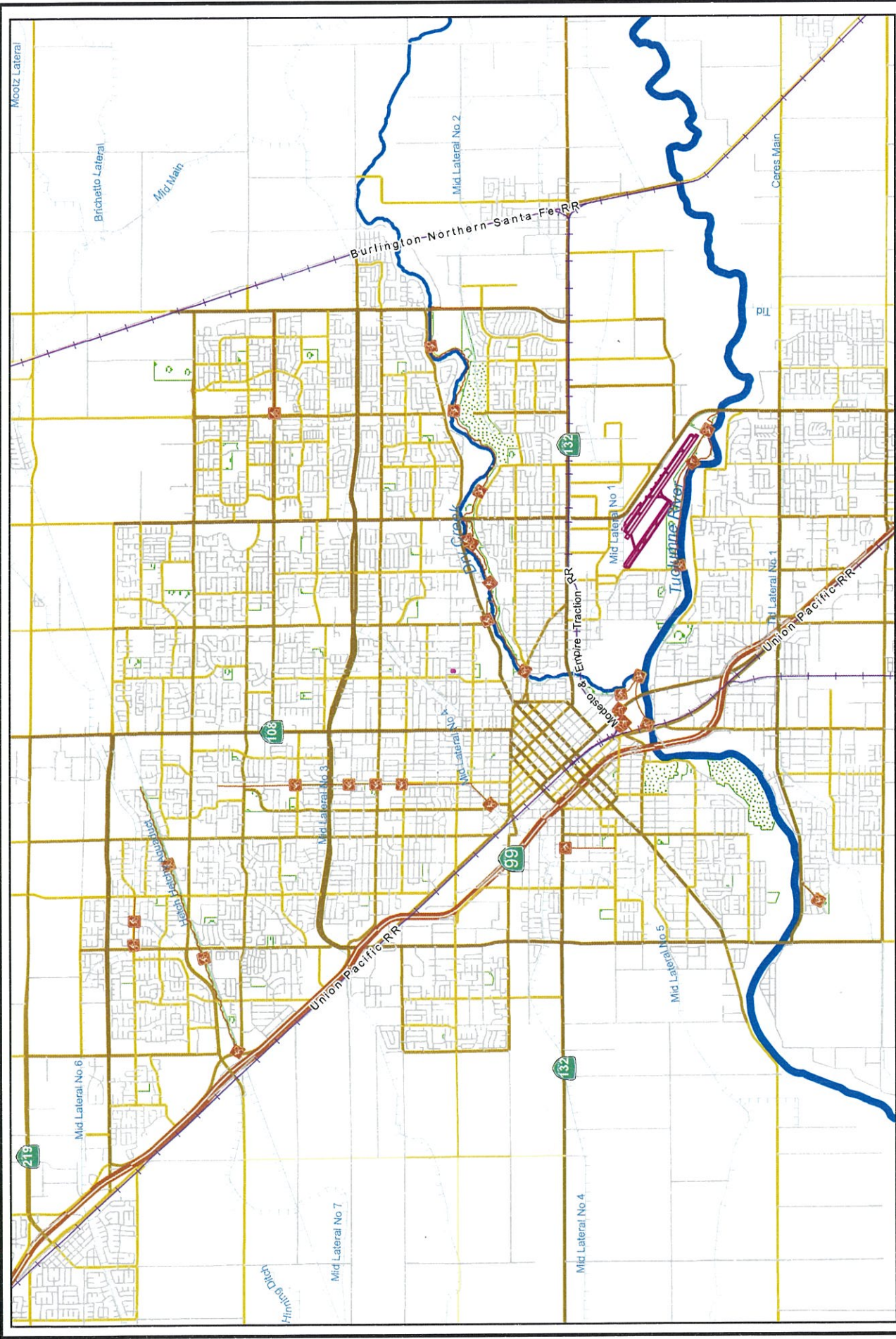
POLICY ISSUES

The storm drainage system serves as an integral component of the City's economic development plan. The City's rockwell system requires extensive on-going maintenance and is in need of major upgrades to prevent localized flooding and resulting asphalt damage. Older rockwell structures were not designed to handle solids and are easily plugged with leaves and debris. While the City has had limited success with local improvements, an increase in Storm Drain funding will be needed to keep up with system failures and meet

regulatory requirements. Storm Drain rates have not changed since 1995 when they were reduced by 5%. Over time, the cost of providing storm drainage maintenance has increased and the City has grown in size. Without an increase, the City will be unable to provide adequate system maintenance and prevent localized flooding. It should be noted that the cost of meeting storm drain needs, in some areas, is being met through CFD funding

Due to funding limitations, City staff has been proactive in developing alternative, cost-effective ways to address the localized flooding and water quality issues. Operations staff has been replacing rockwells with a new drywell system that has improved solids handling and storage. The Stormwater Collections crews have been installing these systems for over three years with great success. The Stormwater crews also recently installed a completely new type of underground detention basin which has exciting potential. This system has the same solids handling characteristics as the drywells, but creates a very large underground stormwater storage area which is capable of handling areas with larger volumes of runoff.

The regulatory environment continues to change. The current regulatory environment is shifting to increased requirements for Low Impact Development (LID) type systems for municipal run-off. The irony is Modesto's rockwell system meets these requirements and areas of the City current served by pipelines (that don't flood) may need to incorporate LID elements. However, due to the failings of the rockwell system, this system still needs to be upgraded to improve performance and eliminate flooding.



City of Modesto

Project #: 100696

UPP - Master Plan Storm Drain



UPP - Master Plan Storm Drain

100696

Capital Un-sponsored

Cost Center: 49999 **Category:** Storm Drainage **Start Date:** 2003
Hosting Fund: Storm Drainage Fund-4480 **Type Class:** Storm Drainage **End Date:** 2020
Element Listing: Comm Svcs & Fac **Area:** System Wide **Status:** Active
Classification: Improvements **Manager:** Bond, Jack R **Const. Code:** Not Awarded

Proj Desc: This project will develop the system wide Storm Drain Master Plan (SDMP), develop a storm water resource plan, and complete their associated environmental review (CEQA). This plan will be used for future planning and system analysis in conjunction with the review of ongoing capital improvements and private development.

Proj Stat: This project is expected to be completed in FY 19/20.

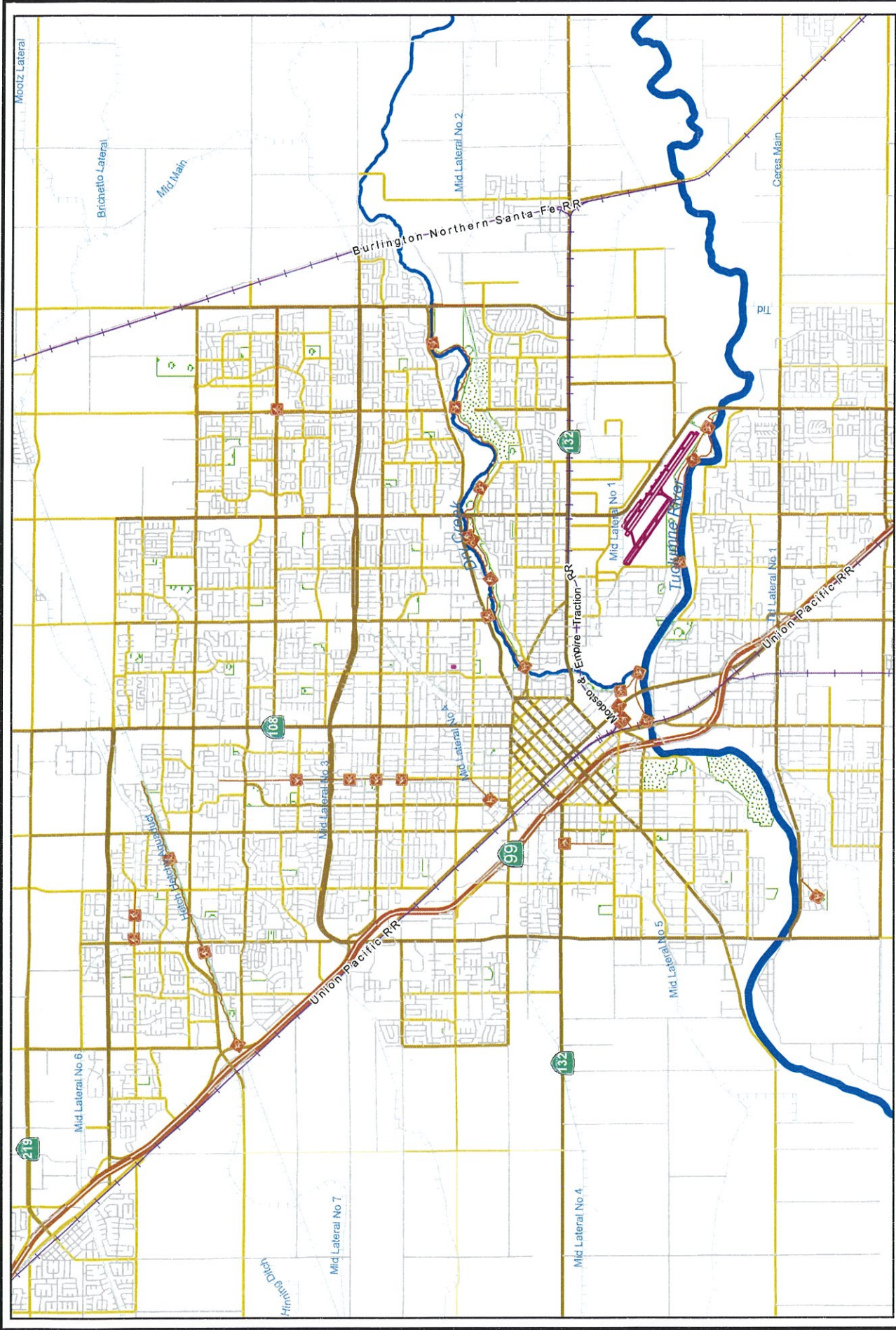
Expenditures

	Budget	Actual+Commit	Available	Prop. Inc./Dec. for 17-18	Budget+Prop. Inc./Dec.	Avail.+Prop. Inc./Dec.	18-19	19-20	20-21	21-22	Total Budgeted up to 2022
EDA Eng/Design/Admin	741,384	27,138	714,246	0	741,384	714,246	0	0	0	0	741,384
Expenditure Totals:	741,384	27,138	714,246	0	741,384	714,246	0	0	0	0	741,384

Fund Balance Required

Storm Drainage Fund-4480

Budget+Prop. Inc./Dec. 741,384
 Available+Prop. Inc./Dec. 714,246



City of Modesto

Project #: 100789

UPP - 2014-2015 Storm Drain Improvements (Suspended)



UPP - 2014-2015 Storm Drain Improvements (Suspended)

100789

Capital Un-sponsored

Cost Center: 49999 **Category:** Storm Drainage **Start Date:** 2015
Hosting Fund: Storm Drainage Fund-4480 **Type Class:** Storm Drainage **End Date:** 2017
Element Listing: Comm Svcs & Fac **Area:** Within City **Status:** Active
Classification: Improvements **Manager:** Franco, Jesse **Const. Code:** Construction Completed

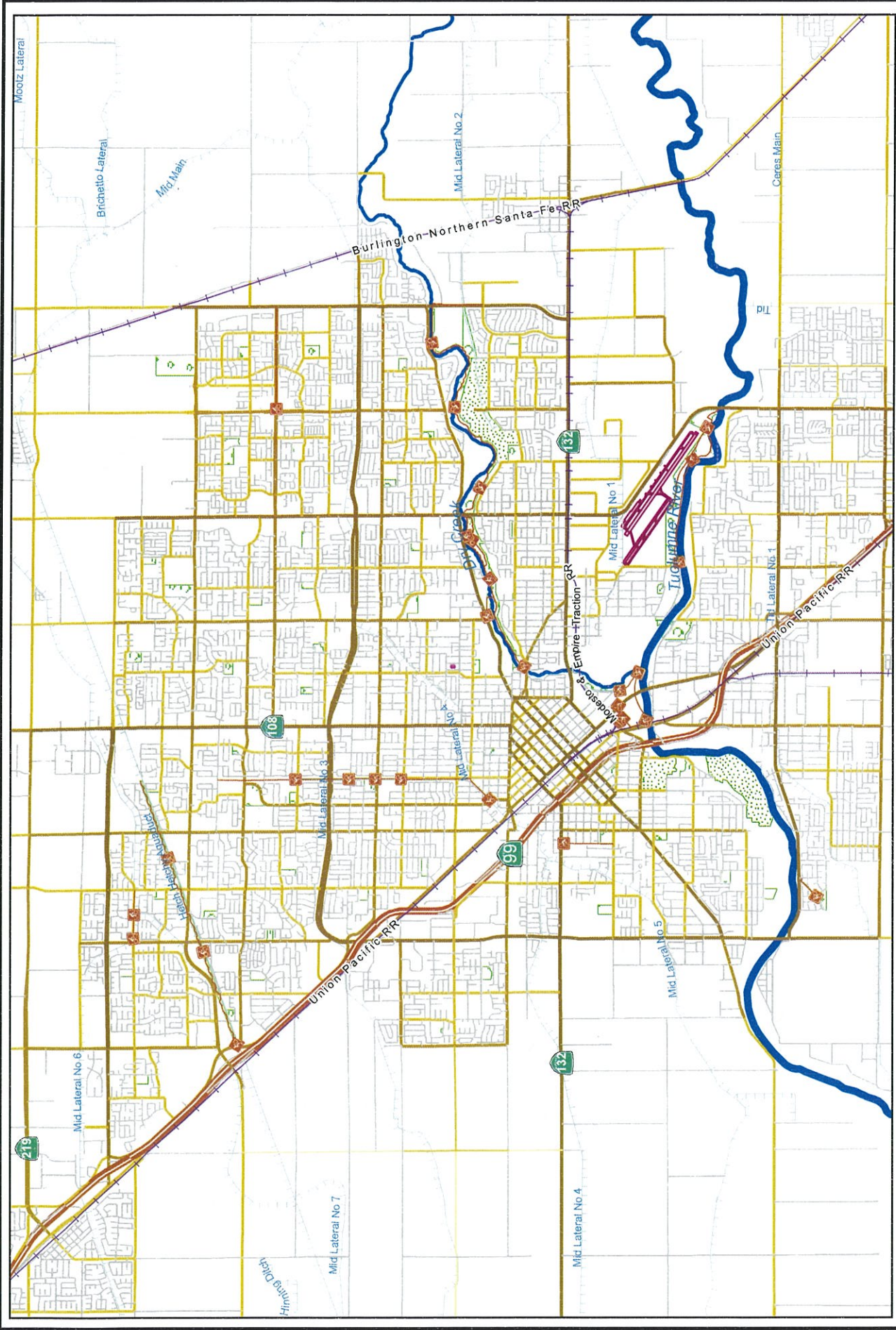
Proj Desc: This project will provide funding to address various storm drain issues improvements including flooding at Orangeburg and Martin and will install storm drain improvements that will connect to the new storm drainage system at Garrison Park.

Proj Stat: Construction to be complete by end of FY 15-16. To be closed by end of FY17-18.

Revenues	Budget	Actuals+Commit	Available	Prop. Inc./Dec. for 17-18	Bud + Prop. Incr/Decr	Avail. + Prop. Incr/Decr	18-19	19-20	20-21	21-22	Total Budgeted up to 2022
47020 Refunds, Damages, and Cost Recovery	44,000	0	44,000	0	44,000	44,000	0	0	0	0	44,000
Revenue Totals:	44,000	0	44,000	0	44,000	44,000	0	0	0	0	44,000

Expenditures	Budget	Actual+Commit	Available	Prop. Inc./Dec. for 17-18	Budget+Prop. Inc./Dec.	Avail.+Prop. Inc./Dec.	18-19	19-20	20-21	21-22	Total Budgeted up to 2022
CA Construction Admin	75,000	77,829	-2,829	0	75,000	-2,829	0	0	0	0	75,000
CON Construction	742,210	581,858	160,352	0	742,210	160,352	0	0	0	0	742,210
CTGY-CIP Contingency - CIP	153,536	132,661	20,875	0	153,536	20,875	0	0	0	0	153,536
EDA Eng/Design/Admin	126,790	123,599	3,191	0	126,790	3,191	0	0	0	0	126,790
Expenditure Totals:	1,097,536	915,947	181,589	0	1,097,536	181,589	0	0	0	0	1,097,536


Fund Balance Required	Budget+Prop. Inc./Dec.	Available+Prop. Inc./Dec.
Storm Drainage Fund-4480	1,053,536	137,589



City of Modesto

Project #: 100845

UTL - Bowen, Johansen, Naraghi and Orchard Storm Lift Station Improvements



UTL - Bowen, Johansen, Naraghi and Orchard Storm Lift Station Improvements

100845

Capital Un-sponsored

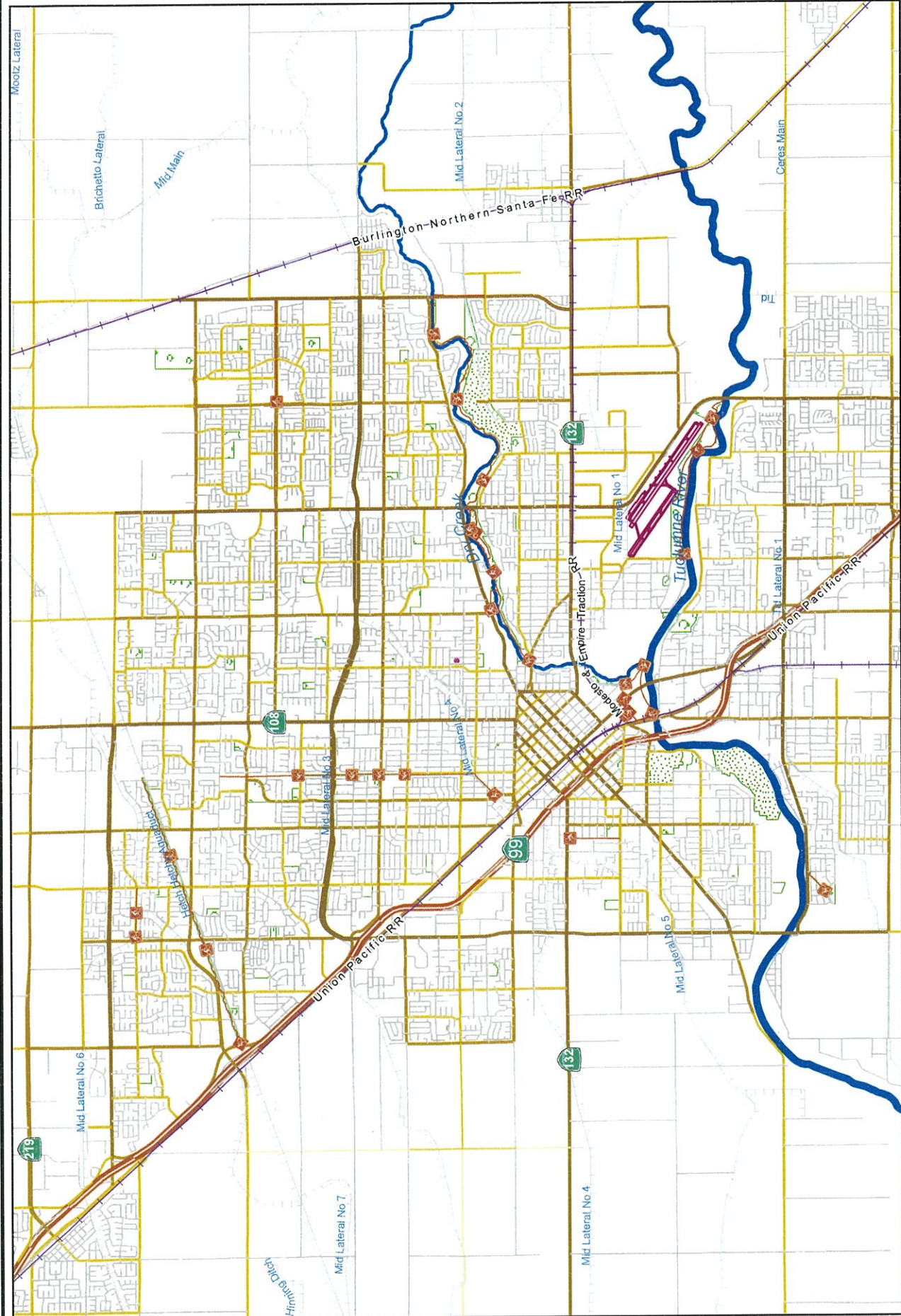
Cost Center: 49999 **Category:** Storm Drainage **Start Date:** 2015
Hosting Fund: Storm Drainage Fund-4480 **Type Class:** Storm Drainage **End Date:** 2018
Element Listing: Comm Svcs & Fac **Area:** Within City **Status:** Active
Classification: Improvements **Manager:** Franco, Jesse **Const. Code:** Not Awarded

Proj Desc: This project will provide electrical and control upgrades to several storm drain pump stations within the City. The storm drain pump stations have outdated controls and electrical panels resulting in inefficient power usage. Additionally the age of the equipment makes it difficult for the City's electrical technicians to replace components.

Proj Stat: Construction to be completed by end of 2017.

Expenditures	Budget	Actual+Commit	Available	Prop. Inc./Dec. for 17-18	Budget+Prop. Inc./Dec.	Avail.+Prop. Inc./Dec.	18-19	19-20	20-21	21-22	Total Budgeted up to 2022
CA Construction Admin	22,500	338	22,162	0	22,500	22,162	0	0	0	0	22,500
CON Construction	205,000	0	205,000	0	205,000	205,000	0	0	0	0	205,000
CTGY-CIP Contingency - CIP	22,500	0	22,500	0	22,500	22,500	0	0	0	0	22,500
EDA Eng/Design/Admin	53,750	49,735	4,015	0	53,750	4,015	0	0	0	0	53,750
Expenditure Totals:	303,750	50,073	253,677	0	303,750	253,677	0	0	0	0	303,750

Fund Balance Required	Budget+Prop. Inc./Dec.		Available+Prop. Inc./Dec.	
	Budget+Prop. Inc./Dec.	Avail.+Prop. Inc./Dec.	Budget+Prop. Inc./Dec.	Avail.+Prop. Inc./Dec.
Storm Drainage Fund-4480	303,750	253,677	303,750	253,677



City of Modesto
 Project #: 100926

UTL - 2016-2017 Storm Drain Improvements



UTL - 2016-2017 Storm Drain Improvements

100926

Capital Un-sponsored

Cost Center: 49999 **Category:** Storm Drainage **Start Date:** 2017
Hosting Fund: Storm Drainage Fund-4480 **Type Class:** Storm Drainage **End Date:** 2017
Element Listing: Comm Svcs & Fac **Area:** Within City **Status:** Active
Classification: Improvements **Manager:** Franco, Jesse **Const. Code:** Not Awarded

Proj Desc: This project will provide storm drain improvements within various locations throughout the City, based on priority and continued maintenance issues. Locations to be provided by Wastewater Collections staff.

Proj Stat: Construction anticipated to be complete by end of 2017.

Expenditures	Budget	Actual+Commit	Available	Prop. Inc./Dec. for 17-18	Budget+Prop. Inc./Dec.	Avail.+Prop. Inc./Dec.	18-19	19-20	20-21	21-22	Total Budgeted up to 2022
CA Construction Admin	37,000	77,159	-40,159	0	37,000	-40,159	0	0	0	0	37,000
CON Construction	340,000	0	340,000	0	340,000	340,000	0	0	0	0	340,000
CTGY-CIP Contingency - CIP	37,000	0	37,000	0	37,000	37,000	0	0	0	0	37,000
EDA Eng/Design/Admin	71,000	51,797	19,203	0	71,000	19,203	0	0	0	0	71,000
Expenditure Totals:	485,000	128,956	356,044	0	485,000	356,044	0	0	0	0	485,000

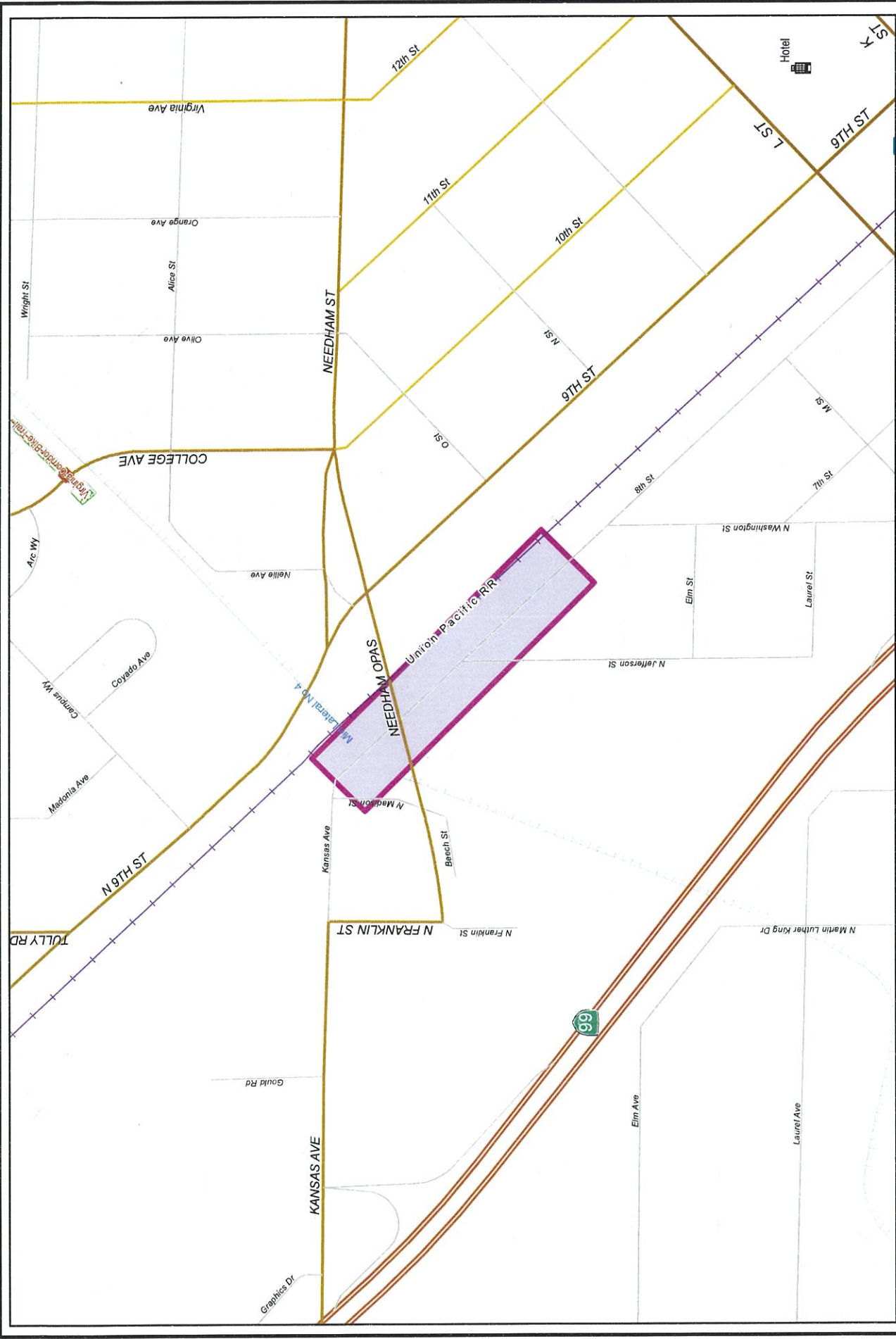
Fund Balance Required	Budget+Prop. Inc./Dec.	Available+Prop. Inc./Dec.
Storm Drainage Fund-4480	485,000	356,044



City of Modesto

Project #: 100928

UTL - Ninth Street Storm Drain Basin



Hotel

K St

9th St

L St

12th St

11th St

10th St

TS HL6

M St

11th St

12th St

Virginia Ave

Orange Ave

Olive Ave

Alice St

NEEDHAM ST

COLLEGE AVE

O St

N Washington St

N Jefferson St

Elm St

Laurel St

Nellie Ave

NEEDHAM OPAS

Union Pacific RR

KANSAS AVE

N FRANKLIN ST

N Franklin St

Beech St

N Madison St

TS HL6 N

TULLY RD

Medonia Ave

Carpius Way

Coyato Ave

Arc Wy

Gould Rd

Graphics Dr



Elm Ave

Laurel Ave

N Martin Luther King Dr

UTL - Ninth Street Storm Drain Basin

100928

Capital Un-sponsored

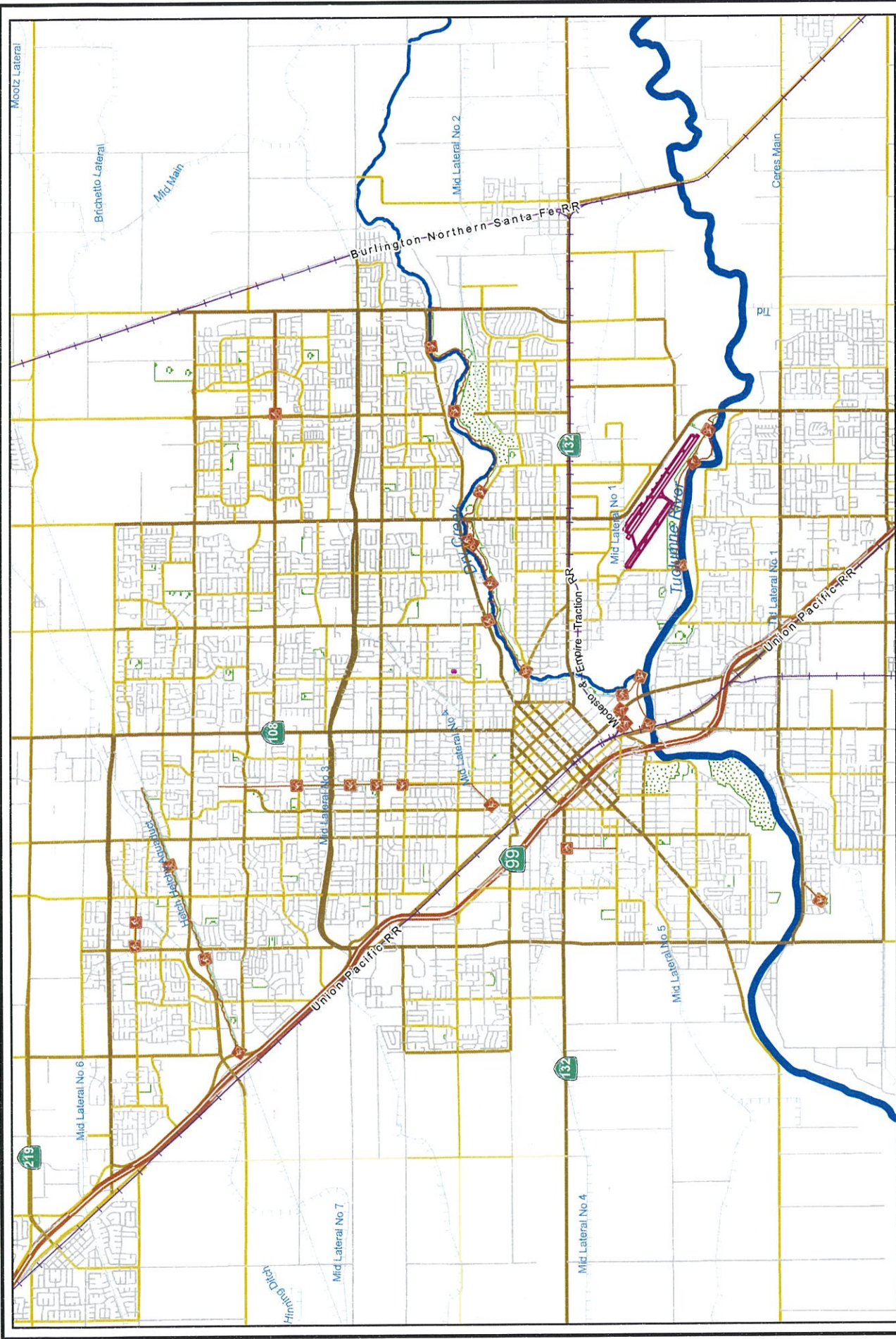
Cost Center: 49999 **Category:** Storm Drainage **Start Date:** 2016
Hosting Fund: Storm Drainage Fund-4480 **Type Class:** Storm Drainage **End Date:** 2018
Element Listing: Comm Svcs & Fac **Area:** Within City **Status:** Active
Classification: Improvements **Manager:** Franco, Jesse **Const. Code:** Not Awarded

Proj Desc: This project will construct a storm drain basin and pump station on Ninth Street, under the Kansas-Needham overpass.

Proj Stat: Design to begin FY 16-17. Construction anticipated to be completed by end of FY 17-18.

Expenditures	Budget	Actual+Commit	Available	Prop. Inc./Dec. for 17-18	Budget+Prop. Inc./Dec.	Avail+Prop. Inc./Dec.	18-19	19-20	20-21	21-22	Total Budgeted up to 2022
CA Construction Admin	100,000	0	100,000	0	100,000	100,000	0	0	0	0	100,000
CON Construction	1,000,000	0	1,000,000	0	1,000,000	1,000,000	0	0	0	0	1,000,000
CTGY-CIP Contingency - CIP	100,000	0	100,000	0	100,000	100,000	0	0	0	0	100,000
EDA Eng/Design/Admin	100,000	4,353	95,647	0	100,000	95,647	0	0	0	0	100,000
Expenditure Totals:	1,300,000	4,353	1,295,647	0	1,300,000	1,295,647	0	0	0	0	1,300,000

Fund Balance Required	Budget+Prop. Inc./Dec.	Available+Prop. Inc./Dec.
Storm Drainage Fund-4480	1,300,000	1,295,647



City of Modesto
 Project #: 100997

UPP - 2017-2018 Storm Drain Improvements



UPP - 2017-2018 Storm Drain Improvements

100997

Capital Un-sponsored

Cost Center: 49999 **Category:** Storm Drainage **Start Date:** 2018
Hosting Fund: Storm Drainage Fund-4480 **Type Class:** Storm Drainage **End Date:** 2018
Element Listing: Comm Svcs & Fac **Area:** Within City **Status:** Active
Classification: Improv **Manager:** Franco, Jesse **Const. Code:** Not Awarded

Proj Desc: This project will provide storm drain improvements within various locations throughout the City, based on priority and continued maintenance issues. Locations to be provided by Wastewater Collections staff.

Proj Stat: Design to begin Fall 2017. Construction anticipated Spring 2018.

Expenditures	Budget	Actual+Commit	Available	Prop. Inc./Dec. for 17-18	Budget+Prop. Inc./Dec.	Avail.+Prop. Inc./Dec.	18-19	19-20	20-21	21-22	Total Budgeted up to 2022
CA Construction Admin	0	0	0	42,000	42,000	42,000	0	0	0	0	42,000
CON Construction	0	0	0	350,000	350,000	350,000	0	0	0	0	350,000
CTGY Constingency - CIP	0	0	0	35,000	35,000	35,000	0	0	0	0	35,000
EDA Eng/Design/Admin	0	0	0	42,000	42,000	42,000	0	0	0	0	42,000
Expenditure Totals:		0	0	469,000	469,000	469,000	0	0	0	0	469,000

Fund Balance Required	Budget+Prop. Inc./Dec.	Available+Prop. Inc./Dec.
Storm Drainage Fund-4480	469,000	469,000

THIS PAGE LEFT BLANK
INTENTIONALLY


TRANSPORTATION FACILITIES

SYSTEM OVERVIEW

The Transportation Facilities portion of the CIP provides projects that maintain, upgrade and expand the City's system of streets, bridges, traffic control devices, street lighting and sidewalks.

The City currently maintains 634 center lane miles of streets consisting of 121 million square feet of pavement surface area. The replacement cost for the City's streets is estimated at \$979 million in today's dollars. The City is also responsible for 22 bridge structures (14 of which are canal crossings), three pedestrian crossings of waterways, and three pedestrian crossings over streets. In addition, the City also maintains the bridge decks and pavement markings on another 13 structures that cross State Route 99 in the City's jurisdiction.

Design, construction, maintenance, and rehabilitation of traffic signals, roundabouts, sign and pavement markings are also City responsibilities. The City maintains 242 traffic signals, 11,575 streetlights, 16 flashing beacons, 26 lighted crosswalks, 32 school flashing beacons, seven warning beacons, six crosswalk beacons, six communication hubs, 17 roundabouts and 29,173 traffic signs. The signals Modesto maintains include 157 in Modesto, 43 for Stanislaus County, 36 for Ceres, and six for Riverbank.



Floyd Avenue

Developers typically construct new residential and collector streets. The right-of-way is dedicated to the City once construction is complete. Major streets with right-of-way requirements greater than 80' total width are the shared responsibility of the fronting landowner and the City, with the property owner responsible for the first 40' of right-of-way improvements and the City responsible for the remainder. The City share is normally funded through Capital Facilities Fees (CFF). Expressway improvements are funded by CFF funds and the property owner is reimbursed for any right-of-way needed for an expressway.

Funding for Transportation Facilities CIP projects comes primarily from gas tax revenues, Capital Facilities Fees (CFF), Local Transportation Funds (LTF), assessment districts, and State and Federal Highway Administration grants, which are usually administered by State agencies.

HIGHLIGHTS

The construction of SR 99/Pelandale Avenue Interchange Reconstruction Project is now complete. Project construction began on May 19, 2014 and on April 25, 2017 Modesto City Council accepted project improvements. The City reconstructed the interchange to alleviate congestion and improve



operations of SR 99 and Pelandale Avenue. Being the lead agency, the City of Modesto has worked tirelessly to keep the project on schedule and within budget of the \$41.6 million allocated construction funds from Highway 99 State Bond Savings.

The project includes a new overcrossing bridge with new on and off ramps to relieve excess traffic, improve traffic operations, and enhance safety in the area. Also, the project provides a new gateway into the City with a “Welcome to Modesto” sign to greet visitors at the City’s northern entrance. The most notable component of the project – the new Pelandale Avenue overcrossing bridge – includes notable improvements such as decorative features, lighting, and a pedestrian walkway.

The Traffic Engineering division is involved in several areas of improvement such as construction of new traffic signals and roundabouts, modifications of existing signals, expansion of the ATMS/CCTV system, traffic signal coordination, improvement of existing street lighting, restriping various corridors, traffic improvements and intersection upgrades. Construction of three new traffic signals is planned. The new traffic signals will be on Floyd Avenue at Millbrook Avenue, on Prescott Road at Mt. Vernon Drive, and Roselle Avenue at Belharbour Drive.

Staff will continue to apply for Federal Congestion Mitigation and Air Quality (CMAQ) grants for various transportation facilities improvement and safety projects.

Some of the Federal CMAQ projects include right turn lanes. The right turn lanes help relieve congestion by accommodating vehicles turning right by providing a direct right turn lane rather than the typical shared right turn and through lanes. Right turn lanes are planned at WB D Street to NB 9th Street, SB Prescott Road to WB Plaza Parkway and SB McHenry Avenue to WB Briggsmore Avenue.

A pavement rehabilitation project is under construction on Oakdale Road between Briggsmore Avenue and Floyd Avenue. Bike lanes will also be added.

City Streets Maintenance projects are as follows:

Pavement Maintenance

- G Street between 7th and 8th Streets
- Baucher Court
- Temperate Court
- Whitmer Court
- Standiford Avenue - overpass bridge deck to new pavement
- Carpenter Road - northbound # 1 lane from Chicago to California
- Crowslanding Road - northwest bound lane towards freeway deck
- Pelandale Avenue - westbound #3 lane, Honey Creek to Bluebird
- Carpenter Road - form bridge deck to new pavement

Slurry Seal

- Fairmont Avenue Area - Fairmont, Morris, Sunrise, Coffee
- Merle Avenue Area – Merle, Briggsmore, Oakdale, Roselle
- Mt Vernon Avenue Area – Mt. Vernon, Briggsmore, Norman, Carver
- Encina Avenue Area – Encina, Edgebrook, Phoenix, El Vista
- Downtown Area - G Street, D Street, 9th Street, 16th Street
- Brighton Avenue Area – Orangeburg, Scenic, Rose, Brighton
- Montclair Drive Area – Montclair, Rumble, Carver, Tully
- Veneman Avenue Area – Veneman, Standiford, Hahn, Bridle Path
- Carpenter Road Area – Elm, Maze, Emerald, Carpenter
- Floyd Avenue Area – Rumble, Floyd, Keller, Hashem

Construction has been completed on the City of Modesto’s project to replace High Pressure Sodium Street Lights (HPS) with Light Emitting Diodes (LED). This LED project replaced 9,845 street light fixtures at a cost of \$3,535,743. Subtracting the \$156,000 in rebates from MID and TID, the final cost was \$3,079,743 for the 9,845 light fixtures.

Modesto had 735 high voltage circuit street lights on 35 circuits that needed to be upgraded to low voltage. The Council provided \$600,000 in one-time funding to upgrade 100 to 120 of these high voltage street lights. Construction has started and 146 high voltage street lights have been upgraded to LED low voltage street lights.

ACCOMPLISHMENTS

Accomplishments of the Transportation Facilities CIP included completion of construction on the following projects:

- Crosswalk beacons were installed on: Tuolumne Boulevard at Yosemite Avenue, Crows Landing Road at Amador Avenue and Downey Avenue at I Street.
- A roundabout was constructed on Kodiak Drive and Lincoln Oak Drive and it was opened in time for the start of the school year.
- The traffic signals on H Street at 10th, 11th, 12th, 14th, & 17th were upgraded including current ADA standards, rewire, countdown pedestrian indications, and emergency vehicle preemption.
- Federally funded project CML 5059 (176) Eastbound Bangs Avenue to Southbound Prescott Road was completed. This project provided a new right turn lane while modifying the existing traffic signal system.

- Streets Division applied an asphalt surface treatment to 78 lane mile of city streets.

POLICY ISSUES

A major policy issue continues to be how to reverse the trend towards more deferred maintenance of streets. Staff is looking for ways to make street maintenance dollars go as far as possible.

The pavement condition survey completed in 2012 estimates that the City needs \$250 million dollars to bring the condition of the City streets into good condition. The available funding for the street maintenance program is only a small fraction of what is needed to prevent our valuable street infrastructure from further deterioration.

Another policy issue is ensuring that street infrastructure is in place when needed. Roadway infrastructure improvements are costly. Currently, the city collects fees incrementally, just before occupancy. This places the City in a “catch-up” mode. Without some means of financing these improvements earlier in the process, the City is destined to stay behind in this area and roadway improvements will not be funded until after they are needed.

Right-of-way preservation and vehicular access management are two major policy issues facing transportation infrastructure and traffic operations in the City. The capacity of our current transportation infrastructure and General Plan depends upon right-of-way and vehicular access management control policies that are consistently applied to all new development proposals.



City of Modesto
 Project #: 100046
 CED - Pelandale Interchange at State Route 99



CED - Pelandale Interchange at State Route 99

100046

Capital Un-sponsored

Cost Center: 14999
Hosting Fund: Streets Capital Facility Fee Fund-3410
Element Listing: Comm Svcs & Fac
Classification: Replacement
Category: Traffic Circulation
Type Class: Major Street Improvements
Area: Within City
Manager: Sandhu, Balhar
Start Date:
End Date:
Status: Active
Const. Code: Not Awarded

Proj Desc: Reconstruction of the Pelandale Interchange at SR 99.

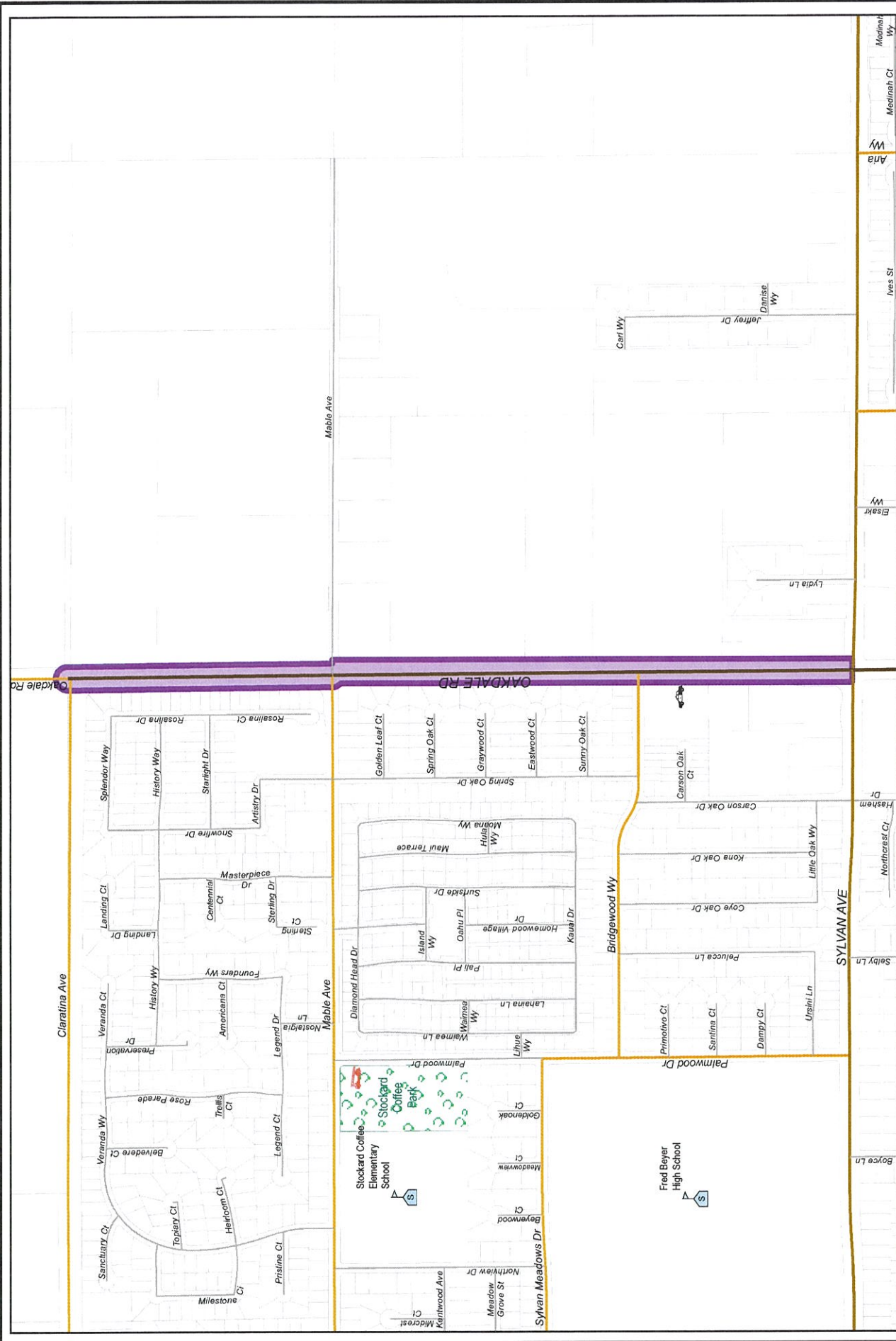
Background: This project was established to allow the City of Modesto to assume the lead role in the Pelandale Interchange project. Project Approval and Environmental Document (PA&ED) phase was completed on December 21, 2009. On February 3, 2009, the City Council approved a Cooperative Agreement with Caltrans approving the City as the lead agency to develop Project Plans, Specifications & Estimates (PS&E) PS&E is 100% completed. Funds for PS&E included \$2,646,509 federal RSTP and \$1,300,000 Local CFF. City received \$41,630,000 State Proposition 1B savings for construction.

Proj Stat: Phase I of the Right of Way (ROW) is completed.

Revenues	Budget	Actuals+Commit	Available	Prop. Inc./Dec. for 17-18	Bud + Prop. Incr/Decr	Avail.+ Prop. Incr/Decr	18-19	19-20	20-21	21-22	Total Budgeted up to 2022
42110 Intergov - State - CA Department of Transportation	2,646,509	2,570,321	76,188	0	2,646,509	76,188	0	0	0	0	2,646,509
42301 Intergov - County Contribution/Reimbursement	156,048	156,048	0	0	156,048	0	0	0	0	0	156,048
43240 CS - CD - Capital Facility Fees	3,451,401	0	3,451,401	0	3,451,401	3,451,401	0	0	0	0	3,451,401
Revenue Totals:	6,253,958	2,726,369	3,527,589	0	6,253,958	3,527,589	0	0	0	0	6,253,958

Expenditures	Budget	Actual+Commit	Available	Prop. Inc./Dec. for 17-18	Budget+Prop. Inc./Dec.	Avail.+Prop. Inc./Dec.	18-19	19-20	20-21	21-22	Total Budgeted up to 2022
CC Consultant Charges	3,075,832	2,998,146	77,686	0	3,075,832	77,686	0	0	0	0	3,075,832
EDA Eng/Design/Admin	615,000	578,929	36,071	0	615,000	36,071	0	0	0	0	615,000
ENV CIP - Environmental	650,000	650,014	-14	0	650,000	-14	0	0	0	0	650,000
LA Land Acquisition	5,702,721	4,391,965	1,310,756	0	5,702,721	1,310,756	0	0	0	0	5,702,721
UE Utility and EIR	386,672	384,507	2,165	0	386,672	2,165	0	0	0	0	386,672
Expenditure Totals:	10,430,225	9,003,561	1,426,664	0	10,430,225	1,426,664	0	0	0	0	10,430,225

Fund Balance Required	Budget+Prop. Inc./Dec.	Available+Prop. Inc./Dec.
Streets Capital Facility Fee Fund-3410	4,176,267	-2,100,925



City of Modesto
 Project #: 100049
 CED - Oakdale Road Widening



Medinah Wy
 Medinah Ct
 Ana Wy
 Ives St
 Esaki Wy
 Lydia Ln
 Hashem Dr
 Northcrest Ct
 Selby Ln
 Boyce Ln
 Mable Ave
 Clara Ave
 Oakdale Rd

CED - Oakdale Road Widening

100049

Capital Un-sponsored

Cost Center: 14999
Hosting Fund: Streets Capital Facility Fee Fund-3410
Element Listing: Comm Svcs & Fac Improvements
Classification: Improvements

Category: Traffic Circulation
Type Class: Low Cost Traffic Improvements
Area: Within City
Manager: Dion, Victoria Michelle

Start Date:
End Date:
Status: Active
Const. Code: Not Awarded

Proj Desc: This project will provide funding for design to widen Oakdale Road between Sylvan and Claratina Avenues in anticipation of the Tivoli Development. Improvements will include roadway widening to an interim 4-lane facility. Construction will be budgeted consistent with future Facility Master Plan (FMP) and Infrastructure Finance Plan (IFP). It is anticipated that \$120,000 will be funded through developer contribution.

Proj Stat: Preliminary design is on hold. Timing is dependent on Tivoli Development.

Expenditures	Budget	Actual+Commit	Available	Prop. Inc./Dec. for 17-18	Budget+Prop. Inc./Dec.	Avail+Prop. Inc./Dec.	18-19	19-20	20-21	21-22	Total Budgeted up to 2022
CA Construction Admin	0	0	0	0	0	0	400,000	0	0	0	400,000
CON Construction	0	0	0	0	0	0	4,000,000	0	0	0	4,000,000
CTGY Contingency	0	0	0	0	0	0	600,000	0	0	0	600,000
EDA Eng/Design/Admin	400,000	12,412	387,588	1,000,000	1,400,000	1,387,588	0	0	0	0	1,400,000
Expenditure Totals:	400,000	12,412	387,588	1,000,000	1,400,000	1,387,588	5,000,000	0	0	0	6,400,000

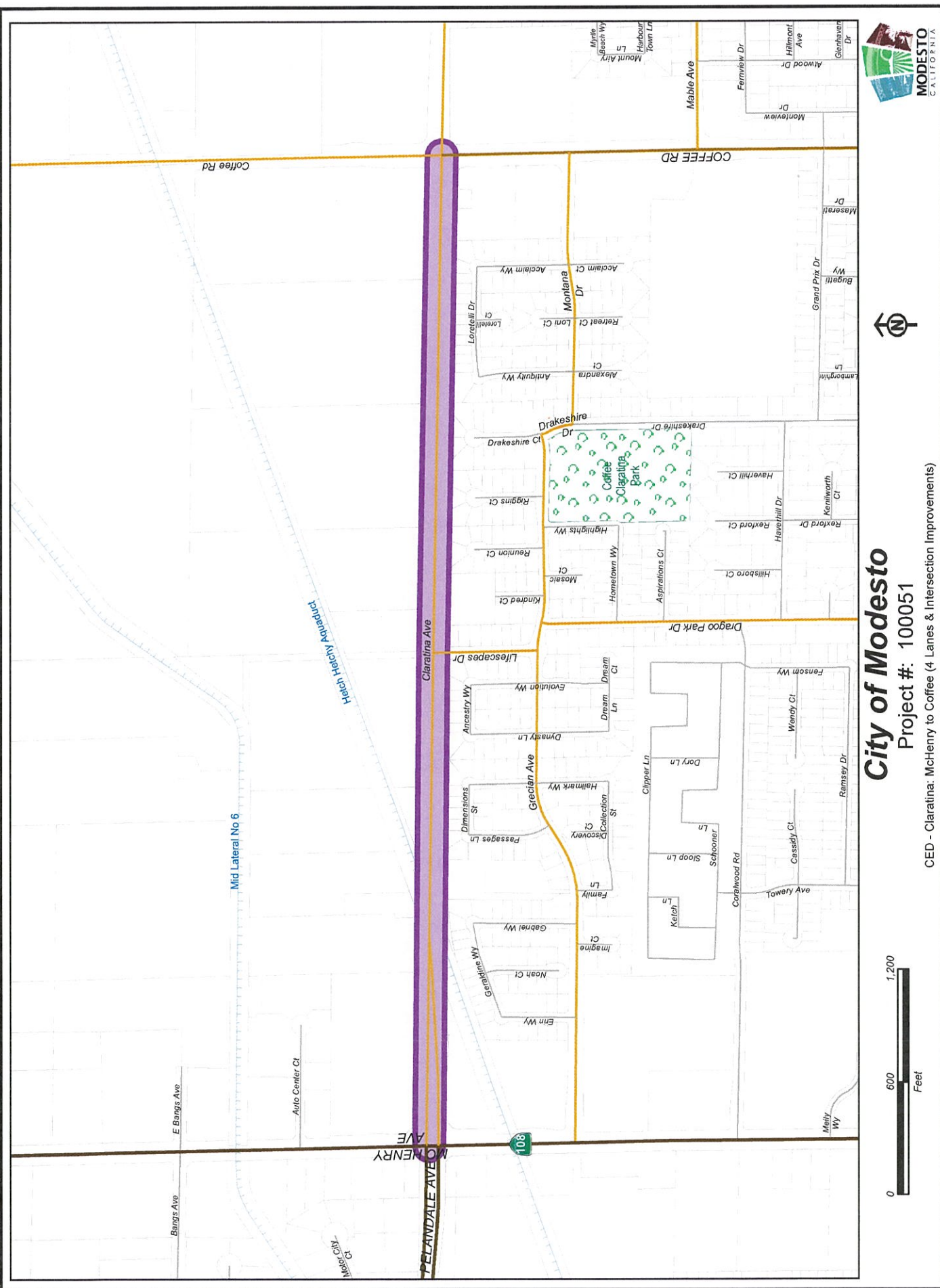
Fund Balance Required	Budget+Prop. Inc./Dec.	Avail+Prop. Inc./Dec.
Streets Capital Facility Fee Fund-3410	1,400,000	1,387,588



City of Modesto

Project #: 100051

CED - Claratina: McHenry to Coffee (4 Lanes & Intersection Improvements)



CED - Claratina: McHenry to Coffee (4 Lanes & Intersection Improvements)

100051

Capital Un-sponsored

Cost Center: 14999
Hosting Fund: Streets Capital Facility Fee Fund-3410
Element Listing: Comm Svcs & Fac
Classification: Improvements
Category: Traffic Circulation
Type Class: Expressway Improvements
Area: Coffee-Claratina
Manager: Dion, Victoria Michelle
Start Date: 2012
End Date:
Status: Active
Const. Code: Not Awarded

Proj Desc: This project will reconstruct and widen Claratina Ave. from 2 lanes to 4 lanes of vehicular traffic between McHenry Ave. and Coffee Road including the roundabout at the Coffee/Claratina intersection. Anticipated traffic volume from adjacent commercial and residential development will require the need for a 4-lane roadway. Right-of-way acquisition is required however the current design will not require the acquisition and relocation of the PG&E gas regulator station near Coffee Rd. We are required to get an easement from Hetch-Hetchy to cross their facility. The City will be required to encase their existing water transmission lines in concrete and possibly provide a vault for a future water line. Project to be phased.

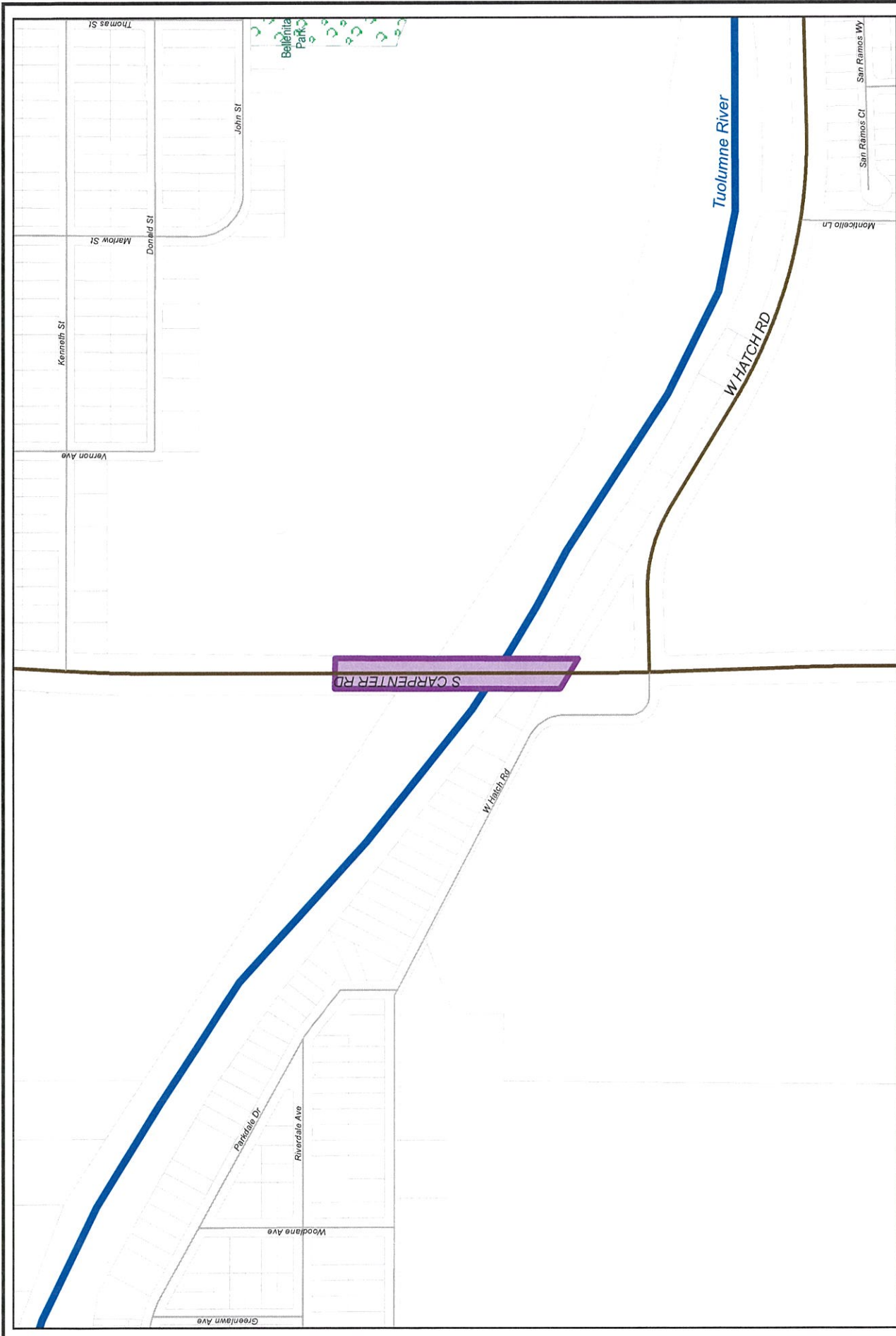
Proj Stat: Several conceptual designs have been prepared. Construction cannot begin until the Hetch-Hetchy and Claratina Crossing project is completed.

Expenditures

	Budget	Actual+Commit	Available	Prop. Inc./Dec. for 17-18	Budget+Prop. Inc./Dec.	Avail.+Prop. Inc./Dec.	18-19	19-20	20-21	21-22	Total Budgeted up to 2022
CA Construction Admin	65,000	0	65,000	0	65,000	65,000	300,000	0	0	0	365,000
CON Construction	824,936	599,260	225,676	0	824,936	225,676	2,250,000	0	0	0	3,074,936
CTGY Contingency - CIP	60,000	0	60,000	0	60,000	60,000	450,000	0	0	0	510,000
DR Develop Reimburse	2,001,288	2,001,774	-486	0	2,001,288	-486	0	0	0	0	2,001,288
EDA Eng/Design/Admin	575,000	245,841	329,159	0	575,000	329,159	0	0	0	0	575,000
ENV CIP - Environmental	50,000	690	49,310	0	50,000	49,310	0	0	0	0	50,000
LA Land Acquisition	428,712	49,921	378,791	0	428,712	378,791	0	0	0	0	428,712
UE Utility and EIR	100,000	0	100,000	0	100,000	100,000	0	0	0	0	100,000
Expenditure Totals:	4,104,936	2,897,487	1,207,449	0	4,104,936	1,207,449	3,000,000	0	0	0	7,104,936

Fund Balance Required

Streets Capital Facility Fee Fund-3410	Budget+Prop. Inc./Dec.	4,104,936	Available+Prop. Inc./Dec.	1,207,449
--	------------------------	-----------	---------------------------	-----------



City of Modesto

Project #: 100053

CED - Carpenter Road Bridge Seismic Retrofit (Suspended)



CED - Carpenter Road Bridge Seismic Retrofit (Suspended)

100053

Capital Un-sponsored

Cost Center: 14999
Hosting Fund: Streets Capital Facility Fee Fund-3410
Element Listing: Public Safety
Classification: Improvements
Category: Traffic Circulation
Type Class: Expressway Improvements
Area: Infill Areas
Manager: Dion, Victoria Michelle
Start Date:
End Date:
Status: Active
Const. Code: Construction Completed

Proj Desc: The Carpenter Road Bridge has been included in the State of California Seismic Retrofit Program. The bridge will be strengthened by supporting the existing structure, thereby making it wider. Federal Funding will cover 88.5% of the \$11 million cost, and State Prop 1B money will be used for the required 11.5% match.

Federal project number is BRLSZA-5059 (064).

Proj Stat: Construction is complete. Pending Close.

Revenues	Budget	Actuals+Commit	Available	Prop. Inc./Dec. for 17-18	Bud + Prop. Incr/Decr	Avail.+ Prop. Incr/Decr	18-19	19-20	20-21	21-22	Total Budgeted up to 2022
42110 Intergov - State - CA Department of Transportation	9,768,808	9,255,142	513,666	0	9,768,808	513,666	0	0	0	0	9,768,808
42193 Intergov - State - Prop 1B - PTMISEA	1,055,108	1,055,107	1	0	1,055,108	1	0	0	0	0	1,055,108
Revenue Totals:	10,823,916	10,310,249	513,667	0	10,823,916	513,667	0	0	0	0	10,823,916

Expenditures	Budget	Actual+Commit	Available	Prop. Inc./Dec. for 17-18	Budget+Prop. Inc./Dec.	Avail.+Prop. Inc./Dec.	18-19	19-20	20-21	21-22	Total Budgeted up to 2022
CA Construction Admin	1,680,740	1,676,358	4,382	0	1,680,740	4,382	0	0	0	0	1,680,740
CON Construction	7,968,835	7,896,783	72,052	0	7,968,835	72,052	0	0	0	0	7,968,835
CTGY Contingency - CIP	706,883	250,752	456,131	0	706,883	456,131	0	0	0	0	706,883
EDA Eng/Design/Admin	735,434	656,588	78,846	0	735,434	78,846	0	0	0	0	735,434
ENV CIP - Environmental	11,507	11,633	-126	0	11,507	-126	0	0	0	0	11,507
Expenditure Totals:	11,103,399	10,492,114	611,285	0	11,103,399	611,285	0	0	0	0	11,103,399

Fund Balance Required
 Streets Capital Facility Fee Fund-3410 Budget+Prop. Inc./Dec. Available+Prop. Inc./Dec. 279,483 97,618



City of Modesto

Project #: 100059

PW - Right Turn Lane - Bangs and Prescott (Suspended)



Bangs Ave

PRESCOTT RD

PELANDALE AVE

Morrow Rd

Versailles Dr
Alisace Ln
Savoie Wy
Savoie Ct
Vile Franche Wy
Touraine Parc Ln
St. Maynard Dr

Crown Valley Wy
Plum Wy
Sunflower Ct
Cherry Blossom Ln
Golden Poppy Ct

Blossom Ct
Amaretto Dr
Hickory Ct
Spring Ln
Fresh Aire Pl
Floral Ct
Almond Valley Dr

Blake Ct
Cooper Pl
Huxley Wy
Frost Wy
Des Passos Wy
Mayville Pl
Blake Dr

Elliot Ct
Steviebeck Dr
Lighthouse Ave
Big Sur Ct
Pan Shell Ct

Dunes Ct
Carmey Row
Lowers Point Ln
Aslomar Ct
Leguna Secca Ct
Sea Otter Ln
Sea Otter Ct



PW - Right Turn Lane - Bangs and Prescott (Suspended)

100059

Capital Un-sponsored

Cost Center: 14999 **Category:** Traffic Circulation **Start Date:**
Hosting Fund: Capital Grants - Streets CIP Projects-3160 **Type Class:** Traffic Signals **End Date:**
Element Listing: Comm Dev **Area:** Within City **Status:** New
Classification: Improvements **Manager:** Barnes, Jeffrey L **Const. Code:** New or Future

Proj Desc: This project will provide a right-turn lane for eastbound Bangs motorists at Prescott.

Proj Stat: Project construction was completed in December 2014. Project suspended, but not closed 10-15-15. The final billing has been forwarded to Caltrans.

Revenues	Budget	Actuals+Commit	Available	Prop. Inc./Dec. for 17-18	Bud + Prop. Inc./Dec.	Avail.+ Prop. Inc./Dec.	18-19	19-20	20-21	21-22	Total Budgeted up to 2022
42110 Intergov - State - CA Department of Transportation	475,000	308,989	166,031	0	475,000	166,031	0	0	0	0	475,000
61700 Transfer In from Fund 1700	10,897	0	10,897	0	10,897	10,897	0	0	0	0	10,897
61730 Transfer In from Fund 1730	25,000	24,007	993	0	25,000	993	0	0	0	0	25,000
Revenue Totals:	510,897	332,976	177,921	0	510,897	177,921	0	0	0	0	510,897

Expenditures	Budget	Actual+Commit	Available	Prop. Inc./Dec. for 17-18	Budget+Prop. Inc./Dec.	Avail.+Prop. Inc./Dec.	18-19	19-20	20-21	21-22	Total Budgeted up to 2022
CA Construction Admin	44,000	40,474	3,526	0	44,000	3,526	0	0	0	0	44,000
CON Construction	263,091	183,534	79,557	0	263,091	79,557	0	0	0	0	263,091
CTGY-CIP Contingency - CIP	26,909	4,200	22,709	0	26,909	22,709	0	0	0	0	26,909
EDA Eng/Design/Admin	95,000	93,183	1,817	0	95,000	1,817	0	0	0	0	95,000
UE Utility and EIR	81,897	25,594	56,303	0	81,897	56,303	0	0	0	0	81,897
Expenditure Totals:	510,897	346,985	163,912	0	510,897	163,912	0	0	0	0	510,897

Fund Balance Required	Budget+Prop. Inc./Dec.	Available+Prop. Inc./Dec.
Capital Grants - Streets CIP Projects-3160	0	-14,009



City of Modesto

Project #: 100093

CED - Sylvan - So. Bet. Oakdale/Wood Sorrell



CED - Sylvan - So. Bet. Oakdale/Wood Sorrell

100093

Capital Un-sponsored

Cost Center: 14999
Hosting Fund: Village One #2 CFD Fund-3290
Element Listing: Comm Svcs & Fac Improvements
Classification: Improvements
Category: CFD Road Improvements
Type Class: CFD Road Improvements
Area: Village One
Manager: Dion, Victoria Michelle
Start Date:
End Date:
Status: Active
Const. Code: Not Awarded

Proj Desc: This project provides funding to construct full road improvements along the south side of Sylvan Ave. between Oakdale Rd. and Wood Sorrell. Eliminate the bottleneck on the south side of Sylvan Ave. just east of Bob's Way. A portion of this project was constructed by a developer. Developer will be reimbursed per the terms of the Acquisition and Shortfall agreement with the CFD. Remainder of project includes right-of-way acquisition, utility relocation, and road widening just west of Wood Sorrel. This project is funded with Village One #2 one-time tax money.

Proj Stat: Portion of project is complete.

Revenues	Budget	Actuals+Commit	Available	Prop. Inc./Dec. for 17-18	Bud + Prop. Incr/Decr	Avail.+ Prop. Incr/Decr	18-19	19-20	20-21	21-22	Total Budgeted up to 2022
47052 Special Assessments - CFD One-Time Capital Tax	145,700	0	145,700	0	145,700	145,700	0	0	0	0	145,700
Revenue Totals:	145,700	0	145,700	0	145,700	145,700	0	0	0	0	145,700

Expenditures	Budget	Actual+Commit	Available	Prop. Inc./Dec. for 17-18	Budget+Prop. Inc./Dec.	Avail.+Prop. Inc./Dec.	18-19	19-20	20-21	21-22	Total Budgeted up to 2022
CA Construction Admin	50,000	18,496	31,504	0	50,000	31,504	0	0	0	0	50,000
CON Construction	409,700	109,700	300,000	0	409,700	300,000	0	0	0	0	409,700
CTGY Contingency - CIP	45,000	0	45,000	0	45,000	45,000	0	0	0	0	45,000
EDA Eng/Design/Admin	76,000	404	75,596	0	76,000	75,596	0	0	0	0	76,000
LA Land Acquisition	30,000	0	30,000	0	30,000	30,000	0	0	0	0	30,000
Expenditure Totals:	610,700	128,600	482,100	0	610,700	482,100	0	0	0	0	610,700

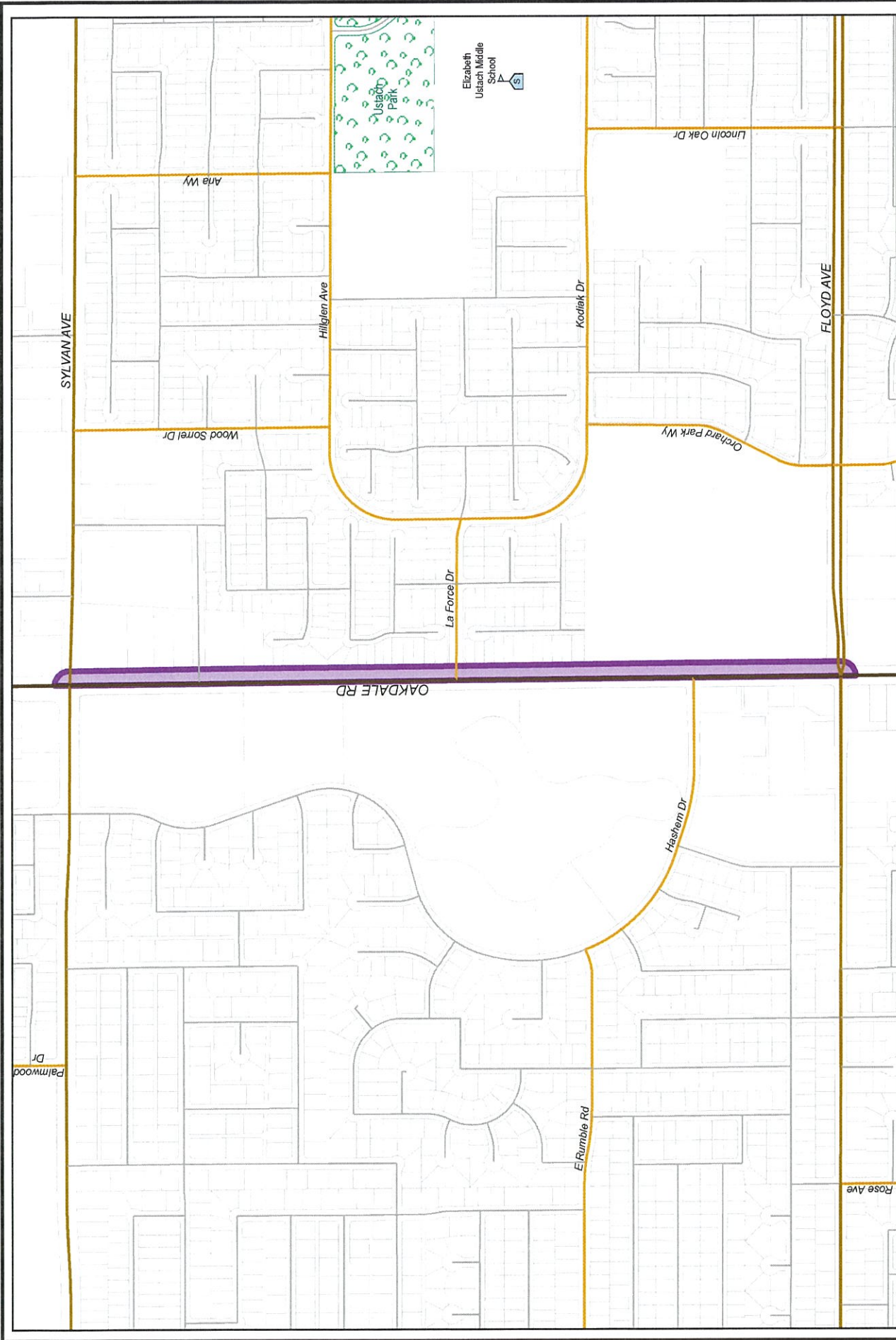
Fund Balance Required	Budget+Prop. Inc./Dec.	Available+Prop. Inc./Dec.
Village One #2 CFD Fund-3290	465,000	336,400



City of Modesto

Project #: 100098

CED - Oakdale Road from Floyd to Sylvan



CED - Oakdale Road from Floyd to Sylvan

100098

Capital Un-sponsored

Cost Center: 14999
Hosting Fund: Village One #2 CFD Fund-3290
Element Listing: Comm Svcs & Fac
Classification: Improvements
Category: CFD Road Improvements
Type Class: CFD Road Improvements
Area: Village One
Manager: Dion, Victoria Michelle
Start Date:
End Date:
Status: Active
Const. Code: Not Awarded

Proj Desc: This project will provide funding to construct full road improvements along the east side of Oakdale Road from Floyd Ave. to Sylvan Ave. including the installation of a landscaped median. A portion of this project was constructed by a developer. The developer was reimbursed per the terms set forth in the Acquisition and Shortfall Agreement with the CFD.

Proj Stat: Survey work has been completed. Design parameters remain in question. Right-of-way acquisition and utility relocation are required.

Expenditures

	Budget	Actual+Commit	Available	Prop. Inc./Dec. for 17-18	Budget+Prop. Inc./Dec.	Avail.+Prop. Inc./Dec.	18-19	19-20	20-21	21-22	Total Budgeted up to 2022
CA Construction Admin	91,110	25,218	65,892	0	91,110	65,892	0	0	0	0	91,110
CON Construction	879,000	337,819	541,181	0	879,000	541,181	0	0	0	0	879,000
CTGY Contingency - CIP	68,110	0	68,110	0	68,110	68,110	0	0	0	0	68,110
EDA Eng/Design/Admin	182,000	138,276	43,724	0	182,000	43,724	0	0	0	0	182,000
LA Land Acquisition	509,780	76,131	433,649	0	509,780	433,649	0	0	0	0	509,780
Expenditure Totals:	1,730,000	577,445	1,152,555	0	1,730,000	1,152,555	0	0	0	0	1,730,000

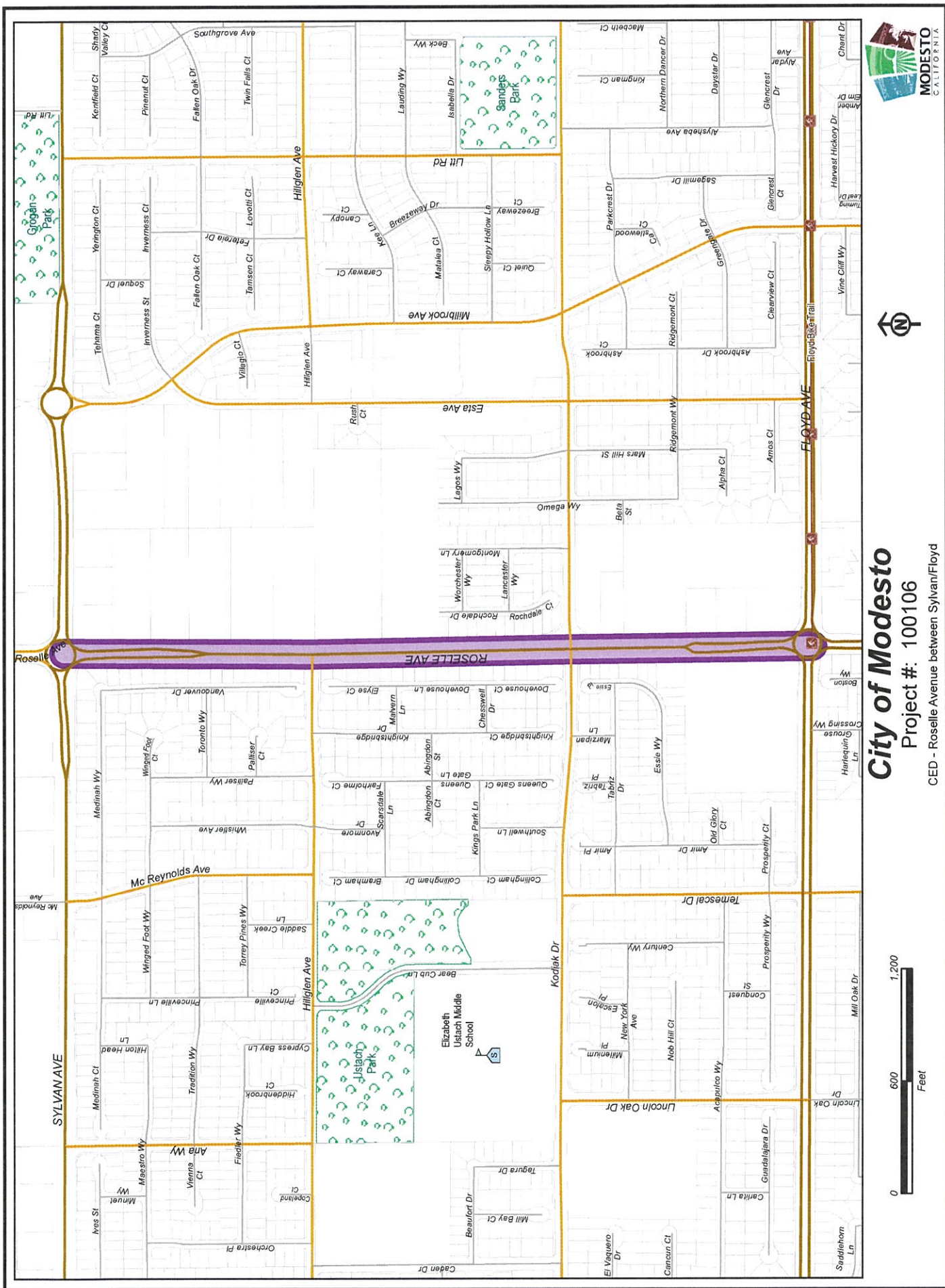
Fund Balance Required

Village One #2 CFD Fund-3290

Budget+Prop. Inc./Dec. 1,730,000
 Available+Prop. Inc./Dec. 1,152,555



City of Modesto
 Project #: 100106
 CED - Roselle-Avenue between Sylvan/Floyd



CED - Roselle Avenue between Sylvan/Floyd

100106

Capital Un-sponsored

Cost Center: 14999
Hosting Fund: Village One #2 CFD Fund - CIP Projects-3291
Element Listing: Comm Svcs & Fac
Classification: Improvements
Category: Traffic Circulation
Type Class: Other Street Projects
Area: Village One
Manager: Dion, Victoria Michelle
Start Date:
End Date:
Status: Active
Const. Code: Not Awarded

Proj Desc: This project will provide funding to acquire the necessary right of way and complete the construction of the remaining road improvements on Roselle Ave. between Floyd Ave. and Sylvan Ave. including curb, gutter, sidewalk, parkway landscaping and median landscaping. This project also includes the construction of a roundabout at the Roselle/Kodiak intersection. A portion of this project was constructed by a developer. The developer was reimbursed per the terms set forth in the Acquisition and Shortfall Agreement with Village One #2 bond proceeds.

Proj Stat: Design is complete. ROW acquisition is complete. Going to construction 2017.

Revenues	Budget	Actuals+Commit	Available	Prop. Inc./Dec. for 17-18	Bud + Prop. Incr/Decr	Avail. + Prop. Incr/Decr	18-19	19-20	20-21	21-22	Total Budgeted up to 2022
42110 Intergov - State - CA Department of Transportation	0	0	0	0	0	0	0	0	0	0	0
47020 Refunds, Damages, and Cost Recovery	0	76	-76	0	0	-76	0	0	0	0	0
80501 Reserve - Bond Financing	4,401,400	0	4,401,400	0	4,401,400	4,401,400	0	0	0	0	4,401,400
Revenue Totals:	4,401,400	76	4,401,324	0	4,401,400	4,401,324	0	0	0	0	4,401,400

Expenditures	Budget	Actual+Commit	Available	Prop. Inc./Dec. for 17-18	Budget+Prop. Inc./Dec.	Avail.+Prop. Inc./Dec.	18-19	19-20	20-21	21-22	Total Budgeted up to 2022
CA Construction Admin	279,000	60,187	218,814	0	279,000	218,814	0	0	0	0	279,000
CCF City Construct Force	5,000	12,854	-7,854	0	5,000	-7,854	0	0	0	0	5,000
CON Construction	4,401,513	4,162,592	238,921	0	4,401,513	238,921	0	0	0	0	4,401,513
CTGY Contingency - CIP	300,000	0	300,000	0	300,000	300,000	0	0	0	0	300,000
EDA Eng/Design/Admin	660,400	660,597	-197	0	660,400	-197	0	0	0	0	660,400
LA Land Acquisition	751,000	726,567	24,433	0	751,000	24,433	0	0	0	0	751,000
Expenditure Totals:	6,396,913	5,622,797	774,116	0	6,396,913	774,116	0	0	0	0	6,396,913

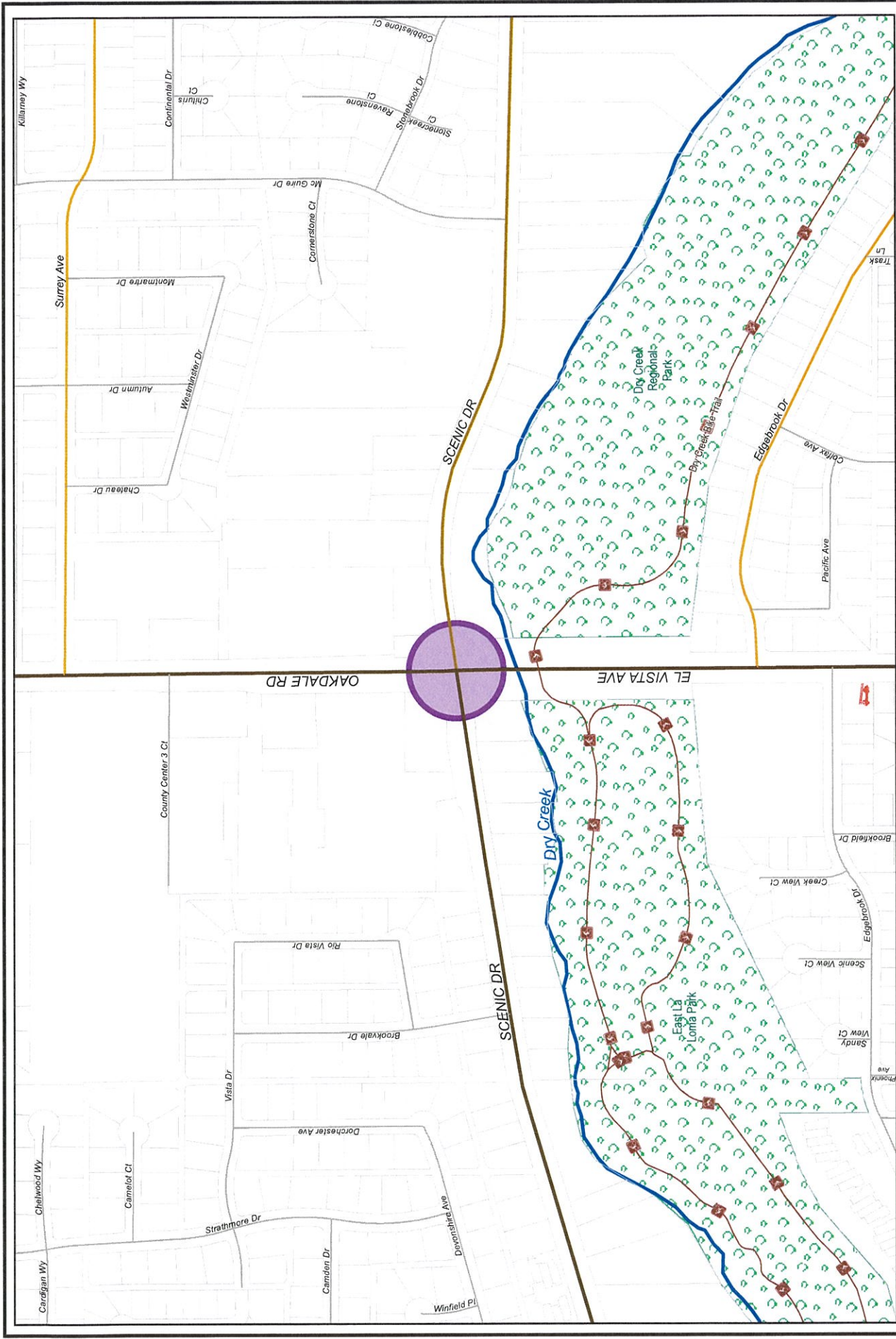
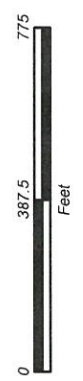
Fund Balance Required	Budget+Prop. Inc./Dec.	Available+Prop. Inc./Dec.
Village One #2 CFD Fund - CIP Projects-3291	1,995,513	-3,627,209



City of Modesto

Project #: 100585

CED - Right Turn Lanes Oakdale/Scenic



CED - Right Turn Lanes Oakdale/Scenic

100585

Capital Un-sponsored

Cost Center: 14999
Hosting Fund: Streets Capital Facility Fee Fund-3410
Element Listing: Comm Svcs & Fac Improvements
Classification: Improvements
Category: Traffic Circulation
Type Class: Intersection Upgrade
Area: Within City
Manager: Soares, Phillip A
Start Date:
End Date:
Status: Active
Const. Code: New or Future
Proj Desc: Improve intersection, resurface road and reconstruct roads at Oakdale and Scenic.
Proj Stat: Preliminary Engineering Phase

Revenues	Budget	Actuals+Commit	Available	Prop. Inc./Dec. for 17-18	Bud + Prop. Incr/Decr	Avail.+ Prop. Incr/Decr	18-19	19-20	20-21	21-22	Total Budgeted up to 2022
42110 Intergov - State - CA Department of Transportation	350,000	100,763	249,237	0	350,000	249,237	0	0	0	0	350,000
43240 CS - CD - Capital Facility Fees	45,346	0	45,346	0	45,346	45,346	0	0	0	0	45,346
Revenue Totals:	395,346	100,763	294,583	0	395,346	294,583	0	0	0	0	395,346

Expenditures	Budget	Actual+Commit	Available	Prop. Inc./Dec. for 17-18	Budget+Prop. Inc./Dec.	Avail.+Prop. Inc./Dec.	18-19	19-20	20-21	21-22	Total Budgeted up to 2022
EDA Eng/Design/Admin	395,346	148,243	247,103	0	395,346	247,103	0	0	0	0	395,346
Expenditure Totals:	395,346	148,243	247,103	0	395,346	247,103	0	0	0	0	395,346

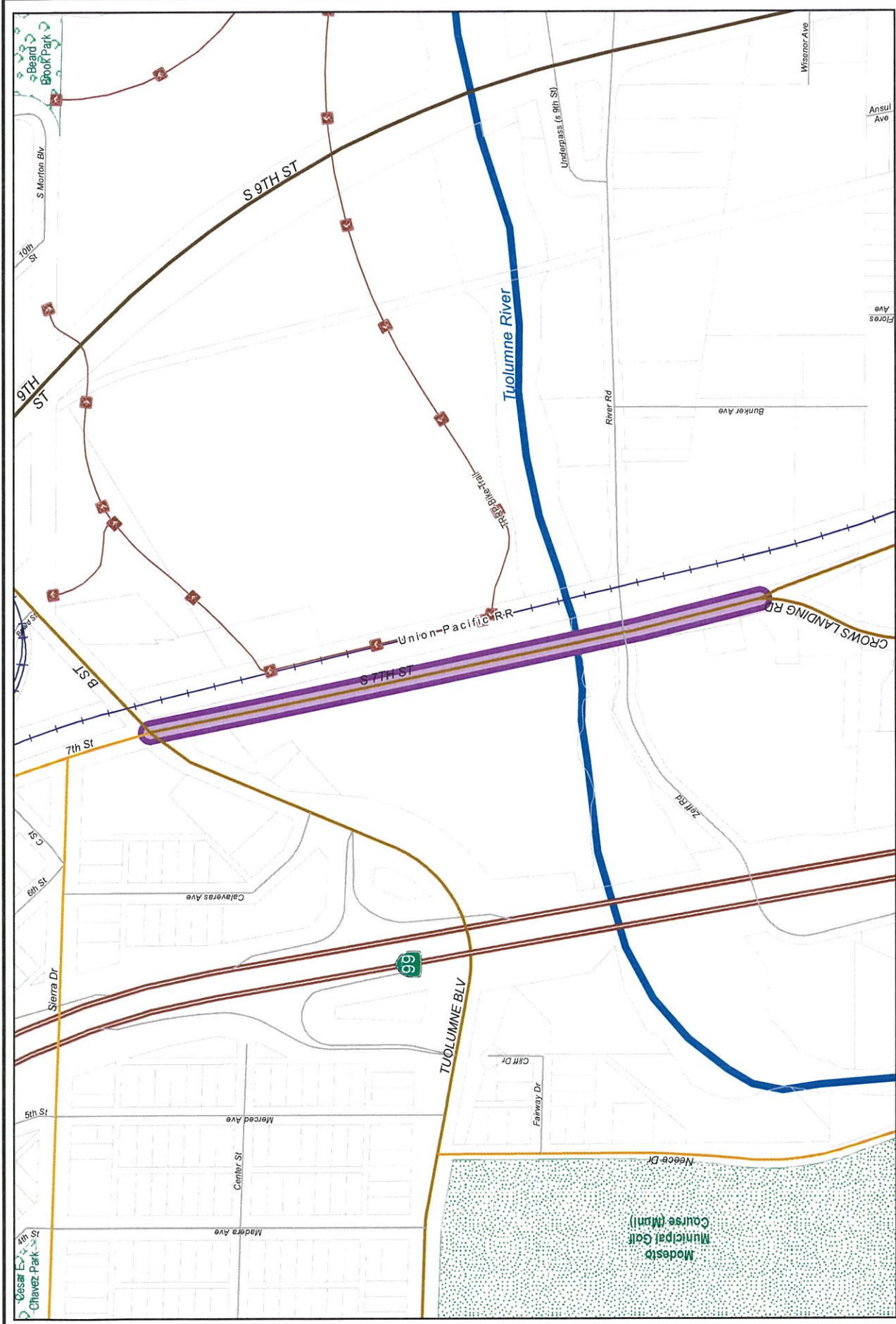
Fund Balance Required	Budget+Prop. Inc./Dec.	Available+Prop. Inc./Dec.
Streets Capital Facility Fee Fund-3410	0	-47,481



City of Modesto

Project #: 100586

CED - 7th Street Bridge at Tuolumne River



Map labels include: S 9TH ST, S 7TH ST, TUOLUMNE BLV, 9TH ST, 7th St, B ST, Union-Pacific RR, GROWS LANDING RD, Modesto Municipal Golf Course (Muni), Cesar Chavez Park, S Beard Book Park, S Morton Blv, 10th St, 15th St, 15th St, Center St, Madera Ave, Calaveras Ave, Sierra Dr, 15th St, 15th St, Fairway Dr, Cliff Dr, Neece Dr, River Rd, Bunker Ave, Wisenoz Ave, Anstul Ave, and Ebers Ave.

CED - 7th Street Bridge at Tuolumne River

100586

Capital Un-sponsored

Cost Center: 14999
Hosting Fund: Streets Capital Facility Fee Fund-3410
Element Listing: Comm Svcs & Fac Improvements
Classification: Improvements
Category: Traffic Circulation
Type Class: Major Street Improvements
Area: Within City
Manager: Dion, Victoria Michelle
Start Date:
End Date:
Status: Active
Const. Code: New or Future

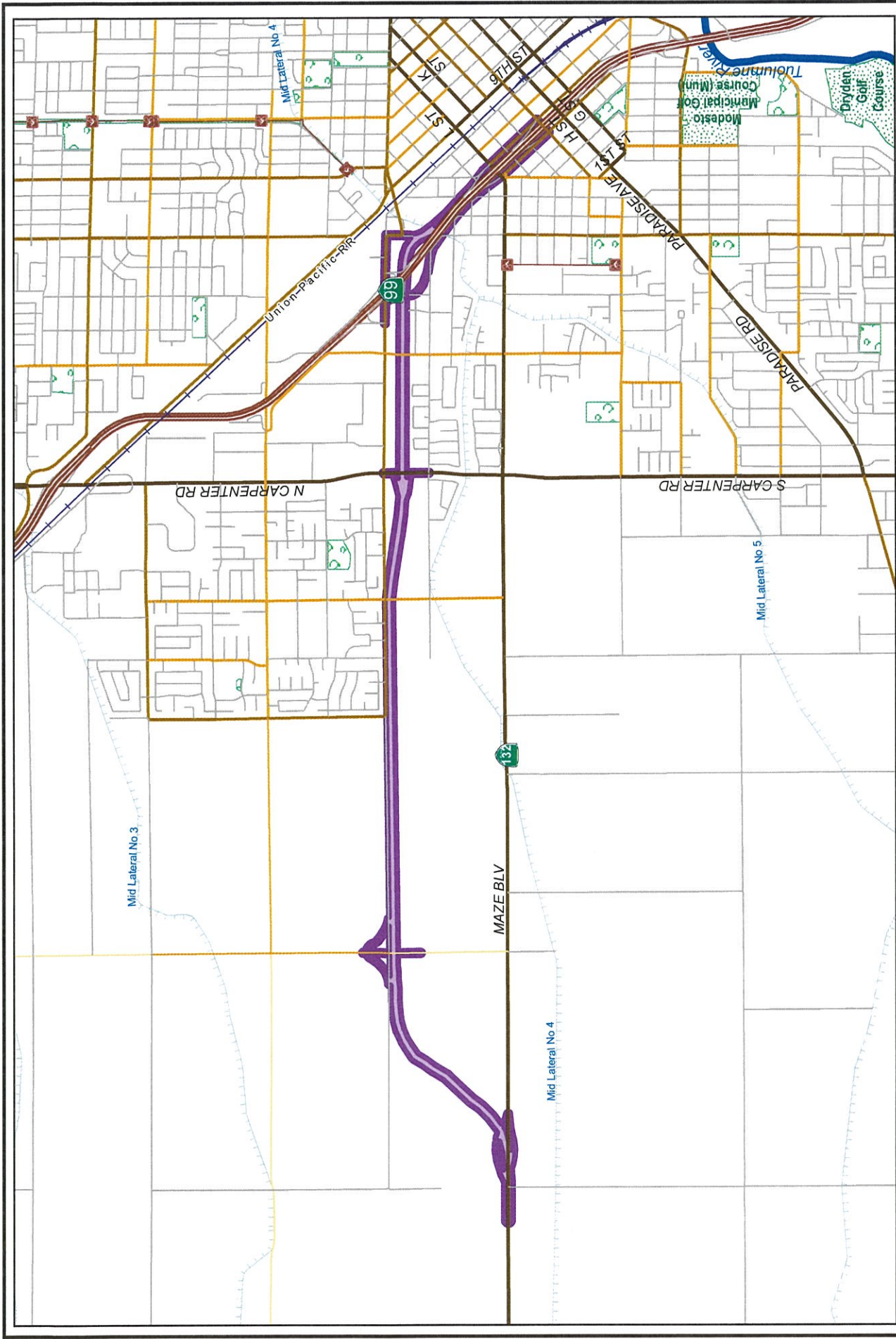
Proj Desc: Rehabilitate or replace the 7th Street Bridge over the Tuolumne River. Stanislaus County will be the lead agency for this project. It is expected that 88.53% of the project costs will be federally funded. The City and County will share in the cost of the local match requirement per the terms stated in the Memorandum of Understanding.

Proj Stat: Stanislaus County awarded a contract for design services to CH2M Hill in April 2012. Design and environmental work continues.

Revenues	Budget	Actuals+Commit	Available	Prop. Inc./Dec. for 17-18	Bud + Prop. Incr/Decr	Avail. + Prop. Incr/Decr	18-19	19-20	20-21	21-22	Total Budgeted up to 2022
42015 Intergov - Federal - Federal Highway Administration (DOT)	0	53,527	-53,527	0	0	-53,527	0	0	0	0	0
Revenue Totals:	0	53,527	-53,527	0	0	-53,527	0	0	0	0	0

Expenditures	Budget	Actual+Commit	Available	Prop. Inc./Dec. for 17-18	Budget+Prop. Inc./Dec.	Avail. + Prop. Inc./Dec.	18-19	19-20	20-21	21-22	Total Budgeted up to 2022
EDA Eng/Design/Admin	150,000	60,683	89,317	0	150,000	89,317	0	0	0	0	150,000
LM Local Match	533,500	120,371	413,129	0	533,500	413,129	0	0	0	0	533,500
Expenditure Totals:	683,500	181,054	502,446	0	683,500	502,446	0	0	0	0	683,500

Fund Balance Required	Budget+Prop. Inc./Dec.	Available+Prop. Inc./Dec.
Streets Capital Facility Fee Fund-3410	683,500	555,973



City of Modesto

Project #: 100614

CED - State Route 132 West Expressway



CED - State Route 132 West Expressway

100614

Capital Un-sponsored

Cost Center: 14999
Hosting Fund: Streets Capital Facility Fee Fund-3410
Element Listing: Comm Dev
Classification: Improvements
Category: Traffic Circulation
Type Class: Expressway Improvements
Area: System Wide
Manager: Dion, Victoria Michelle
Start Date:
End Date:
Status: Active
Const. Code: New or Future
Proj Desc: Construct 4-lane freeway/expressway on new alignment.
Proj Stat: DRAFT Environmental Document (DED) geometric designs in approval phase.

Revenues	Budget	Actuals+Commit	Available	Prop. Inc./Dec. for 17-18	Bud + Prop. Incr/Decr	Avail. + Prop. Incr/Decr	18-19	19-20	20-21	21-22	Total Budgeted up to 2022
43240 CS - CD - Capital Facility Fees	135,000	0	135,000	0	135,000	135,000	0	0	0	0	135,000
Revenue Totals:	135,000	0	135,000	0	135,000	135,000	0	0	0	0	135,000

Expenditures	Budget	Actual+Commit	Available	Prop. Inc./Dec. for 17-18	Budget+Prop. Inc./Dec.	Avail. + Prop. Inc./Dec.	18-19	19-20	20-21	21-22	Total Budgeted up to 2022
EDA Eng/Design/Admin	300,000	168,094	131,906	0	300,000	131,906	0	0	0	0	300,000
ENV Environmental	115,000	108,554	6,446	0	115,000	6,446	0	0	0	0	115,000
Expenditure Totals:	415,000	276,648	138,352	0	415,000	138,352	0	0	0	0	415,000

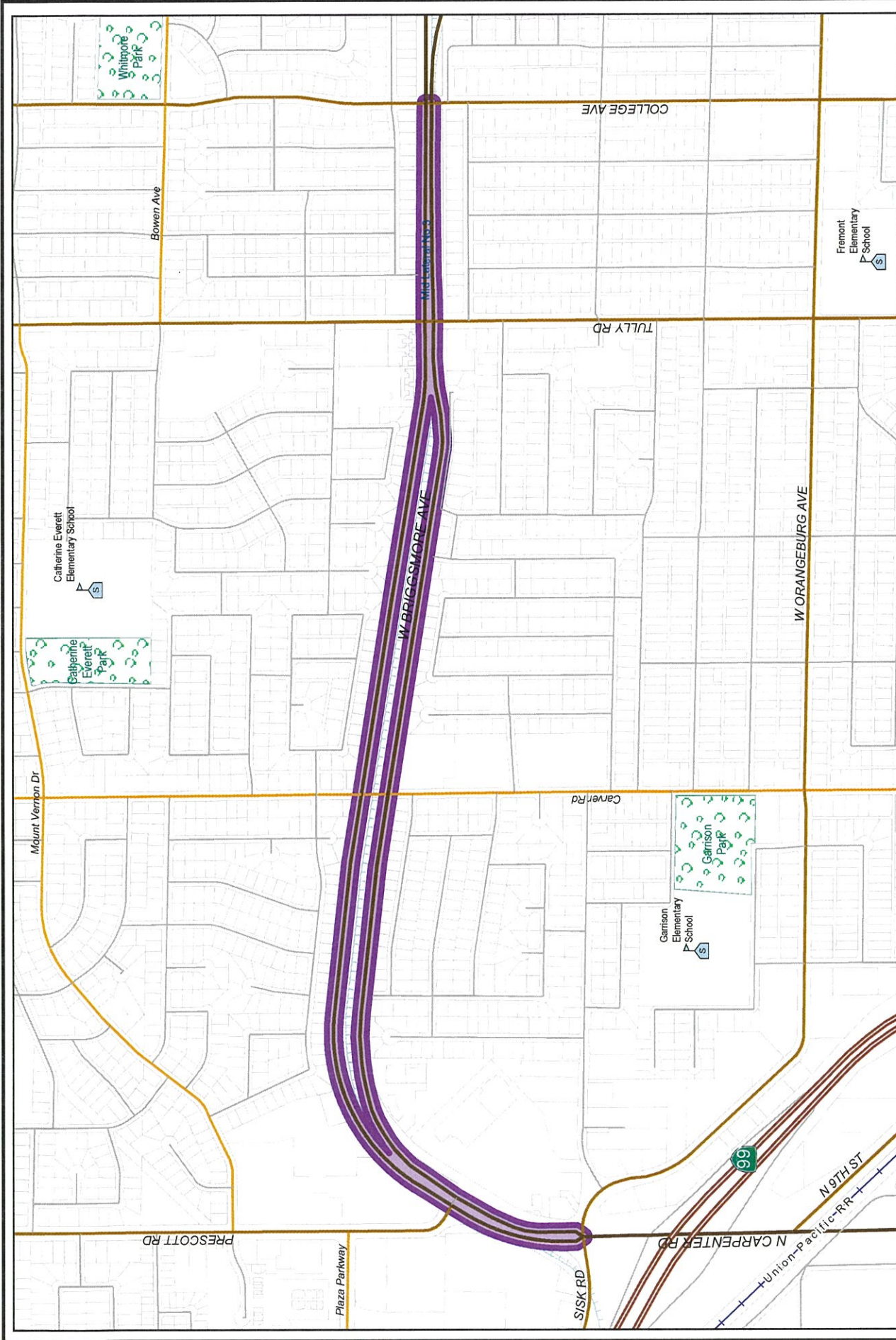
Fund Balance Required	Budget+Prop. Inc./Dec.	Available+Prop. Inc./Dec.
Streets Capital Facility Fee Fund-3410	280,000	3,352



City of Modesto

Project #: 100630

CED - Briggs. from Sisk to College (Suspended)



CED - Briggs. from Sisk to College (Suspended)

100630

Capital Un-sponsored

Cost Center: 14999
Hosting Fund: LTF - Street and Roads Fund-1510
Element Listing: Comm Svcs & Fac
Classification: Maintenance
Category: Traffic Circulation
Type Class: Major Street Improvements
Area: Within City
Manager: Dion, Victoria Michelle
Start Date:
End Date:
Status: New
Const. Code: New or Future

Proj Desc: This is a federally funded pavement rehabilitation project to resurface portions of Briggsmore Ave. between Sisk and McHenry. Briggsmore will receive a microsurfacing treatment from Sisk Road to just west of McHenry. Restriping to include bike lanes.

Federal project number is STPL-5059 (188).

Proj Stat: Project Complete.

Revenues	Budget	Actuals+Commit	Available	Prop. Inc./Dec. for 17-18	Bud + Prop. Incr/Decr	Avail. + Prop. Incr/Decr	18-19	19-20	20-21	21-22	Total Budgeted up to 2022
42102 Intergov - State - LTF - Streets and Roads Deferred	0	0	0	0	0	0	0	0	0	0	0
42110 Intergov - State - CA Department of Transportation	1,739,188	1,651,993	87,195	0	1,739,188	87,195	0	0	0	0	1,739,188
61510 Transfer In from Fund 1510	0	0	0	0	0	0	0	0	0	0	0
61720 Transfer In from Fund 1720	0	0	0	0	0	0	0	0	0	0	0
Revenue Totals:	1,739,188	1,651,993	87,195	0	1,739,188	87,195	0	0	0	0	1,739,188

Expenditures	Budget	Actual+Commit	Available	Prop. Inc./Dec. for 17-18	Budget+Prop. Inc./Dec.	Avail.+Prop. Inc./Dec.	18-19	19-20	20-21	21-22	Total Budgeted up to 2022
CA Construction Admin	200,172	131,149	69,023	0	200,172	69,023	0	0	0	0	200,172
CCF City Construction Fo	5,982	0	5,982	0	5,982	5,982	0	0	0	0	5,982
CON Construction	1,429,802	1,431,792	-1,990	0	1,429,802	-1,990	0	0	0	0	1,429,802
CTGY Contingency - CIP	114,384	48,779	65,605	0	114,384	65,605	0	0	0	0	114,384
EDA Eng/Design/Admin	250,708	233,989	16,719	0	250,708	16,719	0	0	0	0	250,708
Expenditure Totals:	2,001,048	1,845,709	155,339	0	2,001,048	155,339	0	0	0	0	2,001,048

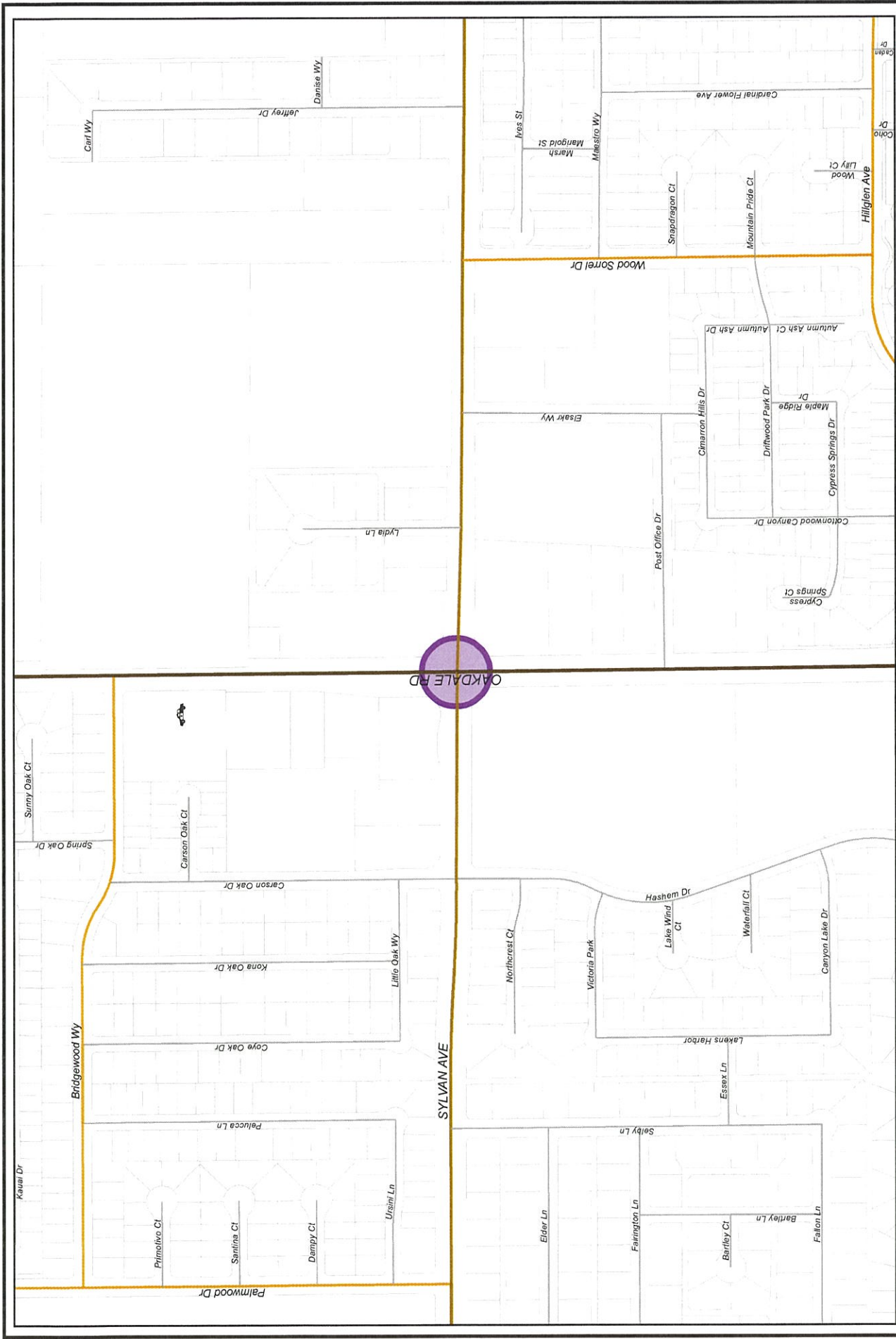
Fund Balance Required	Budget+Prop. Inc./Dec.	Available+Prop. Inc./Dec.
LTF - Street and Roads Fund-1510	261,860	68,144



City of Modesto

Project #: 100631

CED - Oakdale Road and Sylvan Avenue Intersection Improvements



CED - Oakdale Road and Sylvan Avenue Intersection Improvements

100631

Capital Un-sponsored

Cost Center: 14999
Hosting Fund: Streets Capital Facility Fee Fund-3410
Element Listing: Comm Dev
Classification: Improvements
Category: Traffic Circulation
Type Class: Intersection Upgrade
Area: Within City
Manager: Covolo, Charles
Start Date:
End Date:
Status: Active
Const. Code: New or Future
Proj Desc: Construct right turn lane and bus turnout.
Proj Stat: Preliminary engineering (PE) phase - 90%. Right-of-way Acquisition - 10%. Project on hold due to MID issues.

Revenues	Budget	Actuals+Commit	Available	Prop. Inc./Dec. for 17-18	Bud + Prop. Incr/Decr	Avail.+ Prop. Incr/Decr	18-19	19-20	20-21	21-22	Total Budgeted up to 2022
42110 Intergov - State - CA Department of Transportation	750,000	154,549	595,451	0	750,000	595,451	0	0	0	0	750,000
Revenue Totals:	750,000	154,549	595,451	0	750,000	595,451	0	0	0	0	750,000

Expenditures	Budget	Actual+Commit	Available	Prop. Inc./Dec. for 17-18	Budget+Prop. Inc./Dec.	Avail.+Prop. Inc./Dec.	18-19	19-20	20-21	21-22	Total Budgeted up to 2022
CON Construction	1,245,120	0	1,245,120	-1,245,120	0	0	0	0	0	0	0
EDA Eng/Design/Admin	300,000	193,244	106,757	0	300,000	106,757	0	0	0	0	300,000
LA Land Acquisition	300,000	35,496	264,504	0	300,000	264,504	0	0	0	0	300,000
UE Utility and EIR	150,000	3,064	146,936	0	150,000	146,936	0	0	0	0	150,000
Expenditure Totals:	1,995,120	231,804	1,763,316	-1,245,120	750,000	518,196	0	0	0	0	750,000

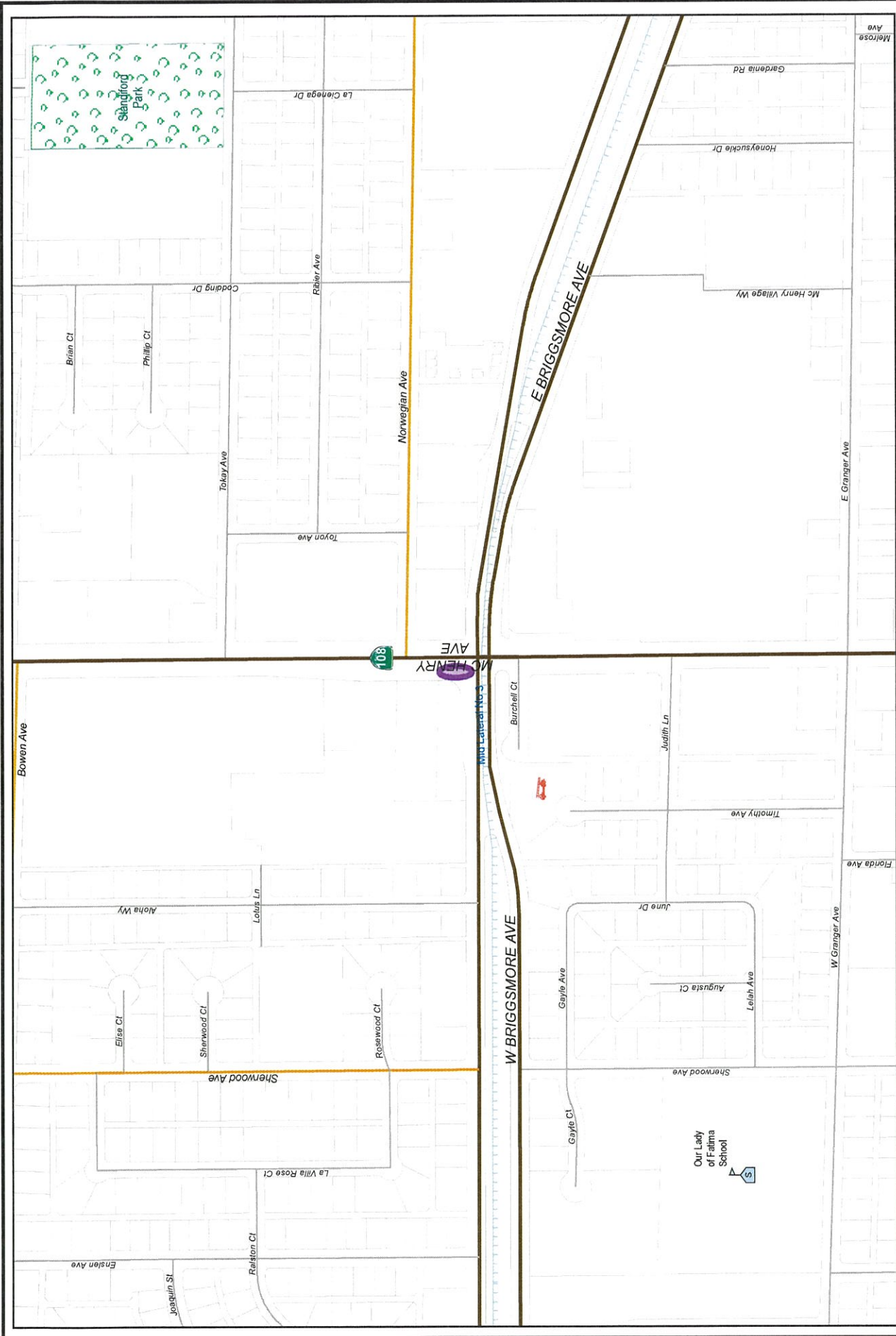
Fund Balance Required	Budget+Prop. Inc./Dec.	Available+Prop. Inc./Dec.
Streets Capital Facility Fee Fund-3410	0	-77,255



City of Modesto

Project #: 100632

CED - Right Turn Lane Southbound McHenry Ave to Westbound Briggsmore Ave



CED - Right Turn Lane Southbound McHenry Ave to Westbound Briggsmore Ave 100632

Capital Un-sponsored

Cost Center: 14999 **Category:** Traffic Circulation **Start Date:**
Hosting Fund: Streets Capital Facility Fee Fund-3410 **Type Class:** Intersection Upgrade **End Date:**
Element Listing: Comm Dev **Area:** Within City **Status:** Active
Classification: Improvements **Manager:** Covolo, Charles **Const. Code:** New or Future

Proj Desc: This project provides funding to widen and install right turn lane at southbound McHenry Avenue to westbound Briggsmore Avenue. The work to be done includes curb, gutter, sidewalk, traffic signal modifications and paving to add right-turn lane.

Additional Project Status: Additional funds will be required prior to start of construction.

Proj Stat: Project construction drawing & specifications 95% complete. Caltrans Encroachment permit received. MID relocations complete. Pending Comcast relocation. Construction will begin following utility relocation completion.

Revenues	Budget	Actuals+Commit	Available	Prop. Inc./Dec. for 17-18	Bud + Prop. Incr/Decr	Avail.+ Prop. Incr/Decr	18-19	19-20	20-21	21-22	Total Budgeted up to 2022
42110 Intergov - State - CA Department of Transportation	858,630	370,014	488,616	0	858,630	488,616	0	0	0	0	858,630
43240 CS - CD - Capital Facility Fees	194,300	0	194,300	0	194,300	194,300	0	0	0	0	194,300
Revenue Totals:	1,052,930	370,014	682,916	0	1,052,930	682,916	0	0	0	0	1,052,930

Expenditures	Budget	Actual+Commit	Available	Prop. Inc./Dec. for 17-18	Budget+Prop. Inc./Dec.	Avail.+Prop. Inc./Dec.	18-19	19-20	20-21	21-22	Total Budgeted up to 2022
CA Construction Admin	72,890	437	72,453	0	72,890	72,453	0	0	0	0	72,890
CON Construction	494,082	0	494,082	0	494,082	494,082	0	0	0	0	494,082
CTGY-CIP Contingency - CIP	48,593	0	48,593	0	48,593	48,593	0	0	0	0	48,593
EDA Eng/Design/Admin	169,000	158,172	10,828	0	169,000	10,828	0	0	0	0	169,000
LA Land Acquisition	240,605	240,605	0	0	240,605	0	0	0	0	0	240,605
UE Utility and EIR	27,760	17,273	10,487	0	27,760	10,487	0	0	0	0	27,760
Expenditure Totals:	1,052,930	416,487	636,443	0	1,052,930	636,443	0	0	0	0	1,052,930

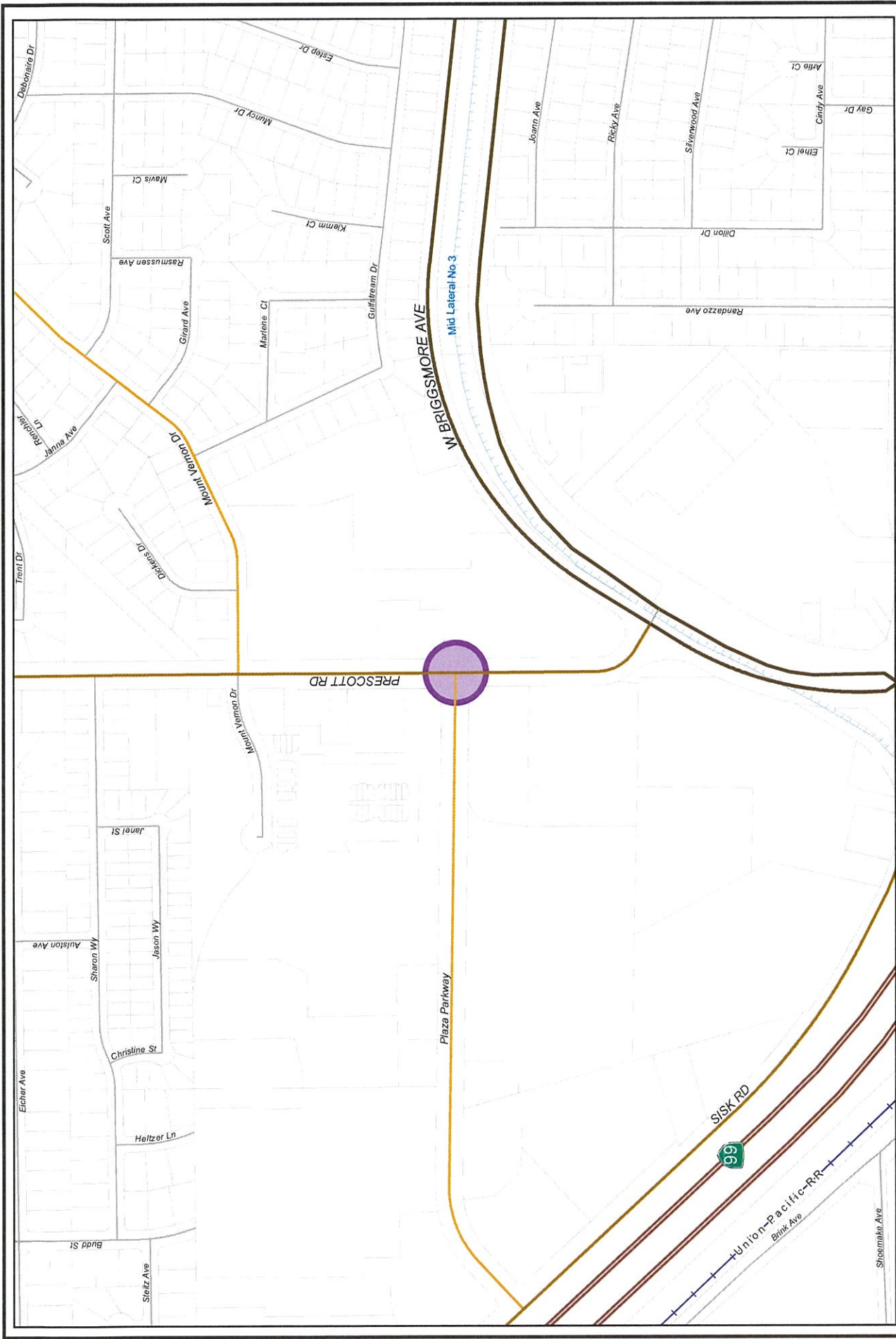
Fund Balance Required	Budget+Prop. Inc./Dec.	Available+Prop. Inc./Dec.
Streets Capital Facility Fee Fund-3410	0	-46,473



City of Modesto

Project #: 100633

CED - Right Turn Lane at Prescott and Plaza Parkway



Map labels include: Debonaire Dr, Estep Dr, Minicy Dr, Mavis Ct, Scott Ave, Rasmussen Ave, Grand Ave, Mariene Ct, Guilftream Dr, W BRIGGSMORE AVE, Mid Lateral No 3, Joanna Ave, Ricky Ave, Shynwood Ave, Ethel Ct, Cindy Ave, Gay Dr, Dillon Dr, Randazzo Ave, Trent Dr, Janna Ave, Mount Vernon Dr, Dishes Dr, Prescott Rd, Madam Newman Dr, Eicher Ave, Sharon Wy, Aulston Ave, Jason Wy, Christine St, Heltzer Ln, Budd St, Sisk Rd, Union-Pacific-RR, Brink Ave, Shoemaker Ave, and Plaza Parkway.

CED - Right Turn Lane at Prescott and Plaza Parkway

100633

Capital Un-sponsored

Cost Center: 14999
Hosting Fund: Capital Grants - Streets CIP Projects-3160
Element Listing: Comm Dev
Classification: Improvements
Category: Traffic Circulation
Type Class: Intersection Upgrade
Area: Within City
Manager: Covolo, Charles
Start Date:
End Date:
Status: Active
Const. Code: New or Future

Proj Desc: Widen and install right turn lane at southbound Prescott Road to westbound Plaza Parkway. The work to be done include curb, gutter, sidewalk, traffic signal modification and paving to add right-turn lane.

Proj Stat: Project construction drawings & project specifications are 99% complete. Dry utilities relocation complete. Construction to start Fall of 2017.

Revenues	Budget	Actuals+Commit	Available	Prop. Inc./Dec. for 17-18	Bud + Prop. Incr/Decr	Avail. + Prop. Incr/Decr	18-19	19-20	20-21	21-22	Total Budgeted up to 2022
42110 Intergov - State - CA Department of Transportation	615,000	86,673	528,327	0	615,000	528,327	0	0	0	0	615,000
61700 Transfer In from Fund 1700	106,130	0	106,130	0	106,130	106,130	0	0	0	0	106,130
61720 Transfer In from Fund 1720	0	0	0	0	0	0	0	0	0	0	0
61730 Transfer In from Fund 1730	4,200	0	4,200	0	4,200	4,200	0	0	0	0	4,200
Revenue Totals:	725,330	86,673	638,657	0	725,330	638,657	0	0	0	0	725,330

Expenditures	Budget	Actual+Commit	Available	Prop. Inc./Dec. for 17-18	Budget+Prop. Inc./Dec.	Avail.+Prop. Inc./Dec.	18-19	19-20	20-21	21-22	Total Budgeted up to 2022
CA Construction Admin	46,200	1,568	44,632	0	46,200	44,632	0	0	0	0	46,200
CON Construction	397,051	0	397,051	0	397,051	397,051	0	0	0	0	397,051
CTGY Contingency - CIP	30,800	0	30,800	0	30,800	30,800	0	0	0	0	30,800
EDA Eng/Design/Admin	104,200	101,905	2,296	0	104,200	2,296	0	0	0	0	104,200
UE Utility and EIR	147,079	32,100	114,979	0	147,079	114,979	0	0	0	0	147,079
Expenditure Totals:	725,330	135,572	589,758	0	725,330	589,758	0	0	0	0	725,330

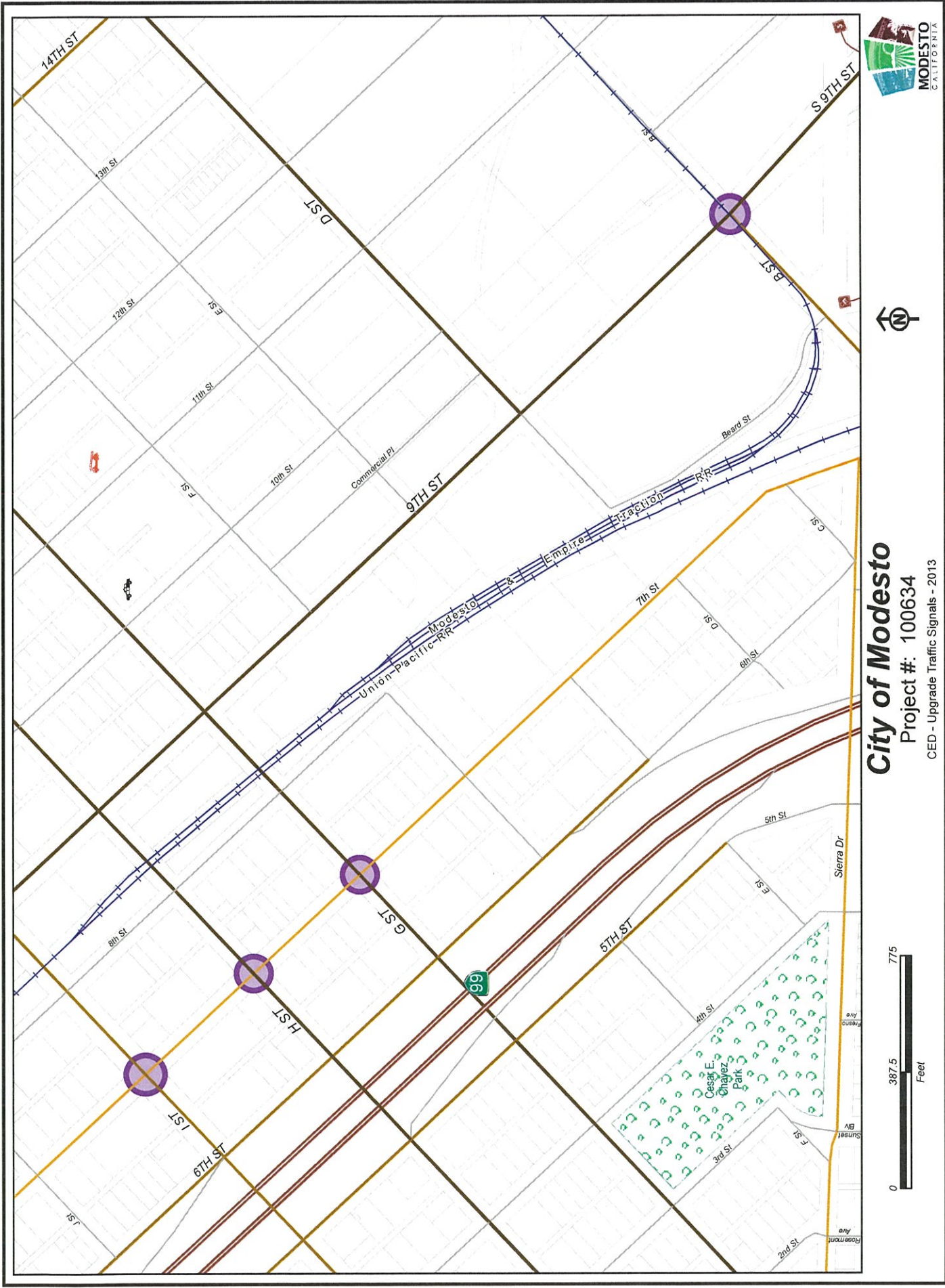
Fund Balance Required	Budget+Prop. Inc./Dec.	Available+Prop. Inc./Dec.
Capital Grants - Streets CIP Projects-3160	0	-48,899



City of Modesto

Project #: 100634

CED - Upgrade Traffic Signals - 2013



CED - Upgrade Traffic Signals - 2013

100634

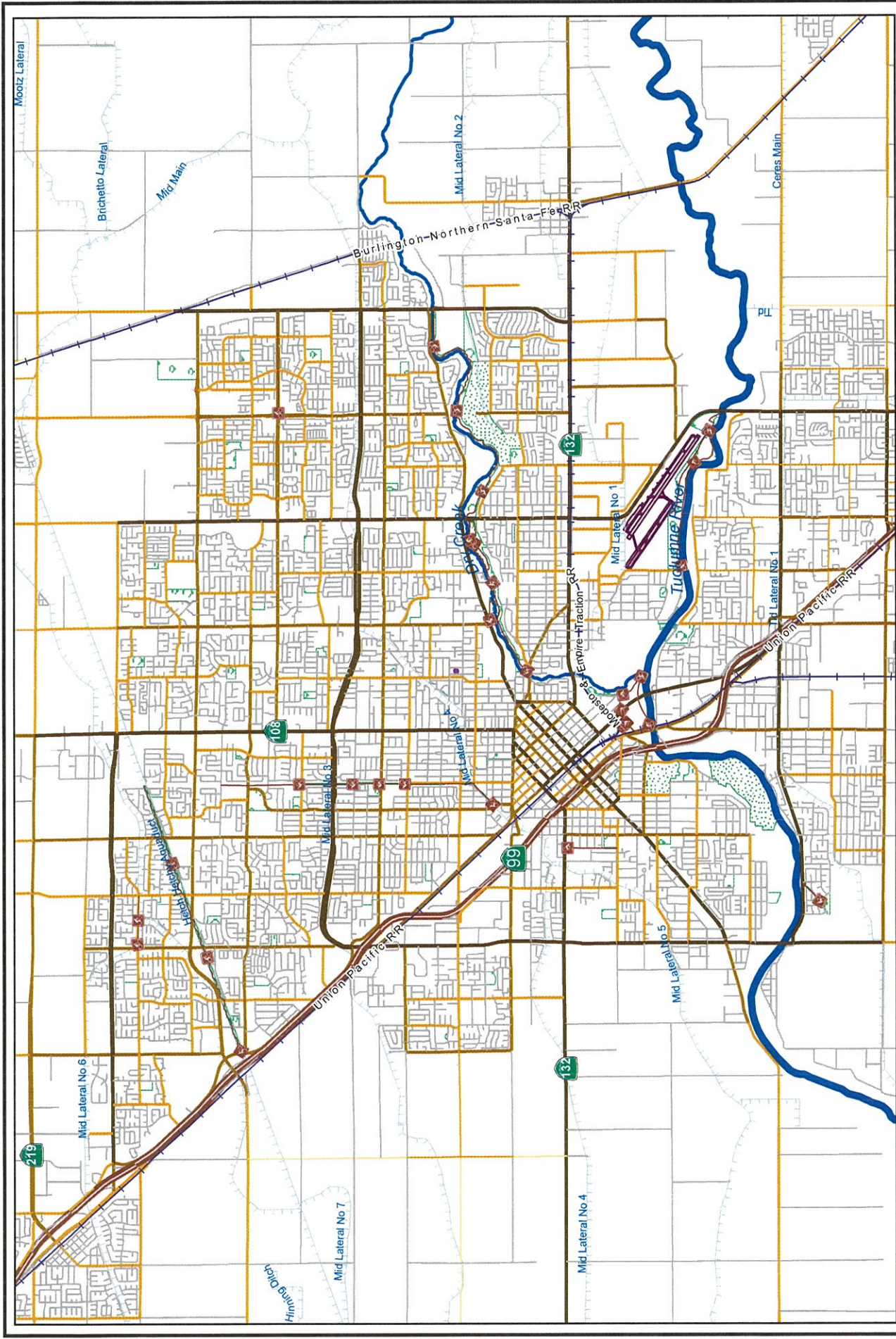
Capital Un-sponsored

Cost Center: 14999
Hosting Fund: Capital Grants - Streets CIP Projects-3160
Element Listing: Comm Dev
Classification: Improvements
Category: Traffic Circulation
Type Class: Traffic Signals
Area: Within City
Manager: Murphy, Mark G
Start Date:
End Date:
Status: Active
Const. Code: New or Future
Proj Desc: Upgrade traffic signals at 9th @ B, 7th @ G, 7th @ H and 7th @ I Streets. Make ADA compliant, install pedestrian push buttons, indications, and vehicle detector loops.
Proj Stat: Design started and is 85% complete.

Revenues	Budget	Actuals+Commit	Available	Prop. Inc./Dec. for 17-18	Bud + Prop. Incr/Decr	Avail.+ Prop. Incr/Decr	18-19	19-20	20-21	21-22	Total Budgeted up to 2022
42110 Intergov - State - CA Department of Transportation	864,851	57,053	807,798	0	864,851	807,798	0	0	0	0	864,851
Revenue Totals:	864,851	57,053	807,798	0	864,851	807,798	0	0	0	0	864,851

Expenditures	Budget	Actual+Commit	Available	Prop. Inc./Dec. for 17-18	Budget+Prop. Inc./Dec.	Avail.+Prop. Inc./Dec.	18-19	19-20	20-21	21-22	Total Budgeted up to 2022
CA Construction Admin	102,551	2,106	100,445	0	102,551	100,445	0	0	0	0	102,551
CON Construction	623,000	0	623,000	0	623,000	623,000	0	0	0	0	623,000
CTGY-CIP Contingency - CIP	62,300	0	62,300	0	62,300	62,300	0	0	0	0	62,300
EDA Eng/Design/Admin	77,000	62,091	14,909	0	77,000	14,909	0	0	0	0	77,000
Expenditure Totals:	864,851	64,197	800,654	0	864,851	800,654	0	0	0	0	864,851

Fund Balance Required	Budget+Prop. Inc./Dec.	Available+Prop. Inc./Dec.
Capital Grants - Streets CIP Projects-3160	0	-7,144



City of Modesto

Project #: 100635

CED - Traffic Model Maintenance



CED - Traffic Model Maintenance

100635

Capital Un-sponsored

Cost Center: 14999
 Hosting Fund: Streets Capital Facility Fee Fund-3410
 Element Listing: Comm Dev
 Classification: Improvements

Category: Traffic Circulation
 Type Class: Intersection Upgrade
 Area: Within City
 Manager: Wang, Haiyan

Start Date:
 End Date:
 Status: Active
 Const. Code: New or Future

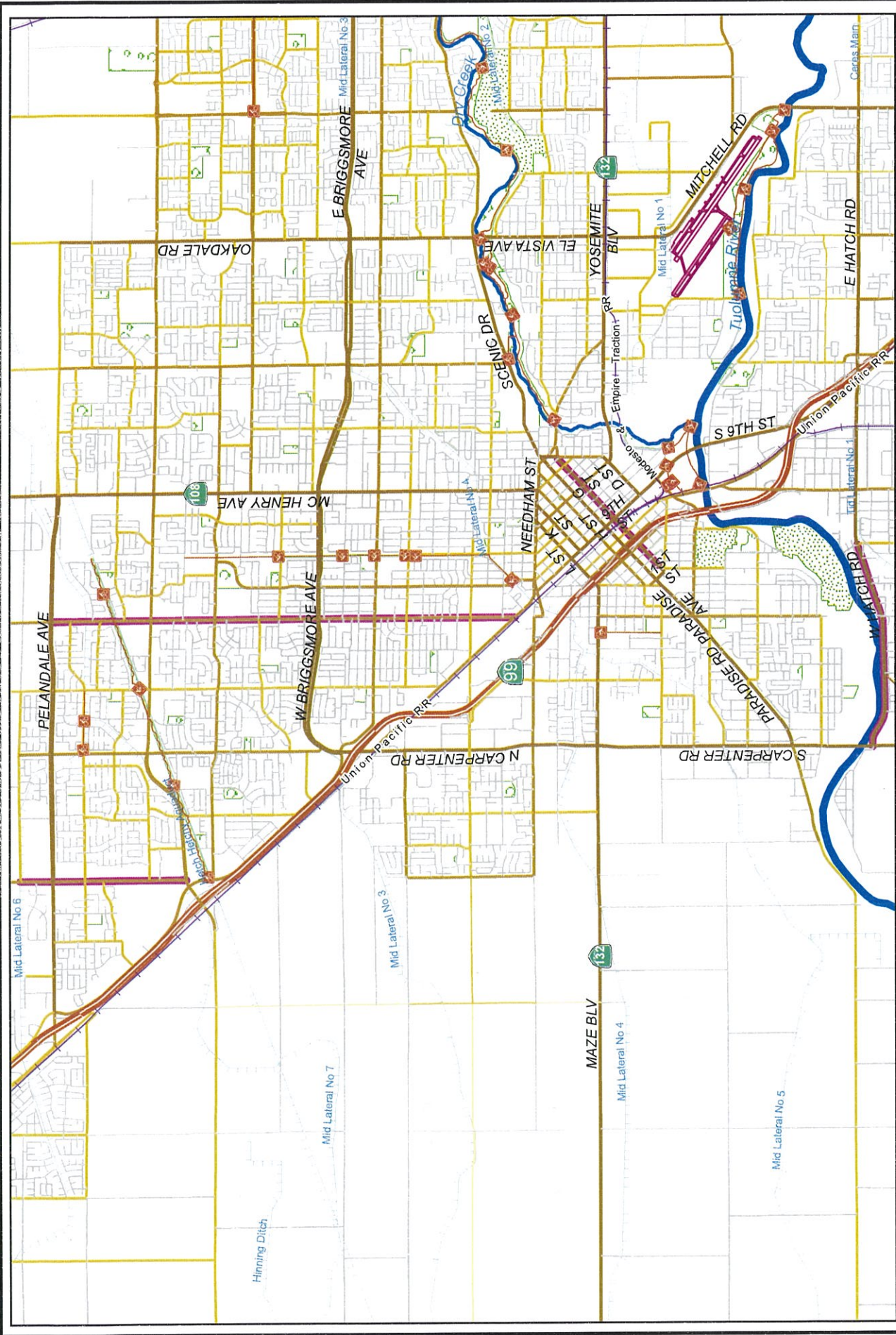
Proj Desc: This project will update the City of Modesto's Traffic Model. In addition, it will include a Traffic Counting Program that will be used for the maintenance of the Traffic Model and other traffic flow improvement projects.

Proj Stat: Project has been started and coordination with the StanCOG Traffic Model Update is underway. Funding for this project comes from a 100% CMAQ Grant.

Revenues	Budget	Actuals+Commit	Available	Prop. Inc./Dec. for 17-18	Bud + Prop. Incr/Decr	Avail. + Prop. Incr/Decr	18-19	19-20	20-21	21-22	Total Budgeted up to 2022
42110 Intergov - State - CA Department of Transportation	400,000	280,171	119,829	0	400,000	119,829	0	0	0	0	400,000
Revenue Totals:	400,000	280,171	119,829	0	400,000	119,829	0	0	0	0	400,000

Expenditures	Budget	Actual+Commit	Available	Prop. Inc./Dec. for 17-18	Budget+Prop. Inc./Dec.	Avail. + Prop. Inc./Dec.	18-19	19-20	20-21	21-22	Total Budgeted up to 2022
CCF City Construct Force	335,000	284,274	50,726	0	335,000	50,726	0	0	0	0	335,000
CON Construction	65,000	10,211	54,789	0	65,000	54,789	0	0	0	0	65,000
Expenditure Totals:	400,000	294,485	105,515	0	400,000	105,515	0	0	0	0	400,000

Fund Balance Required	Budget+Prop. Inc./Dec.	Available+Prop. Inc./Dec.
Streets Capital Facility Fee Fund-3410	0	-14,314



City of Modesto

Project #: 100707

CED - 2014 Pavement Rehab



City of Modesto: 2017-22 Capital Improvement Program

CED - 2014 Pavement Rehab

100707

Capital Un-sponsored

Cost Center: 14999
 Hosting Fund: Capital Grants - Streets CIP Projects-3160
 Element Listing: Comm Svcs & Fac
 Classification: Improvements

Category: Traffic Circulation
 Type Class: Major Street Improvements
 Area: Within City
 Manager: Dion, Victoria Michelle

Start Date:
 End Date:
 Status: Active
 Const. Code: Not Awarded

Proj Desc: This is a Federally-funded pavement rehabilitation project utilizing RSTP funds. Streets from 2nd St. to 4th St., Hatch Road from Ustick to Montecello. It is expected that this project will include resurfacing and possibly some asphalt overlays. Toll credits will be used in place of match money. Federal project # Stpl-5059(194)

Proj Stat: Construction completed.

Revenues	Budget	Actuals+Commit	Available	Prop. Inc./Dec. for 17-18	Bud + Prop. Incr/Decr	Avail. + Prop. Incr/Decr	18-19	19-20	20-21	21-22	Total Budgeted up to 2022
42110 Intergov - State - CA Department of Transportation	1,535,000	155,960	1,379,040	0	1,535,000	1,379,040	0	0	0	0	1,535,000
Revenue Totals:	1,535,000	155,960	1,379,040	0	1,535,000	1,379,040	0	0	0	0	1,535,000

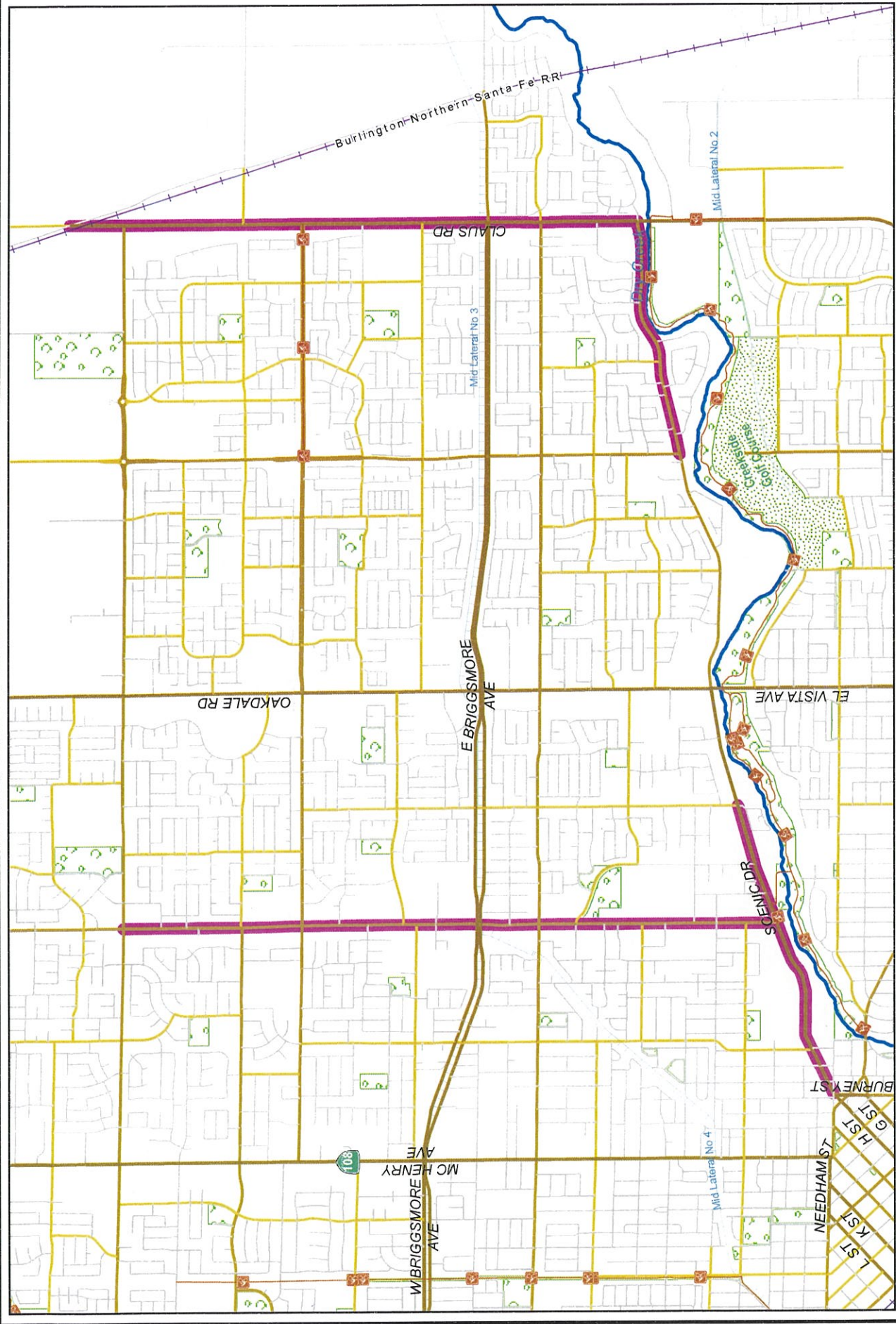
Expenditures	Budget	Actual+Commit	Available	Prop. Inc./Dec. for 17-18	Budget+Prop. Inc./Dec.	Avail.+Prop. Inc./Dec.	18-19	19-20	20-21	21-22	Total Budgeted up to 2022
CA Construction Admin	150,907	96,441	54,466	0	150,907	54,466	0	0	0	0	150,907
CCF City Construct Force	0	53	-53	0	0	-53	0	0	0	0	0
CON Construction	958,186	754,689	203,497	0	958,186	203,497	0	0	0	0	958,186
CTGY-CIP Contingency - CIP	150,907	79,748	71,159	0	150,907	71,159	0	0	0	0	150,907
EDA Eng/Design/Admin	275,000	277,143	-2,143	0	275,000	-2,143	0	0	0	0	275,000
Expenditure Totals:	1,535,000	1,208,075	326,925	0	1,535,000	326,925	0	0	0	0	1,535,000

Fund Balance Required	Budget+Prop. Inc./Dec.	Available+Prop. Inc./Dec.
Capital Grants - Streets CIP Projects-3160	0	-1,052,115



City of Modesto

Project #: 100708
CED - 2015 Pavement Rehab



CED - 2015 Pavement Rehab

100708

Capital Un-sponsored

Cost Center: 14999
 Hosting Fund: Capital Grants - Streets CIP Projects-3160
 Element Listing: Comm Svcs & Fac Improvements
 Classification: Improvements
 Category: Traffic Circulation
 Type Class: Major Street Improvements
 Area: Within City
 Manager: Dion, Victoria Michelle
 Start Date:
 End Date:
 Status: Active
 Const. Code: Not Awarded

Proj Desc: This is a federally-funded pavement rehabilitation project utilizing federal RSTP funds. The project improvements include pavement rehabilitation and a new bike path along Claus Road from Scenic to Merle. Toll credits will be used in place of match money for both the design and construction phases. Federal Project Number is STPL-5059(195).

Proj Stat: Design underway. Anticipate construction 2018. Additional \$200,000 funds needed for construction.

Revenues	Budget	Actuals+Commit	Available	Prop. Inc./Dec. for 17-18	Bud + Prop. Incr/Decr	Avail. + Prop. Incr/Decr	18-19	19-20	20-21	21-22	Total Budgeted up to 2022
42110 Intergov - State - CA Department of Transportation	1,826,983	119,892	1,707,091	0	1,826,983	1,707,091	0	0	0	0	1,826,983
Revenue Totals:	1,826,983	119,892	1,707,091	0	1,826,983	1,707,091	0	0	0	0	1,826,983

Expenditures	Budget	Actual+Commit	Available	Prop. Inc./Dec. for 17-18	Budget+Prop. Inc./Dec.	Avail. + Prop. Inc./Dec.	18-19	19-20	20-21	21-22	Total Budgeted up to 2022
CA Construction Admin	129,332	58	129,274	0	129,332	129,274	0	0	0	0	129,332
CON Construction	1,293,319	0	1,293,319	0	1,293,319	1,293,319	0	0	0	0	1,293,319
CTGY-CIP Contingency - CIP	129,332	0	129,332	0	129,332	129,332	0	0	0	0	129,332
EDA Eng/Design/Admin	275,000	231,203	43,797	0	275,000	43,797	0	0	0	0	275,000
Expenditure Totals:	1,826,983	231,261	1,595,722	0	1,826,983	1,595,722	0	0	0	0	1,826,983

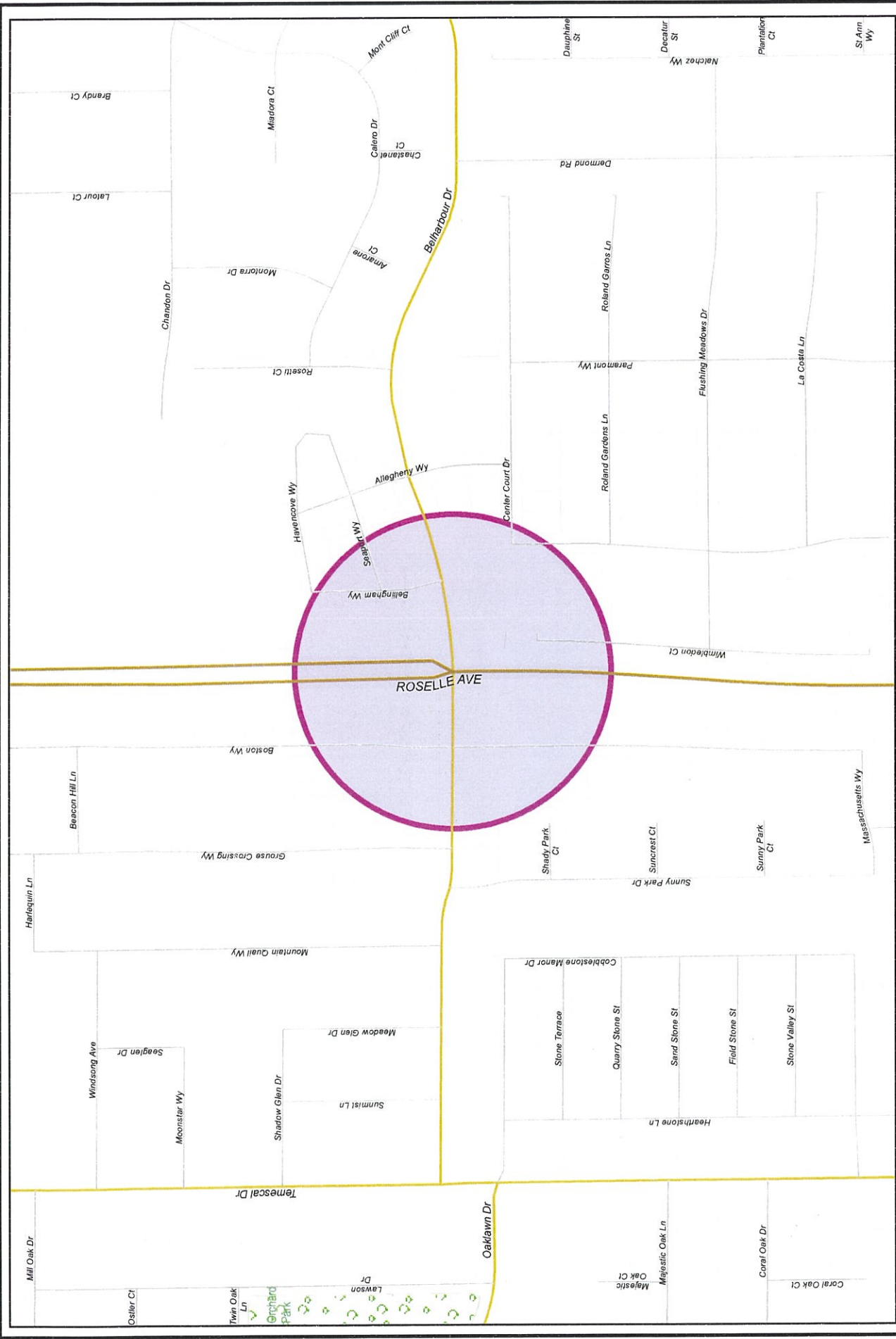
Fund Balance Required	Budget+Prop. Inc./Dec.	Available+Prop. Inc./Dec.
Capital Grants - Streets CIP Projects-3160	0	-111,369



City of Modesto

Project #: 100719

PW - Traffic Signals 2013 (Ros/Bel) (CFD Village One # 2)



Map labels include: Mill Oak Dr, Ostler Ct, Twin Oak Ln, Orchard Park, Lawson Dr, Temescal Dr, Windsong Ave, Moonstar Wy, Seaglen Dr, Moonstar Wy, Shadow Glen Dr, Sunmist Ln, Meadow Glen Dr, Mountain Quail Wy, Harlequin Ln, Beacon Hill Ln, Grosbeak Crossing Wy, Boston Wy, Roselle Ave, Shady Park Ct, Sunny Park Dr, Suncrest Ct, Sunny Park Ct, Massachusetts Wy, Cobblestone Manor Dr, Stone Terrace, Quarry Stone St, Sand Stone St, Field Stone St, Stone Valley St, Hearstone Ln, Coral Oak Ct, Majestic Oak Ln, Majestic Oak Ct, Oaklawn Dr, Center Court Dr, Wimbledon Ct, Belharbour Dr, Allegheny Wy, Belingham Wy, Seaglen Wy, Haymcove Wy, Roselli Ct, Chandon Dr, Montclair Ct, Calero Dr, Chastanet Ct, Amara Ct, Montclair Ct, Maudora Ct, Brandy Ct, Latour Ct, Daughine St, Demond Rd, Roland Garros Ln, Flushing Meadows Dr, La Costa Ln, Decatur St, Natchez Wy, Phenation Ct, St Ann Wy.

PW - Traffic Signals 2013 (Ros/Bel) (CFD Village One # 2)

100719

Capital Un-sponsored

Cost Center: 14999
 Hosting Fund: Village One #2 CFD Fund - CIP Projects-3291
 Element Listing: Comm Dev
 Classification: Improvements

Category: Traffic Circulation
 Type Class: Traffic Control Devices
 Area: Within City
 Manager: Barnes, Jeffrey L

Start Date:
 End Date:
 Status: New
 Const. Code: New or Future

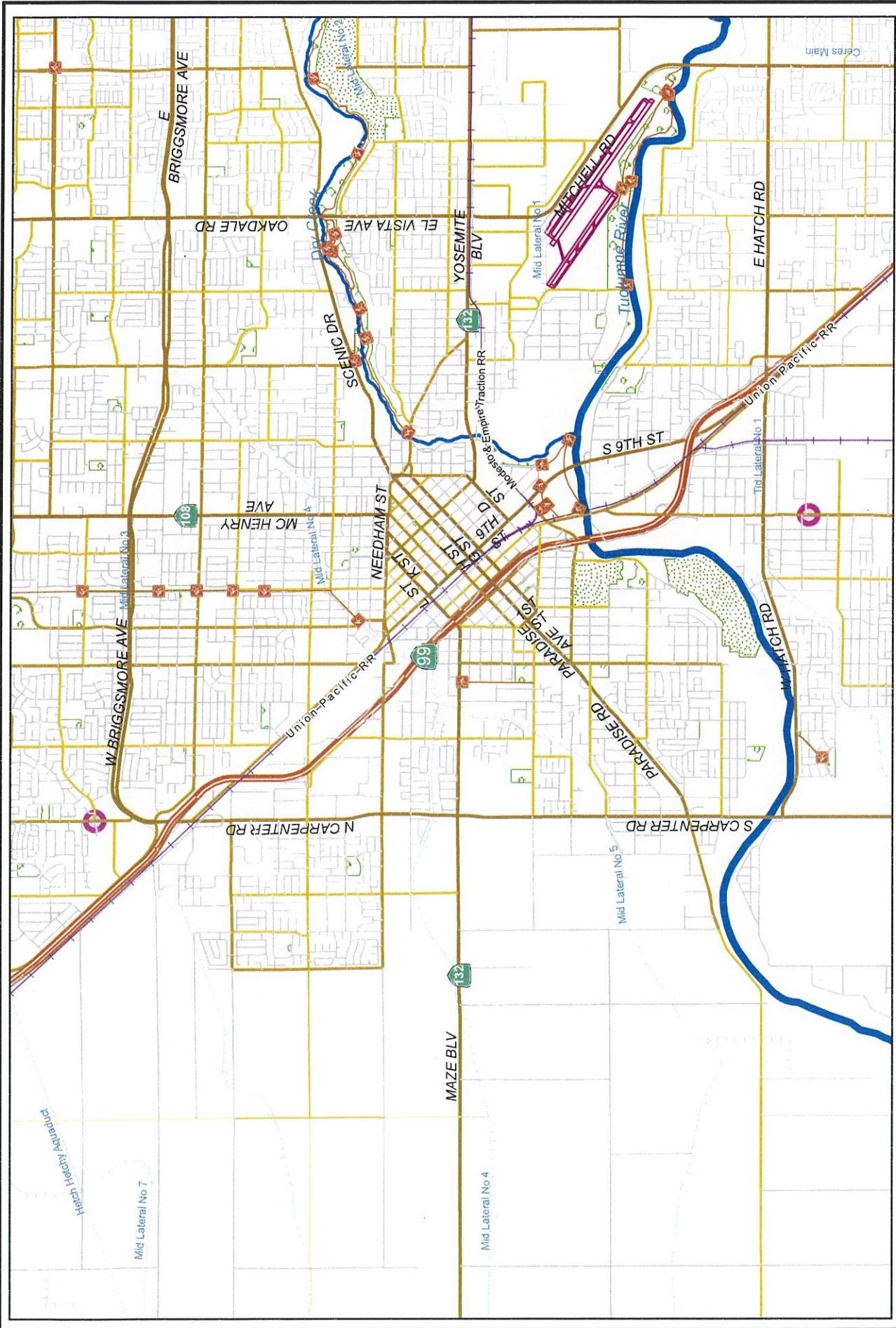
Proj Desc: This project will design and construct a traffic signal at the Roselle and Belharbour intersection to improve pedestrian crossing safety as well as Belharbour motorists access and safety when they cross or enter Roselle Avenue traffic. This intersection is well used by school pedestrians and it meets the school pedestrian traffic signal warrant.

Proj Stat: Council approved traffic signal installation 12-18-15. Design 98% complete. Additional funding is likely to be needed to fully fund this location. Staff is working with StanCOG to hopefully find additional funds. Another option is Village 1 CFD.

Revenues	Budget	Actuals+Commit	Available	Prop. Inc./Dec. for 17-18	Bud + Prop. Incr/Decr	Avail.+ Prop. Incr/Decr	18-19	19-20	20-21	21-22	Total Budgeted up to 2022
42110 Intergov - State - CA Department of Transportation	225,061	38,215	186,846	0	225,061	186,846	0	0	0	0	225,061
Revenue Totals:	225,061	38,215	186,846	0	225,061	186,846	0	0	0	0	225,061

Expenditures	Budget	Actual+Commit	Available	Prop. Inc./Dec. for 17-18	Budget+Prop. Inc./Dec.	Avail.+Prop. Inc./Dec.	18-19	19-20	20-21	21-22	Total Budgeted up to 2022
CA Construction Admin	23,255	501	22,754	0	23,255	22,754	0	0	0	0	23,255
CON Construction	179,192	0	179,192	0	179,192	179,192	0	0	0	0	179,192
CTGY-CIP Contingency - CIP	17,886	0	17,886	0	17,886	17,886	0	0	0	0	17,886
EDA Eng/Design/Admin	30,000	41,860	-11,860	0	30,000	-11,860	0	0	0	0	30,000
Expenditure Totals:	250,333	42,361	207,972	0	250,333	207,972	0	0	0	0	250,333

Fund Balance Required	Budget+Prop. Inc./Dec.	Available+Prop. Inc./Dec.
Village One #2 CFD Fund - CIP Projects-3291	25,272	21,126



City of Modesto

Project #: 100720

PW - Traffic Sgnis 13 (Pres/Mt.Vm) (Surface Transp Fund)



PW - Traffic Sgnls 13 (Pres/Mt.Vrn) (Surface Transp Fund)

100720

Capital Un-sponsored

Cost Center: 14999 **Category:** Traffic Circulation **Start Date:**
Hosting Fund: Capital Grants - Streets CIP Projects-3160 **Type Class:** Traffic Control Devices **End Date:**
Element Listing: Comm Dev **Area:** Within City **Status:** Active
Classification: Improvements **Manager:** Barnes, Jeffrey L **Const. Code:** New or Future

Proj Desc: This project provides 100% CMAQ Grant Funding to design traffic signals for Prescott at Mt. Vernon and Floyd at Millbrook.

Funding (in the CIP Database) was transferred from project 100719 to this project on 1/14/2013.

Proj Stat: The Prescott at Mt. Vernon and Floyd at Millbrook signal designs are almost complete (98%). Grant funding is at risk. Council approved traffic signal installations on 12-18-15.

Revenues	Budget	Actuals+Commit	Available	Prop. Inc./Dec. for 17-18	Bud + Prop. Incr/Decr	Avail.+ Prop. Incr/Decr	18-19	19-20	20-21	21-22	Total Budgeted up to 2022
42110 Intergov - State - CA Department of Transportation	449,237	46,817	402,420	0	449,237	402,420	0	0	0	0	449,237
61700 Transfer In from Fund 1700	50,430	0	50,430	0	50,430	50,430	0	0	0	0	50,430
Revenue Totals:	499,667	46,817	452,850	0	499,667	452,850	0	0	0	0	499,667

Expenditures	Budget	Actual+Commit	Available	Prop. Inc./Dec. for 17-18	Budget+Prop. Inc./Dec.	Avail.+Prop. Inc./Dec.	18-19	19-20	20-21	21-22	Total Budgeted up to 2022
CA Construction Admin	46,512	182	46,330	0	46,512	46,330	0	0	0	0	46,512
CON Construction	357,383	0	357,383	0	357,383	357,383	0	0	0	0	357,383
CTGY-CIP Contingency - CIP	35,772	0	35,772	0	35,772	35,772	0	0	0	0	35,772
EDA Eng/Design/Admin	60,000	57,298	2,702	0	60,000	2,702	0	0	0	0	60,000
Expenditure Totals:	499,667	57,480	442,187	0	499,667	442,187	0	0	0	0	499,667

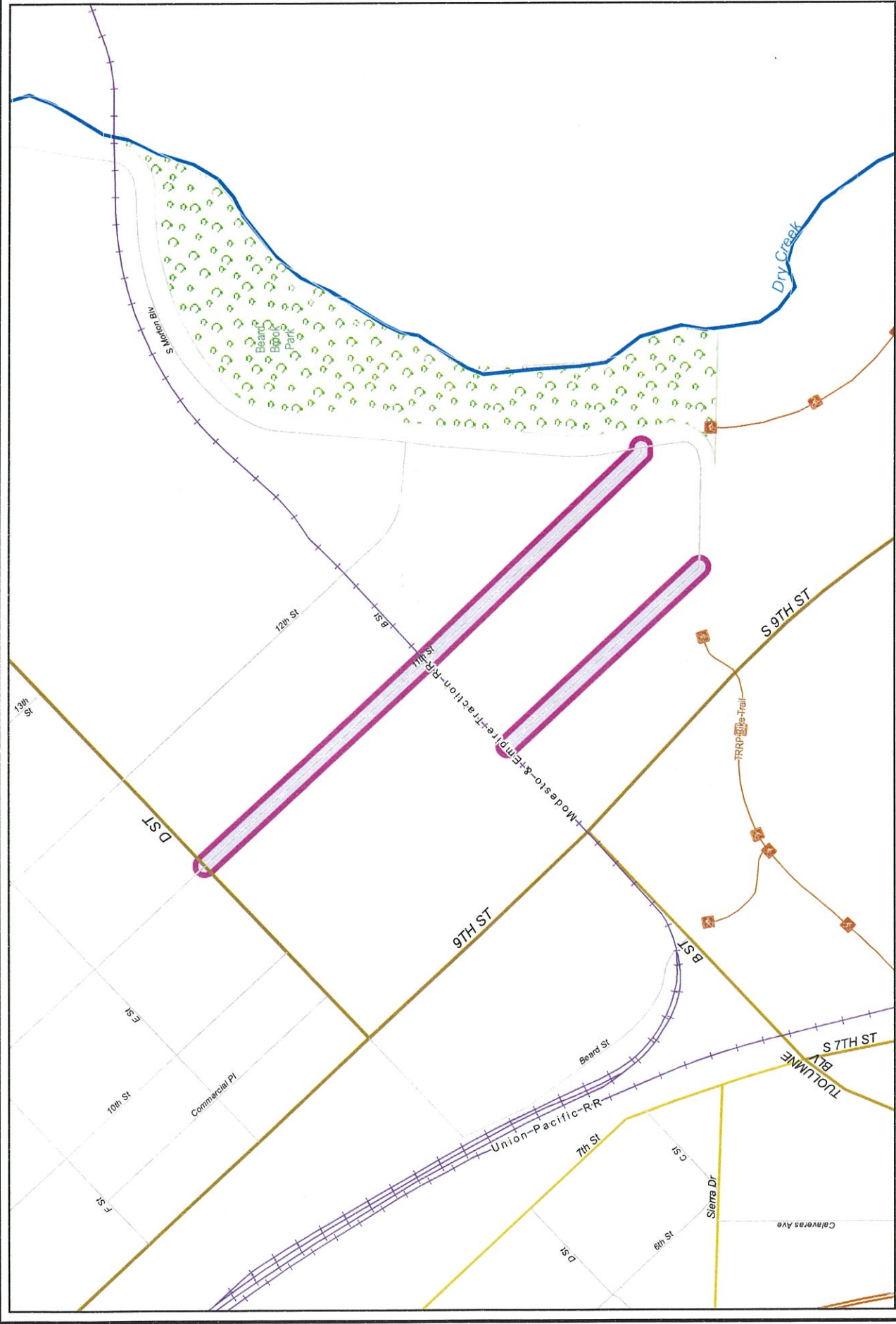
Fund Balance Required	Budget+Prop. Inc./Dec.	Available+Prop. Inc./Dec.
Capital Grants - Streets CIP Projects-3160	0	-10,663



City of Modesto

Project #: 100725

CED - Reconfiguration of 10th and 11th Streets between D St. and S. Morton Blvd.



CED - Reconfiguration of 10th and 11th Streets between D St. and S. Morton Blvd. **100725**
Capital Un-sponsored

Cost Center: 14999 Category: Traffic Circulation Start Date:
 Hosting Fund: Economic Development/Strategic Plan Fund-1800 Type Class: Street Sidewalk Projects End Date:
 Element Listing: Comm Dev Area: Within City Status: New
 Classification: Improvements Manager: Dion, Victoria Michelle Const. Code: New or Future

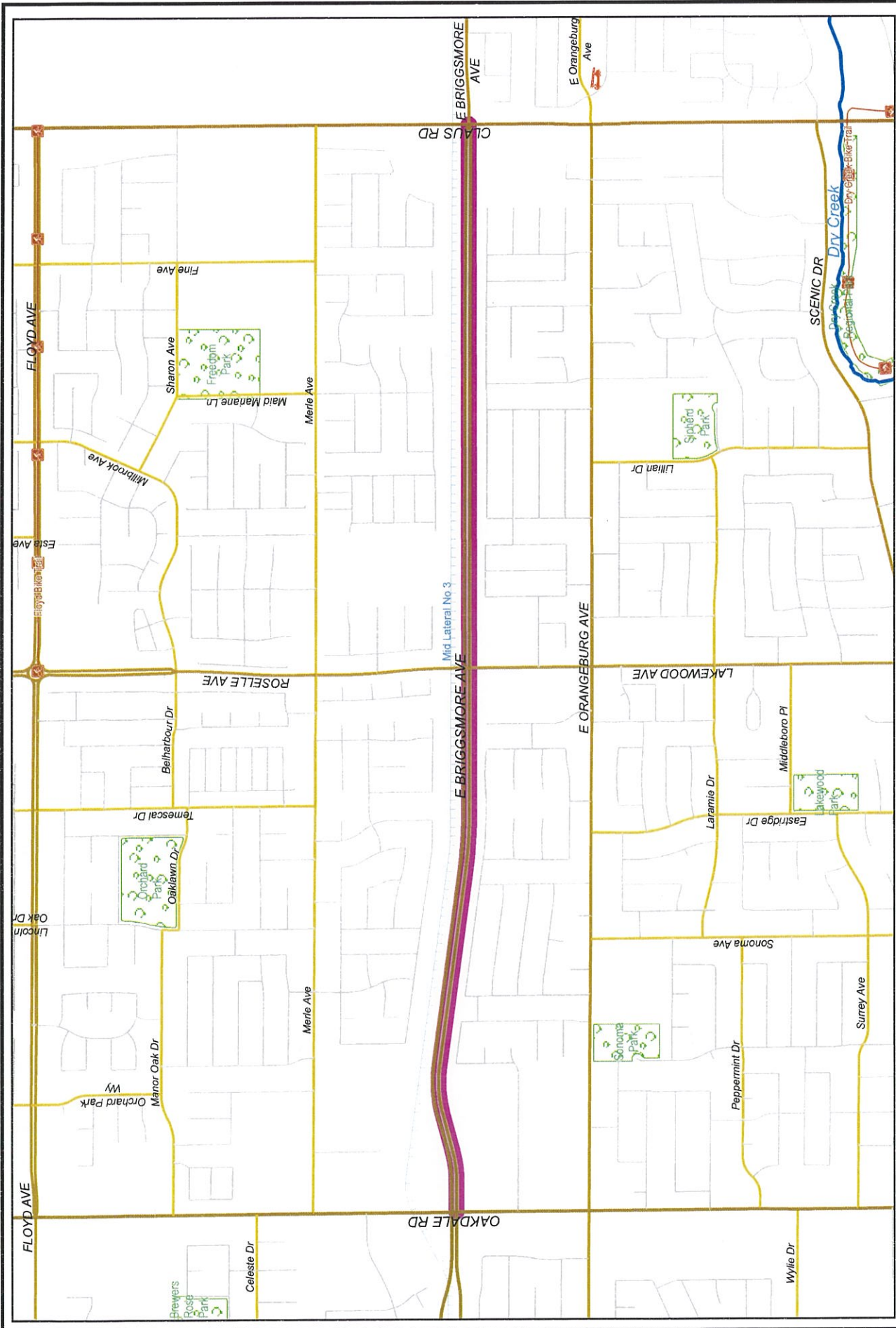
Proj Desc: PW - Reconfiguration of 10th and 11th Street between D St. and S. Morton Blvd.

Proj Stat: This project is currently in progress. Ongoing coordination and discussion between COM & Stanislaus Foods. Submittal to Caltrans expected 2016.

Revenues	Budget	Actuals+Commit	Available	Prop. Inc./Dec. for 17-18	Bud + Prop. Incr/Decr	Avail. + Prop. Incr/Decr	18-19	19-20	20-21	21-22	Total Budgeted up to 2022
43258 CS - CD - Time and Materials Fees	76,000	76,000	0	0	76,000	0	0	0	0	0	76,000
Revenue Totals:	76,000	76,000	0	0	76,000	0	0	0	0	0	76,000

Expenditures	Budget	Actual+Commit	Available	Prop. Inc./Dec. for 17-18	Budget+Prop. Inc./Dec.	Avail. + Prop. Inc./Dec.	18-19	19-20	20-21	21-22	Total Budgeted up to 2022
EDA Eng/Design/Admin	63,000	60,875	2,125	0	63,000	2,125	0	0	0	0	63,000
LA Land Acquisition	13,000	5,185	7,816	0	13,000	7,816	0	0	0	0	13,000
Expenditure Totals:	76,000	66,060	9,940	0	76,000	9,940	0	0	0	0	76,000

Fund Balance Required	Budget+Prop. Inc./Dec.	Available+Prop. Inc./Dec.
Economic Development/Strategic Plan Fund-1800	0	9,940



City of Modesto

Project #: 100721

CED - Expand ATMS/CCTV Briggs



CED - Expand ATMS/CCTV Briggs

100721

Capital Un-sponsored

Cost Center: 14999
Hosting Fund: Capital Grants - Streets CIP Projects-3160
Element Listing: Comm Dev
Classification: Improvements
Category: Traffic Circulation
Type Class: Traffic Control Devices
Area: Within City
Manager: Murphy, Mark G
Start Date:
End Date:
Status: Active
Const. Code: New or Future

Proj Desc: Install conduit with fiber optic cable on Briggsmore Avenue from Oakdale Road to Claus Road.

Proj Stat: Under construction

Revenues	Budget	Actuals+Commit	Available	Prop. Inc./Dec. for 17-18	Bud + Prop. Incr/Decr	Avail. + Prop. Incr/Decr	18-19	19-20	20-21	21-22	Total Budgeted up to 2022
42110 Intergov - State - CA Department of Transportation	400,000	241,618	158,382	0	400,000	158,382	0	0	0	0	400,000
Revenue Totals:	400,000	241,618	158,382	0	400,000	158,382	0	0	0	0	400,000

Expenditures	Budget	Actual+Commit	Available	Prop. Inc./Dec. for 17-18	Budget+Prop. Inc./Dec.	Avail. + Prop. Inc./Dec.	18-19	19-20	20-21	21-22	Total Budgeted up to 2022
CA Construction Admin	28,754	26,954	1,800	0	28,754	1,800	0	0	0	0	28,754
CON Construction	280,350	280,756	-406	0	280,350	-406	0	0	0	0	280,350
CTGY Contingency - CIP	20,896	35	20,861	0	20,896	20,861	0	0	0	0	20,896
EDA Eng/Design/Admin	70,000	67,498	2,502	0	70,000	2,502	0	0	0	0	70,000
Expenditure Totals:	400,000	375,243	24,757	0	400,000	24,757	0	0	0	0	400,000

Fund Balance Required	Budget+Prop. Inc./Dec.	Available+Prop. Inc./Dec.
Capital Grants - Streets CIP Projects-3160	0	-133,625



City of Modesto

Project #: 100727

CED - Bus Turnout SB Dale Rd, South of Veneman - CML 5059 (197)



SISK RD

Mid Lateral No 7

STANDIFORD AVE

Hahn Dr

Braden Ave

Veneman Ave

DALE RD

Descanso Wy

Camino Real

De La Pena Dr

Vador Dr

Sorreno Ave

Catala Wy

Ganado Wy

Paloma Wy

Konyneburg Ln

Beachler Dr

Smokey Ct

Beachler Ct

Pinot Ln

Barola Ln

Bardolino Ln

Bridle Path Ln

CED - Bus Turnout SB Dale Rd, South of Veneman - CML 5059 (197)

100727

Capital Unspent

Cost Center: 14999 **Category:** Traffic Circulation **Start Date:**
Hosting Fund: Capital Grants - Streets CIP Projects-3160 **Type Class:** Low Cost Traffic Improvements **End Date:**
Element Listing: Comm Dev **Area:** Within City **Status:** Active
Classification: Improvements **Manager:** Covolo, Charles **Const. Code:** New or Future

Proj Desc: PW - Bus Turnout SB Dale Rd, South of Veneman -CML 5059 (197)

Proj Stat: Project design is nearing completion. Land acquisition is complete. Anticipated construction to begin Fall of 2017. Additional funds will be needed prior to the start of construction.

Revenues	Budget	Actuals+Commit	Available	Prop. Inc./Dec. for 17-18	Bud + Prop. Incr/Decr	Avail.+ Prop. Incr/Decr	18-19	19-20	20-21	21-22	Total Budgeted up to 2022
42013 Intergov - Federal - Federal Transit Administration	0	0	0	0	0	0	0	0	0	0	0
42110 Intergov - State - CA Department of Transportation	445,397	114,183	331,214	0	445,397	331,214	0	0	0	0	445,397
61510 Transfer In from Fund 1510	13,190	0	13,190	0	13,190	13,190	0	0	0	0	13,190
64510 Transfer In from Fund 4510	33,503	0	33,503	0	33,503	33,503	0	0	0	0	33,503
Revenue Totals:	492,090	114,183	377,907	0	492,090	377,907	0	0	0	0	492,090

Expenditures	Budget	Actual+Commit	Available	Prop. Inc./Dec. for 17-18	Budget+Prop. Inc./Dec.	Avail.+Prop. Inc./Dec.	18-19	19-20	20-21	21-22	Total Budgeted up to 2022
CA Construction Admin	17,500	0	17,500	0	17,500	17,500	0	0	0	0	17,500
CON Construction	175,000	0	175,000	0	175,000	175,000	0	0	0	0	175,000
CTGY-CIP Contingency - CIP	17,500	0	17,500	0	17,500	17,500	0	0	0	0	17,500
EDA Eng/Design/Admin	100,000	88,167	11,833	0	100,000	11,833	0	0	0	0	100,000
LA Land Acquisition	167,090	146,836	20,254	0	167,090	20,254	0	0	0	0	167,090
UE Utility and EIR	15,000	6,283	8,717	0	15,000	8,717	0	0	0	0	15,000
Expenditure Totals:	492,090	241,286	250,804	0	492,090	250,804	0	0	0	0	492,090

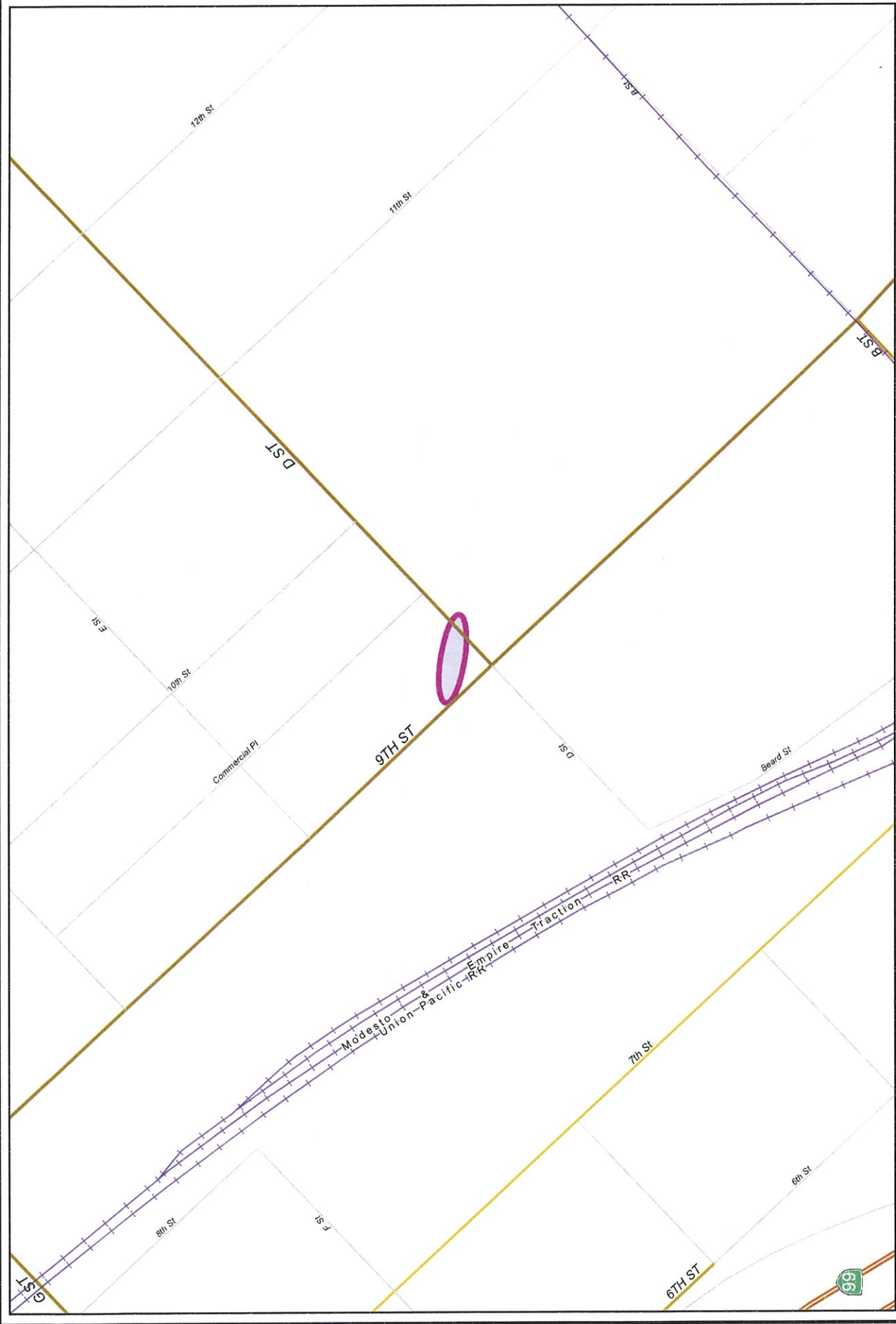
Fund Balance Required	Budget+Prop. Inc./Dec.	Available+Prop. Inc./Dec.
Capital Grants - Streets CIP Projects-3160	0	-127,103



City of Modesto

Project #: 100728

CED - Right Turn Lane W B D Street @ NB 9th Street - CML 5059(198)



CED - Right Turn Lane W B D Street @ NB 9th Street - CML 5059(198)

100728

Capital Un-sponsored

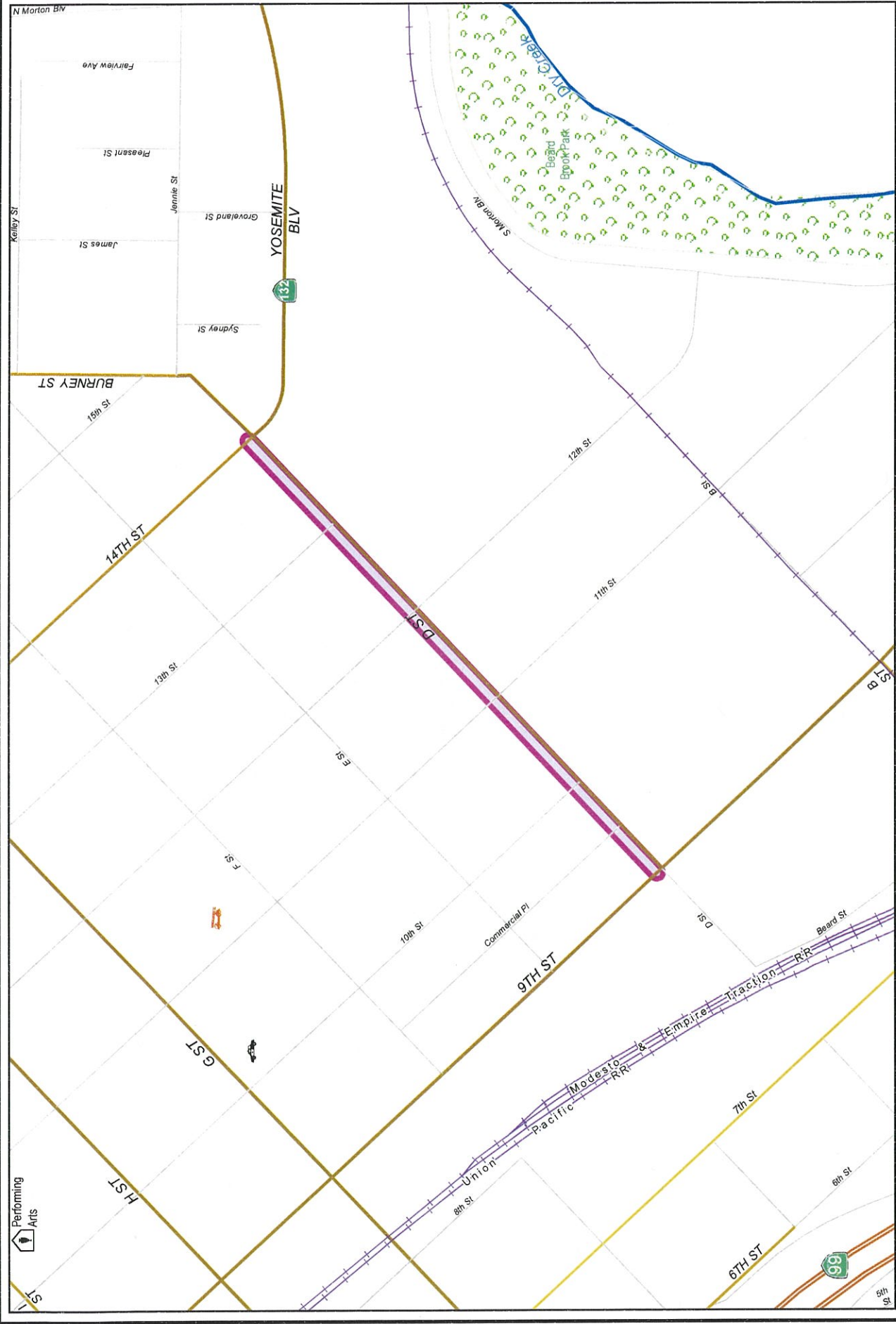
Cost Center: 14999 **Category:** Traffic Circulation **Start Date:**
Hosting Fund: Capital Grants - Streets CIP Projects-3160 **Type Class:** Low Cost Traffic Improvements **End Date:**
Element Listing: Comm Dev **Area:** Within City **Status:** Active
Classification: Improvements **Manager:** Covolo, Charles **Const. Code:** New or Future
Proj Desc: Right Turn Lane WB D Street @ NB 9th Street - CML 5059 (198)

Proj Stat: Project construction drawings are 95% complete. Anticipated construction is Fall of 2017. Additional funds will be needed prior to the start of construction.

Revenues	Budget	Actuals+Commit	Available	Prop. Inc./Dec. for 17-18	Bud + Prop. Incr/Decr	Avail.+ Prop. Incr/Decr	18-19	19-20	20-21	21-22	Total Budgeted up to 2022
42013 Intergov - Federal - Federal Transit Administration	115,000	0	115,000	0	115,000	115,000	0	0	0	0	115,000
42110 Intergov - State - CA Department of Transportation	654,898	156,977	497,921	0	654,898	497,921	0	0	0	0	654,898
Revenue Totals:	769,898	156,977	612,921	0	769,898	612,921	0	0	0	0	769,898

Expenditures	Budget	Actual+Commit	Available	Prop. Inc./Dec. for 17-18	Budget+Prop. Inc./Dec.	Avail.+Prop. Inc./Dec.	18-19	19-20	20-21	21-22	Total Budgeted up to 2022
CA Construction Admin	67,472	0	67,472	0	67,472	67,472	0	0	0	0	67,472
CON Construction	334,812	0	334,812	0	334,812	334,812	0	0	0	0	334,812
CTGY-CIP Contingency - CIP	44,981	0	44,981	0	44,981	44,981	0	0	0	0	44,981
EDA Eng/Design/Admin	192,633	176,948	15,685	0	192,633	15,685	0	0	0	0	192,633
SUP Con Supp Work	115,000	0	115,000	0	115,000	115,000	0	0	0	0	115,000
UE Utility Relocation	15,000	4,170	10,830	0	15,000	10,830	0	0	0	0	15,000
Expenditure Totals:	769,898	181,119	588,779	0	769,898	588,779	0	0	0	0	769,898

Fund Balance Required	Budget+Prop. Inc./Dec.	Available+Prop. Inc./Dec.
Capital Grants - Streets CIP Projects-3160	0	-24,142



City of Modesto
Project #: 100729

CED - SR 132 (14th Street/D Street) Intersection Improvements - CML 5059 (199)



CED - SR 132 (14th Street/D Street) Intersection Improvements - CML 5059 (199) **100729**

Capital Un-sponsored

<p>Cost Center: 14999 Hosting Fund: Capital Grants - Streets CIP Projects-3160 Element Listing: Comm Dev Classification: Improvements Proj Desc: 14th & D Street Improvements - CML 5059 (199) Proj Stat: Staff is currently working with Caltrans to obtain Environmental Clearance and traffic analysis approval.</p>	<p>Category: Traffic Circulation Type Class: Low Cost Traffic Improvements Area: Within City Manager: Covolo, Charles</p>
<p>Start Date: End Date: Status: Active Const. Code: New or Future</p>	

Revenues	Budget	Actuals+Commit	Available	Prop. Inc./Dec. for 17-18	Bud + Prop. Incr/Decr	Avail. + Prop. Incr/Decr	18-19	19-20	20-21	21-22	Total Budgeted up to 2022
42110 Intergov - State - CA Department of Transportation	348,831	147,286	201,545	0	348,831	201,545	0	0	0	0	348,831
Revenue Totals:	348,831	147,286	201,545	0	348,831	201,545	0	0	0	0	348,831

Expenditures	Budget	Actual+Commit	Available	Prop. Inc./Dec. for 17-18	Budget+Prop. Inc./Dec.	Avail. + Prop. Inc./Dec.	18-19	19-20	20-21	21-22	Total Budgeted up to 2022
EDA Eng/Design/Admin	348,831	260,377	88,454	0	348,831	88,454	0	0	0	0	348,831
Expenditure Totals:	348,831	260,377	88,454	0	348,831	88,454	0	0	0	0	348,831

Fund Balance Required

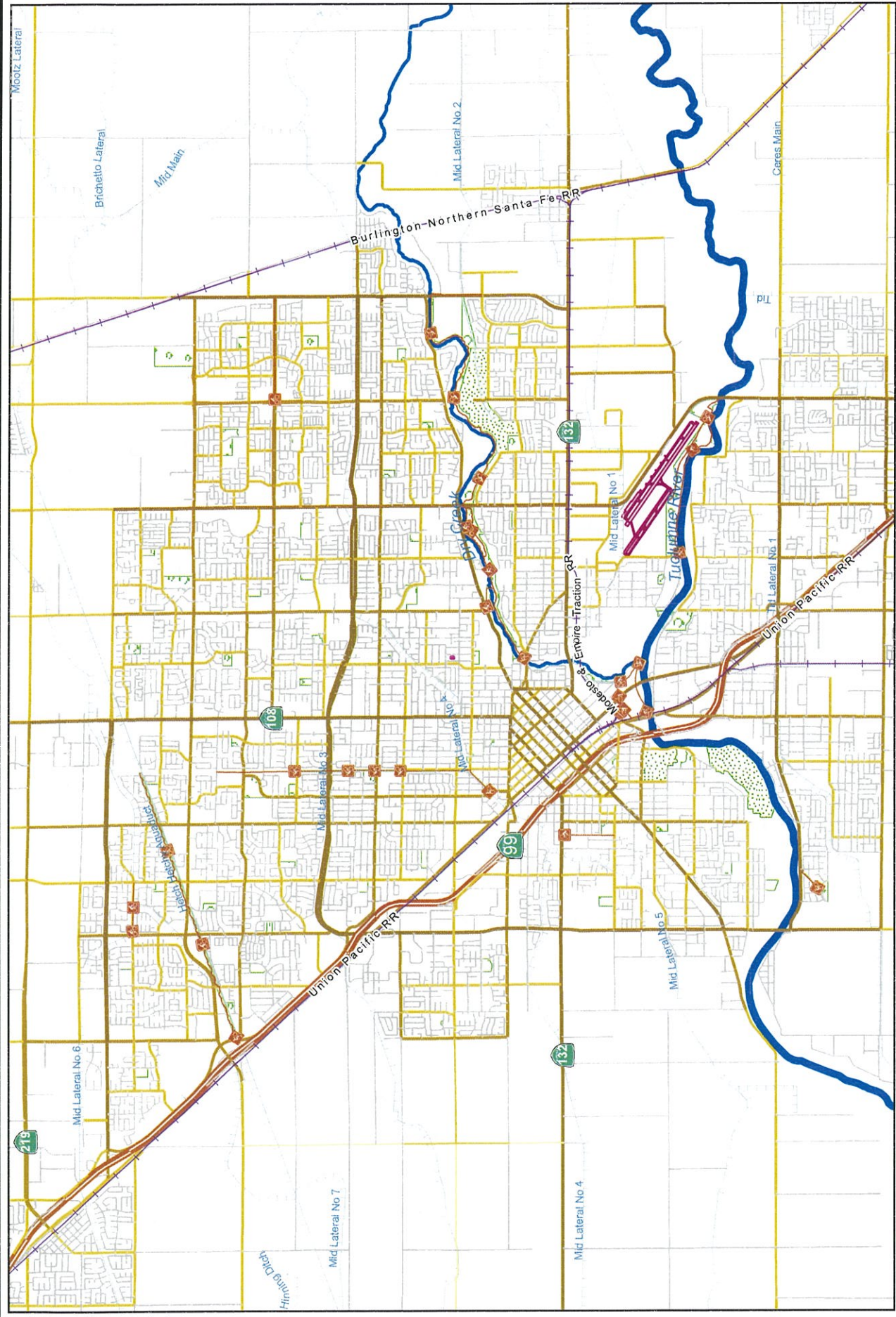
Capital Grants - Streets CIP Projects-3160	0	-113,092
--	---	----------



City of Modesto

Project #: 100762

CED - Synchronize Traffic Signals Outside Downtown



CED - Synchronize Traffic Signals Outside Downtown

100762

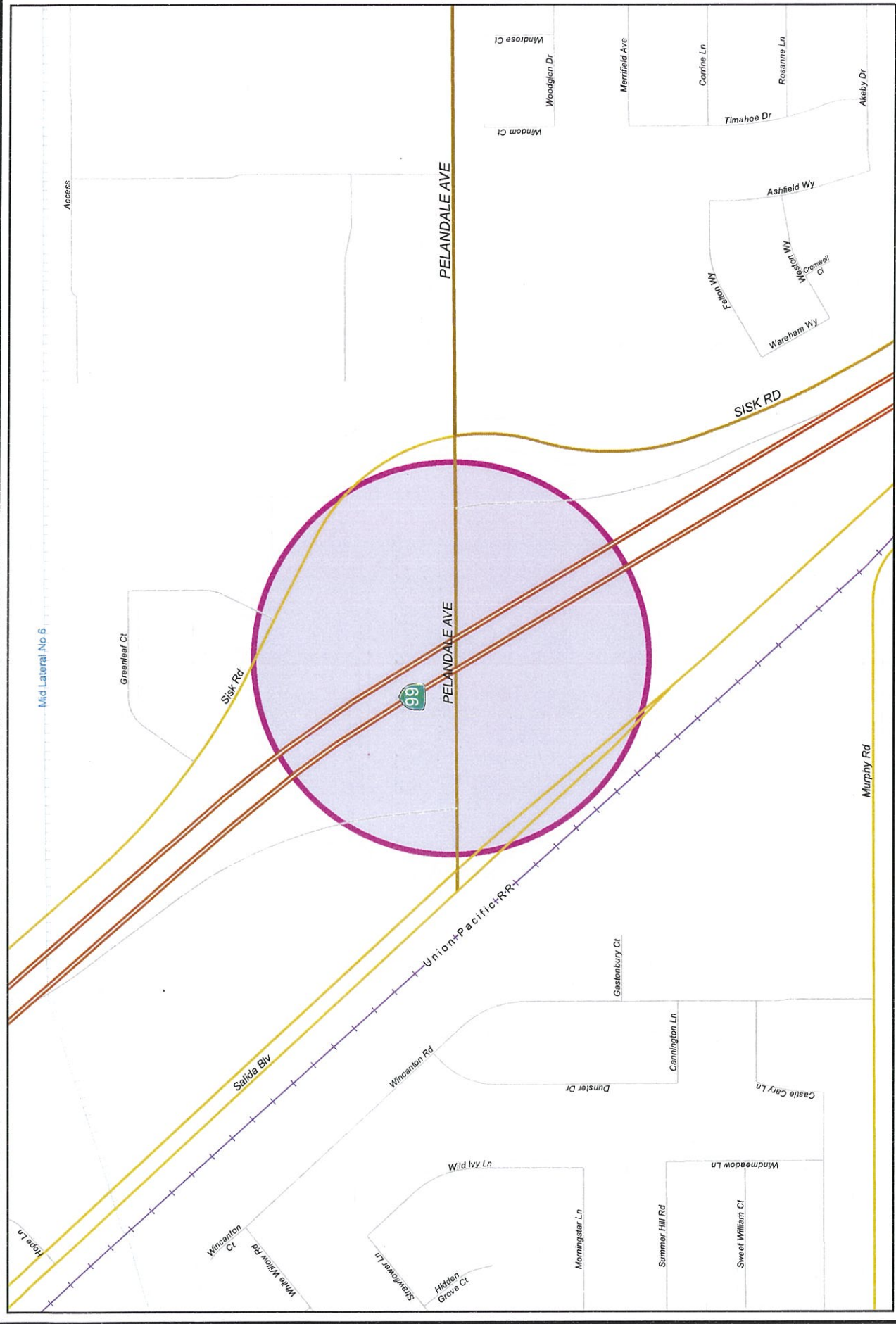
Capital Un-sponsored

Cost Center: 14999
Hosting Fund: Capital Grants - Streets CIP Projects-3160
Element Listing: Comm Dev
Classification: Improvements
Category: Traffic Circulation
Type Class: Traffic Signal Coordination
Area: Within City
Manager: Murphy, Mark G
Start Date:
End Date:
Status: Active
Const. Code: New or Future
Proj Desc: Project will retune downtown traffic signals to provide better coordination and traffic flow.
Proj Stat: Active - ongoing.

Revenues	Budget	Actuals+Commit	Available	Prop. Inc./Dec. for 17-18	Bud + Prop. Incr/Decr	Avail. + Prop. Incr/Decr	18-19	19-20	20-21	21-22	Total Budgeted up to 2022
42110 Intergov - State - CA Department of Transportation	490,000	31,018	458,982	0	490,000	458,982	0	0	0	0	490,000
Revenue Totals:	490,000	31,018	458,982	0	490,000	458,982	0	0	0	0	490,000

Expenditures	Budget	Actual+Commit	Available	Prop. Inc./Dec. for 17-18	Budget+Prop. Inc./Dec.	Avail. + Prop. Inc./Dec.	18-19	19-20	20-21	21-22	Total Budgeted up to 2022
CC Consultant Charges	92,457	0	92,457	0	92,457	92,457	0	0	0	0	92,457
CCF City Construct Force	397,543	38,478	359,065	0	397,543	359,065	0	0	0	0	397,543
Expenditure Totals:	490,000	38,478	451,522	0	490,000	451,522	0	0	0	0	490,000

Fund Balance Required	Budget+Prop. Inc./Dec.	Available+Prop. Inc./Dec.
Capital Grants - Streets CIP Projects-3160	0	-7,459



City of Modesto

Project #: 100786

CED - SR 99/Pelandale Project Const.



CED - SR 99/Pelandale Project Const

100786

Capital Un-sponsored

Cost Center: 14999
Hosting Fund: Capital Grants - Streets CIP Projects-3160
Element Listing: Comm Dev
Classification: Improvements
Category: Traffic Circulation
Type Class: Intersection Upgrade
Area: Within City
Manager: Sandhu, Balhar
Start Date:
End Date:
Status: Active
Const. Code: Under Construction

Proj Desc: Reconstruction of the Pelandale Avenue overcrossing, the State Route 99 on and off ramps in new alignments, in addition to the construction of the southbound auxiliary lane towards Standiford Ave interchange.

Proj Stat: Construction of this project is 60% complete. The project is on schedule and scheduled to be completed in 2017.

Revenues	Budget	Actuals+Commit	Available	Prop. Inc./Dec. for 17-18	Bud + Prop. Incr/Decr	Avail. + Prop. Incr/Decr	18-19	19-20	20-21	21-22	Total Budgeted up to 2022
42193 Intergov - State - Prop 1B - PTMISEA	41,630,000	32,386,292	9,243,708	0	41,630,000	9,243,708	0	0	0	0	41,630,000
Revenue Totals:	41,630,000	32,386,292	9,243,708	0	41,630,000	9,243,708	0	0	0	0	41,630,000

Expenditures	Budget	Actual+Commit	Available	Prop. Inc./Dec. for 17-18	Budget+Prop. Inc./Dec.	Avail.+Prop. Inc./Dec.	18-19	19-20	20-21	21-22	Total Budgeted up to 2022
CA Construction Admin	1,278,995	1,079,763	199,232	0	1,278,995	199,232	0	0	0	0	1,278,995
CC Consultant Charges	4,778,657	4,387,088	391,569	0	4,778,657	391,569	0	0	0	0	4,778,657
CON Construction	30,999,969	30,765,469	234,500	0	30,999,969	234,500	0	0	0	0	30,999,969
CTGY-CIP Contingency - CIP	2,800,671	2,076,239	724,432	0	2,800,671	724,432	0	0	0	0	2,800,671
SUP Con Supp Work	2,329,360	1,164,450	1,164,910	0	2,329,360	1,164,910	0	0	0	0	2,329,360
Expenditure Totals:	42,187,652	39,473,008	2,714,644	0	42,187,652	2,714,644	0	0	0	0	42,187,652

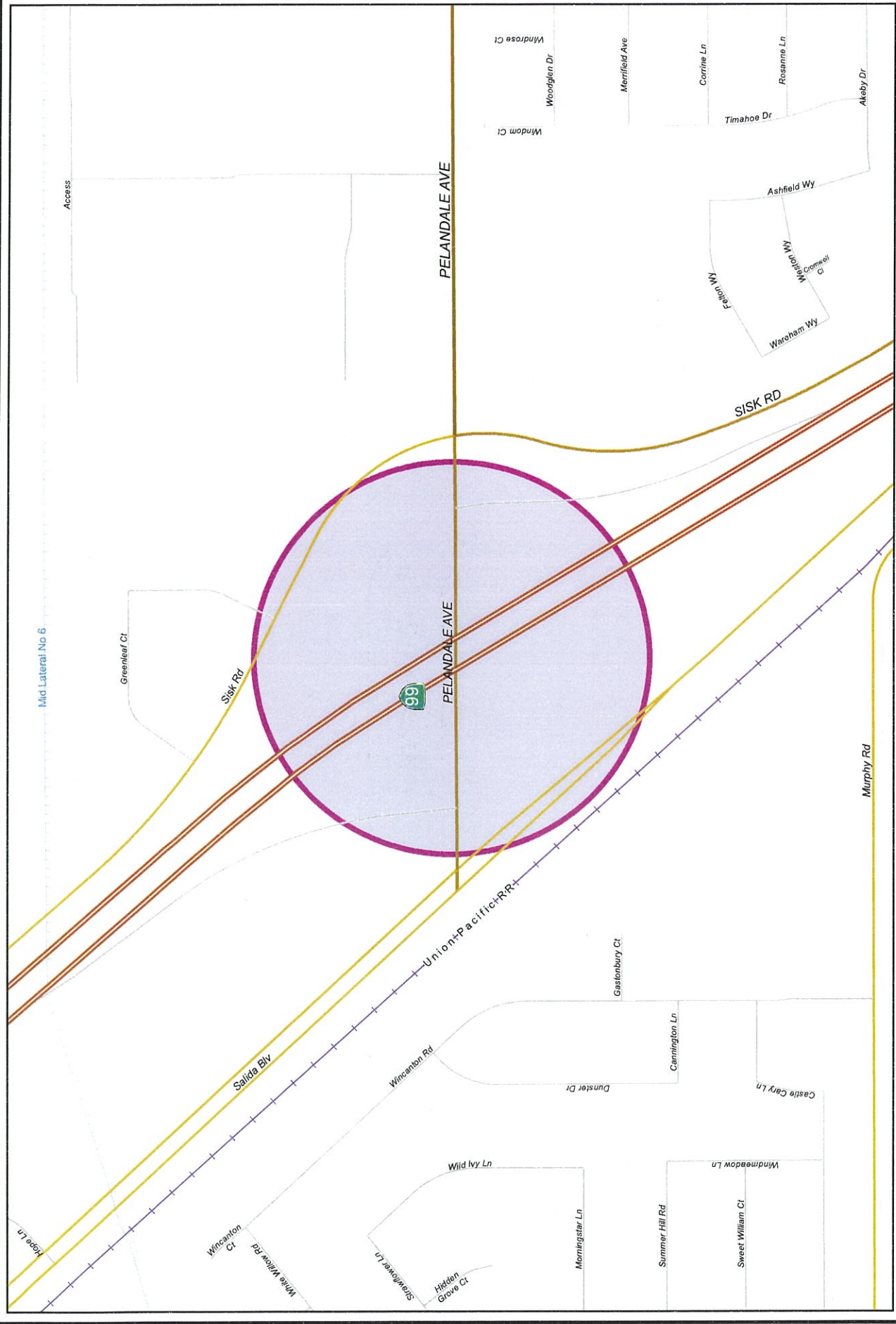
Fund Balance Required	Budget+Prop. Inc./Dec.	Available+Prop. Inc./Dec.
Capital Grants - Streets CIP Projects-3160	557,652	-6,529,064



City of Modesto

Project #: 100787

CED - Pelandale I/C Monument Sign



CED - Pelandale I/C Monument Sign

100787

Capital Un-sponsored

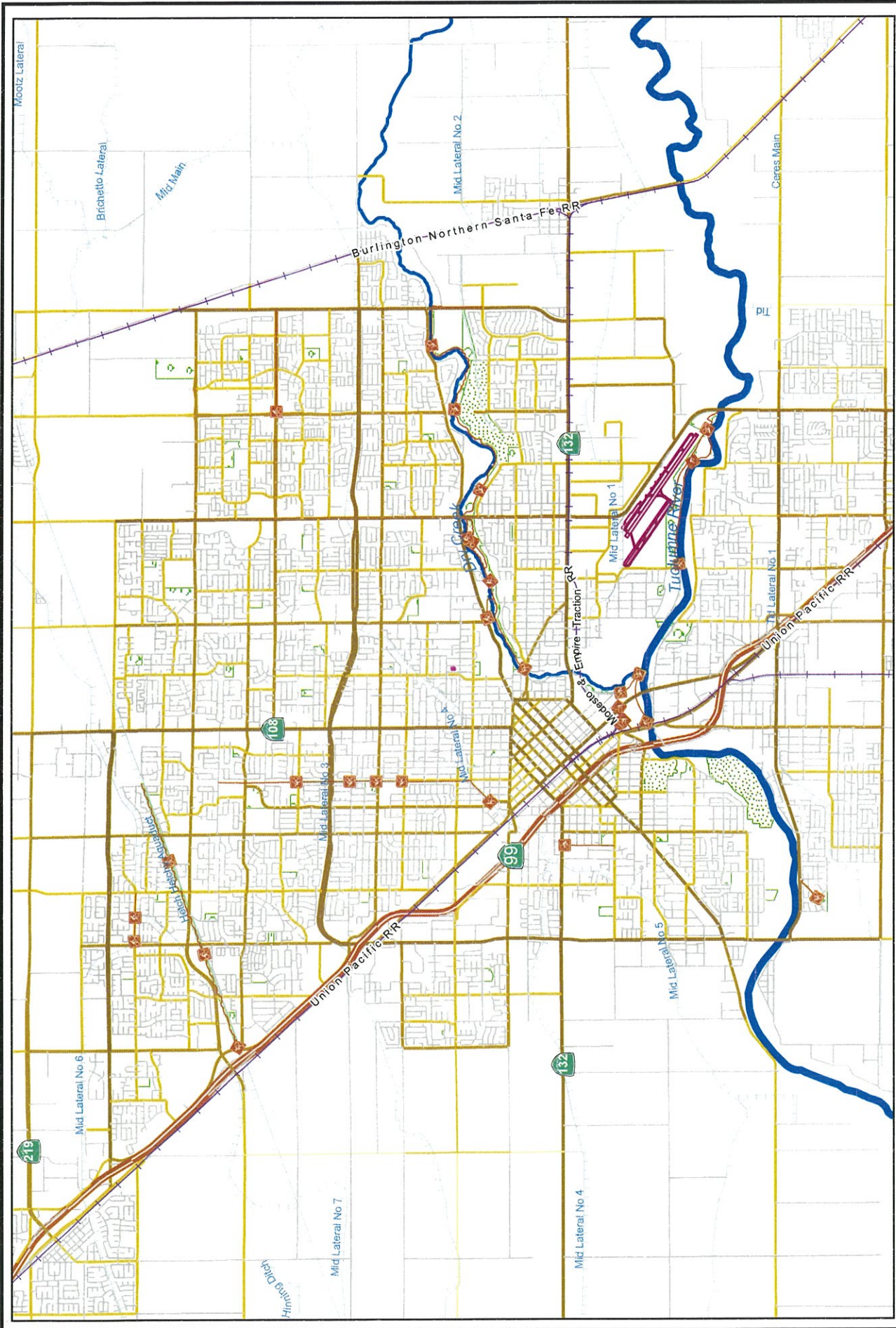
Cost Center: 14999 **Category:** Traffic Circulation **Start Date:**
Hosting Fund: Streets Capital Facility Fee Fund-3410 **Type Class:** Intersection Upgrade **End Date:**
Element Listing: Comm Dev **Area:** Within City **Status:** Active
Classification: Improvements **Manager:** Sandhu, Baihar **Const. Code:** Under Construction

Proj Desc: This project proposes the reconstruction of SR99/Pelandale interchange at a new alignment. This project also includes a new monument sign and enhanced landscaping.

Proj Stat: Construction of monument sign in part of the on going construction of the SR 99/Pelandale Ave Interchange Reconstruction Project.

Expenditures	Budget	Actual+Commit	Available	Prop. Inc./Dec. for 17-18	Budget+Prop. Inc./Dec.	Avail. +Prop. Inc./Dec.	18-19	19-20	20-21	21-22	Total Budgeted up to 2022
CA Construction Admin	59,672	52,252	7,420	0	59,672	7,420	0	0	0	0	59,672
CC Consultant Charges	10,000	8,882	1,118	0	10,000	1,118	0	0	0	0	10,000
CON Construction	328,147	180,150	147,997	0	328,147	147,997	0	0	0	0	328,147
Expenditure Totals:	397,819	241,284	156,535	0	397,819	156,535	0	0	0	0	397,819

Fund Balance Required	Budget+Prop. Inc./Dec.	Available+Prop. Inc./Dec.
Streets Capital Facility Fee Fund-3410	397,819	156,535



City of Modesto

Project #: 100806

CED - 2016 Pavement Rehabilitation Project



CED - 2016 Pavement Rehabilitation Project

100806

Capital Un-sponsored

Cost Center: 14999
 Hosting Fund: Capital Grants - Streets CIP Projects-3160
 Element Listing: Comm Svcs & Fac
 Classification: Maintenance
 Category: Traffic Circulation
 Type Class: Maintenance
 Area: Within City
 Manager: Dion, Victoria Michelle

Start Date:
 End Date:
 Status: Active
 Const. Code: New or Future

Proj Desc: This is a federally funded pavement rehabilitation project to resurface J St. from 9th St. to 17th St. The existing structural section will be analyzed to determine what treatment will be needed to improve the condition of the street. Curb ramps will be upgraded to meet current ADA standards and additional pedestrian safety features.

Federal project # stpl-5059(205).

Proj Stat: Design concepts under review by City Manager's Office and Downtown Partnership. Anticipate construction in 2018.

Revenues	Budget	Actuals+Commit	Available	Prop. Inc./Dec. for 17-18	Bud + Prop. Incr/Decr	Avail.+ Prop. Incr/Decr	18-19	19-20	20-21	21-22	Total Budgeted up to 2022
42090 Intergov - Federal - Miscellaneous	0	0	0	0	0	0	0	0	0	0	0
42110 Intergov - State - CA Department of Transportation	273,080	51,632	221,448	0	273,080	221,448	0	0	0	0	273,080
Revenue Totals:	273,080	51,632	221,448	0	273,080	221,448	0	0	0	0	273,080

Expenditures	Budget	Actual+Commit	Available	Prop. Inc./Dec. for 17-18	Budget+Prop. Inc./Dec.	Avail.+Prop. Inc./Dec.	18-19	19-20	20-21	21-22	Total Budgeted up to 2022
CA Construction Admin	0	0	0	0	0	0	0	0	0	0	0
EDA Eng/Design/Admin	273,080	124,771	148,309	0	273,080	148,309	0	0	0	0	273,080
Expenditure Totals:	273,080	124,771	148,309	0	273,080	148,309	0	0	0	0	273,080

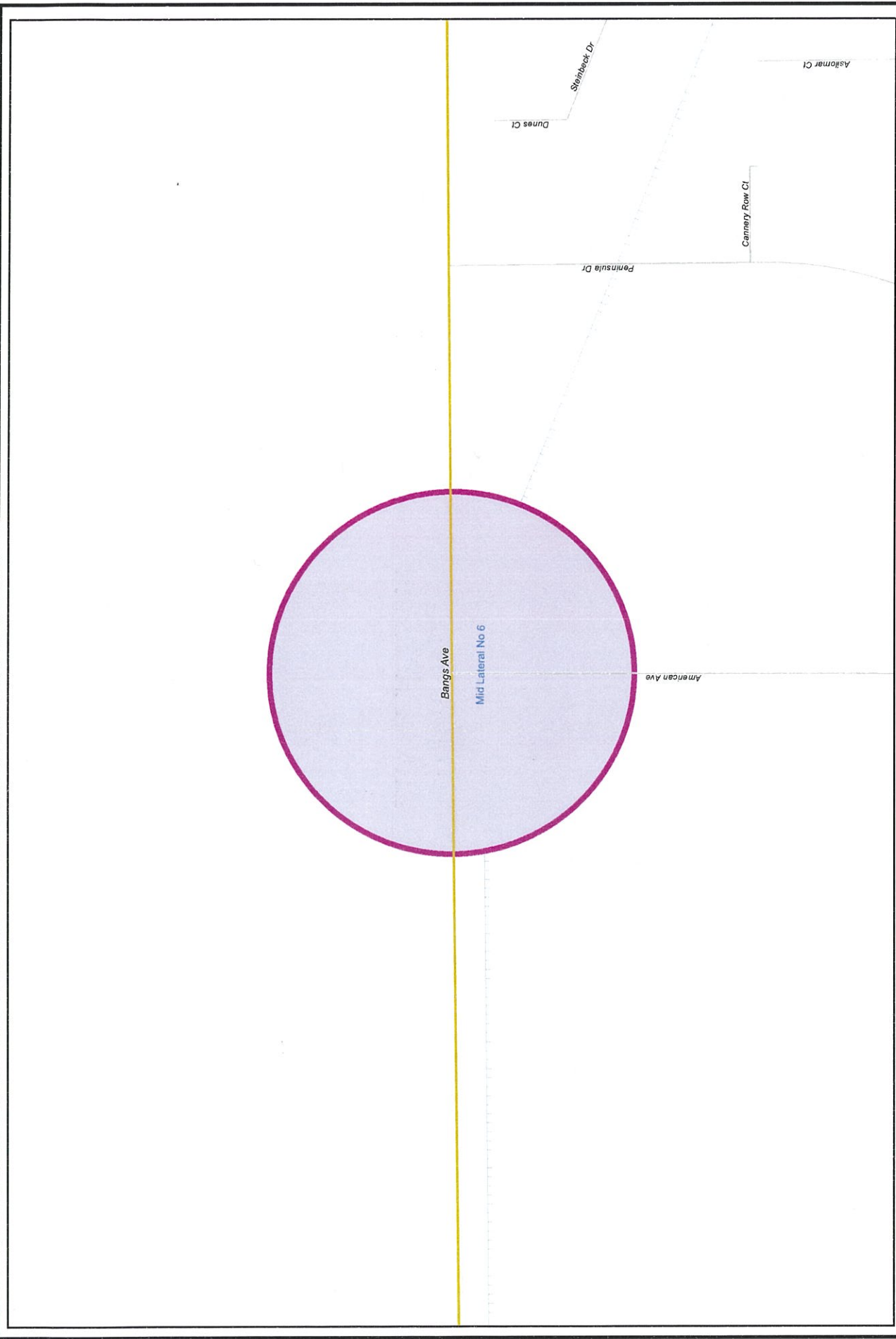
Fund Balance Required	Budget+Prop. Inc./Dec.	Available+Prop. Inc./Dec.
Capital Grants - Streets CIP Projects-3160	0	-73,139



City of Modesto

Project #: 100837

CED - American Avenue/Bangs Avenue Intersection Improvements



CED - American Avenue/Bangs Avenue Intersection Improvements

100837

Capital Un-sponsored

Cost Center: 14999
Hosting Fund: Kiernan Business Park East CFD Fund-3212
Element Listing: Comm Growth
Classification: Improvements
Category: CFD Road Improvements
Type Class: CFD Road Improvements
Area: Kiernan Business Park
Manager: Rocha, Tina M
Start Date:
End Date:
Status: Future
Const. Code: New or Future

Proj Desc: This project will construct either a signalized intersection or a roundabout at the intersection of American Avenue and Bangs Avenue. Pursuant to the Development Agreement between the City of Modesto and Kaiser Foundation Hospitals (last amended in May 2008), Kaiser is required to construct the American/Bangs intersection prior to occupancy of structures in its Planning Phase B development. In the event the intersection is constructed by a third party, Kaiser is required to contribute or reimburse a negotiated share of the construction costs. In 2007, Kaiser deposited \$1,727,717 with the City as the City's match monies for the Kiernan/Dale intersection project (Project #100459). The balance remaining in Project #100459 (\$316,837) was transferred to Project #100837 and will be applied toward Kaiser's negotiated share of the intersection improvements. The balance of this project will be funded by Kiernan Business Park East, Kiernan Business Park South and, possibly, Kaiser.

Proj Stat: Project is currently on hold.

Revenues	Budget	Actuals+Commit	Available	Prop. Inc./Dec. for 17-18	Bud + Prop. Incr/Decr	Avail.+ Prop. Incr/Decr	18-19	19-20	20-21	21-22	Total Budgeted up to 2022
42160 Intergov - State - Kaiser	316,387	316,387	0	0	316,387	0	0	0	0	0	316,387
Revenue Totals:	316,387	316,387	0	0	316,387	0	0	0	0	0	316,387

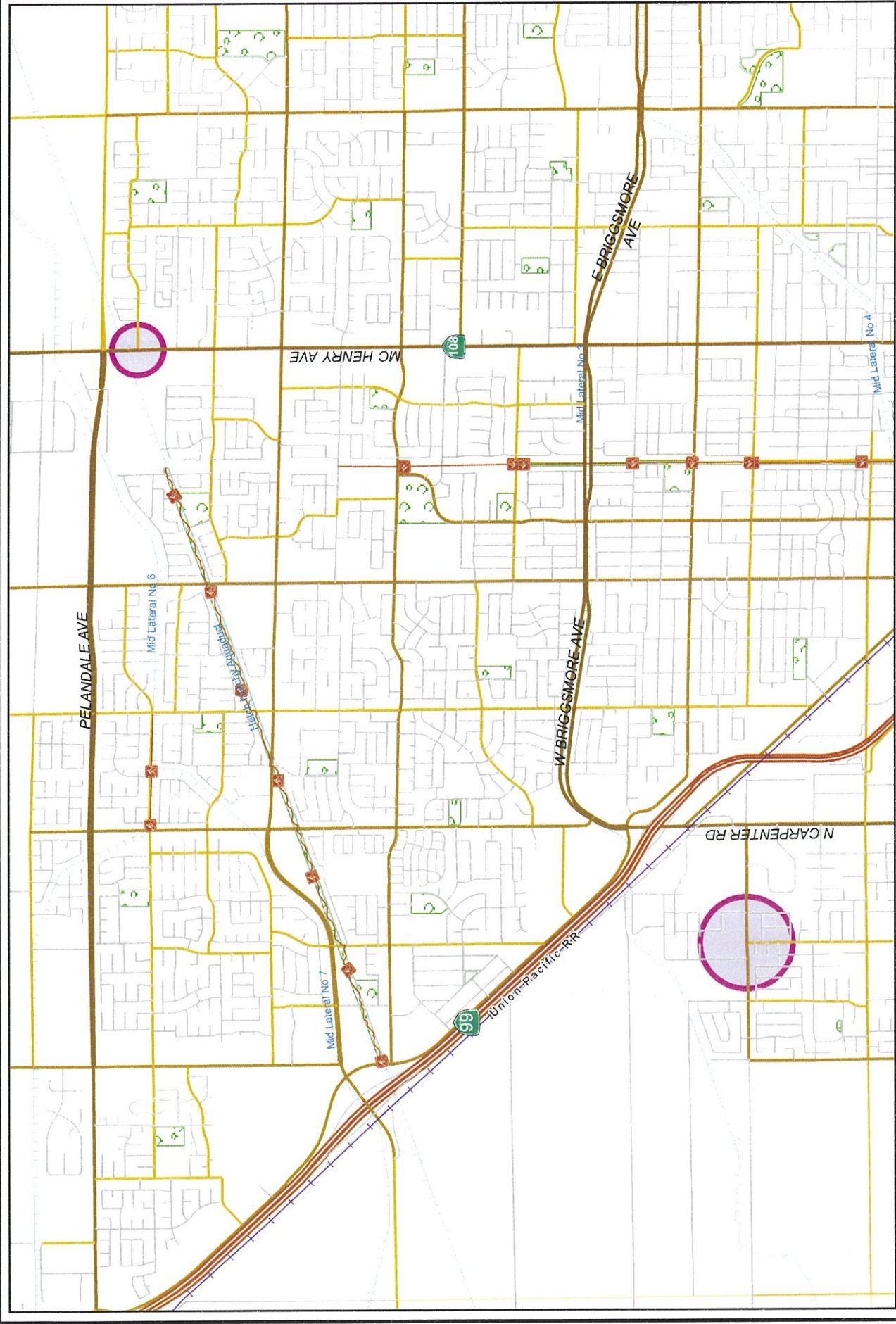
Expenditures	Budget	Actual+Commit	Available	Prop. Inc./Dec. for 17-18	Budget+Prop. Inc./Dec.	Avail.+Prop. Inc./Dec.	18-19	19-20	20-21	21-22	Total Budgeted up to 2022
EDA Eng/Design/Admin	316,387	0	316,387	0	316,387	316,387	0	0	0	0	316,387
Expenditure Totals:	316,387	0	316,387	0	316,387	316,387	0	0	0	0	316,387

Fund Balance Required	Budget+Prop. Inc./Dec.	Avail.+Prop. Inc./Dec.
Kiernan Business Park East CFD Fund-3212	0	316,387



City of Modesto
 Project #: 100870

CED - New Traffic Signals 2015 - McHenry/Grecian & Blue Gum/Rosemore



CED - New Traffic Signals 2015 - McHenry/Grecian & Blue Gum/Rosemore

100870

Capital Un-sponsored

Cost Center: 59999
Hosting Fund: Capital Grants - Streets CIP Projects-3160
Element Listing: Comm Svcs & Fac
Classification: Improvements
Proj Desc: CED - New Traffic Signals 2015 - McHenry/Grecian
Category: Traffic Circulation
Type Class: Other Street Projects
Area: Within City
Manager: Covolo, Charles
Start Date:
End Date:
Status: Active
Const. Code: Not Awarded

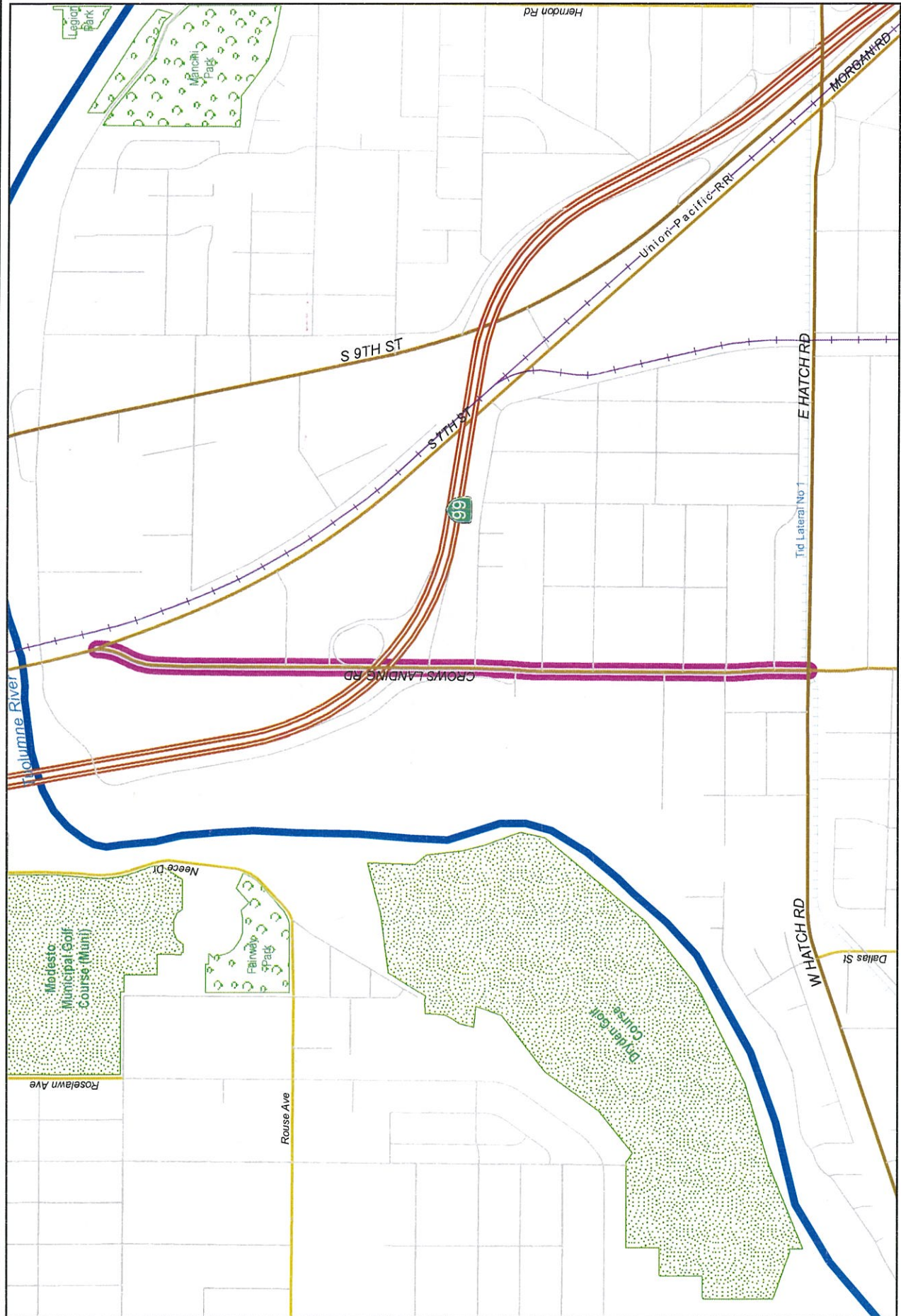
This project will construct new traffic signals at 2 locations (McHenry Ave/Grecian Ave & Blue Gum Ave/Rosemore Ave). This project will improve traffic flow by allowing continuous flow reducing air pollution, congestion, and traffic delays.

Proj Stat: Project is under design. Staff is working with Caltrans to obtain environmental clearance.

Revenues	Budget	Actuals+Commit	Available	Prop. Inc./Dec. for 17-18	Bud + Prop. Incr/Decr	Avail.+ Prop. Incr/Decr	18-19	19-20	20-21	21-22	Total Budgeted up to 2022
42110 Intergov - State - CA Department of Transportation	618,450	51,325	567,125	0	618,450	567,125	0	0	0	0	618,450
Revenue Totals:	618,450	51,325	567,125	0	618,450	567,125	0	0	0	0	618,450

Expenditures	Budget	Actual+Commit	Available	Prop. Inc./Dec. for 17-18	Budget+Prop. Inc./Dec.	Avail.+Prop. Inc./Dec.	18-19	19-20	20-21	21-22	Total Budgeted up to 2022
CA Construction Admin	62,550	22	62,528	0	62,550	62,528	0	0	0	0	62,550
CON Construction	419,000	0	419,000	0	419,000	419,000	0	0	0	0	419,000
CTGY-CIP Contingency - CIP	41,900	0	41,900	0	41,900	41,900	0	0	0	0	41,900
EDA Eng/Design/Admin	95,000	87,271	7,729	0	95,000	7,729	0	0	0	0	95,000
Expenditure Totals:	618,450	87,294	531,156	0	618,450	531,156	0	0	0	0	618,450

Fund Balance Required	Budget+Prop. Inc./Dec.	Available+Prop. Inc./Dec.
Capital Grants - Streets CIP Projects-3160	0	-35,969



City of Modesto

Project #: 100881

CED - Pavement Rehabilitation of Crows Landing Rd, Pelandale Ave & Standford Ave



CED - Pavement Rehabilitation of Crows Landing Rd, Pelandale Ave & Standiford Ave 100881

Capital Un-sponsored

Cost Center: 14999
Hosting Fund: Capital Grants - Streets CIP Projects-3160
Element Listing: Comm Svcs & Fac
Classification: Maintenance
Category: Traffic Circulation
Type Class: Maintenance
Area: Within City
Manager: Dion, Victoria Michelle

Start Date:
End Date:
Status: Active
Const. Code: New or Future

Proj Desc: This is a federally funded pavement project utilizing RSTP funds. This project includes Crows Landing Rd from S. 7th Street to Hatch Road. Toll Credits will be used in place of match money.
Proj Stat: Project improvements will be coordinated with the concurrent Stanislaus County Crows Landing Project from Hatch Road to Whitmore.

Revenues	Budget	Actuals+Commit	Available	Prop. Inc./Dec. for 17-18	Bud + Prop. Incr/Decr	Avail.+ Prop. Incr/Decr	18-19	19-20	20-21	21-22	Total Budgeted up to 2022
42110 Intergov - State - CA Department of Transportation	250,000	57,279	192,721	0	250,000	192,721	2,101,983	0	0	0	2,351,983
Revenue Totals:	250,000	57,279	192,721	0	250,000	192,721	2,101,983	0	0	0	2,351,983

Expenditures	Budget	Actual+Commit	Available	Prop. Inc./Dec. for 17-18	Budget+Prop. Inc./Dec.	Avail.+Prop. Inc./Dec.	18-19	19-20	20-21	21-22	Total Budgeted up to 2022
EDA Eng/Design/Admin	250,000	111,242	138,758	0	250,000	138,758	0	0	0	0	250,000
Expenditure Totals:	250,000	111,242	138,758	0	250,000	138,758	0	0	0	0	250,000

Fund Balance Required	Budget+Prop. Inc./Dec.	Available+Prop. Inc./Dec.
Capital Grants - Streets CIP Projects-3160	0	-53,963



City of Modesto

Project #: 100882

CED - Connect MJC Bike Path to Virginia Corridor



CED - Connect MJC Bike Path to Virginia Corridor

100882

Capital Un-sponsored

Cost Center: 14999

Hosting Fund: Air Quality Capital Facility Fee Fund

Element Listing: Comm Svcs & Fac

Classification: Maintenance

Category: Traffic Circulation

Type Class: Maintenance

Area: Within City

Manager: Dion, Victoria Michelle

Start Date:

End Date:

Status: New

Const. Code: New or Future

Proj Desc: This is a federally funded project utilizing the newly created Active Transportation Program (ATP) funds. This project will connect the MJC bike path (separate city funded project) to the Virginia Corridor. Right of way acquisition is required.

Proj Stat: Design complete, land acquisition underway. Will require additional \$150,000 CFF Funds (Local Match - \$70,000, LA - \$52,000, CON - \$28,000)

Revenues

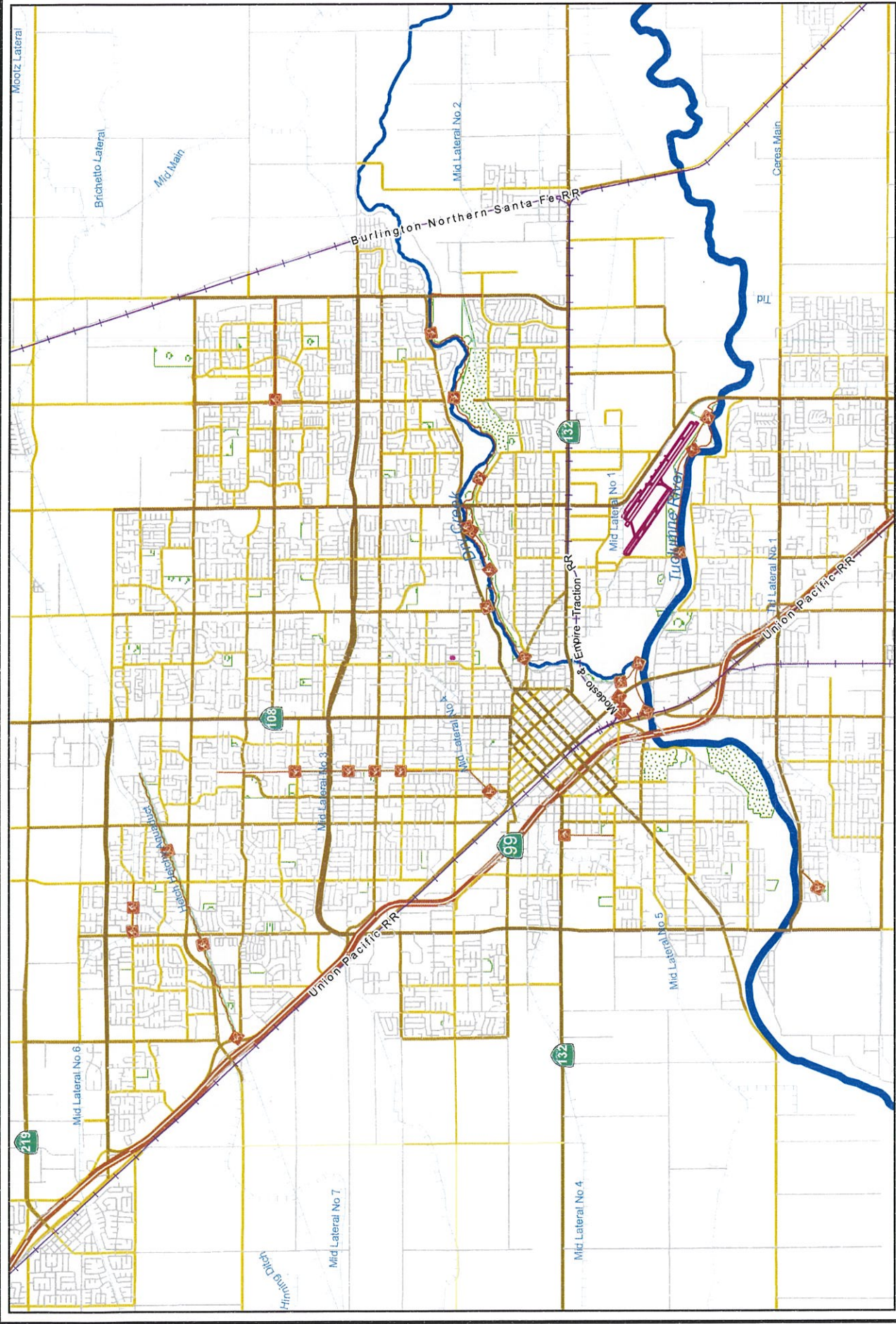
	Budget	Actuals+Commit	Available	Prop. Inc./Dec. for 17-18	Bud + Prop. Incr/Decr	Avail.+ Prop. Incr/Decr	18-19	19-20	20-21	21-22	Total Budgeted up to 2022
42110 Intergov - State - CA Department of Transportation	118,000	3,299	114,701	0	118,000	114,701	0	0	0	0	118,000
Revenue Totals:	118,000	3,299	114,701	0	118,000	114,701	0	0	0	0	118,000

Expenditures

	Budget	Actual+Commit	Available	Prop. Inc./Dec. for 17-18	Budget+Prop. Inc./Dec.	Avail.+Prop. Inc./Dec.	18-19	19-20	20-21	21-22	Total Budgeted up to 2022
CA Construction Admin	50,000	48	49,952	0	50,000	49,952	0	0	0	0	50,000
CON Construction	497,000	0	497,000	0	497,000	497,000	0	0	0	0	497,000
CTGY-CIP Contingency - CIP	50,000	0	50,000	0	50,000	50,000	0	0	0	0	50,000
EDA Eng/Design/Admin	92,000	83,705	8,295	0	92,000	8,295	0	0	0	0	92,000
LA Land Acquisition	41,000	15,033	25,967	0	41,000	25,967	0	0	0	0	41,000
Expenditure Totals:	730,000	98,786	631,214	0	730,000	631,214	0	0	0	0	730,000

Fund Balance Required

	Budget+Prop. Inc./Dec.	Available+Prop. Inc./Dec.
Air Quality Capital Facility Fee Fund	612,000	516,513



City of Modesto
 Project #: 100884

PW - Install New Emergency Vehicle Pre-Empion Equipment



PW - Install New Emergency Vehicle Pre-Emption Equipment

100884

Capital Un-sponsored

Cost Center: 59999
 Hosting Fund: Capital Grants - Streets CIP Projects-3160
 Element Listing: Comm Dev
 Classification: Improvements

Category: Traffic Circulation
 Type Class: Traffic Control Devices
 Area: Within City
 Manager: Murphy, Mark G

Start Date:
 End Date:
 Status: Active
 Const. Code: New or Future

Proj Desc: This project will install Emergency Vehicle Pre-Emption (EVP) systems at signalized intersections that currently do not have EVP systems and will upgrade phase detectors at 46 intersections where EVP systems have been previously installed.

Proj Stat: Project is under design, which is 75% complete.

Revenues	Budget	Actuals+Commit	Available	Prop. Inc./Dec. for 17-18	Bud + Prop. Incr/Decr	Avail. + Prop. Incr/Decr	18-19	19-20	20-21	21-22	Total Budgeted up to 2022
42110 Intergov - State - CA Department of Transportation	36,000	0	36,000	0	36,000	36,000	0	0	0	0	36,000
60100 Transfer In from Fund 0100	4,000	0	4,000	0	4,000	4,000	0	0	0	0	4,000
Revenue Totals:	40,000	0	40,000	0	40,000	40,000	0	0	0	0	40,000

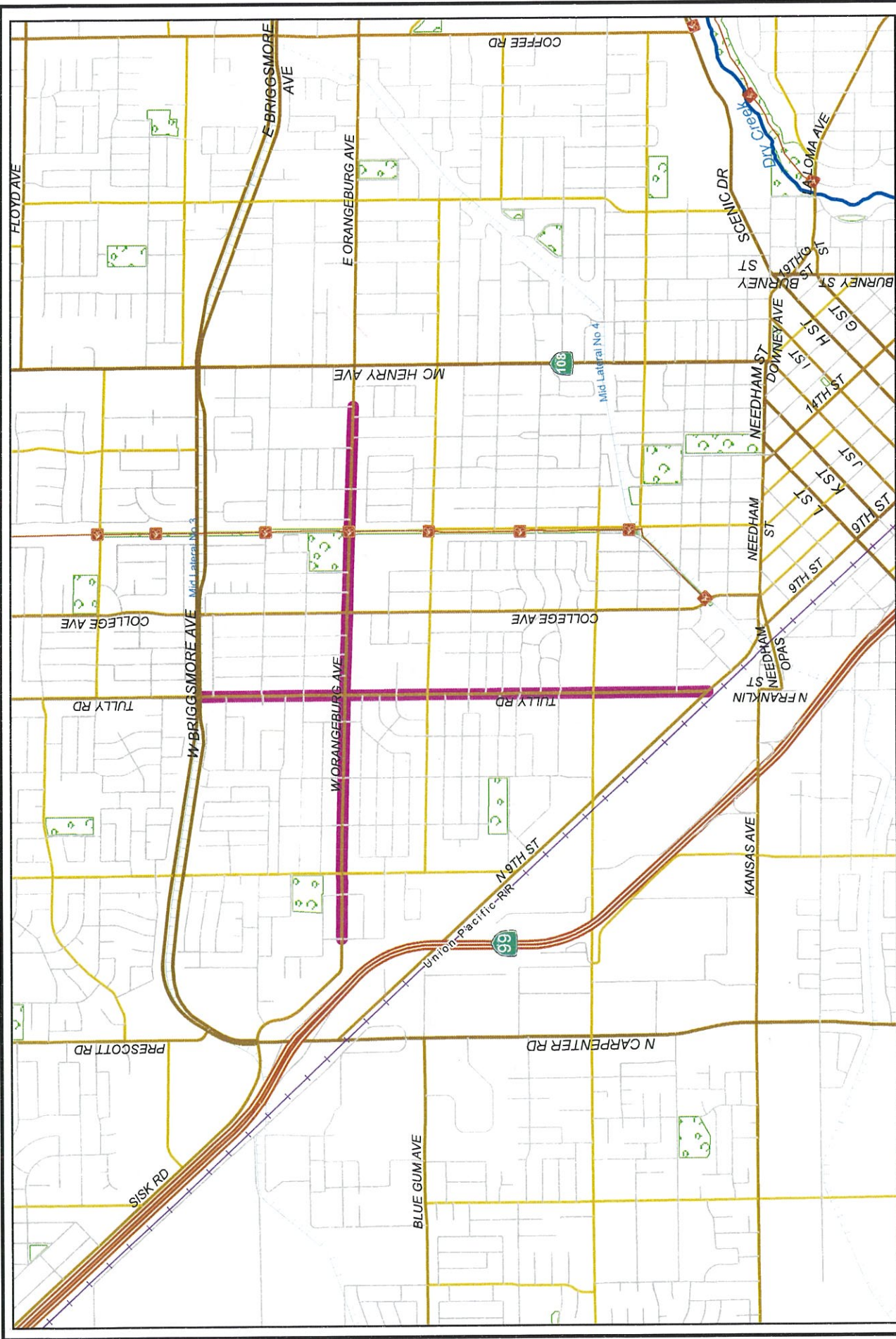
Expenditures	Budget	Actual+Commit	Available	Prop. Inc./Dec. for 17-18	Budget+Prop. Inc./Dec.	Avail.+Prop. Inc./Dec.	18-19	19-20	20-21	21-22	Total Budgeted up to 2022
EDA Eng/Design/Admin	40,000	24,099	15,901	0	40,000	15,901	0	0	0	0	40,000
Expenditure Totals:	40,000	24,099	15,901	0	40,000	15,901	0	0	0	0	40,000

Fund Balance Required	Budget+Prop. Inc./Dec.	Available+Prop. Inc./Dec.
Capital Grants - Streets CIP Projects-3160	0	-24,099



City of Modesto
 Project #: 100893

CED - Pavement Rehabilitation of Tully Rd and Orangeburg Ave



CED - Pavement Rehabilitation of Tully Rd and Orangeburg Ave

100893

Capital Unspent

Cost Center: 14999
Hosting Fund: Capital Grants - Streets CIP Projects-3160
Element Listing: Comm Dev
Classification: Maintenance
Category: Traffic Circulation
Type Class: Infrastructure Preservation
Area: Within City
Manager: Soares, Phillip A
Start Date:
End Date:
Status: Active
Const. Code: New or Future
Proj Desc: This is a federally funded project utilizing RSTP funds. Streets to be rehabilitated include Tully Road from 9th St. to Briggsmore Ave. and shoulder widening on 9th Street.
Proj Stat: Project design is complete. Construction is planned for the summer of 2017.

Revenues	Budget	Actuals+Commit	Available	Prop. Inc./Dec. for 17-18	Bud + Prop. Incr/Decr	Avail.+ Prop. Incr/Decr	18-19	19-20	20-21	21-22	Total Budgeted up to 2022
42110 Intergov - State - CA Department of Transportation	800,000	9,924	790,076	0	800,000	790,076	0	0	0	0	800,000
Revenue Totals:	800,000	9,924	790,076	0	800,000	790,076	0	0	0	0	800,000

Expenditures	Budget	Actual+Commit	Available	Prop. Inc./Dec. for 17-18	Budget+Prop. Inc./Dec.	Avail.+Prop. Inc./Dec.	18-19	19-20	20-21	21-22	Total Budgeted up to 2022
CA Construction Admin	115,500	2,005	113,495	0	115,500	113,495	0	0	0	0	115,500
CON Construction	577,500	0	577,500	0	577,500	577,500	0	0	0	0	577,500
CTGY-CIP Contingency - CIP	77,000	0	77,000	0	77,000	77,000	0	0	0	0	77,000
EDA Eng/Design/Admin	30,000	30,488	-488	0	30,000	-488	0	0	0	0	30,000
Expenditure Totals:	800,000	32,493	767,507	0	800,000	767,507	0	0	0	0	800,000

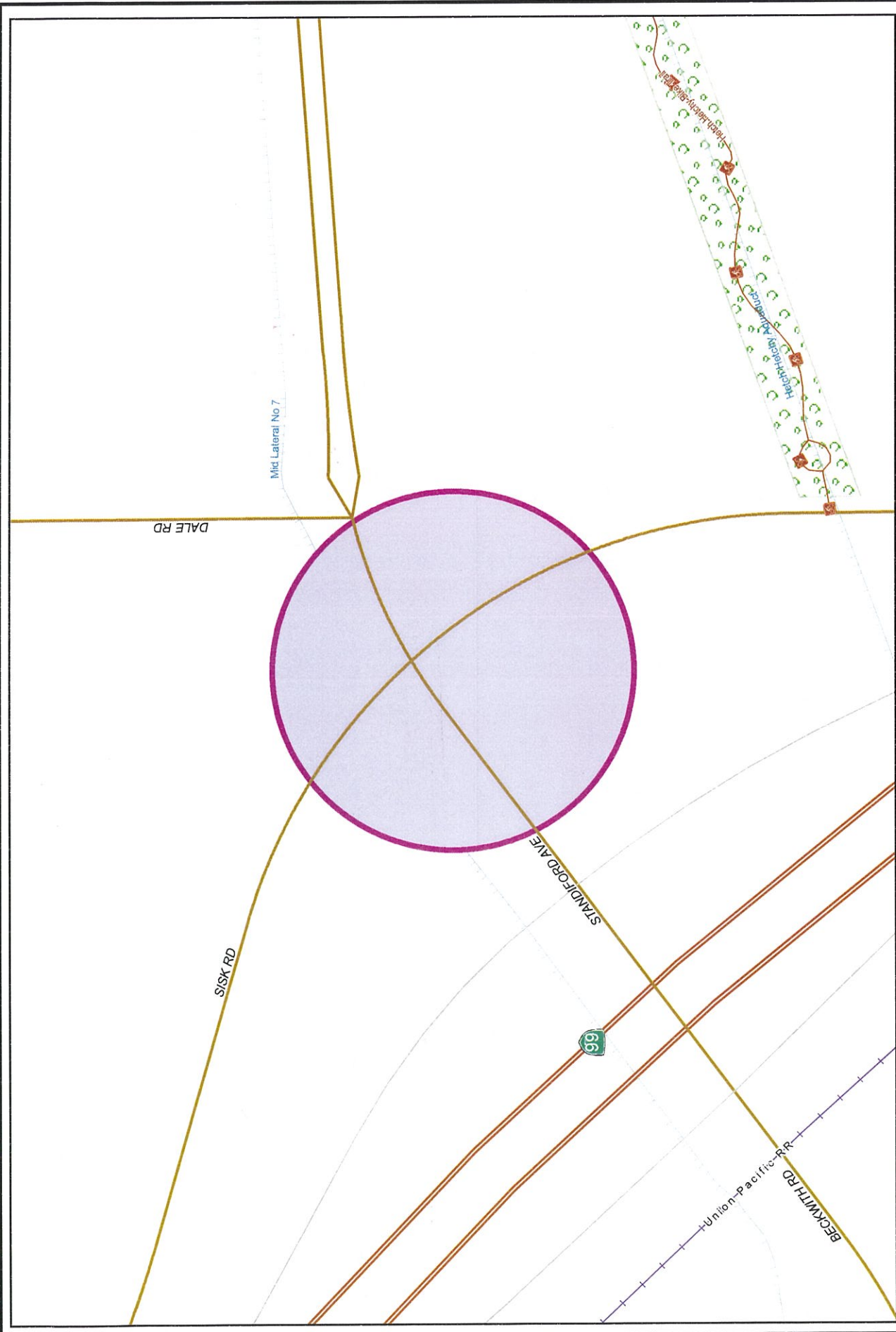
Fund Balance Required	Budget+Prop. Inc./Dec.	Available+Prop. Inc./Dec.
Capital Grants - Streets CIP Projects-3160	0	-22,569



City of Modesto

Project #: 100900

CED - Right Turn Ln EB Standford to SB Sisk



CED - Right Turn Ln EB Standiford to SB Sisk

100900

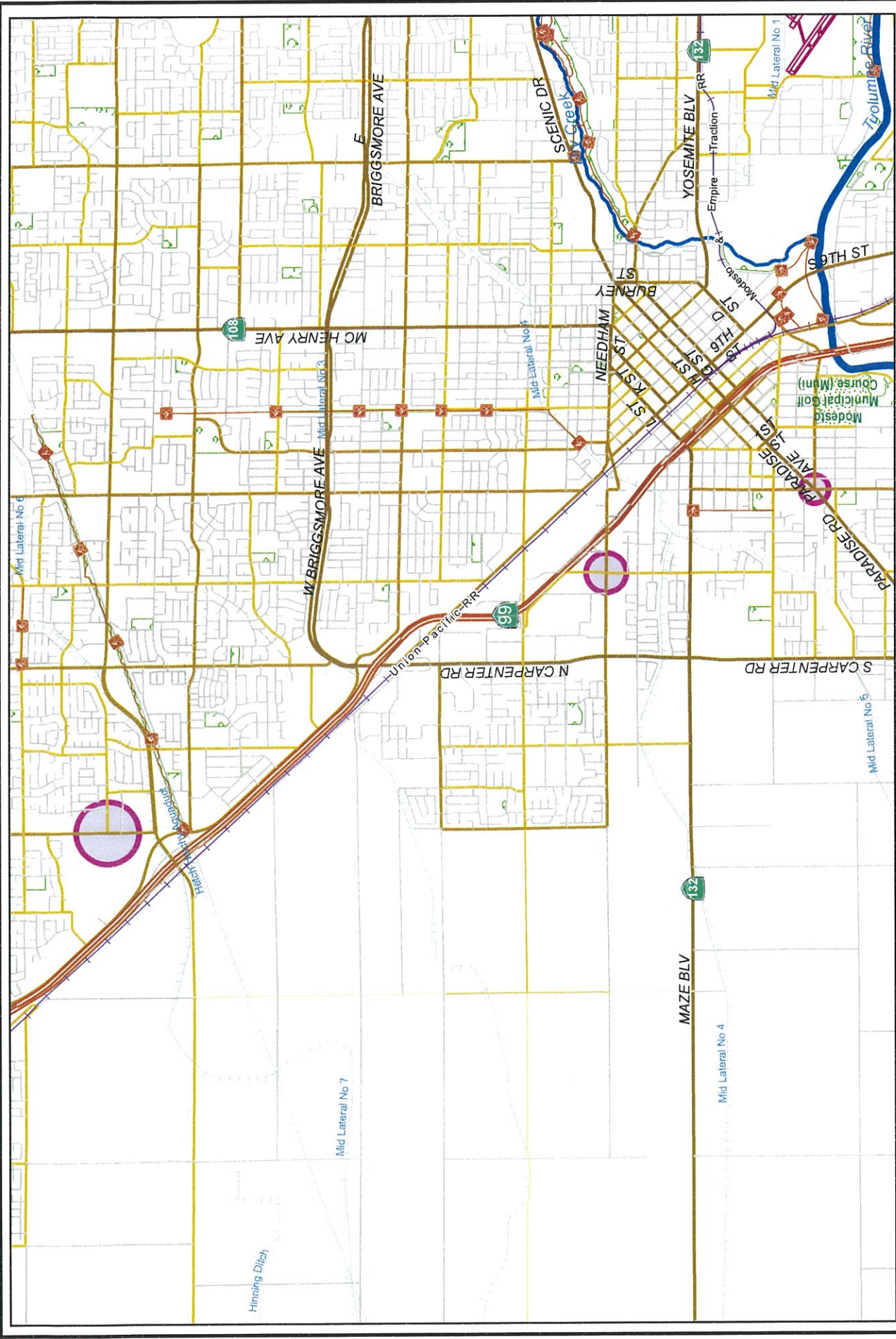
Capital Un-sponsored

Cost Center: 59999 **Category:** Traffic Circulation **Start Date:**
Hosting Fund: Capital Grants - Streets CIP Projects-3160 **Type Class:** Other Street Projects **End Date:**
Element Listing: Comm Svcs & Fac **Area:** Within City **Status:** Active
Classification: Improvements **Manager:** Soares, Phillip A **Const. Code:** Not Awarded
Proj Desc: This project will provide a City Standard right turn lane and traffic signal modification which will assist in accommodating vehicles turning right from eastbound Standiford Avenue to southbound Sisk Road.
Proj Stat: Project is currently in design.

Revenues	Budget	Actuals+Commit	Available	Prop. Inc./Dec. for 17-18	Bud + Prop. Incr/Decr	Avail.+ Prop. Incr/Decr	18-19	19-20	20-21	21-22	Total Budgeted up to 2022
42110 Intergov - State - CA Department of Transportation	199,193	3,225	195,968	0	199,193	195,968	0	0	0	0	199,193
61720 Transfer In from Fund 1720	25,807	0	25,807	0	25,807	25,807	0	0	0	0	25,807
Revenue Totals:	225,000	3,225	221,775	0	225,000	221,775	0	0	0	0	225,000

Expenditures	Budget	Actual+Commit	Available	Prop. Inc./Dec. for 17-18	Budget+Prop. Inc./Dec.	Avail.+Prop. Inc./Dec.	18-19	19-20	20-21	21-22	Total Budgeted up to 2022
EDA Eng/Design/Admin	225,000	8,904	216,096	0	225,000	216,096	0	0	0	0	225,000
Expenditure Totals:	225,000	8,904	216,096	0	225,000	216,096	0	0	0	0	225,000

Fund Balance Required	Budget+Prop. Inc./Dec.	Available+Prop. Inc./Dec.
Capital Grants - Streets CIP Projects-3160	0	-5,679



City of Modesto

Project #: 100939

PW - Upgrade Traffic Signals 2015



PW - Upgrade Traffic Signals 2015

100939

Capital Un-sponsored

Cost Center: PW - Capital Projects-59999
Hosting Fund: Capital Grants - Streets CIP Projects-3160
Element Listing: Comm Dev
Classification: Improvements
Category: Traffic Circulation
Type Class: Traffic Control Devices
Area: Within City
Manager: Murphy, Mark G
Start Date:
End Date:
Status: Active
Const. Code: New or Future
Proj Desc: Upgrade traffic signals at: Kansas Ave @ Emerald Ave, Paradise Rd @ Mr. Luther King Blvd., and Dale Rd. @ Veneman
Proj Stat: Under design, 60% complete

Revenues	Budget	Actuals+Commit	Available	Prop. Inc./Dec. for 17-18	Bud + Prop. Incr/Decr	Avail.+ Prop. Incr/Decr	18-19	19-20	20-21	21-22	Total Budgeted up to 2022
42110 Intergov - State - CA Department of Transportation	100,000	0	100,000	0	100,000	100,000	0	0	0	0	100,000
Revenue Totals:	100,000	0	100,000	0	100,000	100,000	0	0	0	0	100,000

Expenditures	Budget	Actual+Commit	Available	Prop. Inc./Dec. for 17-18	Budget+Prop. Inc./Dec.	Avail.+Prop. Inc./Dec.	18-19	19-20	20-21	21-22	Total Budgeted up to 2022
CA Construction Admin	50,550	0	50,550	0	50,550	50,550	0	0	0	0	50,550
CON Construction	419,500	0	419,500	0	419,500	419,500	0	0	0	0	419,500
CTGY-CIP Contingency-CIP	41,950	0	41,950	0	41,950	41,950	0	0	0	0	41,950
EDA Eng/Design/Admin	100,000	27,400	72,600	0	100,000	72,600	0	0	0	0	100,000
Expenditure Totals:	612,000	27,400	584,600	0	612,000	584,600	0	0	0	0	612,000

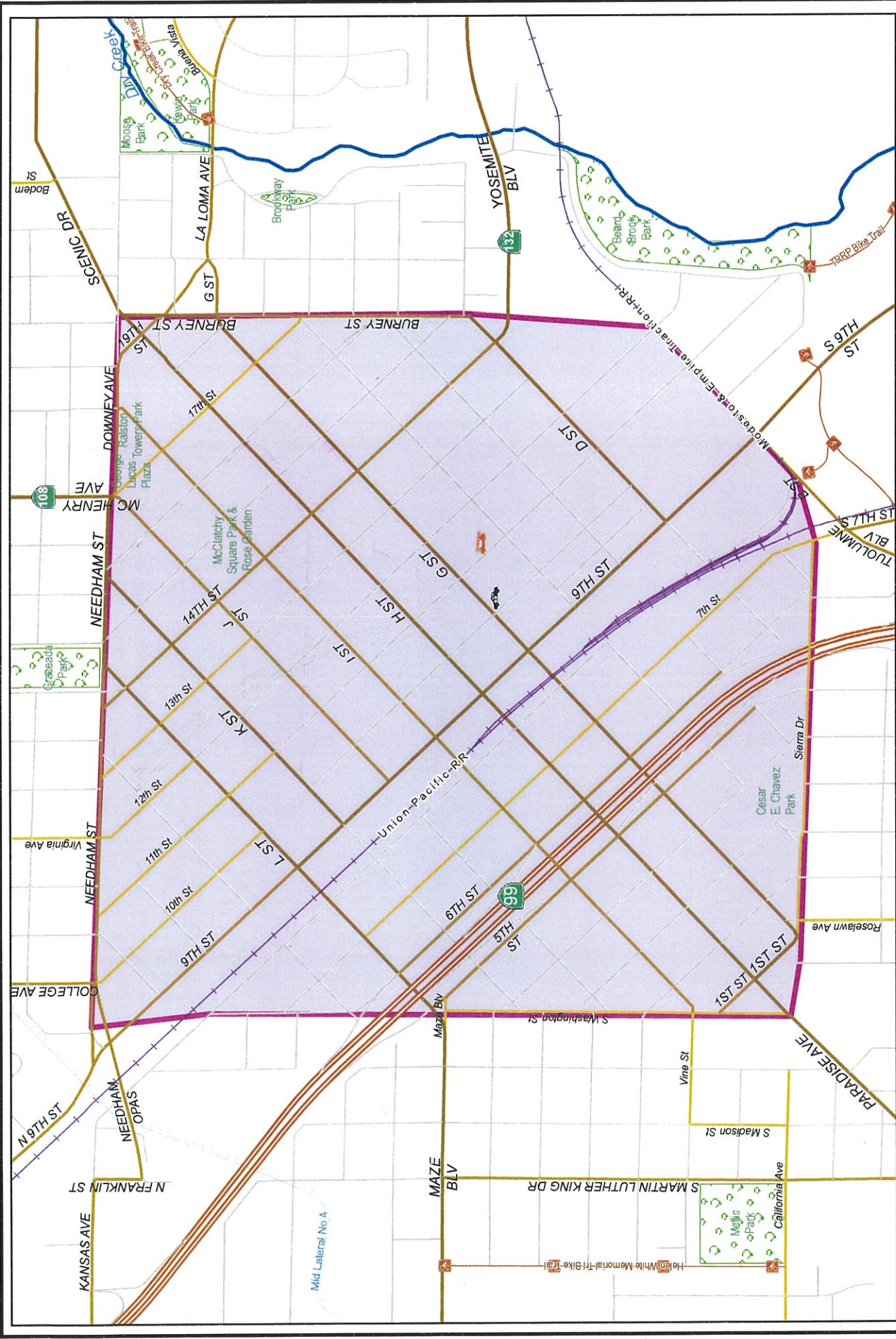
Fund Balance Required	Budget+Prop. Inc./Dec.	Available+Prop. Inc./Dec.
Capital Grants - Streets CIP Projects-3160	512,000	484,600



City of Modesto

Project #: 100940

PW - Synchronize Traffic Signals Downtown 2015



PW - Synchronize Traffic Signals Downtown 2015

100940

Capital Un-sponsored

Cost Center: PW - Capital Projects-59999 **Category:** Traffic Circulation **Start Date:**
Hosting Fund: Capital Grants - Streets CIP Projects-3160 **Type Class:** Traffic Control Devices **End Date:**
Element Listing: Comm Dev **Area:** Within City **Status:** Active
Classification: Improvements **Manager:** Murphy, Mark G **Const. Code:** New or Future
Proj Desc: Synchronize downtown traffic signals
Proj Stat: Ongoing

Revenues	Budget	Actuals+Commit	Available	Prop. Inc./Dec. for 17-18	Bud + Prop. Incr/Decr	Avail. + Prop. Incr/Decr	18-19	19-20	20-21	21-22	Total Budgeted up to 2022
42110 Intergov - State - CA Department of Transportation	400,000	0	400,000	0	400,000	400,000	0	0	0	0	400,000
Revenue Totals:	400,000	0	400,000	0	400,000	400,000	0	0	0	0	400,000

Expenditures	Budget	Actual+Commit	Available	Prop. Inc./Dec. for 17-18	Budget+Prop. Inc./Dec.	Avail.+Prop. Inc./Dec.	18-19	19-20	20-21	21-22	Total Budgeted up to 2022
CON Construction	400,000	13,853	386,147	0	400,000	386,147	0	0	0	0	400,000
Expenditure Totals:	400,000	13,853	386,147	0	400,000	386,147	0	0	0	0	400,000

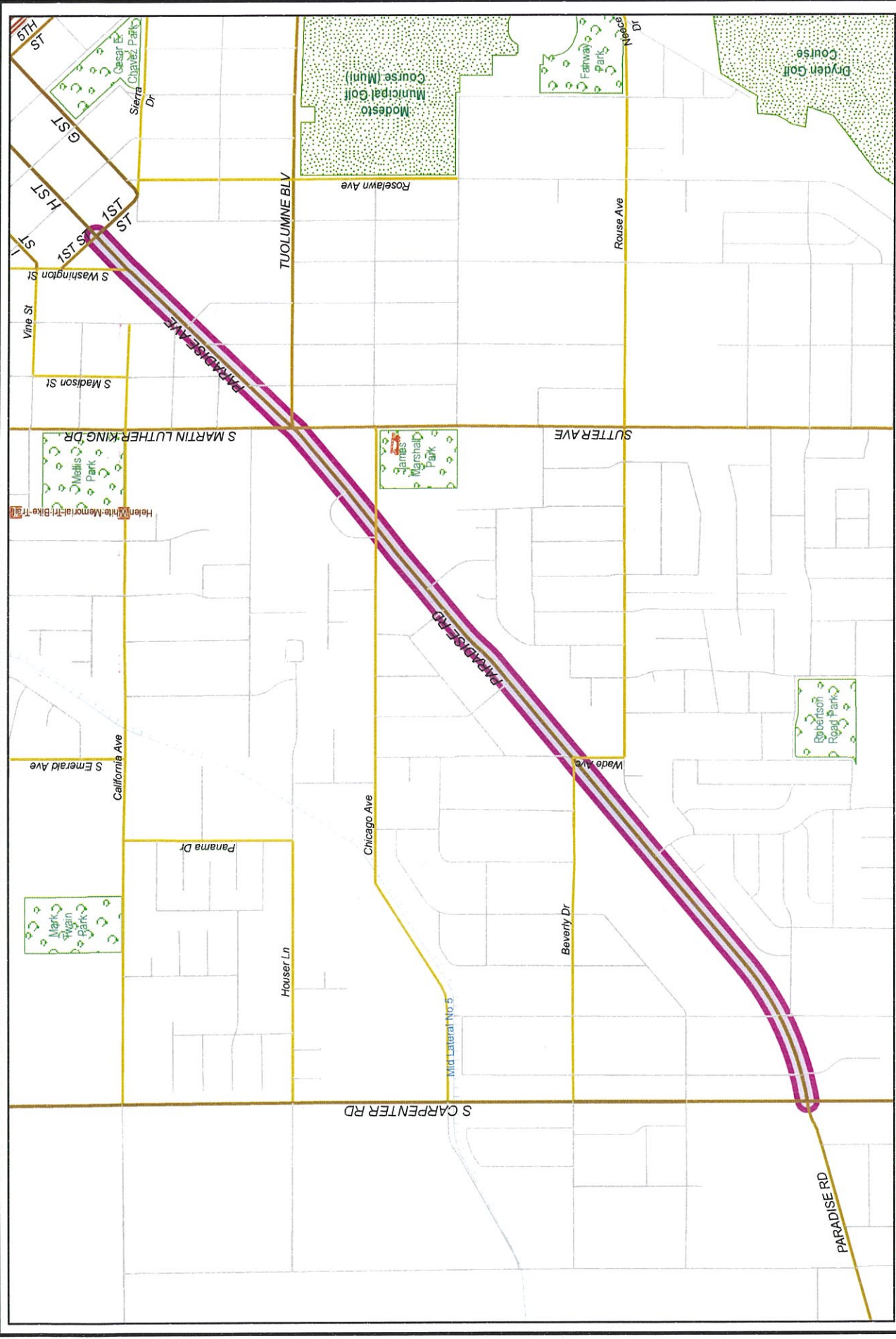
Fund Balance Required	Budget+Prop. Inc./Dec.	Available+Prop. Inc./Dec.
Capital Grants - Streets CIP Projects-3160	0	-13,853



City of Modesto

Project #: 100942

CED - Paradise Road from S. Carpenter Road to 1st Street



CED - Paradise Road from S. Carpenter Road to 1st Street

100942

Capital Un-sponsored

Cost Center: CED - Capital Projects-14999
Hosting Fund: Capital Grants - Streets CIP Projects-3160
Element Listing: Comm Svcs & Fac
Classification: Maintenance
Category: Traffic Circulation
Type Class: Maintenance
Area: Within City
Manager: Dion, Victoria Michelle
Start Date:
End Date:
Status: New
Const. Code: New or Future

Proj Desc: This is a federally-funded pavement rehabilitation project utilizing federal RPSTP funds. The project includes pavement rehabilitation on Paradise Road from 1st Street to S. Carpenter Road.

Proj Stat: Design anticipated to begin FY 17-18.

Revenues	Budget	Actuals+Commit	Available	Prop. Inc./Dec. for 17-18	Bud + Prop. Incr/Decr	Avail. + Prop. Incr/Decr	18-19	19-20	20-21	21-22	Total Budgeted up to 2022
42110 Intergov - State - CA Department of Transportation	250,000	0	250,000	0	250,000	250,000	0	0	0	0	250,000
Revenue Totals:	250,000	0	250,000	0	250,000	250,000	0	0	0	0	250,000

Expenditures	Budget	Actual+Commit	Available	Prop. Inc./Dec. for 17-18	Budget+Prop. Inc./Dec.	Avail. + Prop. Inc./Dec.	18-19	19-20	20-21	21-22	Total Budgeted up to 2022
CA Construction Admin	0	32	-32	0	0	-32	0	0	0	0	0
EDA Eng/Design/Admin	250,000	7,437	242,563	0	250,000	242,563	0	0	0	0	250,000
Expenditure Totals:	250,000	7,469	242,531	0	250,000	242,531	0	0	0	0	250,000

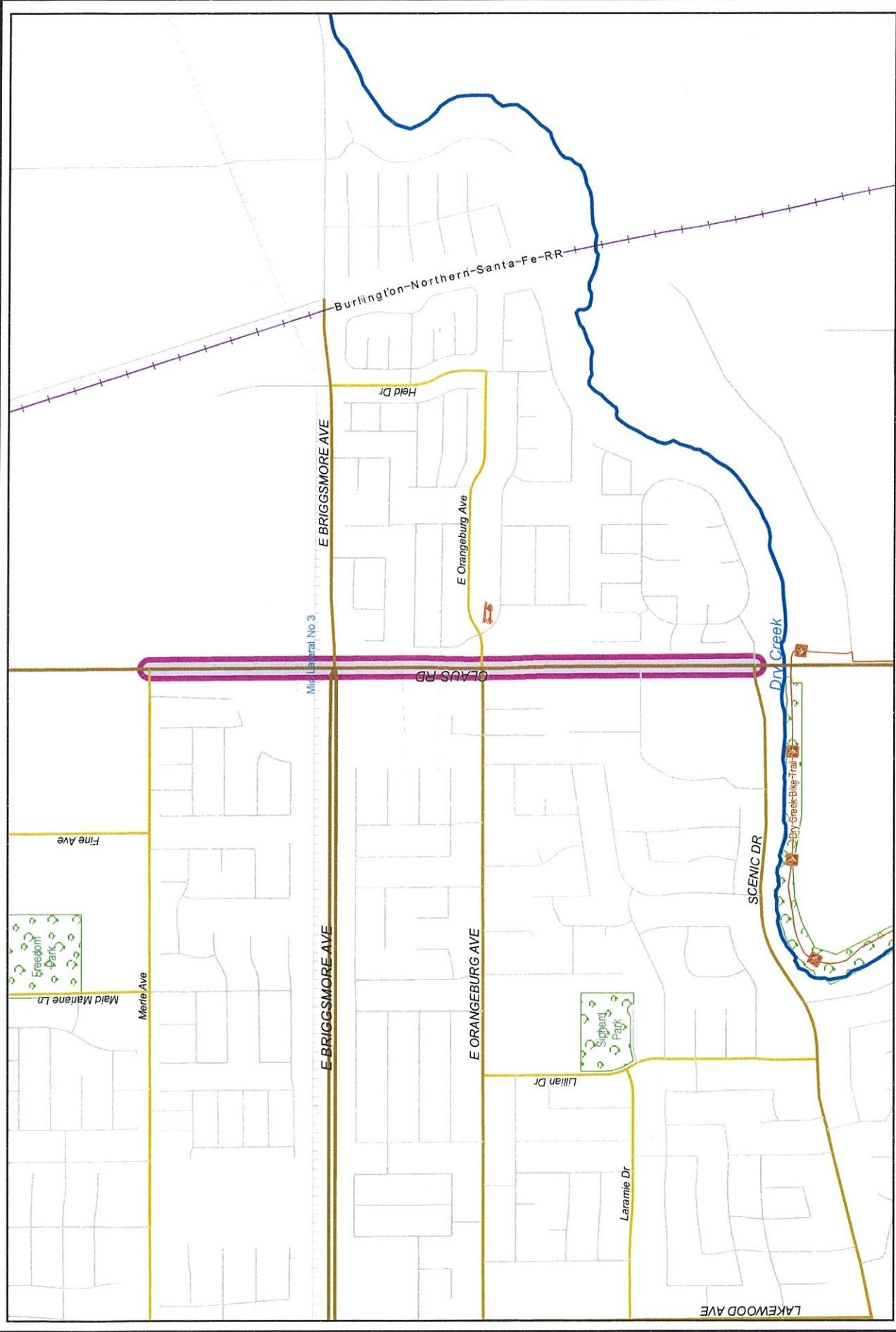
Fund Balance Required	Budget+Prop. Inc./Dec.	Available+Prop. Inc./Dec.
Capital Grants - Streets CIP Projects-3160	0	-7,469



City of Modesto

Project #: 100943

CED - Claus Road Bike Path



CED - Claus Road Bike Path

100943

Capital Un-sponsored

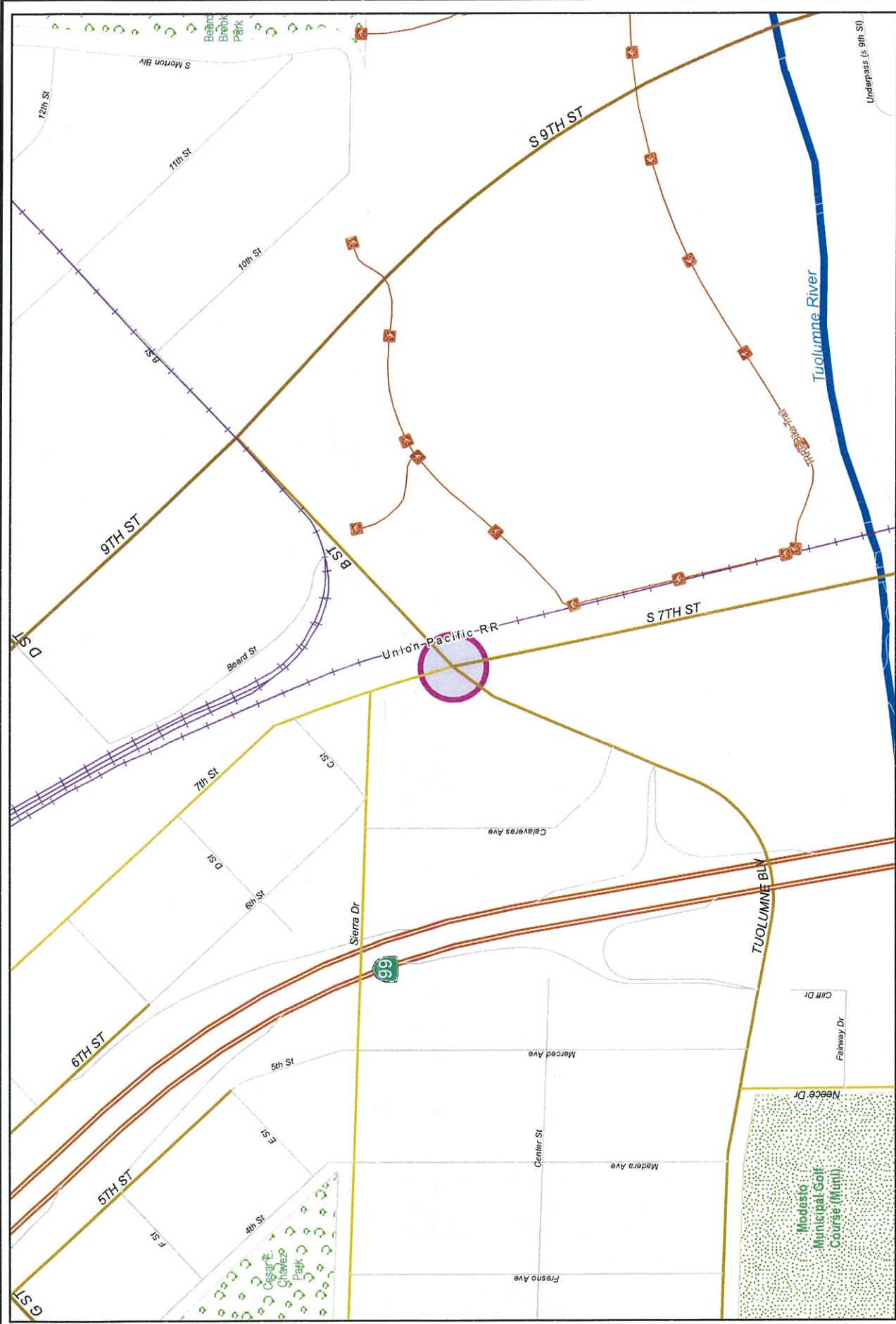
Cost Center: CED - Capital Projects-14999
Hosting Fund: Streets Capital Facility Fee Fund-3410
Element Listing: Comm Svcs & Fac
Classification: Improvements
Category: Traffic Circulation
Type Class: Major Street Improvements
Area: Within City
Manager: Dion, Victoria Michelle
Start Date:
End Date:
Status: New
Const. Code: New or Future

Proj Desc: This project will construct a new bike path along Claus Road from Scenic Dr. to Merle Ave.

Proj Stat: Construction anticipated FY 17-18.

Expenditures	Budget	Actual+Commit	Available	Prop. Inc./Dec. for 17-18	Budget+Prop. Inc./Dec.	Avail. +Prop. Inc./Dec.	18-19	19-20	20-21	21-22	Total Budgeted up to 2022
EDA Eng/Design/Admin	70,000	366	69,634	0	70,000	69,634	0	0	0	0	70,000
LA Land Acquisition	10,000	0	10,000	0	10,000	10,000	0	0	0	0	10,000
Expenditure Totals:	80,000	366	79,634	0	80,000	79,634	0	0	0	0	80,000

Fund Balance Required	Budget+Prop. Inc./Dec.	Available+Prop. Inc./Dec.
Streets Capital Facility Fee Fund-3410	80,000	79,634



City of Modesto
Project #: 100944

CED - Tuolumne Blvd, 7th St, & B St Intersection Improvements



CED - Tuolumne Blvd, 7th St, & B St Intersection Improvements

100944

Capital Un-sponsored

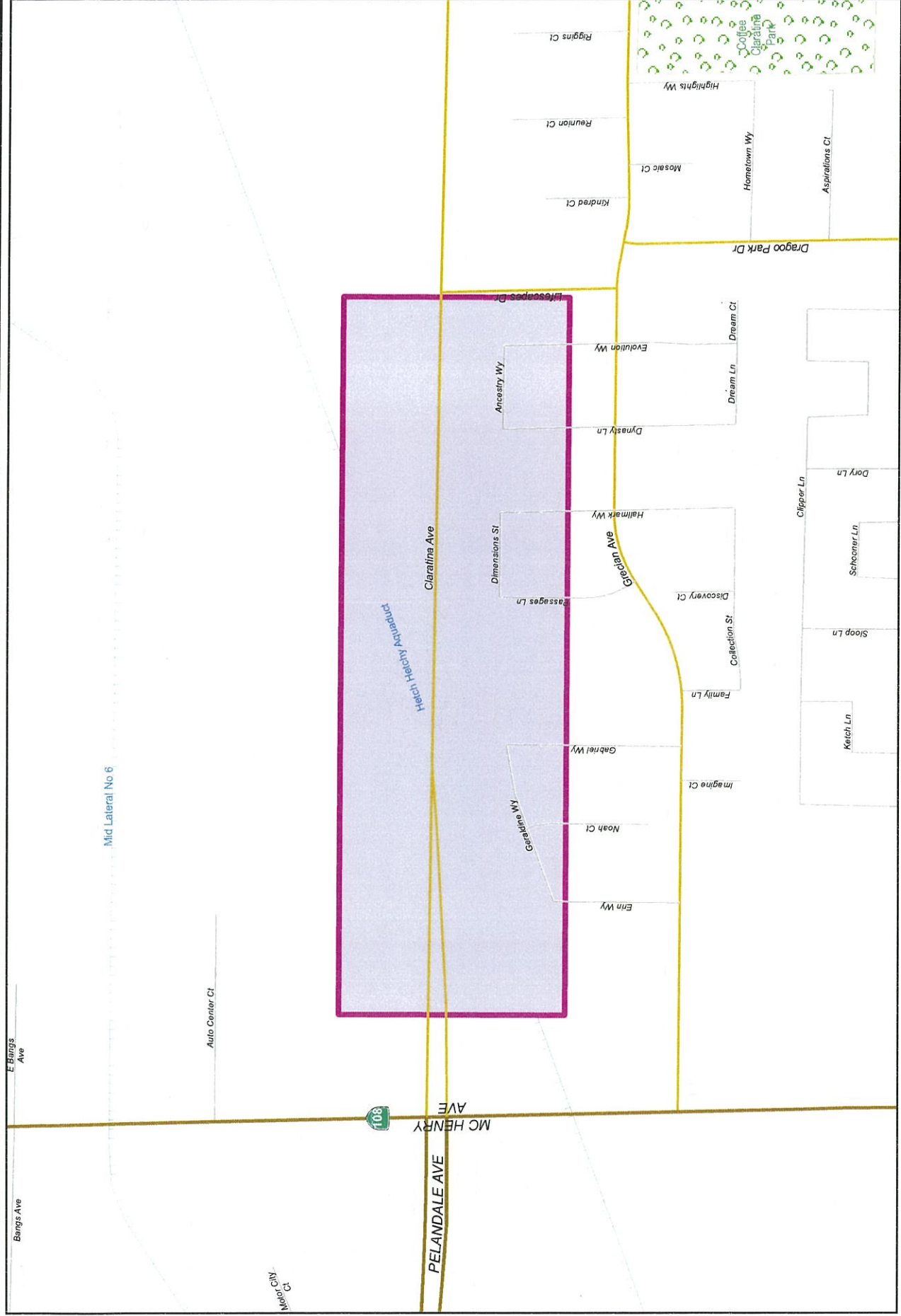
Cost Center: CED - Capital Projects-14999
Hosting Fund: Streets Capital Facility Fee Fund-3410
Element Listing: Comm Svcs & Fac Improvements
Classification: Improvements
Category: Traffic Circulation
Type Class: Major Street Improvements
Area: Within City
Manager: Dion, Victoria Michelle

Start Date:
End Date:
Status: New
Const. Code: New or Future

Proj Desc: This project will construct improvements at the Tuolumne Blvd., 7th St., and B St. intersection. The project improvements are required in coordination with the 7th Street Bridge Project.
Proj Stat: Once budget is adopted by Council, this project will begin in FY 17-18.

Expenditures	Budget	Actual+Commit	Available	Prop. Inc./Dec. for 17-18	Budget+Prop. Inc./Dec.	Avail.+Prop. Inc./Dec.	20-22			Total Budgeted up to 2022
							18-19	19-20	20-21	
EDA Eng/Design/Admin	200,000	0	200,000	0	200,000	200,000	0	0	0	200,000
Expenditure Totals:	200,000	0	200,000	0	200,000	200,000	0	0	0	200,000

Fund Balance Required	Budget+Prop. Inc./Dec.		Available+Prop. Inc./Dec.	
	200,000	200,000	200,000	200,000
Streets Capital Facility Fee Fund-3410	200,000	200,000	200,000	200,000



City of Modesto

Project #: 100945

CED - Hetch-Hetchy and Claratina Structural Crossing



CED - Hetch-Hetchy and Claratina Structural Crossing

100945

Capital Un-sponsored

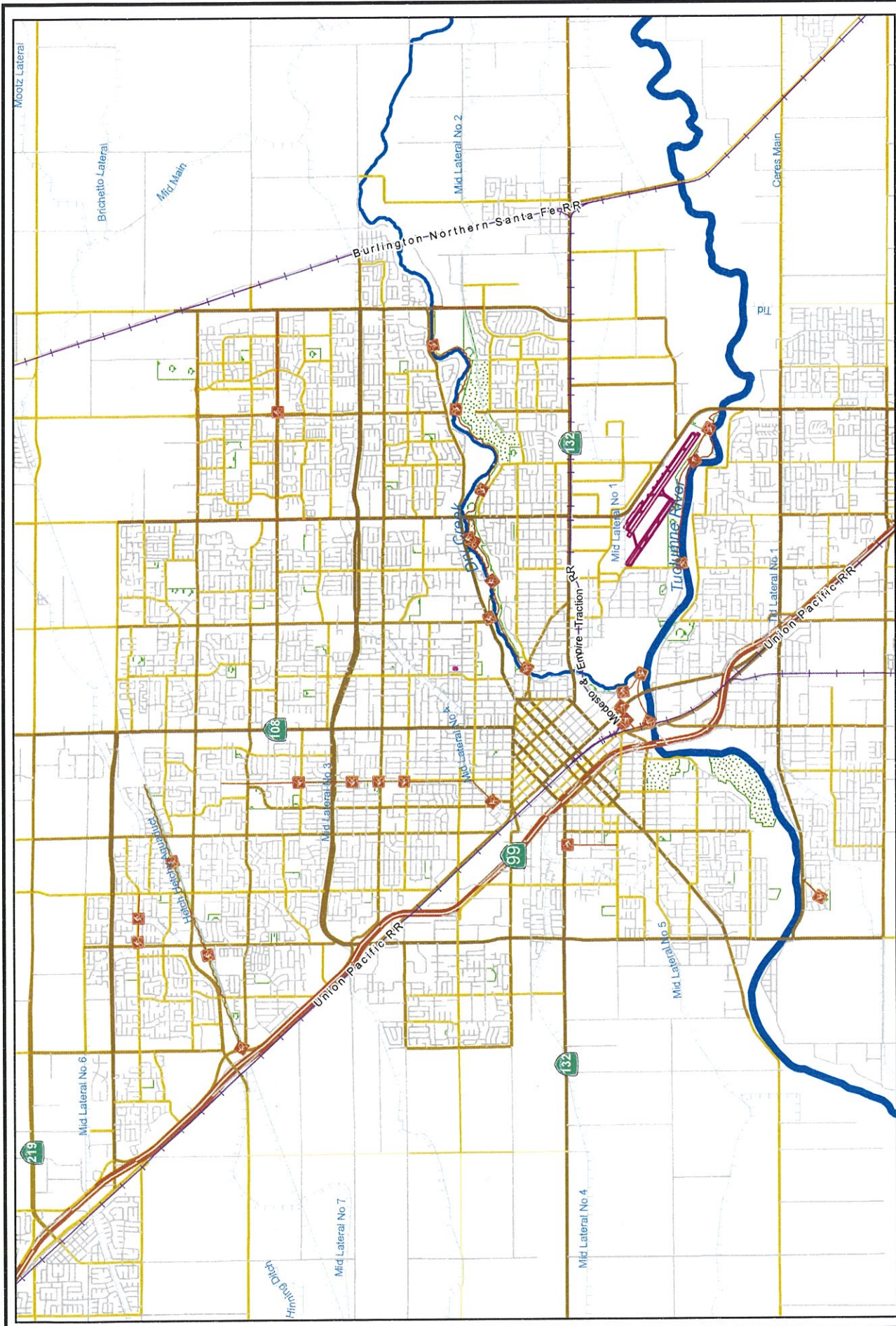
Cost Center: CED - Capital Projects-14999 **Category:** Traffic Circulation **Start Date:** 2016
Hosting Fund: Streets Capital Facility Fee Fund-3410 **Type Class:** Major Street Improvements **End Date:** 2018
Element Listing: Comm Svcs & Fac **Area:** Within City **Status:** New
Classification: Improvements **Manager:** Dion, Victoria Michelle **Const. Code:** New or Future

Proj Desc: This project will construct the required improvements for the Hetch-Hetchy water transmission line crossing at Claratina Avenue. The improvements are required in order to complete the Claratina Avenue widening between McHenry Avenue and Coffee Road.

Proj Stat: Project currently under design. Land acquisition and utility relocation to begin FY 17-18.

Expenditures	Budget	Actual+Commit	Available	Prop. Inc./Dec. for 17-18	Budget+Prop. Inc./Dec.	Avail.+Prop. Inc./Dec.	18-19	19-20	20-21	21-22	Total Budgeted up to 2022
CA Construction Admin	0	0	0	100,000	100,000	100,000	0	0	0	0	100,000
CON Construction	0	0	0	750,000	750,000	750,000	0	0	0	0	750,000
CTGY Contingency	0	0	0	150,000	150,000	150,000	0	0	0	0	150,000
EDA Eng/Design/Admin	200,000	157,082	42,918	0	200,000	42,918	0	0	0	0	200,000
ENV CIP - Environmental	40,000	0	40,000	0	40,000	40,000	0	0	0	0	40,000
LA Land Acquisition	800,000	0	800,000	0	800,000	800,000	0	0	0	0	800,000
UE Utility and EIR	60,000	0	60,000	0	60,000	60,000	0	0	0	0	60,000
Expenditure Totals:	1,100,000	157,082	942,918	1,000,000	2,100,000	1,942,918	0	0	0	0	2,100,000

Fund Balance Required	Budget+Prop. Inc./Dec.	Availables+Prop. Inc./Dec.
Streets Capital Facility Fee Fund-3410	2,100,000	1,942,918



City of Modesto

Project #: 100950

PW - Upgrade High Voltage Street Lights to Low Voltage (100878)



PW - Upgrade High Voltage Street Lights to Low Voltage (100878)

100950

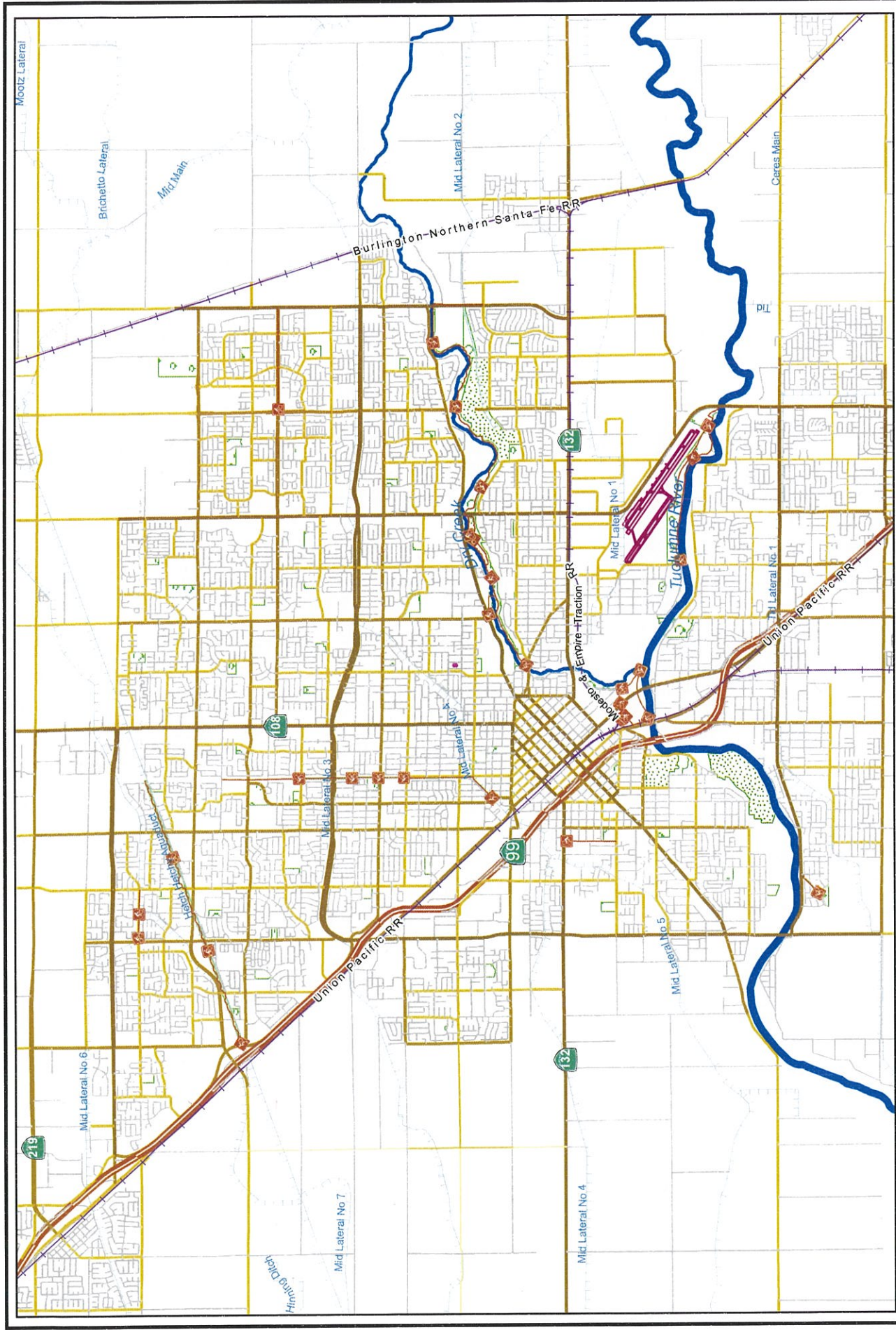
Capital Un-sponsored

Cost Center: PW - Capital Projects-59999 **Category:** Traffic Circulation **Start Date:**
Hosting Fund: Capital Grants - Streets CIP Projects-3160 **Type Class:** Maintenance **End Date:**
Element Listing: Public Safety **Area:** System Wide **Status:** Active
Classification: Maintenance **Manager:** Murphy, Mark G **Const. Code:** New or Future
Proj Desc: Upgrade approximately 100 high voltage street lights to low voltage using city crews
Proj Stat: Under construction, 80% complete

Revenues	Budget	Actuals+Commit	Available	Prop. Inc./Dec. for 17-18	Bud + Prop. Incr/Decr	Avail.+ Prop. Incr/Decr	18-19	19-20	20-21	21-22	Total Budgeted up to 2022
60100 Transfer In from Fund 0100	600,000	0	600,000	0	600,000	600,000	0	0	0	0	600,000
Revenue Totals:	600,000	0	600,000	0	600,000	600,000	0	0	0	0	600,000

Expenditures	Budget	Actual+Commit	Available	Prop. Inc./Dec. for 17-18	Budget+Prop. Inc./Dec.	Avail.+Prop. Inc./Dec.	18-19	19-20	20-21	21-22	Total Budgeted up to 2022
CA Construction Admin	0	0	0	0	0	0	0	0	0	0	0
CCF City Construct Force	497,936	476,024	21,912	0	497,936	21,912	0	0	0	0	497,936
CON Construction	62,064	27,164	34,900	0	62,064	34,900	0	0	0	0	62,064
CTGY-CIP Contingency - CIP	0	0	0	0	0	0	0	0	0	0	0
EDA Eng/Design/Admin	40,000	115	39,885	0	40,000	39,885	0	0	0	0	40,000
Expenditure Totals:	600,000	503,302	96,698	0	600,000	96,698	0	0	0	0	600,000

Fund Balance Required	Budget+Prop. Inc./Dec.	Avail.+Prop. Inc./Dec.
Capital Grants - Streets CIP Projects-3160	0	-503,302



City of Modesto

Project #: 100951

PW - Install Flashing Beacons at Multiple Locations (100891)



City of Modesto: 2017-22 Capital Improvement Program

PW - Install Flashing Beacons at Multiple Locations (100891)

100951

Capital Un-sponsored

Cost Center: PW - Capital Projects-59999 **Category:** Traffic Circulation **Start Date:**
Hosting Fund: Capital Grants - Streets CIP Projects-3160 **Type Class:** Maintenance **End Date:**
Element Listing: Public Safety **Area:** System Wide **Status:** Active
Classification: Maintenance **Manager:** Murphy, Mark G **Const. Code:** New or Future

Proj Desc: Install flashing beacons with City crews
Proj Stat: Under construction, 70% complete

Revenues	Budget	Actuals+Commit	Available	Prop. Inc./Dec. for 17-18	Bud + Prop. Incr/Decr	Avail.+ Prop. Incr/Decr	18-19	19-20	20-21	21-22	Total Budgeted up to 2022
42159 Intergov - State - School Participation	5,000	5,000	0	0	5,000	0	0	0	0	0	5,000
61730 Transfer In from Fund 1730	370,000	237,409	132,591	0	370,000	132,591	0	0	0	0	370,000
Revenue Totals:	375,000	242,409	132,591	0	375,000	132,591	0	0	0	0	375,000

Expenditures	Budget	Actual+Commit	Available	Prop. Inc./Dec. for 17-18	Budget+Prop. Inc./Dec.	Avail.+Prop. Inc./Dec.	18-19	19-20	20-21	21-22	Total Budgeted up to 2022
CCF City Construct Force	365,000	303,868	61,132	0	365,000	61,132	0	0	0	0	365,000
CTGY-CIP Contingency - CIP	0	0	0	0	0	0	0	0	0	0	0
EDA Eng/Design/Admin	10,000	1,040	8,960	0	10,000	8,960	0	0	0	0	10,000
Expenditure Totals:	375,000	304,908	70,092	0	375,000	70,092	0	0	0	0	375,000

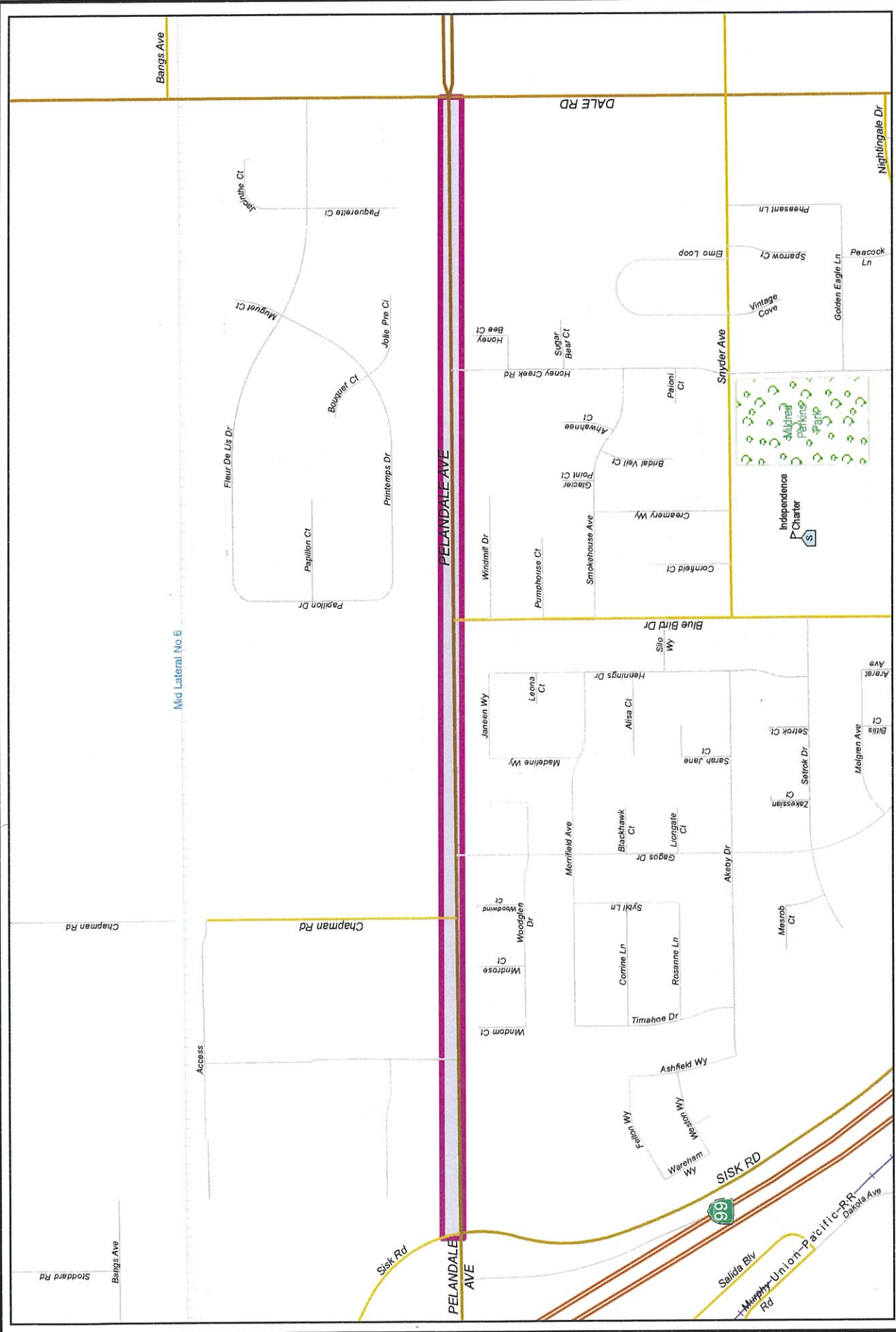
Fund Balance Required	Budget+Prop. Inc./Dec.	Available+Prop. Inc./Dec.
Capital Grants - Streets CIP Projects-3160	0	-62,499



City of Modesto

Project #: 100966

CED - Pelandale Ave. Pavement Rehabilitation from Sisk Road to Dale Road



CED - Pelandale Ave. Pavement Rehabilitation from Sisk Road to Dale Road **100966**

Capital Un-sponsored

Cost Center: CED - Capital Projects-14999 **Category:** Traffic Circulation **Start Date:** 2016
Hosting Fund: Capital Grants - Streets CIP Projects-3160 **Type Class:** Infrastructure Preservation **End Date:** 2020
Element Listing: Comm Dev **Area:** Within City **Status:** New
Classification: Maintenance **Manager:** Soares, Phillip A **Const. Code:** New or Future

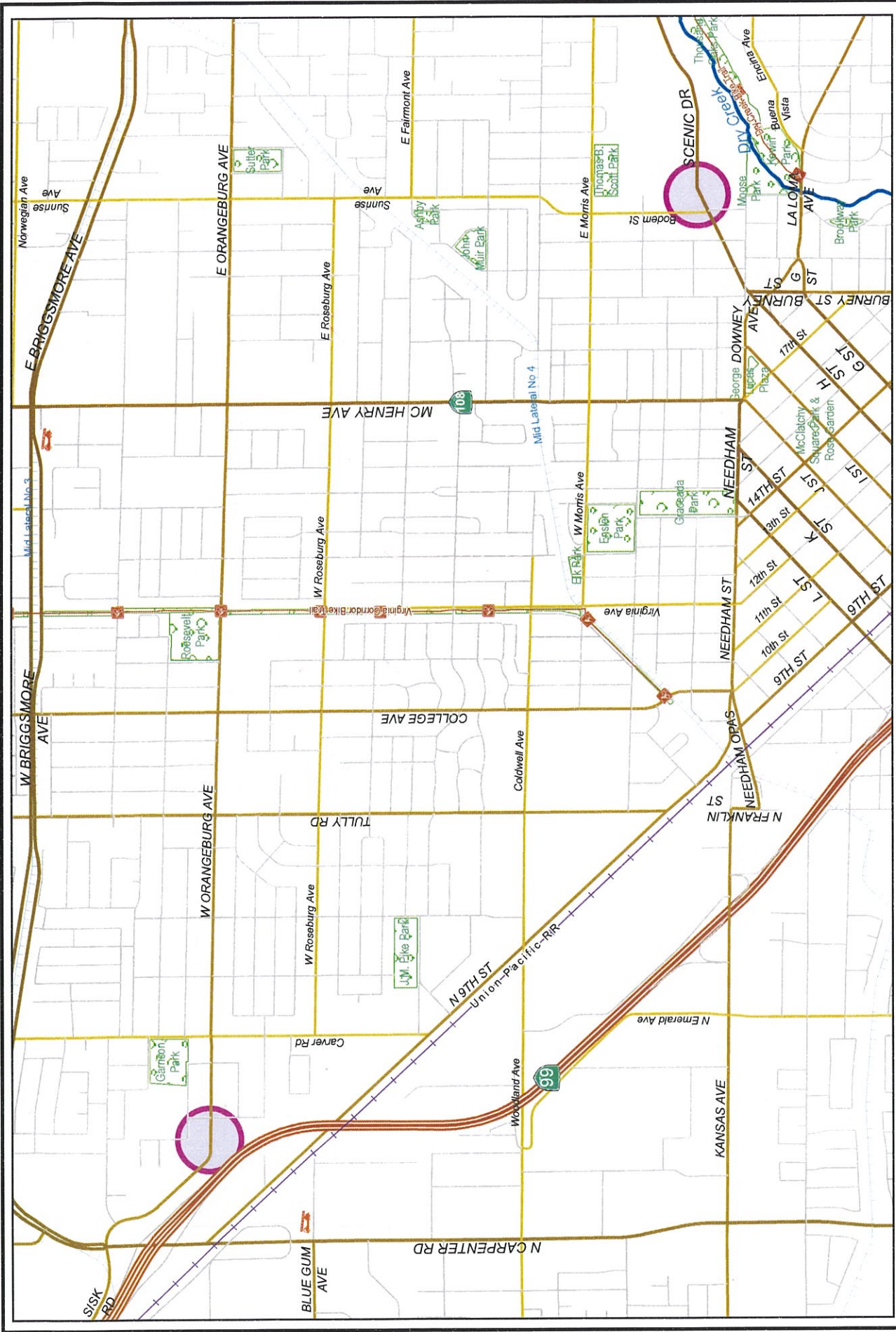
Proj Desc: CED - Pavement Rehabilitation of Pelandale Avenue from Sisk Road to Dale Road.

Proj Stat: Project is currently in design.

Revenues	Budget	Actuals+Commit	Available	Prop. Inc./Dec. for 17-18	Bud + Prop. Incr/Decr	Avail.+ Prop. Incr/Decr	18-19	19-20	20-21	21-22	Total Budgeted up to 2022
42110 Intergov - State - CA Department of Transportation	300,000	21,393	278,607	0	300,000	278,607	0	0	0	0	300,000
Revenue Totals:	300,000	21,393	278,607	0	300,000	278,607	0	0	0	0	300,000

Expenditures	Budget	Actual+Commit	Available	Prop. Inc./Dec. for 17-18	Budget+Prop. Inc./Dec.	Avail.+Prop. Inc./Dec.	18-19	19-20	20-21	21-22	Total Budgeted up to 2022
EDA Eng/Design/Admin	300,000	67,061	232,939	0	300,000	232,939	0	0	0	0	300,000
Expenditure Totals:	300,000	67,061	232,939	0	300,000	232,939	0	0	0	0	300,000

Fund Balance Required	Budget+Prop. Inc./Dec.	Available+Prop. Inc./Dec.
Capital Grants - Streets CIP Projects-3160	0	-45,667



City of Modesto

Project #: 100967

PW - HSP Cycle 6 - Install High Friction Surface Treatment



PW - HSIP Cycle 6 - Install High Friction Surface Treatment

100967

Capital Un-sponsored

Cost Center: PW - Capital Projects-59999 **Category:** Traffic Circulation **Start Date:**
Hosting Fund: Capital Grants - Streets CIP Projects-3160 **Type Class:** Traffic Control Devices **End Date:**
Element Listing: Public Safety **Area:** Within City **Status:** Active
Classification: Improvements **Manager:** Murphy, Mark G **Const. Code:** New or Future

Proj Desc: Increase pavement friction on Scenic, east of Boden and Orangeburg, west of Martin

Proj Stat: Under design, 50% complete

Revenues	Budget	Actuals+Commit	Available	Prop. Inc./Dec. for 17-18	Bud + Prop. Incr/Decr	Avail. + Prop. Incr/Decr	18-19	19-20	20-21	21-22	Total Budgeted up to 2022
42110 Intergov - State - CA Department of Transportation	45,000	3,712	41,288	0	45,000	41,288	0	0	0	0	45,000
61700 Transfer in from Fund 1700	5,000	0	5,000	0	5,000	5,000	0	0	0	0	5,000
Revenue Totals:	50,000	3,712	46,288	0	50,000	46,288	0	0	0	0	50,000

Expenditures	Budget	Actual+Commit	Available	Prop. Inc./Dec. for 17-18	Budget+Prop. Inc./Dec.	Avail. + Prop. Inc./Dec.	18-19	19-20	20-21	21-22	Total Budgeted up to 2022
EDA Eng/Design/Admin	50,000	7,838	42,162	0	50,000	42,162	0	0	0	0	50,000
Expenditure Totals:	50,000	7,838	42,162	0	50,000	42,162	0	0	0	0	50,000

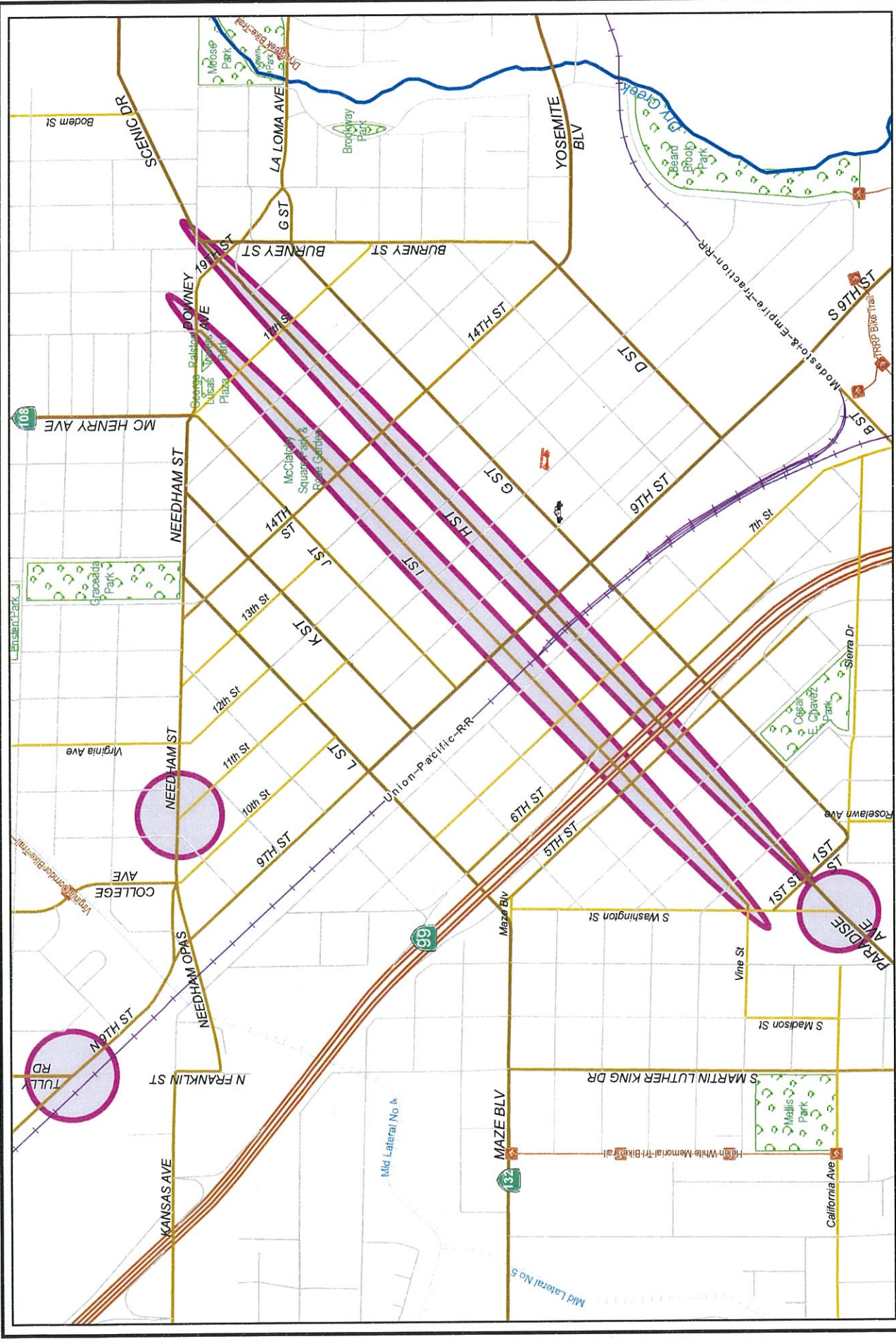
Fund Balance Required	Budget+Prop. Inc./Dec.	Available+Prop. Inc./Dec.
Capital Grants - Streets CIP Projects-3160	0	-4,126



City of Modesto

Project #: 100968

PW - Upgrade Traffic Signals 2017



PW - Upgrade Traffic Signals 2017

100968

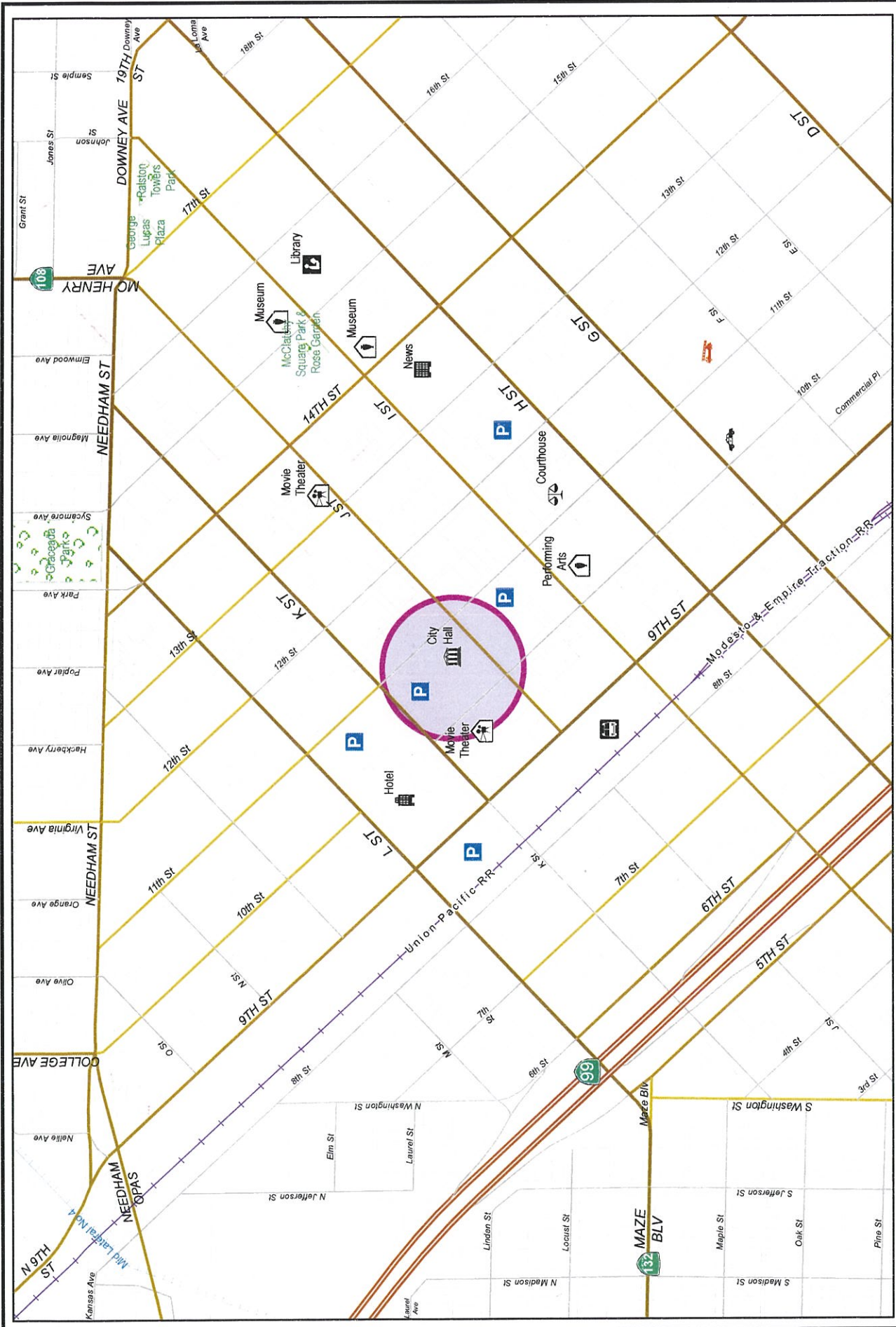
Capital Un-sponsored

Cost Center: PW - Capital Projects-59999 **Category:** Traffic Circulation **Start Date:**
Hosting Fund: Capital Grants - Streets CIP Projects-3160 **Type Class:** Traffic Control Devices **End Date:**
Element Listing: Public Safety **Area:** Within City **Status:** New
Classification: Improvements **Manager:** Murphy, Mark G **Const. Code:** New or Future
Proj Desc: Upgrade traffic signals at: Tully Rd/9th St, 11th St/Needham, I St/H St, and Paradise Rd/H St.
Proj Stat: Under design

Revenues	Budget	Actuals+Commit	Available	Prop. Inc./Dec. for 17-18	Bud + Prop. Incr/Decr	Avail.+ Prop. Incr/Decr	18-19	19-20	20-21	21-22	Total Budgeted up to 2022
42110 Intergov - State - CA Department of Transportation	114,675	3,598	111,077	0	114,675	111,077	0	0	0	0	114,675
Revenue Totals:	114,675	3,598	111,077	0	114,675	111,077	0	0	0	0	114,675

Expenditures	Budget	Actual+Commit	Available	Prop. Inc./Dec. for 17-18	Budget+Prop. Inc./Dec.	Avail.+ Prop. Inc./Dec.	18-19	19-20	20-21	21-22	Total Budgeted up to 2022
EDA Eng/Design/Admin	114,675	5,448	109,227	0	114,675	109,227	0	0	0	0	114,675
Expenditure Totals:	114,675	5,448	109,227	0	114,675	109,227	0	0	0	0	114,675

Fund Balance Required	Budget+Prop. Inc./Dec.	Available+Prop. Inc./Dec.
Capital Grants - Streets CIP Projects-3160	0	-1,850



City of Modesto

Project #: 100970

PW - Upgrade ATMS Software and Communications



PW - Upgrade ATMS Software and Communications

100970

Capital Un-sponsored

Cost Center: PW - Capital Projects-59999 **Category:** Traffic Circulation **Start Date:**
Hosting Fund: Capital Grants - Streets CIP Projects-3160 **Type Class:** Traffic Control Devices **End Date:**
Element Listing: Public Safety **Area:** Within City **Status:** New
Classification: Improvements **Manager:** Murphy, Mark G **Const. Code:** New or Future

Proj Desc: Upgrade traffic signal controllers software and hardware to 2070s, upgrade ATMS central software

Proj Stat: New

Revenues	Budget	Actuals+Commit	Available	Prop. Inc./Dec. for 17-18	Bud + Prop. Incr/Decr	Avail. + Prop. Incr/Decr	18-19	19-20	20-21	21-22	Total Budgeted up to 2022
42110 Intergov - State - CA Department of Transportation	140,002	3,596	136,406	0	140,002	136,406	0	0	0	0	140,002
Revenue Totals:	140,002	3,596	136,406	0	140,002	136,406	0	0	0	0	140,002

Expenditures	Budget	Actual+Commit	Available	Prop. Inc./Dec. for 17-18	Budget+Prop. Inc./Dec.	Avail. +Prop. Inc./Dec.	18-19	19-20	20-21	21-22	Total Budgeted up to 2022
EDA Eng/Design/Admin	140,002	5,397	134,605	0	140,002	134,605	0	0	0	0	140,002
Expenditure Totals:	140,002	5,397	134,605	0	140,002	134,605	0	0	0	0	140,002

Fund Balance Required	Budget+Prop. Inc./Dec.	Available+Prop. Inc./Dec.
Capital Grants - Streets CIP Projects-3160	0	-1,801

TRANSIT

SYSTEM OVERVIEW

The City transit system provides a variety of services, including fixed-route, commuter and demand response transportation. The transit system also provides connections to the Stanislaus Regional Transit (StaRT), Amtrak, Greyhound buses and taxicabs.

MAX

The City operates fixed-route public transit under the name Modesto Area Express (MAX). Scheduled service is provided between approximately 5:45 a.m. and 8:30 p.m. on weekdays, between 7:15 a.m. and 7:00 p.m. on Saturdays, and between 8:45 a.m. and 6:00 p.m. on Sundays. MAX also operates round trips daily to the Dublin BART station and to the Lathrop ACE train station.

The City currently operates 46 buses during peak periods while maintaining a fleet of 59 buses. Each year, MAX carries approximately 3.1 million passengers, travels 1.85 million miles and operates about 152,000 vehicle service hours.

The City owns the MAX buses and stores and maintains them at the City's bus facility. A private contractor provides bus drivers, dispatchers, supervisors, customer service and management.

Capital needs for the bus system are met through a combination of sources, including the Federal Transit Administration (FTA), the CA Transportation Development Act (TDA) which includes Local Transportation Fund (LTF) and State Transit Assistance (STA), other California transit funds and passenger fares.

Dial-A-Ride

The City also operates a demand response system known as Modesto Area Dial-A-Ride (DAR). DAR operates every day of the year. On weekdays, it operates from 4:45 a.m. to 11:00 p.m., Saturdays from 8:00 a.m. to 7:00 p.m., and on Sundays from 8:00 a.m. to 6:00 p.m.



Modesto Area Express (MAX) Downtown Station

Dial-A-Ride service is restricted primarily to persons with disabilities during the daytime, but is open to the general public on weekday evenings and all day on Sundays. Approximately 120,000 passengers per year take advantage of this transport system. Funding sources are the same as MAX transit.

Modesto Transportation Center

The Transportation Center, located in downtown Modesto, occupies the property between I Street, K Street, 9th Street, and the Union Pacific Railroad (UPRR) tracks. The Center functions as the downtown transfer terminal for the MAX system. The facility also serves Stanislaus Regional Transit, Modesto Area Dial-A-Ride, Greyhound buses and taxicabs.



Amtrak

The Modesto Amtrak Station is located at East Briggsmore and Held Drive. The facility serves Amtrak San Joaquin trains and MAX buses. About 100,000 passengers get on or off Amtrak trains at this station each year.

MAJOR ACCOMPLISHMENTS IN FY6/17

- Staff began work on a facilities improvement plan for the Transportation Center and Amtrak station
- Held the Family Cycling Festival in May
- A replacement motor coach was purchased and placed into service for the BART and ACE Commuter routes

HIGHLIGHTS FOR FY17/18

- A replacement motor coach is anticipated to be purchased for use on the BART and ACE Commuter Express routes
- Install fareboxes to replace aging units in existing buses and to match the new model fareboxes installed in newly purchased buses
The new units will enable the City to offer customers more convenient ways to pay their fares and provide better revenue monitoring tools than the older units they will replace
- Update the automated vehicle location system with new software that will allow ADA compliant automated bus stop announcements to be made and real time bus arrival times to be made available to customers
- Upgrade bus stops with passenger shelters
- Electric buses are expected to be purchased along with the charging infrastructure
- Expand the Amtrak parking lot
- Improve the Bus Maintenance Facility with several different upgrade projects

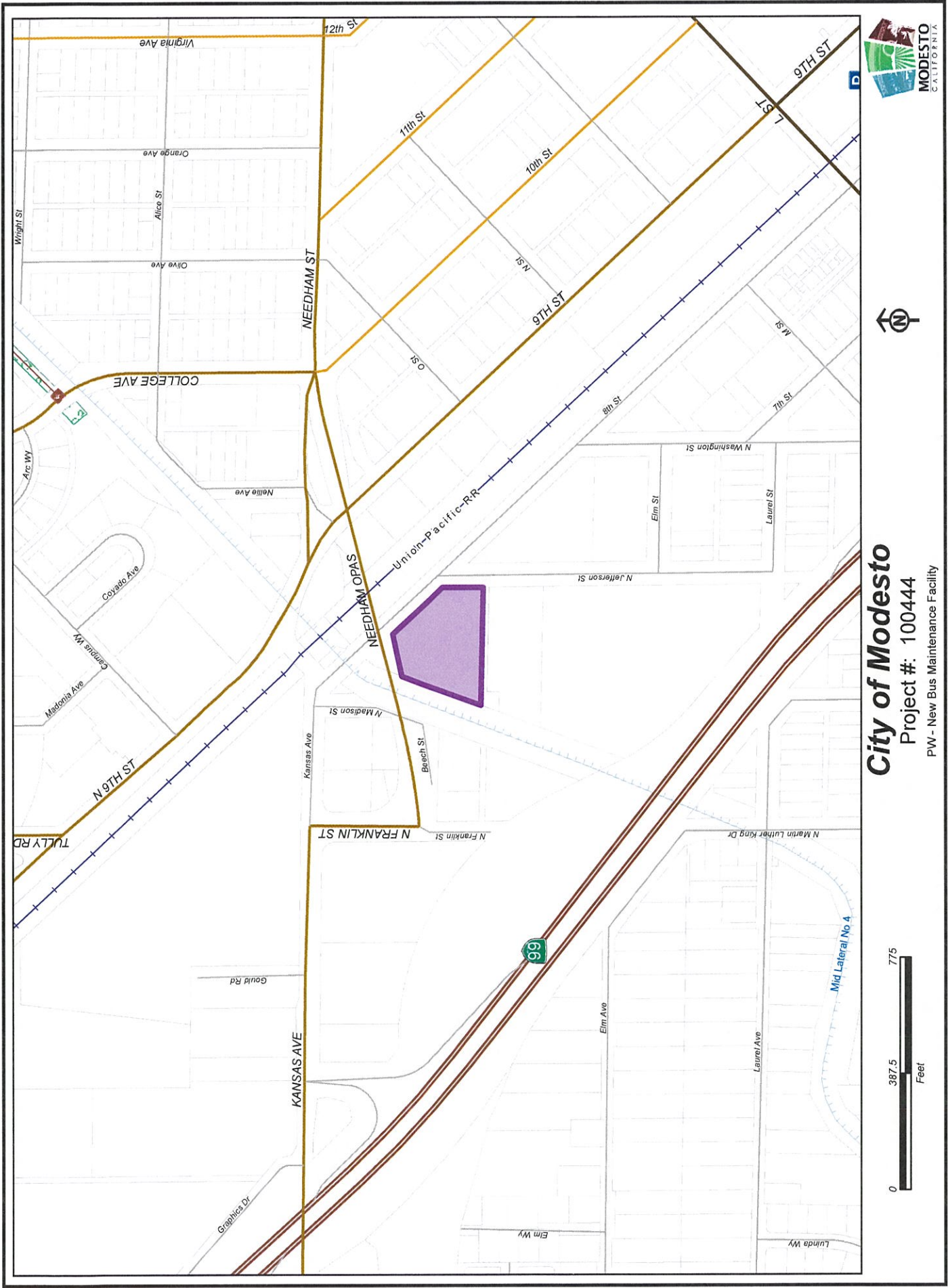
THIS PAGE LEFT BLANK
INTENTIONALLY



City of Modesto

Project #: 100444

PW - New Bus Maintenance Facility



City of Modesto: 2017-22 Capital Improvement Program

PW - New Bus Maintenance Facility

100444

Capital Un-sponsored

Cost Center: 59999 **Category:** Transit **Start Date:**
Hosting Fund: Bus Fixed Route Fund-4510 **Type Class:** Transit **End Date:**
Element Listing: Comm Svcs & Fac **Area:** Within City **Status:** Active
Classification: Replacement **Manager:** Cavanah, Frederick D **Const. Code:** Under Construction

Proj Desc: This project is for the construction of a new bus Maintenance Facility to replace the old facility that was built originally as a creamery in 1917. The facility will consist of fuel and wash structures, a maintenance/administration/operations building and parking for up to 70 buses. Funding has been made available from the Federal Transit Administration (FTA) under a variety of grant programs to cover 80% of the project's cost.

Proj Stat: Project completed, pending closure

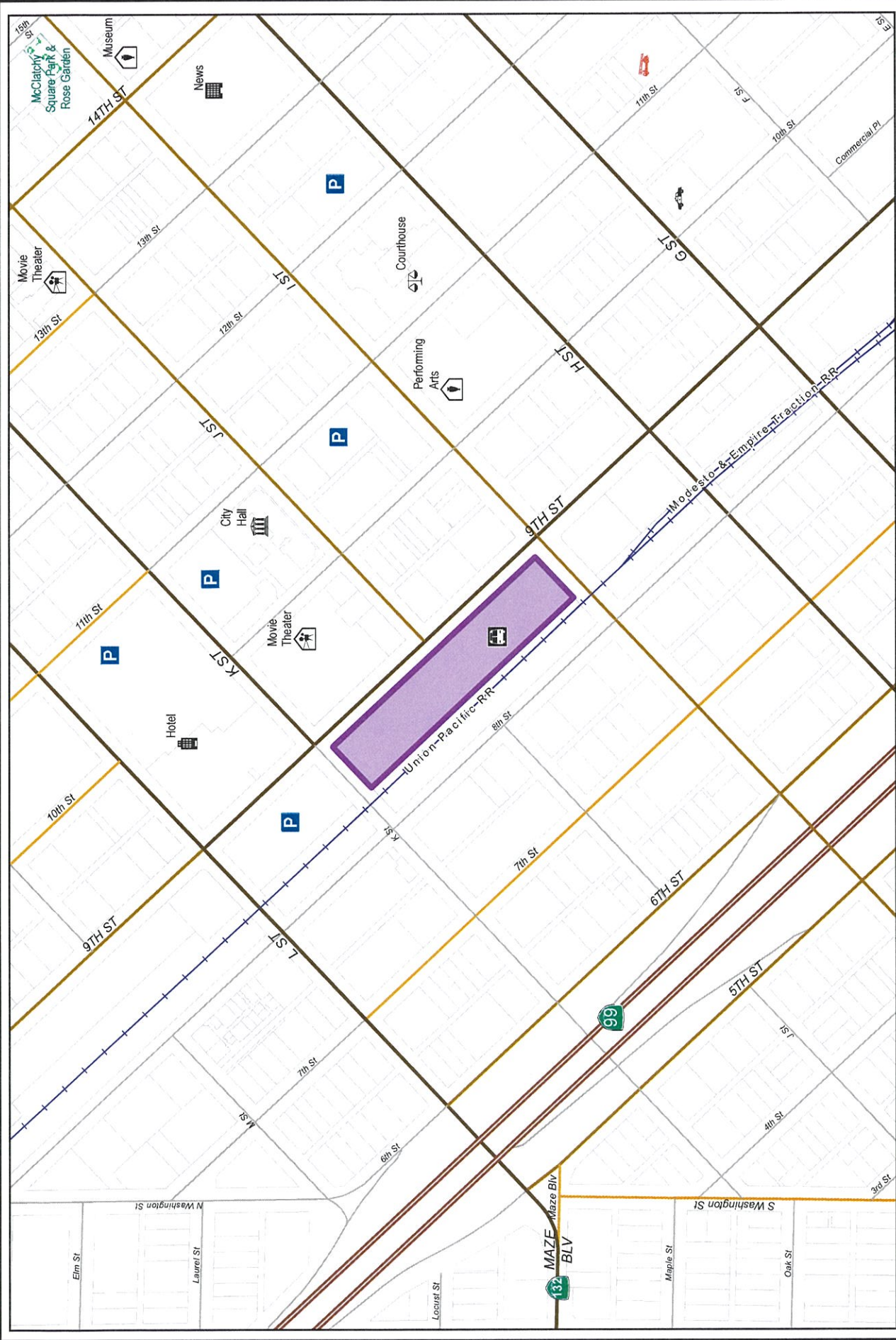
Revenues	Budget	Actuals+Commit	Available	Prop. Inc./Dec. for 17-18	Bud + Prop. Incr/Decr	Avail.+ Prop. Incr/Decr	18-19	19-20	20-21	21-22	Total Budgeted up to 2022
42013 Intergov - Federal - Federal Transit Administration	16,565,700	13,045,992	3,519,708	0	16,565,700	3,519,708	0	0	0	0	16,565,700
42014 Intergov - Federal - Federal Transit Administration - Capital-related	0	53,559	-53,559	0	0	-53,559	0	0	0	0	0
42107 Intergov - State - LTF - Current Year	917,255	11,115	906,140	0	917,255	906,140	0	0	0	0	917,255
42108 Intergov - State - LTF - Prior Years (Carryover)	1,864,486	1,405,848	458,638	0	1,864,486	458,638	0	0	0	0	1,864,486
42116 Intergov - State - LTF - Capital-related	0	4,566	-4,566	0	0	-4,566	0	0	0	0	0
42125 Intergov - State - LTF - Prior Year Carryover - Capital Related	0	12,250	-12,250	0	0	-12,250	0	0	0	0	0
42188 Intergov - State - Prop 1B PY Carryover - Capital Related	0	-4,566	4,566	0	0	4,566	0	0	0	0	0
42193 Intergov - State - Prop 1B - PTMISEA	0	2,005,958	-2,005,958	0	0	-2,005,958	0	0	0	0	0
42194 Intergov - State - Prop 1B PY Transit	0	548,045	-548,045	0	0	-548,045	0	0	0	0	0
47020 Refunds, Damages, and Cost Recovery	0	1,045	-1,045	0	0	-1,045	0	0	0	0	0
48010 Interest Revenue on Bank Accounts	0	0	0	0	0	0	0	0	0	0	0
48012 Change in Fair Market Value	0	0	0	0	0	0	0	0	0	0	0
63420 Transfer in from Fund 3420	51,230	51,230	0	0	51,230	0	0	0	0	0	51,230
65400 Transfer in from Fund 5400	275,279	275,278	1	0	275,279	1	0	0	0	0	275,279
Revenue Totals:	19,673,950	17,410,319	2,263,631	0	19,673,950	2,263,631	0	0	0	0	19,673,950

Expenditures	Budget	Actual+Commit	Available	Prop. Inc./Dec. for 17-18	Budget+Prop. Inc./Dec.	Avail.+Prop. Inc./Dec.	18-19	19-20	20-21	21-22	Total Budgeted up to 2022
CA Construction Admin	1,582,733	1,439,684	143,049	0	1,582,733	143,049	0	0	0	0	1,582,733
CCF City Construct Force	111,702	76,761	34,941	0	111,702	34,941	0	0	0	0	111,702
CON Construction	11,083,851	11,082,538	1,313	0	11,083,851	1,313	0	0	0	0	11,083,851

CTGY Contingency - CIP	1,078,400	410,391	668,009	0	1,078,400	668,009	0	0	0	0	1,078,400
EA Equip Acquisition	500,000	534,372	-34,372	0	500,000	-34,372	0	0	0	0	500,000
EDA Eng/Design/Admin	1,779,530	1,841,884	-62,354	0	1,779,530	-62,354	0	0	0	0	1,779,530
F-CTGY Finance Contingency	1,170,000	0	1,170,000	0	1,170,000	1,170,000	0	0	0	0	1,170,000
LA Land Acquisition	300	174	126	0	300	126	0	0	0	0	300
OC Other Cost - CIP	19,650	19,650	0	0	19,650	0	0	0	0	0	19,650
Expenditure Totals:	17,326,166	15,405,453	1,920,713	0	17,326,166	1,920,713	0	0	0	0	17,326,166

Fund Balance Required	Budget+Prop. Inc./Dec.	Available+Prop. Inc./Dec.
Bus Fixed Route Fund-4510	-2,347,784	-342,918


THIS PAGE LEFT BLANK
INTENTIONALLY



City of Modesto

Project #: 100449

PW - Bus Repowering and Rehabilitation



PW - Bus Repowering and Rehabilitation

100449

Capital Un-sponsored

Cost Center: 59999 **Category:** Transit **Start Date:** 2008
Hosting Fund: Bus Fixed Route Fund-4510 **Type Class:** Transit **End Date:** 2017
Element Listing: Comm Svcs & Fac **Area:** System Wide **Status:** Active
Classification: Replace **Manager:** Barth, Adam M **Const. Code:** Not Awarded

Proj Desc: The scope of this project has been changed from the purchase of six (6) new buses to: 1) the replacement of all radios in the existing transit fleet. Replacement of existing radios with new narrow-band radios is required by the FCC. (2) The repowering of fourteen (14) 2003 model year transit buses. Repowering of the 2003 buses with new diesel engines is considered to be the most cost-effective manner in which to resolve the engine problems that have plagued the 2003 buses and significantly reduced their reliability. (3) The refurbishment of thirteen (13) 1998 model year transit buses. Refurbishing the 1998 buses is a cost effective way to extend their useful life beyond the standard 12-year lifespan and provide a like-new feel and appearance for customers. Staff has determined that with the limited amount of funding available for such purposes, the most cost-effective way to ensure that buses are consistently available to operate in service, minimize breakdowns during operation and reduce maintenance expenses, is to repower the 2003 buses.

Since this project was initiated, the 1998 buses were replaced. The funds budgeted to refurbish them will be used to refurbish the 2003 buses instead. This is cost effective since they now have new engines. Fourteen (14) transit buses will receive updated exterior paint to match the current paint scheme, body and understructure inspection, engine confinement of fumes and excess noise, updated driver compartments, new passenger seat inserts, update the AVL and farebox technology, lighting, updates and mechanical updates.

Proj Stat: Radio replacements, bus repowering complete. Refurbishment is underway. Estimated time for completion is late 2017.

Revenues	Budget	Actuals+Commit	Available	Prop. Inc./Dec. for 17-18	Bud + Prop. Incr/Decr	Avail.+ Prop. Incr/Decr	18-19	19-20	20-21	21-22	Total Budgeted up to 2022
42013 Intergov - Federal - Federal Transit Administration	2,462,957	1,186,457	1,276,500	0	2,462,957	1,276,500	0	0	0	0	2,462,957
42107 Intergov - State - LTF - Current Year	0	0	0	20,000	20,000	20,000	0	0	0	0	20,000
42108 Intergov - State - LTF - Prior Years (Carryover)	378,722	440	378,282	0	378,722	378,282	0	0	0	0	378,722
42188 Intergov - State - Prop 1B PY Carryover - Capital Related	0	24,137	-24,137	0	0	-24,137	0	0	0	0	0
42193 Intergov - State - Prop 1B - PTMISEA	1,112,039	908	1,111,131	24,137	1,136,176	1,135,268	0	0	0	0	1,136,176
42194 Intergov - State - Prop 1B PY Transit	294,526	294,526	0	0	294,526	0	0	0	0	0	294,526
Revenue Totals:	4,248,244	1,506,468	2,741,776	44,137	4,292,381	2,785,913	0	0	0	0	4,292,381

Expenditures	Budget	Actual+Commit	Available	Prop. Inc./Dec. for 17-18	Budget+Prop. Incr/Dec.	Avail.+Prop. Incr/Dec.	18-19	19-20	20-21	21-22	Total Budgeted up to 2022
EA Equip Acquisition	3,953,718	1,513,031	2,440,687	338,663	4,292,381	2,779,350	0	0	0	0	4,292,381
Expenditure Totals:	3,953,718	1,513,031	2,440,687	338,663	4,292,381	2,779,350	0	0	0	0	4,292,381

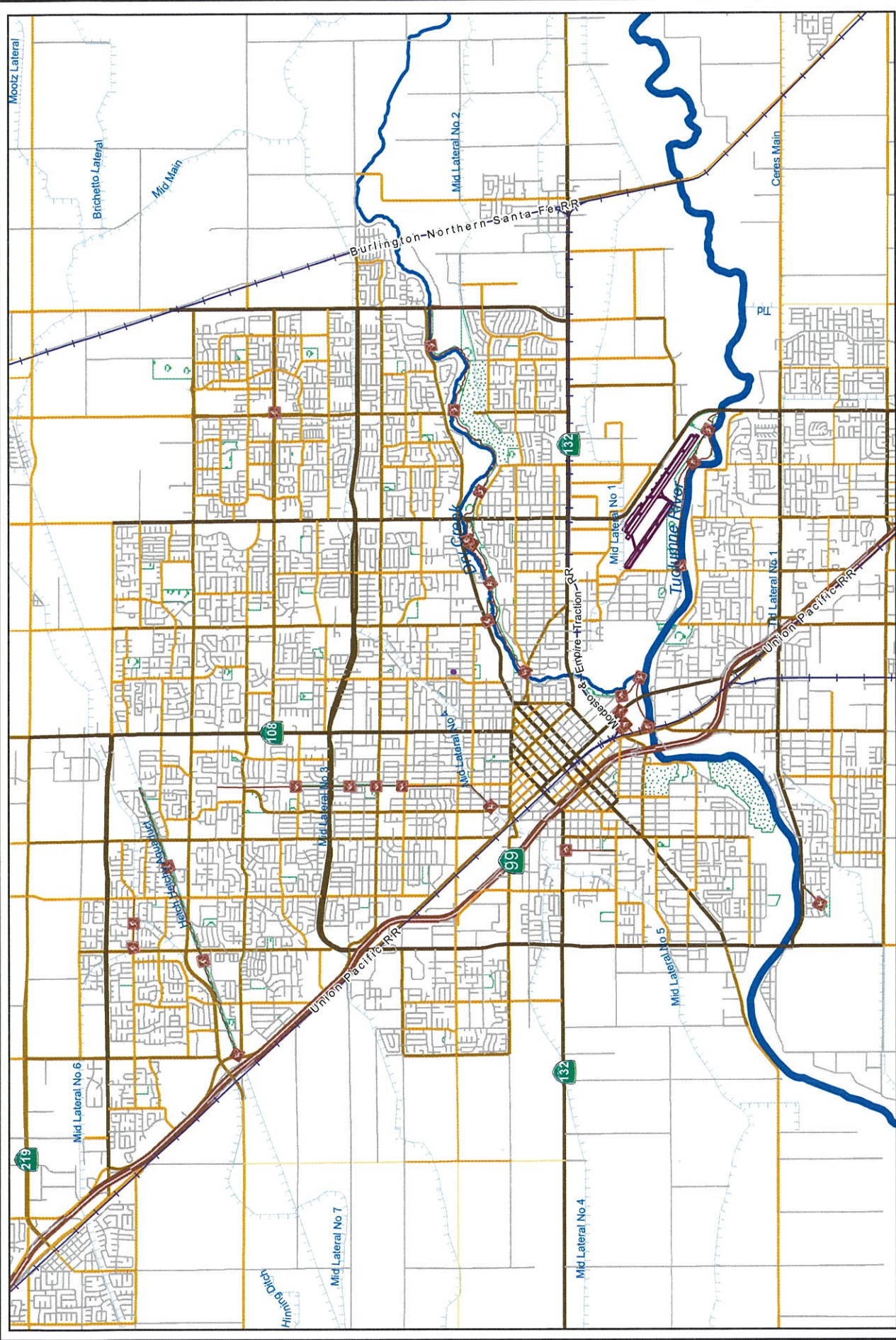
Fund Balance Required	Budget+Prop. Inc./Dec.	Available+Prop. Inc./Dec.
Bus Fixed Route Fund-4510	0	-6,563



City of Modesto

Project #: 100694

PW - Transit Facility Improvements



PW - Transit Facility Improvements

100694

Capital Un-sponsored

Cost Center: 59999 **Category:** Transit **Start Date:** 2017
Hosting Fund: Bus Fixed Route Fund-4510 **Type Class:** Transit **End Date:**
Element Listing: Comm Svcs & Fac **Area:** Within City **Status:** New
Classification: Improv **Manager:** Barth, Adam M **Const. Code:**

Proj Desc: This project would refurbish the downtown Transportation Center and expand the offices of the Modesto Area Express (MAX) operations contractor. Since opening in 1994, the facility has served over 3 million buses and 15 million transferring passengers during a period when MAX ridership doubled from 1.8 million to 3.6 million passengers per year. The project would refurbish the center to a "like new" condition and improve security, durability, efficiency and passenger comfort where possible. The contractor's office needs to be expanded to enlarge the customer service and supervisor office to accommodate the new positions that have been added over the years.

Proj Stat:

Revenues	Budget	Actuals+Commit	Available	Prop. Inc./Dec. for 17-18	Bud + Prop. Incr/Decr	Avail.+ Prop. Incr/Decr	18-19	19-20	20-21	21-22	Total Budgeted up to 2022
42013 Intergov - Federal - Federal Transit Administration	0	0	0	0	0	0	0	0	0	0	0
42108 Intergov - State - LTF - Prior Years (Carryover)	0	0	0	0	0	0	0	0	0	0	0
42116 Intergov - State - LTF - Capital-related	0	0	0	47,600	47,600	47,600	0	0	0	0	47,600
42194 Intergov - State - Prop 1B PY Transit	0	0	0	0	0	0	0	0	0	0	0
64540 Transfer In from Fund 4540	150,000	0	150,000	0	150,000	150,000	0	0	0	0	150,000
Revenue Totals:	150,000	0	150,000	47,600	197,600	197,600	0	0	0	0	197,600

Expenditures	Budget	Actual+Commit	Available	Prop. Inc./Dec. for 17-18	Budget+Prop. Inc./Dec.	Avail.+ Prop. Inc./Dec.	18-19	19-20	20-21	21-22	Total Budgeted up to 2022
CCF City Construct Force	150,000	0	150,000	0	150,000	150,000	0	0	0	0	150,000
EDA Eng/Design/Admin	0	0	0	47,600	47,600	47,600	0	0	0	0	47,600
Expenditure Totals:	150,000	0	150,000	47,600	197,600	197,600	0	0	0	0	197,600

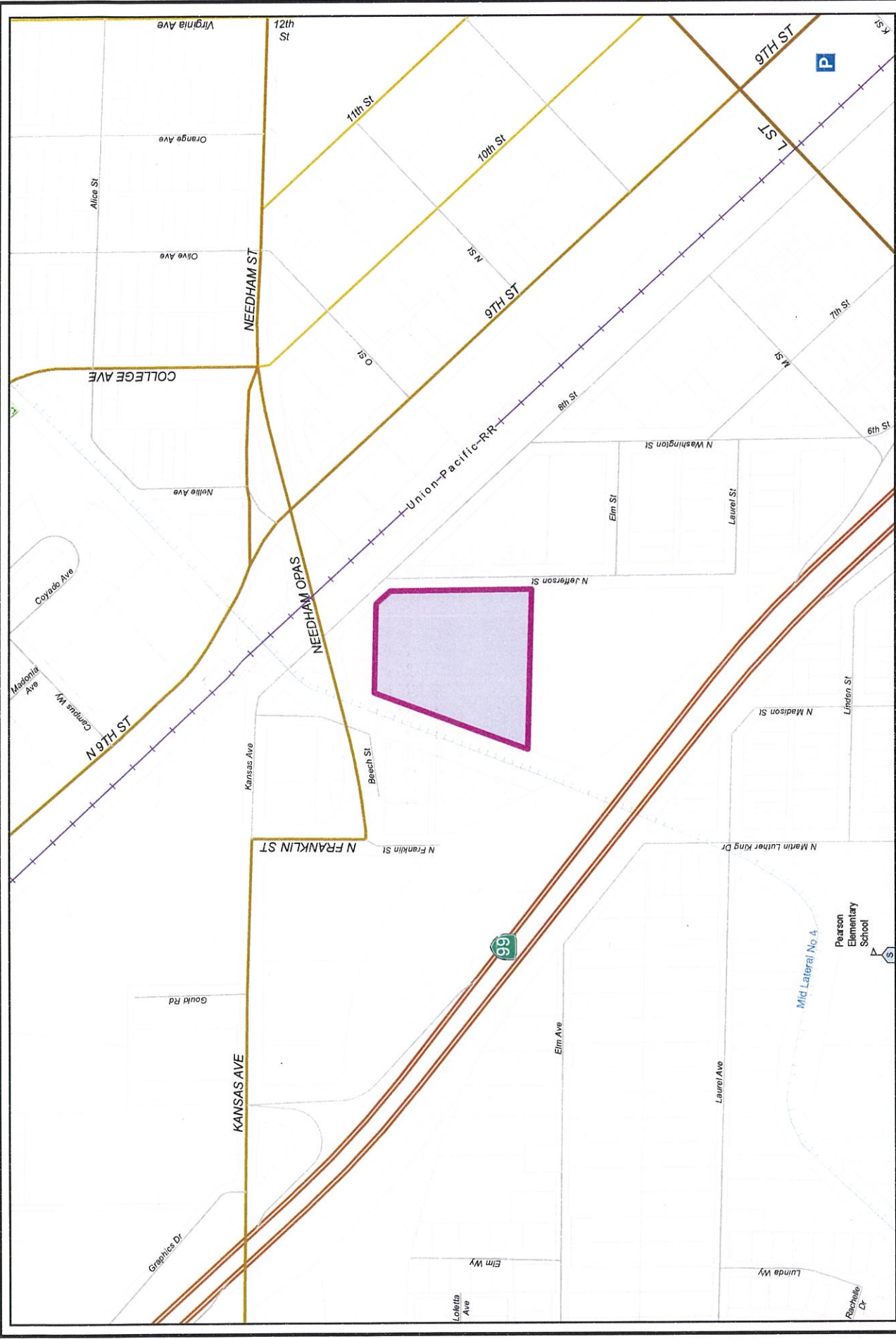
Fund Balance Required
 Bus Fixed Route Fund-4510 Budget+Prop. Inc./Dec. Available+Prop. Inc./Dec. 0 0



City of Modesto

Project #: 100964

PW - Bus Maintenance Facility Improvements



PW - Bus Maintenance Facility Improvements

100964

Capital Un-sponsored

Cost Center: PW - Capital Projects-59999
 Hosting Fund: Bus Fixed Route Fund-4510
 Element Listing: Comm Svcs & Fac
 Classification: Improvements

Category: Transit
 Type Class: Transit
 Area: Within City
 Manager: Barth, Adam M

Start Date: 2017
 End Date:
 Status: Active
 Const. Code: Under Construction

Proj Desc: Improvements to the Bus Maintenance Facility will include the installation of a shade structure off of the west of the building to keep the direct sun of of bay doors which will lower energy requirements to cool down the building. Purchasing a boom lift to make building maintenance safer and easier, and a floor machine to make maintenance quicker. These improvements will extend the life of the facility and will make workers job safer and more efficient.

Proj Stat:

Revenues	Budget	Actuals+Commit	Available	Prop. Inc./Dec. for 17-18	Bud + Prop. Incr/Decr	Avail.+ Prop. Incr/Decr	18-19	19-20	20-21	21-22	Total Budgeted up to 2022
42013 Intergov - Federal - Federal Transit Administration	2,416,390	87	2,416,303	0	2,416,390	2,416,303	0	0	0	0	2,416,390
64530 Transfer In from Fund 4530	24,935	24,935	0	0	24,935	0	0	0	0	0	24,935
Revenue Totals:	2,441,325	25,022	2,416,303	0	2,441,325	2,416,303	0	0	0	0	2,441,325

Expenditures	Budget	Actual+Commit	Available	Prop. Inc./Dec. for 17-18	Budget+Prop. Incr/Decr	Avail.+Prop. Incr/Decr	18-19	19-20	20-21	21-22	Total Budgeted up to 2022
03 CON Construction	0	0	0	0	0	0	0	0	0	0	0
EA Equip Acquisition	1,916,325	228,837	1,687,488	0	1,916,325	1,687,488	0	0	0	0	1,916,325
EDA Eng/Design/Admin	45,000	40,030	4,970	0	45,000	4,970	0	0	0	0	45,000
OC Other Cost - C/P	480,000	0	480,000	0	480,000	480,000	0	0	0	0	480,000
Expenditure Totals:	2,441,325	268,867	2,172,458	0	2,441,325	2,172,458	0	0	0	0	2,441,325

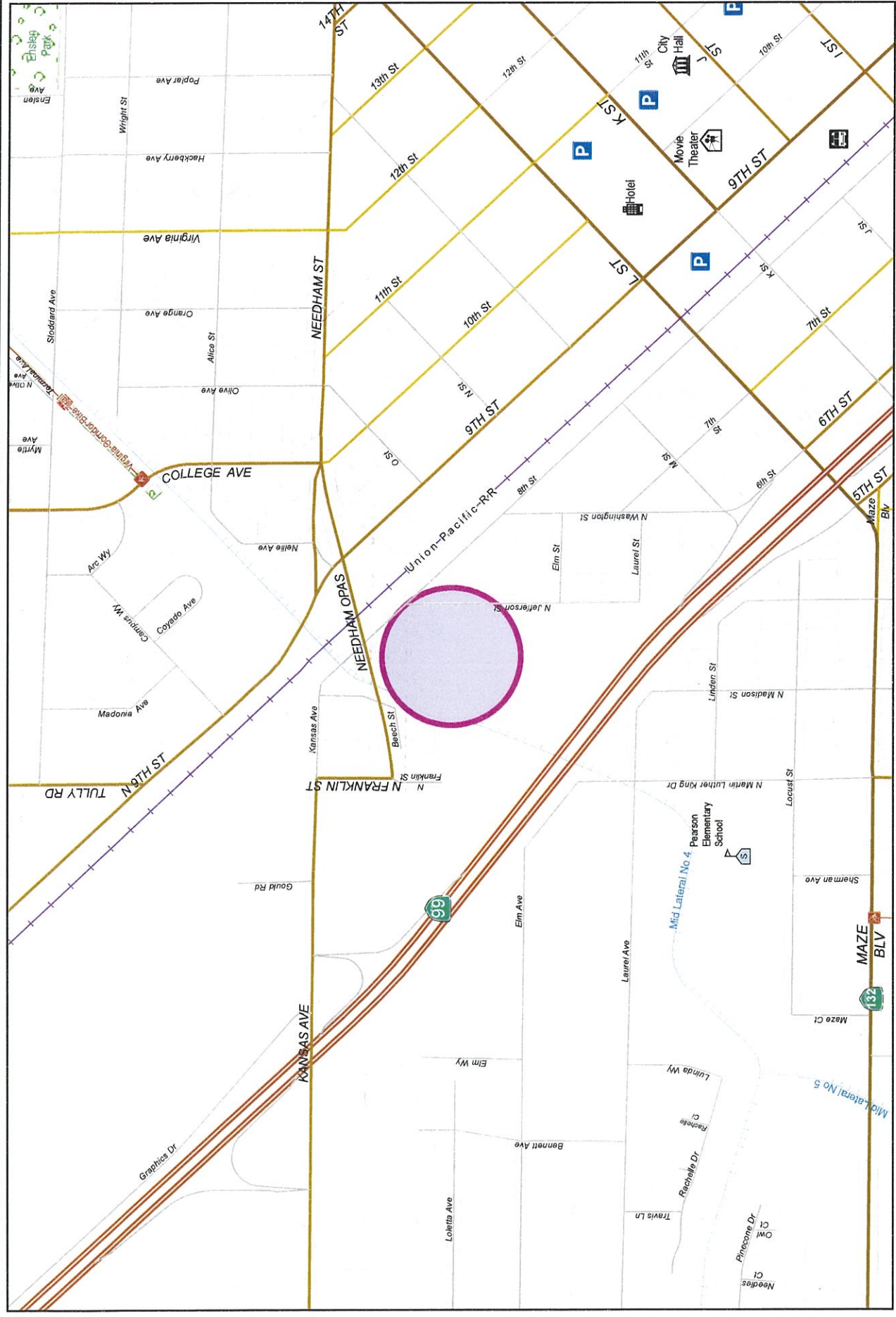
Fund Balance Required	Budget+Prop. Inc./Dec.	Avail.+Prop. Inc./Dec.
Bus Fixed Route Fund-4510	0	-243,845



City of Modesto

Project #: 100982

MAX-ITS equipment purchase



PW - MAX-ITS equipment purchase

100982

Capital Un-sponsored

Cost Center: 59999 **Category:** Transit **Start Date:** 2017
Hosting Fund: Bus Fixed Route Fund-4510 **Type Class:** Transit **End Date:** 2019
Element Listing: Comm Svcs & Fac **Area:** Within City **Status:** New
Classification: Improv **Manager:** Barth, Adam M **Const. Code:** New or Future

Proj Desc: Purchase and Installation of Intelligent Transportation System (ITS) equipment for the entire fleet of MAX buses. This ITS equipment would enable the fleet of buses to transmit location information to be displayed to the public. This project will be funded with PROP 1B funds awarded to transfi under the PTMISEA account.

Proj Stat:

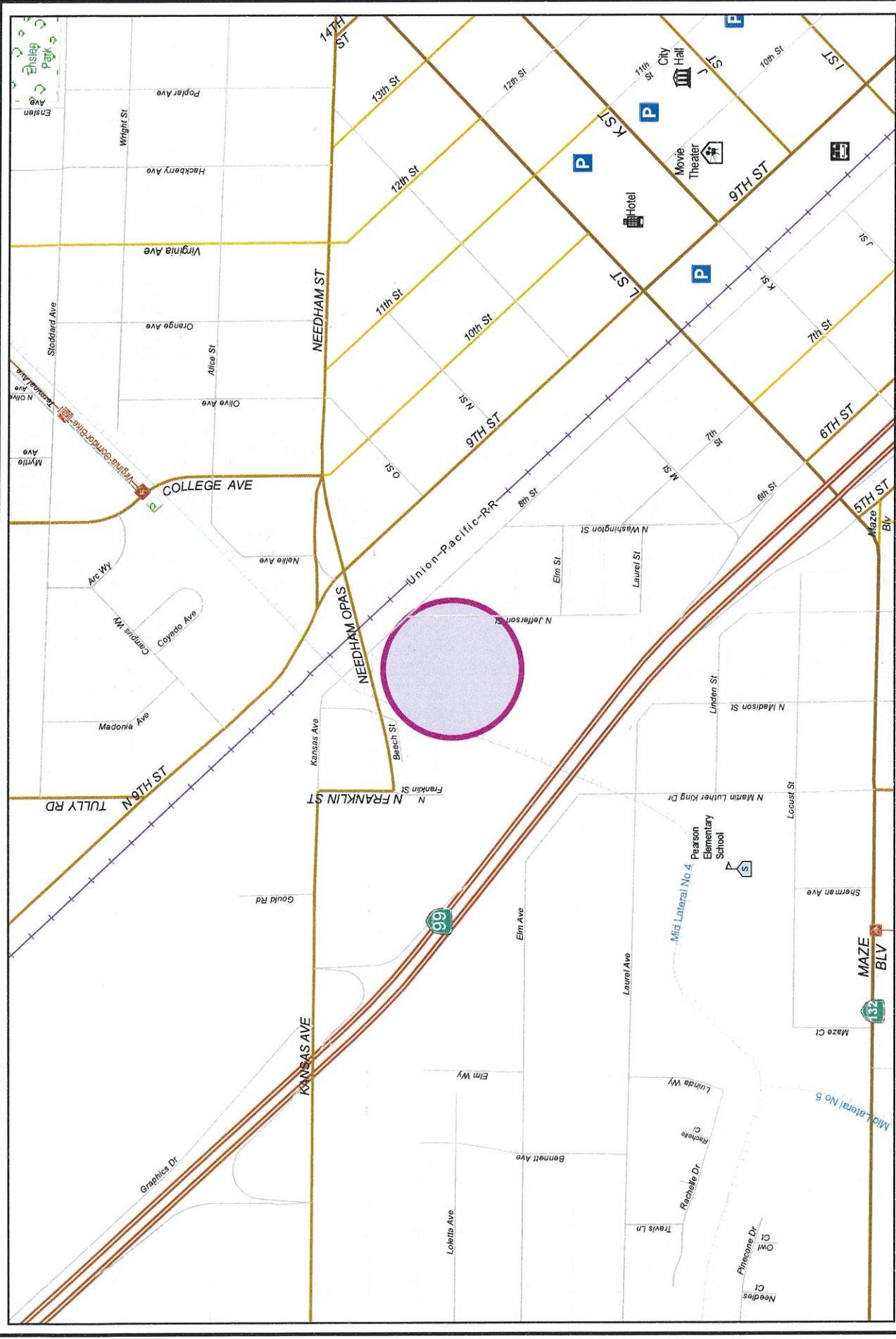
Revenues	Budget	Actuals+Commit	Available	Prop. Inc./Dec. for 17-18	Bud + Prop. Incr/Decr	Avail.+ Prop. Incr/Decr	18-19	19-20	20-21	21-22	Total Budgeted up to 2022
42117 Intergov - State - Prop 1B - Capital-related	743,000	0	743,000	0	743,000	743,000	0	0	0	0	743,000
Revenue Totals:	743,000	0	743,000	0	743,000	743,000	0	0	0	0	743,000

Expenditures	Budget	Actual+Commit	Available	Prop. Inc./Dec. for 17-18	Budget+Prop. Inc./Dec.	Avail.+Prop. Inc./Dec.	18-19	19-20	20-21	21-22	Total Budgeted up to 2022
EA Equipment Acquisitio	543,000	0	543,000	0	543,000	543,000	0	0	0	0	543,000
OC Other Cost - CIP	200,000	0	200,000	0	200,000	200,000	0	0	0	0	200,000
Expenditure Totals:	743,000	0	743,000	0	743,000	743,000	0	0	0	0	743,000

Fund Balance Required	Budget+Prop. Inc./Dec.	Available+Prop. Inc./Dec.
Bus Fixed Route Fund-4510	0	0



City of Modesto
 Project #: 101008
 Electric Bus - CARB Grant



PW - Electric Bus - CARB Grant

101008

Capital Un-sponsored

Cost Center: 59999 **Category:** Transit **Start Date:** 2016
Hosting Fund: Bus Fixed Route Fund-4510 **Type Class:** Transit **End Date:** 2018
Element Listing: Comm Svcs & Fac **Area:** Within City **Status:** New
Classification: Improv **Manager:** Barth, Adam M **Const. Code:**

Proj Desc: California Air Resources Board grant for the purchase of four all electric, zero emission buses from Proterra along with two fast chargers and four overnight charges for the bus maintenance facility

Proj Stat:

Revenues	Budget	Actuals+Commit	Available	Prop. Inc./Dec. for 17-18	Bud + Prop. Incr/Decr	Avail.+ Prop. Incr/Decr	18-19	19-20	20-21	21-22	Total Budgeted up to 2022
42014 Intergov - Federal - Federal Transit Administration - Capital-related	552,000	0	552,000	0	552,000	552,000	0	0	0	0	552,000
42090 Intergov - Federal - Miscellaneous	4,085,000	0	4,085,000	0	4,085,000	4,085,000	0	0	0	0	4,085,000
Revenue Totals:	4,637,000	0	4,637,000	0	4,637,000	4,637,000	0	0	0	0	4,637,000

Expenditures	Budget	Actual+Commit	Available	Prop. Inc./Dec. for 17-18	Budget+Prop. Inc./Dec.	Avail.+ Prop. Inc./Dec.	18-19	19-20	20-21	21-22	Total Budgeted up to 2022
EA Equip Acquisition	4,637,000	0	4,637,000	0	4,637,000	4,637,000	0	0	0	0	4,637,000
Expenditure Totals:	4,637,000	0	4,637,000	0	4,637,000	4,637,000	0	0	0	0	4,637,000

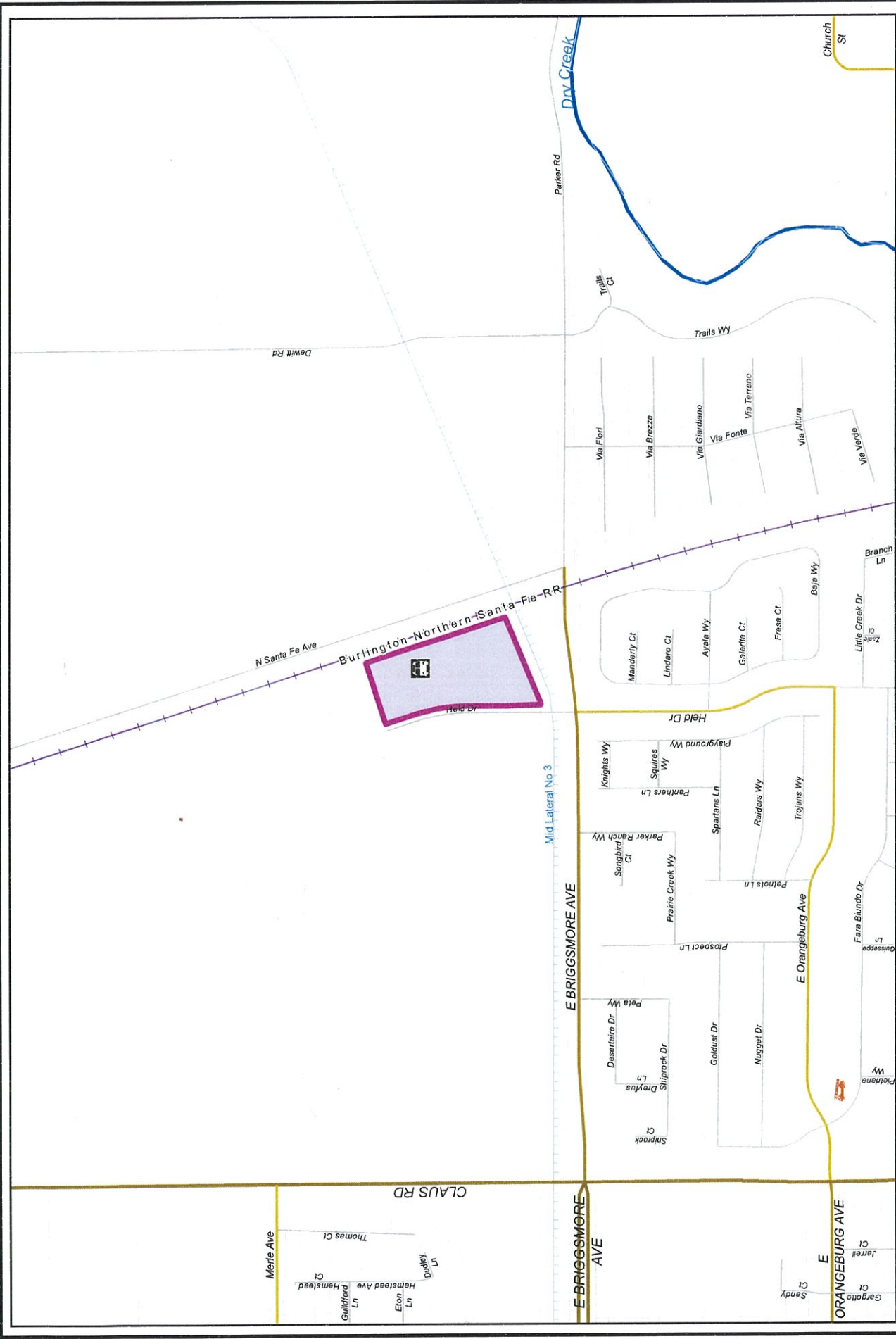
Fund Balance Required	Budget+Prop. Inc./Dec.	Avail.+Prop. Inc./Dec.
Bus Fixed Route Fund-4510	0	0



City of Modesto

Project #: 101014

PW - Amtrak Parking Lot Expansion



PW - Amtrak Parking Lot Expansion

101014

Capital Un-sponsored

Cost Center: 59999
Hosting Fund: Bus Fixed Route Fund-4510
Element Listing: Comm Svcs & Fac
Classification: Improv
Category: Transit
Type Class: Transit
Area: Within City
Manager: Barth, Adam M
Start Date: 2017
End Date: 2018
Status: Future
Const. Code: New or Future

Proj Desc: This project will increase the size of the existing parking lot at the Amtrak station to accommodate increased use of the station. During several holiday periods throughout the year the existing parking lot is unable to accommodate the number of vehicles that need to be parked there.

Proj Stat:

Revenues	Budget	Actuals+Commit	Available	Prop. Inc./Dec. for 17-18	Bud + Prop. Incr/Decr	Avail.+ Prop. Incr/Decr	18-19	19-20	20-21	21-22	Total Budgeted up to 2022
42116 Intergov - State - LTF - Capital-related	0	0	0	151,171	151,171	151,171	0	0	0	0	151,171
Revenue Totals:	0	0	0	151,171	151,171	151,171	0	0	0	0	151,171

Expenditures	Budget	Actual+Commit	Available	Prop. Inc./Dec. for 17-18	Budget+Prop. Inc./Dec.	Avail.+Prop. Inc./Dec.	18-19	19-20	20-21	21-22	Total Budgeted up to 2022
04 CON Construction	0	0	0	100,171	100,171	100,171	0	0	0	0	100,171
04 EDA Eng/Design/Admin	0	0	0	51,000	51,000	51,000	0	0	0	0	51,000
Expenditure Totals:	0	0	0	151,171	151,171	151,171	0	0	0	0	151,171

Fund Balance Required	Budget+Prop. Inc./Dec.	Available+Prop. Inc./Dec.
Bus Fixed Route Fund-4510	0	0

THIS PAGE LEFT BLANK
INTENTIONALLY

WASTEWATER COLLECTION AND TREATMENT SYSTEM

SYSTEM OVERVIEW

The City of Modesto's wastewater system consists of a collection system with approximately 70 miles of trunk lines, 670 miles of sanitary lines, and 40 wastewater lift stations. An additional 12 miles of trunk lines collect wastewater from the cannery food processors for direct disposal to land.

The treatment of wastewater consists of two facilities: The Sutter Primary Treatment Facility (Sutter Facility) located at Sutter Avenue and Robertson Road, and the Jennings Treatment Facility (Jennings Facility) located on Jennings Road, approximately 6.5 miles southwest of the City. These wastewater facilities treat more than 9 billion gallons of wastewater annually.

Collected domestic wastewater flows into the Sutter Facility, where most of the solids are removed through primary treatment. The primary-treated wastewater is then pumped to the Jennings Facility where the domestic flows undergo additional treatment. Currently, a majority of primary-treated wastewater undergoes secondary biological treatment at the Jennings Facility, which primarily consists of three fixed-film reactor towers, 334 acres of oxidation ponds, and 126 acres of recirculation channels. The City disposes of its secondary treated wastewater in two ways: (1) stored in 596 acres of ponds so it can be used to irrigate fodder crops on 2,450 acres of City-owned land; and (2) water that is not used for irrigation is stored, disinfected, neutralized, and then seasonally discharged to the San Joaquin River from October through May. In response to the National Pollutant Discharge Elimination System (NPDES) permit, the City began upgrading its wastewater treatment facilities in 2008 to provide biological nutrient removal (BNR) and tertiary treatment, which will produce highly treated water that is suitable for year-round discharge to the San Joaquin River by May 2018. Because the tertiary water is also suitable for recycling, the City is currently constructing a new recycled water pump station, pipelines and appurtenances for the North Valley Regional Recycled Water Program (NVRWP), which will deliver Modesto's recycled water to the Del Puerto Water District, who will pay for the recycled water and will reimburse the City for construction costs. Anticipated completion of this project is late 2017.

The City's required pre-treatment program has permitted 64 commercial and industrial facilities. Periodic monitoring is performed to ensure compliance with local and federal limits and to confirm that high quality effluent is available for irrigation, discharge to the San Joaquin River, and to minimize impacts to the treatment facilities.

HIGHLIGHTS

The FY 2017-18 Capital Improvement Program emphasizes the City's commitment to meet both the current and long-range wastewater needs of the community.

Construction of both the Phase 1 and Phase 2 tertiary treatment facilities has been completed, and will produce up to 14.9 million gallons per day (MGD) of recycled water, and was funded through the both City's wastewater fund and a State Water Resources Control Board (SWRCB) Clean Water State Revolving Fund (CWSRF) low-interest loan. Loan repayments will be paid through the City's wastewater rates.

The NVRWWP is a regional effort to deliver tertiary-treated effluent from the Cities of Modesto, Turlock, and Ceres to the drought-impacted Del Puerto Water District. Modesto's portion of the project, from the City's Jennings Facility to the Delta Mendota Canal, is currently in construction. Construction is projected to be completed by the end of 2017.

The Wastewater Master Plan update is nearly complete. This update will be used for both short and long-range planning, and will provide an updated evaluation of the wastewater collection and treatment systems to assess current conditions and future capabilities. It will be a key supporting document in the development and updating of the City's General Plan, Specific Plans, various Environmental Impact Reports, and help guide new development decisions.


New sewer rates and capacity charges were adopted in April 2016, and subsequently implemented in July 1st, 2016.

MAJOR ACCOMPLISHMENTS

- Construction of the Phase 2 BNR/Tertiary Treatment Pump Station Replacement Facility was completed and is in final start-up and testing phase.
- Completed construction Cannery Segregation Pump Station Replacement and hydraulic modifications.
- Completed construction of the River Trunk Rehabilitation within Gallo Facility, which rehabilitated approximately 2,250 feet of the domestic sewer River Trunk along Oregon Drive between Santa Cruz Avenue and Beard Brook Park



- 2016 Sanitary Sewer Collection System Replacement, which rehabilitated existing sewer main throughout the City
- Finishing the Environmental Impact Report for the Wastewater Treatment and Collection System Master Plans



Finishing up construction of major wastewater collection projects, including:

- Cannery Segregation Line Diversion Structure
- Hahn Lift Station
- Rumble Lift Station
- Emergency Repairs of the River Trunk
- NVRWWP

Various wastewater projects are scheduled to begin construction within FY 17-18:

- Rumble Sewer Trunk River Line Replacement
- River Trunk Realignment Project
- Headworks and Dryden Box Improvements
- 2015-16 Sanitary Sewer Collection System
- Sonoma Trunk & Lift Station

The following major projects are in the design phase:

- Woodland Lift Station – final design FY 2016-17, construction FY 2017-18
- Ceres Trunk – final design FY 2016-17, construction FY 2017-18

POLICY ISSUES

On April 26, 2016, the City adopted new five-year sewer rate plan and capacity charges. The rates are based on actual costs of service for both wastewater collection and treatment, and incorporate the new capital improvement program. City Staff is actively monitoring the sewer fund to ensure that the City meets the revenue requirements for capital projects and adopted financial policies.


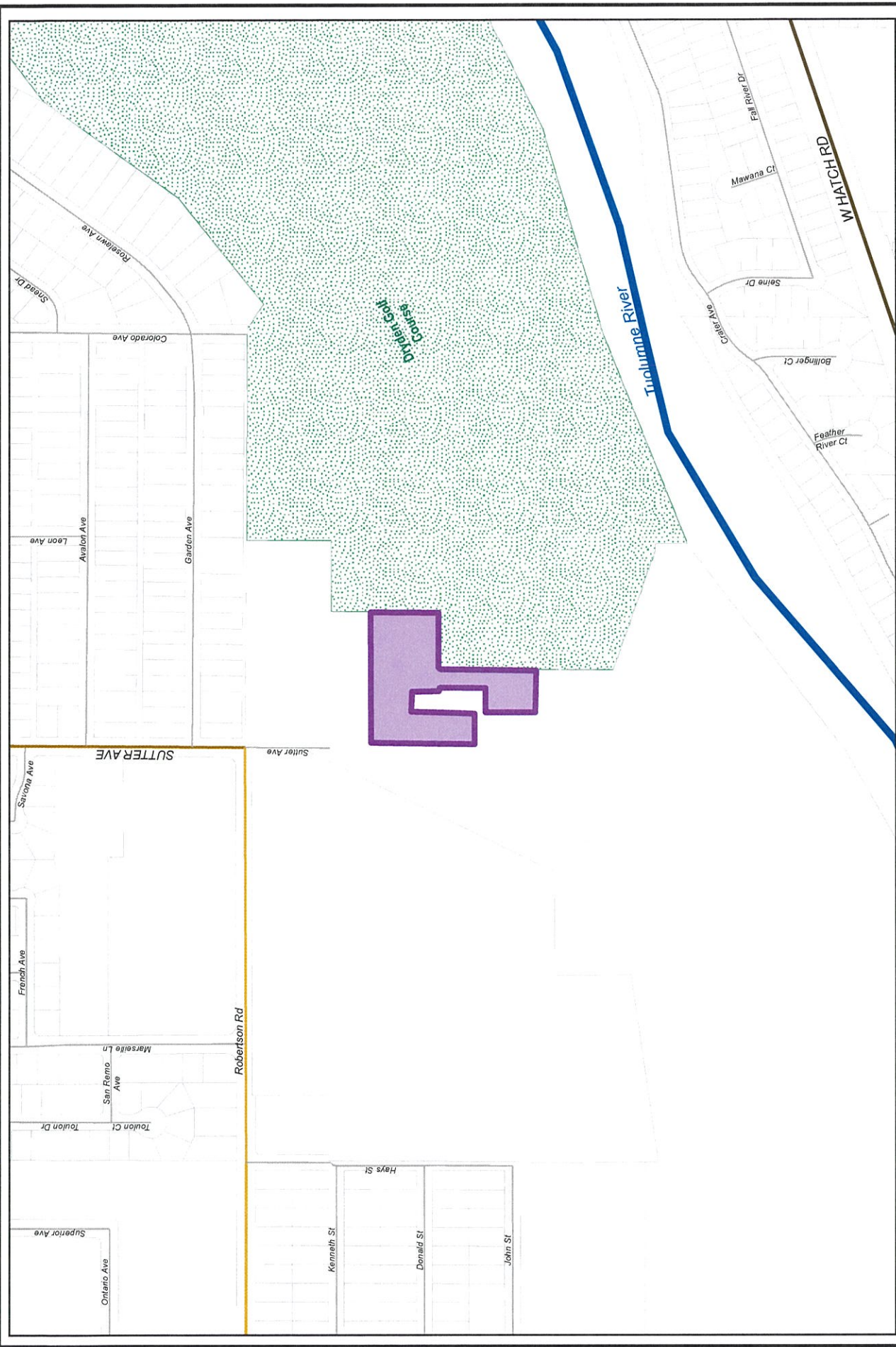




City of Modesto

Project #: 100372

UPP - Sutter Plant Parking Lot & Security Upgrade



O'Brien Golf Course

Tulehime River

WHATCH RD

Mawana Ct

Fall River Dr

Saine Dr

Bolinger Ct

Feather River Ct

Carver Ave

Colorado Ave

Roseblwn Ave

Sneed Dr

Garden Ave

Avalon Ave

Leon Ave

SUTTER AVE

Sutter Ave

Robertson Rd

Savona Ave

French Ave

Marselle Ln

San Remo Ave

Toulon Ct

Hays St

Kenneth St

Donald St

John St

Superior Ave

Ontario Ave

Upp - Sutter Plant Parking Lot & Security Upgrade

100372

Capital Un-sponsored

Cost Center: 59999 **Category:** Wastewater **Start Date:** 2014
Hosting Fund: Sewer Operations Fund-4210 **Type Class:** Expansion **End Date:** 2019
Element Listing: Comm Svcs & Fac **Area:** Within City **Status:** Active
Classification: Improvements **Manager:** Franco, Jesse **Const. Code:** Not Awarded

Proj Desc: This project will provide designated employee parking within of the current facility work areas, security upgrades, as well as improvements to the plant entrance and improvements to septic receiving station.

Proj Stat: Negotiating land acquisition with Tuolumne River Regional Park (TRRP). Design to be complete by spring 2018. Projected completion by end of FY 18-19.

Expenditures	Budget	Actual+Commit	Available	Prop. Inc./Dec. for 17-18	Budget+Prop. Inc./Dec.	Avail.+Prop. Inc./Dec.	18-19	19-20	20-21	21-22	Total Budgeted up to 2022
CA Construction Admin	49,708	1,209	48,499	0	49,708	48,499	0	0	0	0	49,708
CCF City Construct Force	5,000	0	5,000	0	5,000	5,000	0	0	0	0	5,000
CON Construction	770,536	0	770,536	0	770,536	770,536	0	0	0	0	770,536
CTGY Contingency - CIP	94,756	0	94,756	0	94,756	94,756	0	0	0	0	94,756
EDA Eng/Design/Admin	105,000	100,534	4,466	0	105,000	4,466	0	0	0	0	105,000
LA Land Acquisition	10,000	7,700	2,300	0	10,000	2,300	0	0	0	0	10,000
Expenditure Totals:	1,035,000	109,443	925,557	0	1,035,000	925,557	0	0	0	0	1,035,000

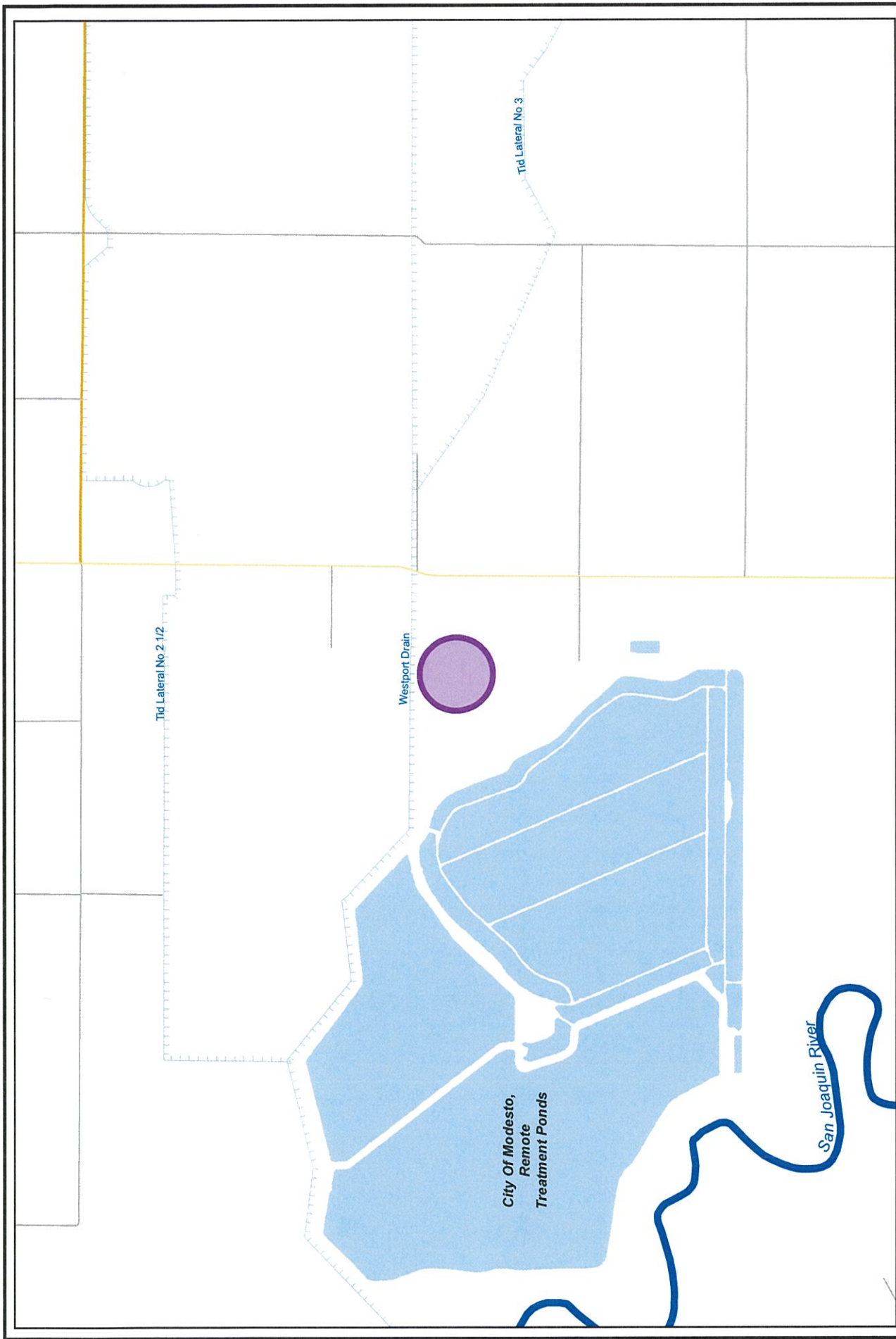
Fund Balance Required	Budget+Prop. Inc./Dec.	Available+Prop. Inc./Dec.
Sewer Operations Fund-4210	1,035,000	925,557



City of Modesto

Project #: 100520

UFP - Wastewater Treatment Phase 2 Tertiary



City Of Modesto,
Remote
Treatment Ponds

San Joaquin River

Westport Drain

Ttd Lateral No 2 1/2

Ttd Lateral No 3

UPP - Wastewater Treatment Phase 2 Tertiary

100520

Capital Unspent

Cost Center: 49999 **Category:** Wastewater **Start Date:** 2009
Hosting Fund: Sewer Operations Fund-4210 **Type Class:** Wastewater Utility **End Date:** 2019
Element Listing: Comm Svcs & Fac **Area:** Within City **Status:** Active
Classification: Improvements **Manager:** Wong, William Sai **Const. Code:** Under Construction

Proj Desc: This project will provide funding for the Phase 2 improvements to the City's Secondary Water Quality Control (WQC) Plant. The improvements will expand the existing secondary treatment into tertiary treatment. This project is needed to meet the City's new discharge requirements by 2016, and is funded by State Revolving Fund (SRF) loans.

Proj Stat: Construction complete. Close-out projected early FY18-19.

Revenues	Budget	Actuals+Commit	Available	Prop. Inc./Dec. for 17-18	Bud + Prop. Incr/Decr	Avail.+ Prop. Incr/Decr	18-19	19-20	20-21	21-22	Total Budgeted up to 2022
42210 Intergov - State - Department of Water Resources	0	3,000,000	-3,000,000	0	0	-3,000,000	0	0	0	0	0
47020 Refunds, Damages, and Cost Recovery	0	32,000	-32,000	0	0	-32,000	0	0	0	0	0
80501 Reserve - Bond Financing	125,280,090	0	125,280,090	0	125,280,090	125,280,090	0	0	0	0	125,280,090
Revenue Totals:	125,280,090	3,032,000	122,248,090	0	125,280,090	122,248,090	0	0	0	0	125,280,090

Expenditures	Budget	Actual+Commit	Available	Prop. Inc./Dec. for 17-18	Budget+Prop. Inc./Dec.	Avail.+Prop. Inc./Dec.	18-19	19-20	20-21	21-22	Total Budgeted up to 2022
CA Construction Admin	11,804,981	9,181,092	2,623,889	0	11,804,981	2,623,889	0	0	0	0	11,804,981
CON Construction	113,796,301	102,094,461	11,701,840	0	113,796,301	11,701,840	0	0	0	0	113,796,301
CTGY Contingency - CIP	5,741,554	2,708,866	3,032,688	0	5,741,554	3,032,688	0	0	0	0	5,741,554
EDA Eng/Design/Admin	14,627,412	14,178,639	448,773	0	14,627,412	448,773	0	0	0	0	14,627,412
Expenditure Totals:	145,970,248	128,163,058	17,807,190	0	145,970,248	17,807,190	0	0	0	0	145,970,248

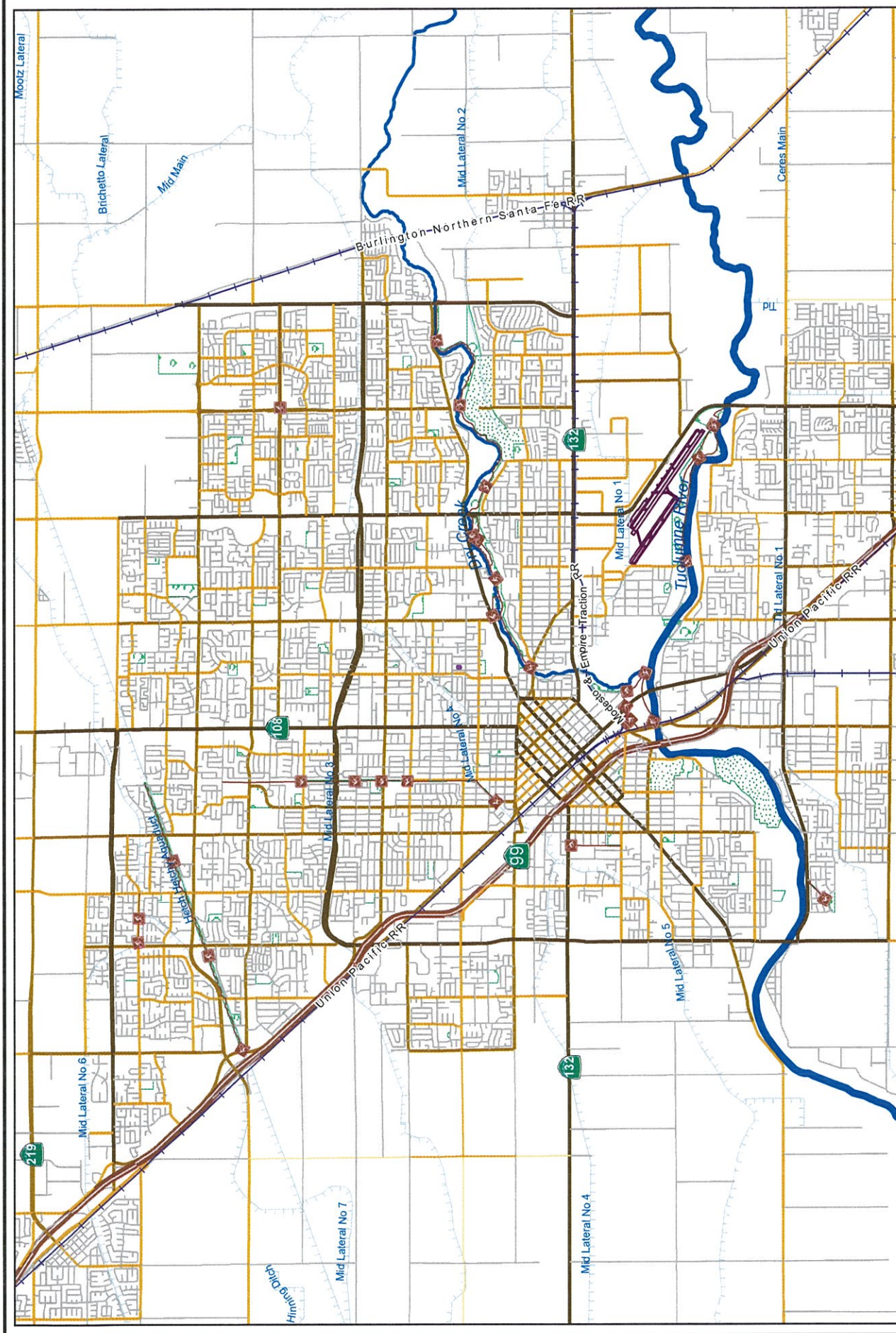
Fund Balance Required	Budget+Prop. Inc./Dec.	Available+Prop. Inc./Dec.
Sewer Operations Fund-4210	20,690,158	-104,440,900



City of Modesto

Project #: 100521

UPP - North Valley Regional Recycled Water Project-Feasibility Study



UPP - North Valley Regional Recycled Water Project-Feasibility Study

100521

Capital Un-sponsored

Cost Center: 49999 **Category:** Wastewater **Start Date:** 2010
Hosting Fund: Sewer Operations Fund-4210 **Type Class:** Wastewater Utility **End Date:** 2019
Element Listing: Comm Svcs & Fac **Area:** Within City **Status:** Active
Classification: Improvements **Manager:** Wong, William Sai **Const. Code:** Under Construction

Proj Desc: This project will produce and deliver up to 16,500 acre-feet per year of tertiary-treated recycled water from the City of Modesto to the Del Puerto Water District. This project would acquire right-of-way, design and construct the pump station, pipeline and appurtenances to deliver recycled water to the Delta Mendota Canal. Project is funded by State Revolving Fund (SRF) loan and Proposition 84 Grant Loan payments will be reimbursed through Water Sales Agreement with the Del Puerto Water District (DPWD).

Proj Stat: Project is currently under construction. Projected completion by FY18/19.

Revenues	Budget	Actuals+Commit	Available	Prop. Inc./Dec. for 17-18	Bud + Prop. Inc./Dec.	Avail.+ Prop. Inc./Dec.	18-19	19-20	20-21	21-22	Total Budgeted up to 2022
42210 Intergov - State - Department of Water Resources	15,386,539	0	15,386,539	0	15,386,539	15,386,539	0	0	0	0	15,386,539
47020 Refunds, Damages, and Cost Recovery	0	2,500	-2,500	0	0	-2,500	0	0	0	0	0
80501 Reserve - Bond Financing	33,319,623	0	33,319,623	0	33,319,623	33,319,623	0	0	0	0	33,319,623
Revenue Totals:	48,706,162	2,500	48,703,662	0	48,706,162	48,703,662	0	0	0	0	48,706,162

Expenditures	Budget	Actual+Commit	Available	Prop. Inc./Dec. for 17-18	Budget+Prop. Inc./Dec.	Avail.+Prop. Inc./Dec.	18-19	19-20	20-21	21-22	Total Budgeted up to 2022
CA Construction Admin	408,600	5,285	403,315	0	408,600	403,315	0	0	0	0	408,600
CC Consultant Charges	1,399,809	1,399,428	381	0	1,399,809	381	0	0	0	0	1,399,809
CON Construction	40,896,000	40,896,000	0	0	40,896,000	0	0	0	0	0	40,896,000
CTGY Contingency & CIP	2,453,760	0	2,453,760	0	2,453,760	2,453,760	0	0	0	0	2,453,760
EDA Eng/Design/Admin	6,979,839	6,358,363	621,476	0	6,979,839	621,476	0	0	0	0	6,979,839
LA Land Acquisition	10,000	6,910	3,090	0	10,000	3,090	0	0	0	0	10,000
Expenditure Totals:	52,148,008	48,665,986	3,482,022	0	52,148,008	3,482,022	0	0	0	0	52,148,008

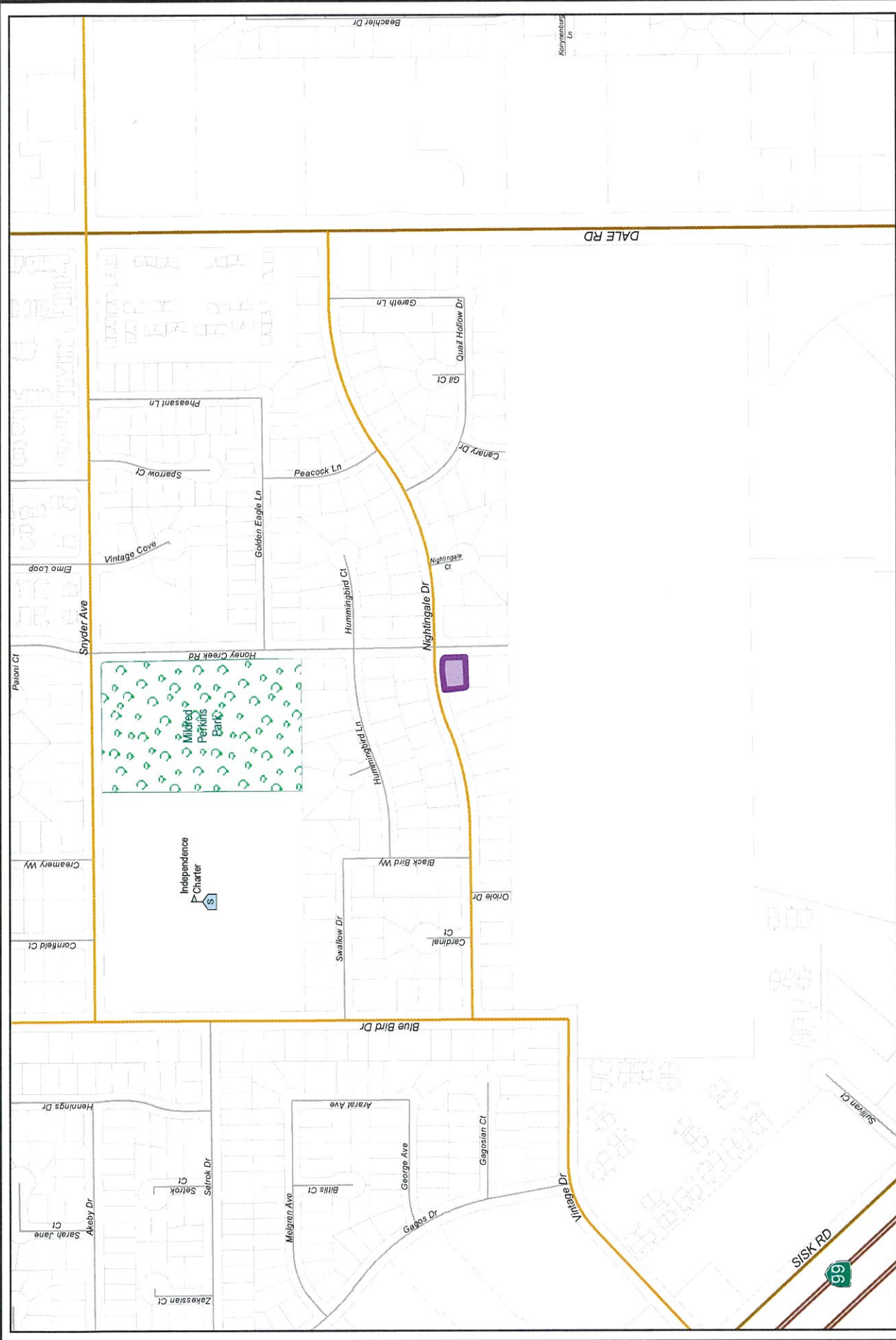
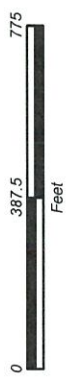
Fund Balance Required	Budget+Prop. Inc./Dec.	Available+Prop. Inc./Dec.
Sewer Operations Fund-4210	3,441,846	-45,221,640



City of Modesto

Project #: 100523

UPP - Hahn Lift Station Project



Map labels include: Beecher Dr, Kammhuber Ln, DALE RD, Snyder Ave, Pheasant Ln, Sparrow Ct, Vintage Cove, Elmo Loop, Golden Eagle Ln, Peacock Ln, Hummingbird Ct, Hummingbird Ln, Nightingale Dr, Hummingbird Ln, Honey Creek Rd, Hummingbird Ln, Black Bird Wy, Swallow Dr, Blue Bird Dr, Ararat Ave, George Ave, Billie Ct, Melgran Ave, Sisk Rd, 69, Sullivan Ct, Gagosian Ct, Independence Charter, Creamery Wy, Cornfield Ct, Honnings Dr, Sarah Jane Ct, Akeby Dr, Setrak Dr, Zakesian Ct, Oriole Dr, Cardinal Ct, and Quail Hollow Dr.

UPP - Hahn Lift Station Project

100523

Capital Un-sponsored

Cost Center: 49999 **Category:** Wastewater **Start Date:** 2010
Hosting Fund: Sewer Operations Fund-4210 **Type Class:** Rehabilitation - Collections **End Date:** 2018
Element Listing: Comm Svcs & Fac **Area:** Within City **Status:** Active
Classification: Improvements **Manager:** Franco, Jesse **Const. Code:** Under Construction

Proj Desc: This project will provide funding to relocate and increase the capacity of the existing Hahn Lift Station. The Hahn Lift Station will be moved from the street to an adjacent City owned property.

Proj Stat: Construction anticipated to be complete by end of 2017.

Expenditures	Budget	Actual+Commit	Available	Prop. Inc./Dec. for 17-18	Budget+Prop. Inc./Dec.	Avail.+Prop. Inc./Dec.	18-19	19-20	20-21	21-22	Total Budgeted up to 2022
CA Construction Admin	231,176	18,055	213,121	0	231,176	213,121	0	0	0	0	231,176
CON Construction	1,925,000	1,925,000	0	0	1,925,000	0	0	0	0	0	1,925,000
CTGY-CIP Contingency-CIP	288,750	0	288,750	0	288,750	288,750	0	0	0	0	288,750
EDA Eng/Design/Admin	257,473	230,146	27,327	0	257,473	27,327	0	0	0	0	257,473
Expenditure Totals:	2,702,399	2,173,202	529,197	0	2,702,399	529,197	0	0	0	0	2,702,399

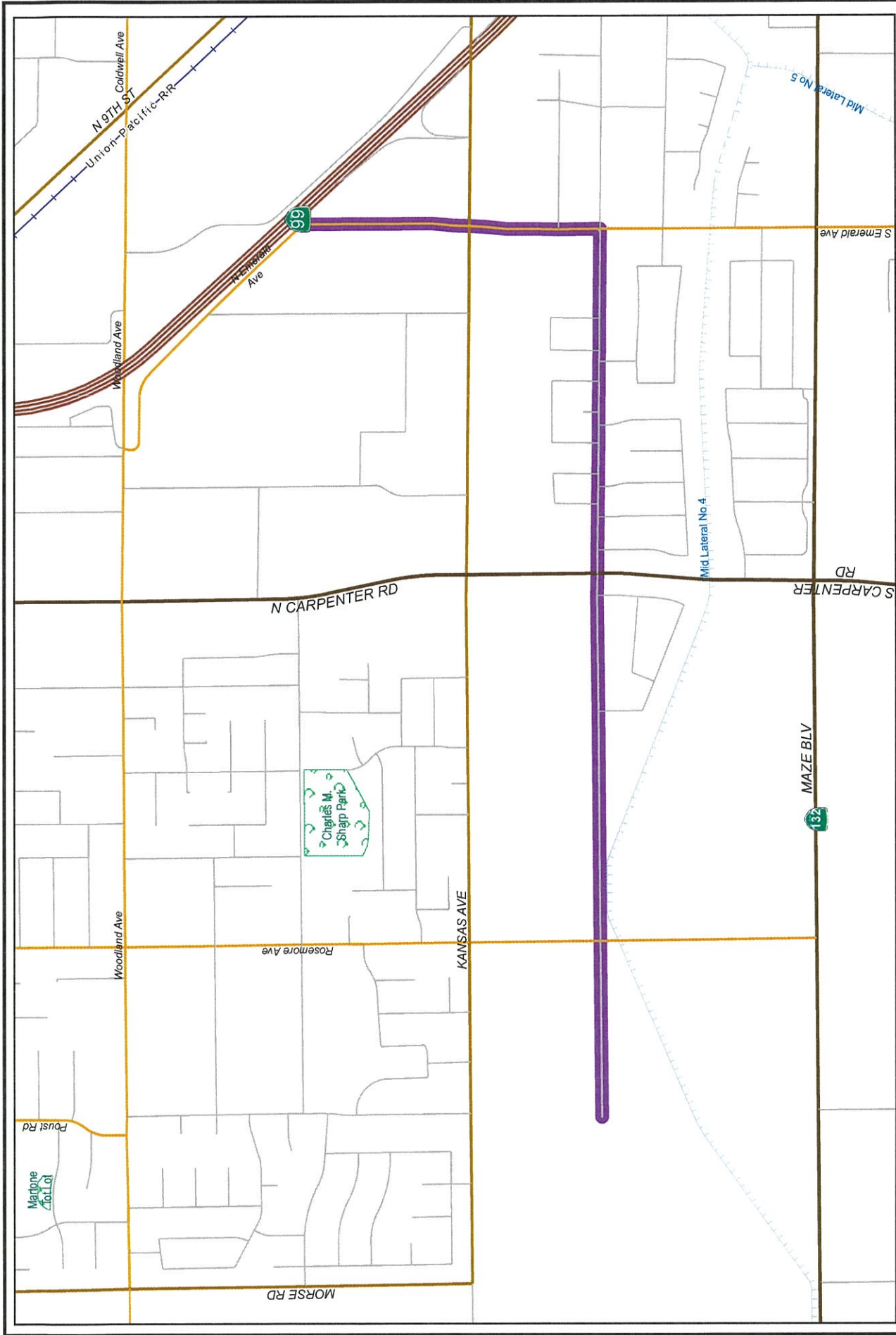
Fund Balance Required	Budget+Prop. Inc./Dec.	Avail.+Prop. Inc./Dec.
Sewer Operations Fund-4210	2,702,399	529,197



City of Modesto

Project #: 100525

UPP - Emerald Sewer Trunk Relief Project (Suspended)



UPP - Emerald Sewer Trunk Relief Project (Suspended)

100525

Capital Un-sponsored

Cost Center: 49999 Category: Wastewater
 Hosting Fund: Sewer Operations Fund-4210 Type Class: Expansion
 Element Listing: Comm Svcs & Fac Area: Within City
 Classification: Improvements Manager: Franco, Jesse

Start Date: 2008
 End Date: 2017
 Status: Active
 Const. Code: To be Closed

Proj Desc: This project is to provide funding for the project formerly identified as the Carpenter Relief Trunk in the Wastewater Master Plan. It was recently renamed to accurately reflect the actual pipe alignment. In order to reduce surcharging and the threat of sewer overflow in the Emerald Trunk, this project will be constructed to divert flow from Emerald Trunk upstream of Kansas

Proj Stat: Construction has been completed and accepted. Project is under one-year warranty period. To be closed by end of FY 16-17.

Expenditures

	Budget	Actual+Commit	Available	Prop. Inc./Dec. for 17-18	Budget+Prop. Inc./Dec.	Avail.+Prop. Inc./Dec.	18-19	19-20	20-21	21-22	Total Budgeted up to 2022
CA Construction Admin	948,967	948,978	-11	0	948,967	-11	0	0	0	0	948,967
CCF City Construct Force	25,000	14,872	10,128	0	25,000	10,128	0	0	0	0	25,000
CON Construction	5,997,119	5,995,384	1,735	0	5,997,119	1,735	0	0	0	0	5,997,119
CTGY Constingency - CIP	156,867	63,954	92,913	0	156,867	92,913	0	0	0	0	156,867
EDA Eng/Design/Admin	1,372,762	1,351,855	20,907	0	1,372,762	20,907	0	0	0	0	1,372,762
Expenditure Totals:	8,500,715	8,375,044	125,671	0	8,500,715	125,671	0	0	0	0	8,500,715

Fund Balance Required

Sewer Operations Fund-4210

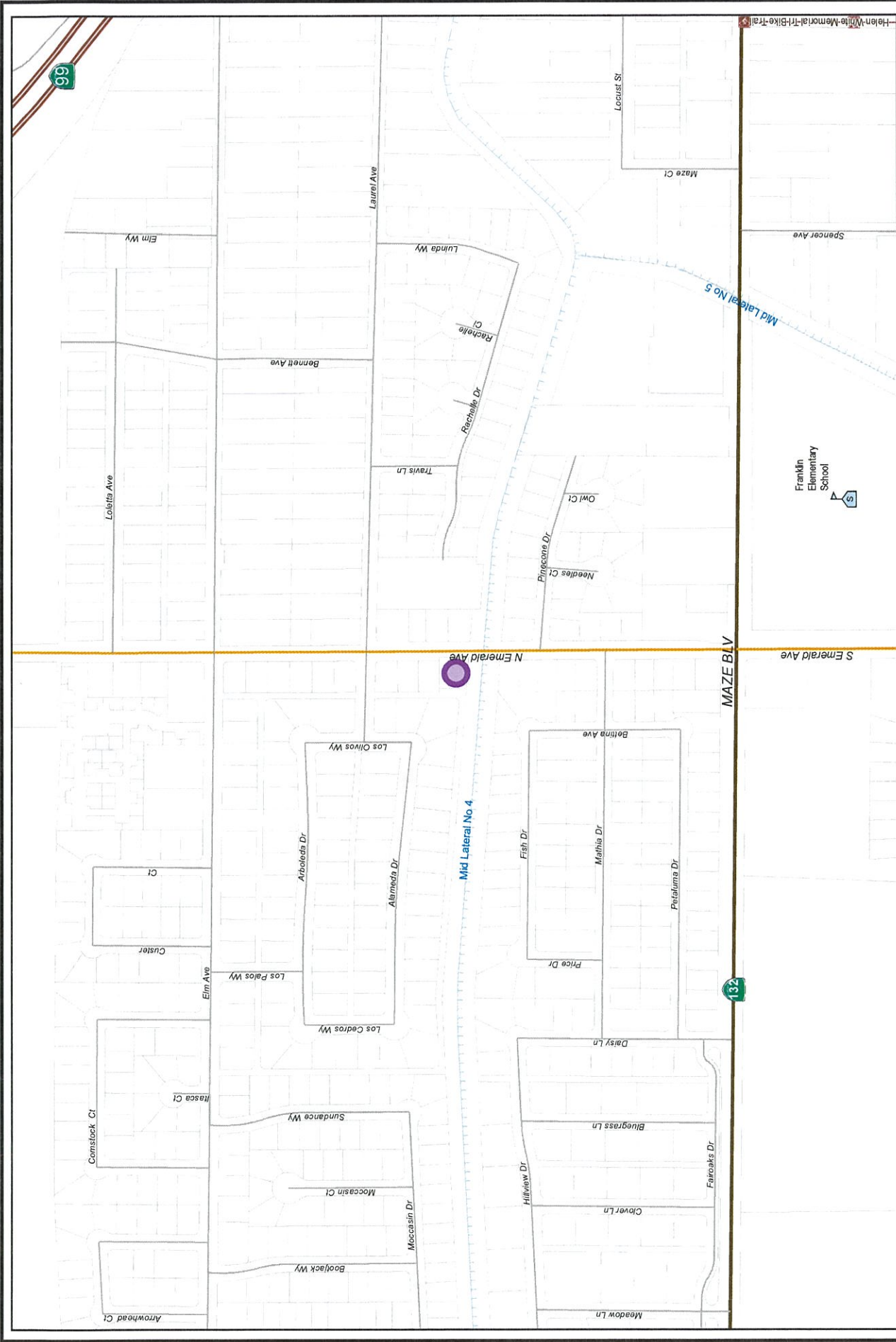
Budget+Prop. Inc./Dec.	Available+Prop. Inc./Dec.
8,500,715	125,671



City of Modesto

Project #: 100529

UPP - Emerald Lift Station - Suspended



99

132

MAZE BLV



Franklin Elementary School

Helen W. He Memorial Tri-Bike Trail

Mid Lateral No 5

Mid Lateral No 4

N Emerald Ave

Map labels: Arrowhead Ct, Comstock Ct, Elm Ave, Custer Ct, Masca Ct, Los Cedros Wy, Los Olivos Wy, Alameda Dr, Arbolado Dr, Sundance Wy, Moccasin Ct, Moccasin Dr, Bootjack Wy, Hillview Dr, Meadow Ln, Clover Ln, Fairbrooks Dr, Bluegrass Ln, Daisy Ln, Price Dr, Bethina Ave, Fish Dr, Methia Dr, Petaluma Dr, Needles Ct, Pigeons Dr, Owl Ct, Travis Ln, Rachelle Dr, Rachelle Ct, Lunda Wy, Benett Ave, Lobnitz Ave, Elm Wy, Laurel Ave, Maze Ct, Locust St, Spencer Ave, S Emerald Ave

UPP - Emerald Lift Station - Suspended

100529

Capital Un-sponsored

Cost Center: 49999 **Category:** Wastewater **Start Date:** 2009
Hosting Fund: Sewer Operations Fund-4210 **Type Class:** Rehabilitation - Collections **End Date:** 2017
Element Listing: Comm Svcs & Fac **Area:** Within City **Status:** Active
Classification: Improvements **Manager:** Franco, Jesse **Const. Code:** To be Closed

Proj Desc: This project will provide funding for the rehabilitation of the Emerald Lift Station as identified in the Wastewater Master Plan. The lift station is over 50 years old, and needs to be rehabilitated to accommodate current and future flows.

Proj Stat: Construction complete. Accepted by Council on 2/14/17, and enter into one-year warranty period. To be closed by end of FY 17-18.

Expenditures

	Budget	Actual+Commit	Available	Prop. Inc./Dec. for 17-18	Budget+Prop. Inc./Dec.	Avail.+Prop. Inc./Dec.	18-19	19-20	20-21	21-22	Total Budgeted up to 2022
CA Construction Admin	390,848	387,728	3,120	0	390,848	3,120	0	0	0	0	390,848
CON Construction	2,690,481	2,690,480	1	0	2,690,481	1	0	0	0	0	2,690,481
CTGY Contingency - CIP	409,881	409,881	0	0	409,881	0	0	0	0	0	409,881
EDA Eng/Design/Admin	550,169	543,693	6,476	0	550,169	6,476	0	0	0	0	550,169
Expenditure Totals:	4,041,379	4,031,782	9,597	0	4,041,379	9,597	0	0	0	0	4,041,379

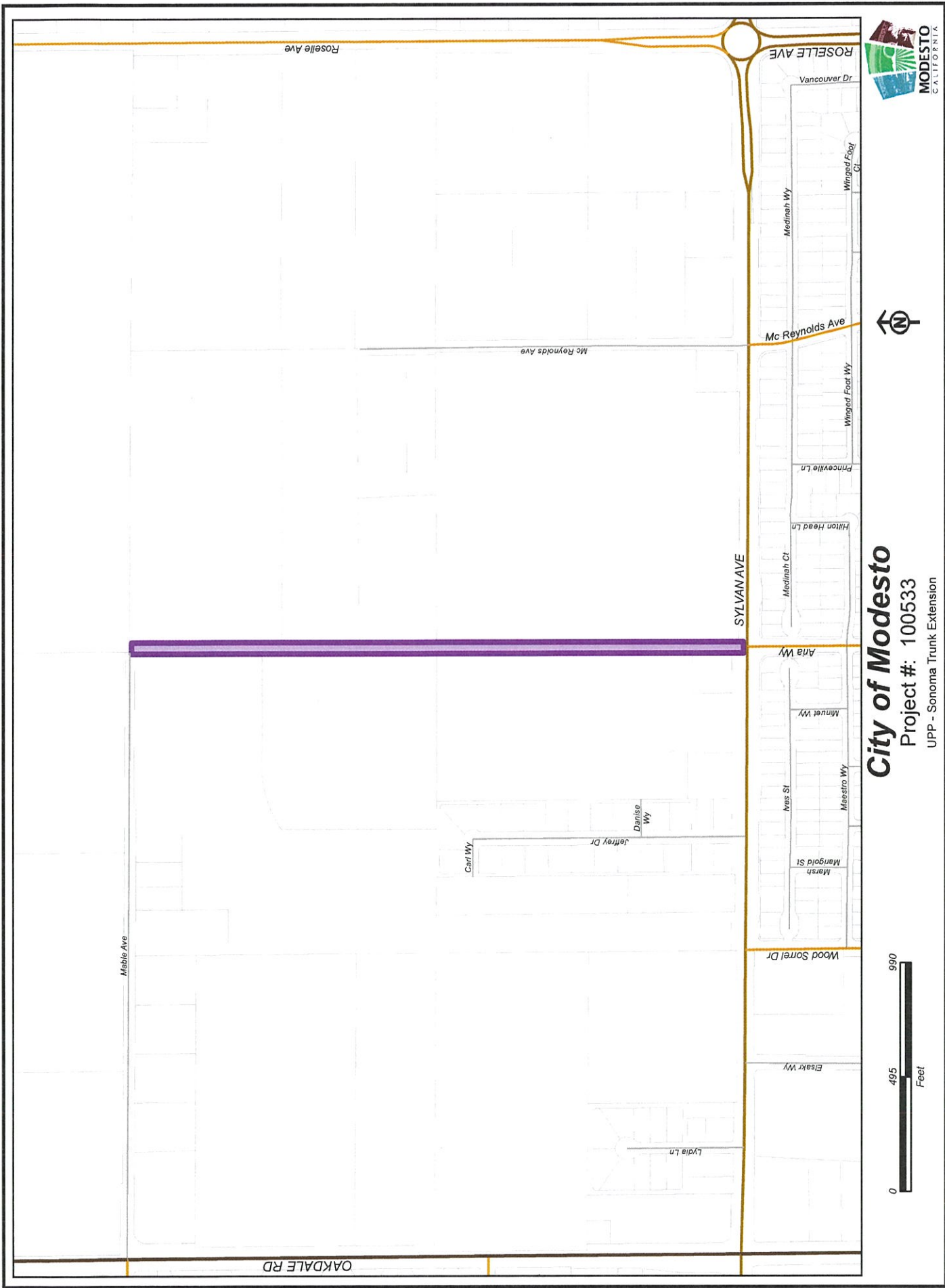
Fund Balance Required

Sewer Operations Fund-4210

Budget+Prop. Inc./Dec. 4,041,379
 Available+Prop. Inc./Dec. 9,597



City of Modesto
 Project #: 100533
 UPP - Sonoma Trunk Extension



UPP - Sonoma Trunk Extension

100533

Capital Un-sponsored

Cost Center: 49999 Category: Wastewater
 Hosting Fund: Sewer Operations Fund-4210 Type Class: Expansion
 Element Listing: Comm Svcs & Fac Area: Within City
 Classification: Improvements Manager: Franco, Jesse

Start Date: 2009
 End Date: 2019
 Status: Active
 Const. Code: Not Awarded

Proj Desc: This project will provide funding for the extension of the Sonoma Trunk SO-1 as identified in the Wastewater Master Plan. The proposed improvement, 27" sewer from Sylvan Avenue to South of Maple Avenue, is to serve future development.

Proj Stat: This project is to be designed for the Tivoli project. Construction anticipated spring 2018.

Expenditures	Budget	Actual+Commit	Available	Prop. Inc./Dec. for 17-18	Budget+Prop. Inc./Dec.	Avail.+Prop. Inc./Dec.	18-19	19-20	20-21	21-22	Total Budgeted up to 2022
CA Construction Admin	145,800	0	145,800	0	145,800	145,800	0	0	0	0	145,800
CON Construction	1,215,000	0	1,215,000	0	1,215,000	1,215,000	0	0	0	0	1,215,000
CTGY-CIP Contingency - CIP	121,500	0	121,500	0	121,500	121,500	0	0	0	0	121,500
EDA Eng/Design/Admin	288,494	135,878	152,616	0	288,494	152,616	0	0	0	0	288,494
ENV CIP Environmental	5,000	0	5,000	0	5,000	5,000	0	0	0	0	5,000
Expenditure Totals:	1,775,794	135,878	1,639,916	0	1,775,794	1,639,916	0	0	0	0	1,775,794

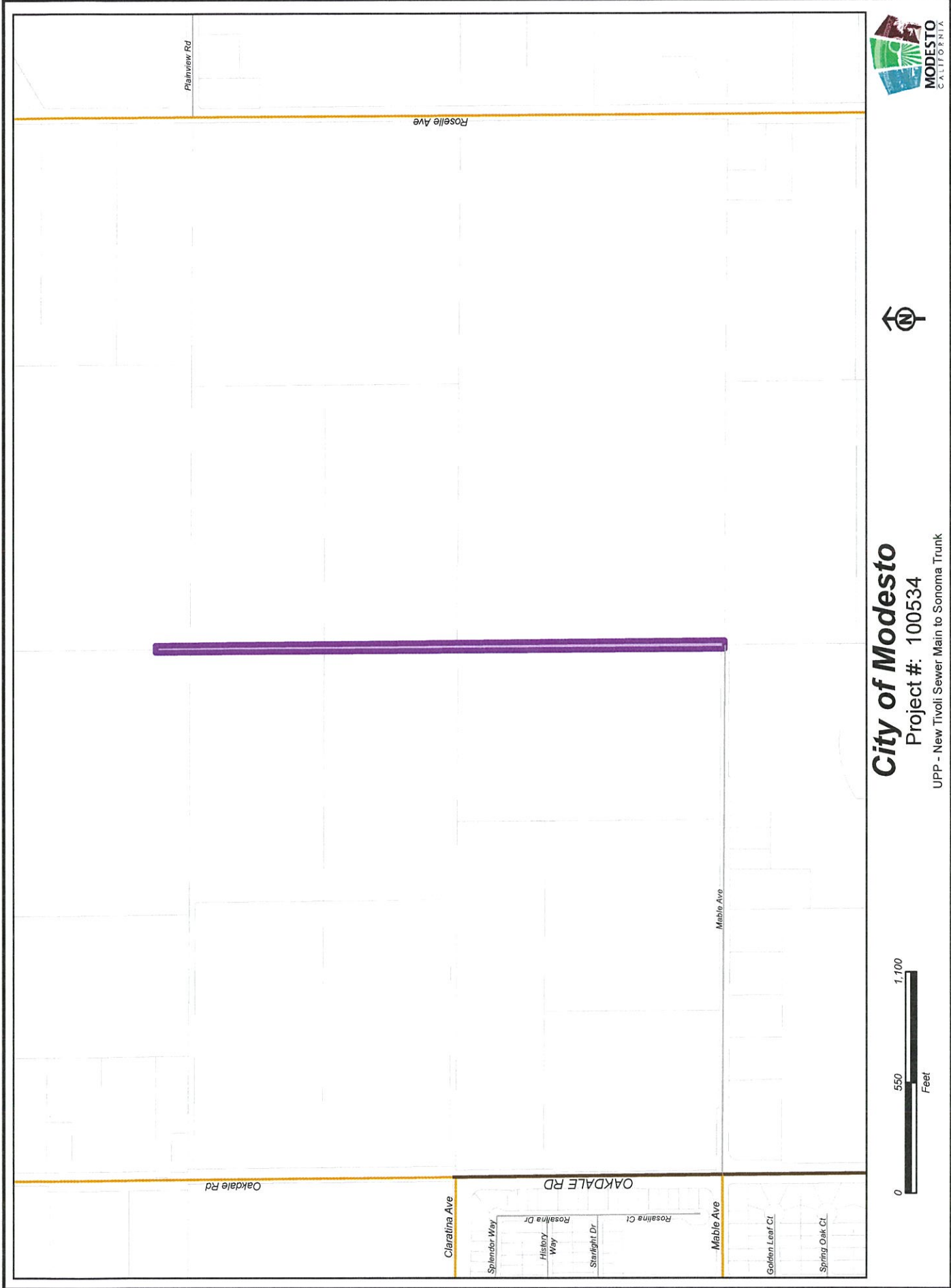
Fund Balance Required	Budget+Prop. Inc./Dec.	Available+Prop. Inc./Dec.
Sewer Operations Fund-4210	1,775,794	1,639,916



City of Modesto

Project #: 100534

UPP - New Tivoli Sewer Main to Sonoma Trunk



UPP - New Tivoli Sewer Main to Sonoma Trunk

100534

Capital Un-sponsored

Cost Center: 49999 **Category:** Wastewater **Start Date:** 2014
Hosting Fund: Sewer Operations Fund-4210 **Type Class:** Expansion **End Date:** 2019
Element Listing: Comm Svcs & Fac **Area:** Within City **Status:** Active
Classification: Improvements **Manager:** Franco, Jesse **Const. Code:** Not Awarded

Proj Desc: This project will provide funding for sewer mains on Oakdale Road and Sylvan to the Sonoma Trunk. The proposed sewer mains will serve existing and future development.
Proj Stat: Design is currently being prepared in conjunction with the Sonoma Trunk and Lift Station design. Sewer main to be connected to proposed lift station (100535).

Expenditures	Budget	Actual+Commit	Available	Prop. Inc./Dec. for 17-18	Budget+Prop. Inc./Dec.	Avail.+Prop. Inc./Dec.	18-19	19-20	20-21	21-22	Total Budgeted up to 2022
CA Construction Admin	48,889	0	48,889	0	48,889	48,889	0	0	0	0	48,889
CON Construction	407,407	0	407,407	0	407,407	407,407	0	0	0	0	407,407
CTGY-CIP Contingency - CIP	40,741	0	40,741	0	40,741	40,741	0	0	0	0	40,741
EDA Eng/Design/Admin	52,963	32,982	19,981	0	52,963	19,981	0	0	0	0	52,963
Expenditure Totals:	550,000	32,982	517,018	0	550,000	517,018	0	0	0	0	550,000

Fund Balance Required	Budget+Prop. Inc./Dec.	Available+Prop. Inc./Dec.
Sewer Operations Fund-4210	550,000	517,018



City of Modesto

Project #: 100535

UPP - Sonoma Trunk Extension Lift Station



SYLVAN AVE

Mc Reynolds Ave

Wood Sorrel Dr

Autumn Ash Ct

Autumn Ash Dr

Post Office Dr

Cinnamon Hills Dr

Diffwood Park Dr

Maple Ridge Dr

Cypress Springs Dr

Elsakr Wy

Marsh Mangold St

Shanadragon Ct

Mountain Pride Ct

Wood Lily Ct

Cardinal Flower Ave

Orchestra Pl

Maestro Wy

Minuet Wy

Copeland Ct

Ara Wy

Vienna Ct

Medinah Ct

Hilton Head Ln

Fleeter Wy

Hiddenbrook Ct

Cypress Bay Ln

Princeton Ln

Tradition Wy

Saddle Creek Ln

Winged Foot Wy

Whisper Ave

Palisier Wy

Palisier Ct

Toronto Wy

Winged Foot Ct

Mc Reynolds Ave

Carl Wy

Jeffrey Dr

Denise Wy

UPP - Sonoma Trunk Extension Lift Station

100535

Capital Un-sponsored

Cost Center: 49999 **Category:** Wastewater **Start Date:** 2009
Hosting Fund: Sewer Operations Fund-4210 **Type Class:** Rehabilitation - Collections **End Date:** 2019
Element Listing: Comm Svcs & Fac **Area:** Within City **Status:** Active
Classification: Improvements **Manager:** Franco, Jesse **Const. Code:** Not Awarded

Proj Desc: This project will provide funding the Sonoma Trunk Lift Station as identified in the Wastewater Master Plan. A lift station near Sylvan Avenue to pump wastewater into the Sonoma Trunk is necessary due to the Sonoma Trunk being shallow at Sylvan Avenue. Project will include lift station and force main.

Proj Stat: This project to be designed for the Tivoli project. Construction anticipated spring 2018.

Expenditures

	Budget	Actual+Commit	Available	Prop. Inc./Dec. for 17-18	Budget+Prop. Inc./Dec.	Avail.+Prop. Inc./Dec.	18-19	19-20	20-21	21-22	Total Budgeted up to 2022
CA Construction Admin	176,400	0	176,400	0	176,400	176,400	0	0	0	0	176,400
CON Construction	1,470,000	0	1,470,000	0	1,470,000	1,470,000	0	0	0	0	1,470,000
CTGY-CIP Contingency - CUO	147,000	0	147,000	0	147,000	147,000	0	0	0	0	147,000
EDA Eng/Design/Admin	259,098	110,648	148,450	0	259,098	148,450	0	0	0	0	259,098
ENV CIP Environmental	15,000	0	15,000	0	15,000	15,000	0	0	0	0	15,000
LA Land Acquisition	150,000	38,208	111,792	0	150,000	111,792	0	0	0	0	150,000
Expenditure Totals:	2,217,498	148,856	2,068,642	0	2,217,498	2,068,642	0	0	0	0	2,217,498

Fund Balance Required

Sewer Operations Fund-4210

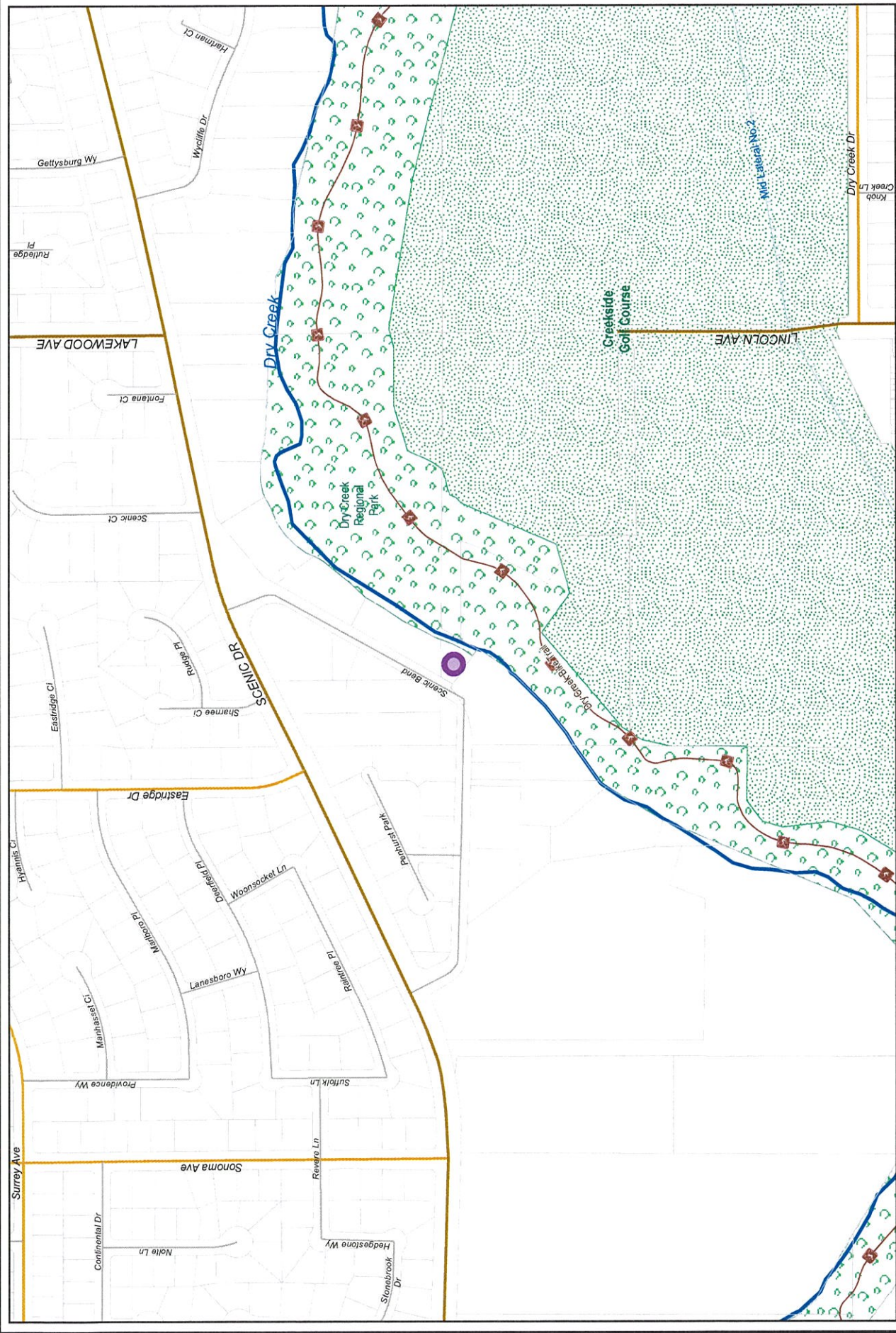
Budget+Prop. Inc./Dec. Available+Prop. Inc./Dec.
 2,217,498 2,068,642



City of Modesto

Project #: 100537

UPP - Scenic Sewer Lift Station (Suspended)



UPP - Scenic Sewer Lift Station (Suspended)

100537

Capital Un-sponsored

Cost Center: 49999 **Category:** Wastewater **Start Date:** 2005
Hosting Fund: Sewer Operations Fund-4210 **Type Class:** Wastewater Utility **End Date:** 2016
Element Listing: Comm Svcs & Fac **Area:** Within City **Status:** Active
Classification: Improvements **Manager:** Franco, Jesse **Const. Code:** To be Closed

Proj Desc: This project provides funding for replacement of deteriorating pumps, valves, piping, and electrical control gear. This lift station will require capacity expansion due to increased neighborhood flows and conversion from dry-pit type to submersible type lift station, which will eliminate unsafe confined space entry conditions. New development will contribute proportional share costs to this project, which will be identified through sewer capacity studies.

Proj Stat: Construction has been completed. To be closed by end of FY 16-17.

Expenditures	Budget	Actual+Commit	Available	Prop. Inc./Dec. for 17-18	Budget+Prop. Inc./Dec.	Avail.+Prop. Inc./Dec.	18-19	19-20	20-21	21-22	Total Budgeted up to 2022
CA Construction Admin	238,229	202,635	35,594	0	238,229	35,594	0	0	0	0	238,229
CON Construction	1,575,345	1,575,344	1	0	1,575,345	1	0	0	0	0	1,575,345
CTGY Contingency - CIP	157,535	111,340	46,195	0	157,535	46,195	0	0	0	0	157,535
EDA Eng/Design/Admin	329,814	306,940	22,874	0	329,814	22,874	0	0	0	0	329,814
Expenditure Totals:	2,300,923	2,196,259	104,664	0	2,300,923	104,664	0	0	0	0	2,300,923

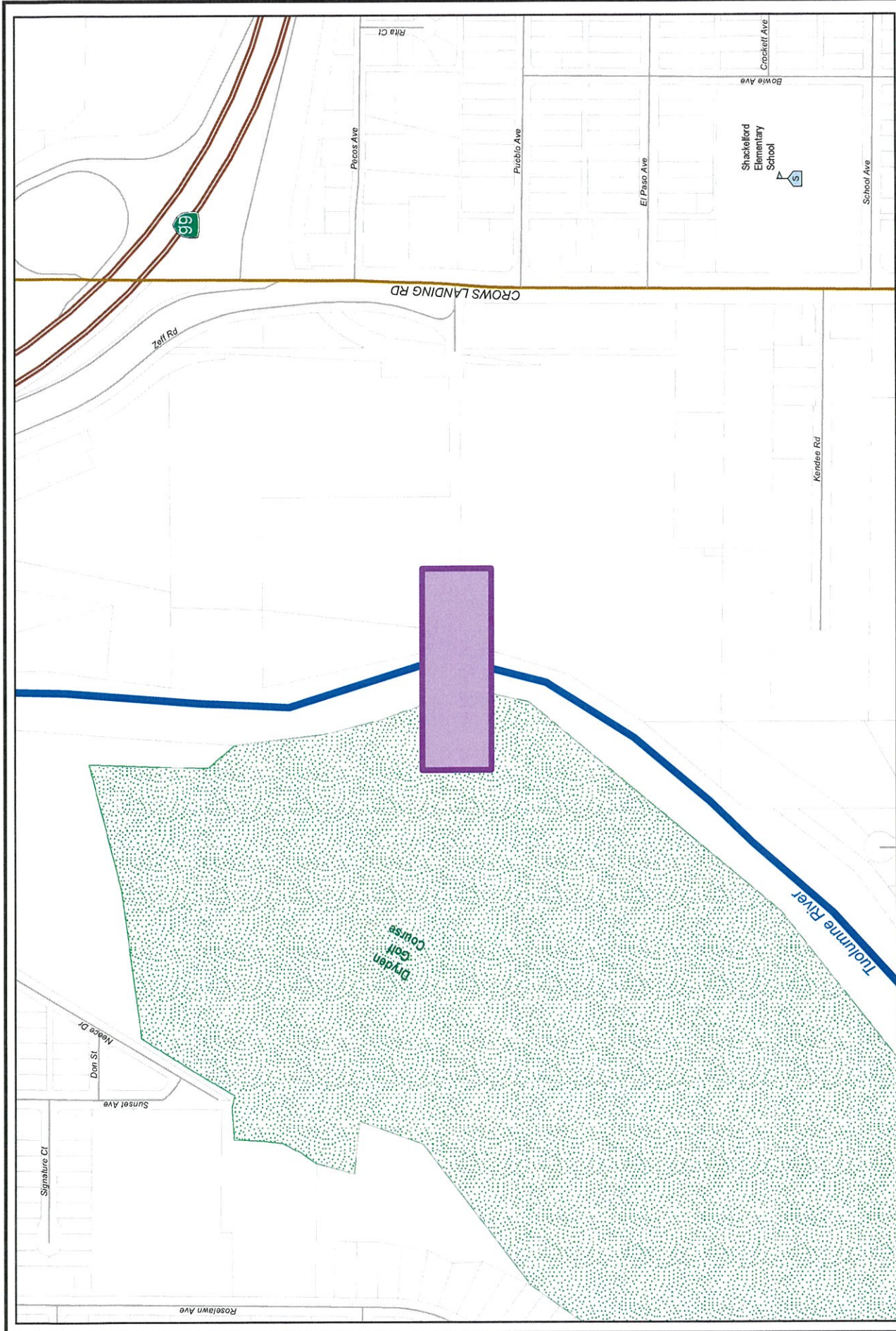
Fund Balance Required Budget+Prop. Inc./Dec. Available+Prop. Inc./Dec.
 Sewer Operations Fund-4210 2,300,923 104,664



City of Modesto

Project #: 100544

UPP - Shackelford Crossing (Suspended)



UPP - Shackelford Crossing (Suspended)

100544

Capital Un-sponsored

Cost Center: 49999 **Category:** Wastewater **Start Date:** 2002
Hosting Fund: Sewer Operations Fund-4210 **Type Class:** Rehabilitation - Collections **End Date:** 2017
Element Listing: Comm Svcs & Fac **Area:** Infill Areas **Status:** Active
Classification: Improvements **Manager:** Franco, Jesse **Const. Code:** To be Closed

Proj Desc: The Shackelford Crossing project will upgrade and rehabilitate the existing sewer crossing, which is under capacity and deteriorating. This project will use Horizontal Directional Drilling (HDD) to install new sewer lines under the Tuolumne River.

Proj Stat: Construction has been completed. Project to be accepted and enter into one-year warranty period. Project to be closed by end of FY 16-17.

Revenues	Budget	Actuals+Commit	Available	Prop. Inc./Dec. for 17-18	Bud + Prop. Incr/Decr	Avail.+ Prop. Incr/Decr	18-19	19-20	20-21	21-22	Total Budgeted up to 2022
47020 Refunds, Damages, and Cost Recovery	0	1,974	-1,974	0	0	-1,974	0	0	0	0	0
Revenue Totals:	0	1,974	-1,974	0	0	-1,974	0	0	0	0	0

Expenditures	Budget	Actual+Commit	Available	Prop. Inc./Dec. for 17-18	Budget+Prop. Inc./Dec.	Avail.+Prop. Inc./Dec.	18-19	19-20	20-21	21-22	Total Budgeted up to 2022
CA Construction Admin	249,499	201,129	48,370	0	249,499	48,370	0	0	0	0	249,499
CON Construction	2,057,562	2,057,562	0	0	2,057,562	0	0	0	0	0	2,057,562
CTGY Contingency - CIP	149,605	8,144	141,461	0	149,605	141,461	0	0	0	0	149,605
EDA Eng/Design/Admin	698,024	681,953	16,071	0	698,024	16,071	0	0	0	0	698,024
ENV CIP - Environmental	14,500	8,324	6,176	0	14,500	6,176	0	0	0	0	14,500
LA Land Acquisition	97,500	97,470	30	0	97,500	30	0	0	0	0	97,500
PD Project Development	583	582	1	0	583	1	0	0	0	0	583
Expenditure Totals:	3,267,273	3,055,163	212,110	0	3,267,273	212,110	0	0	0	0	3,267,273

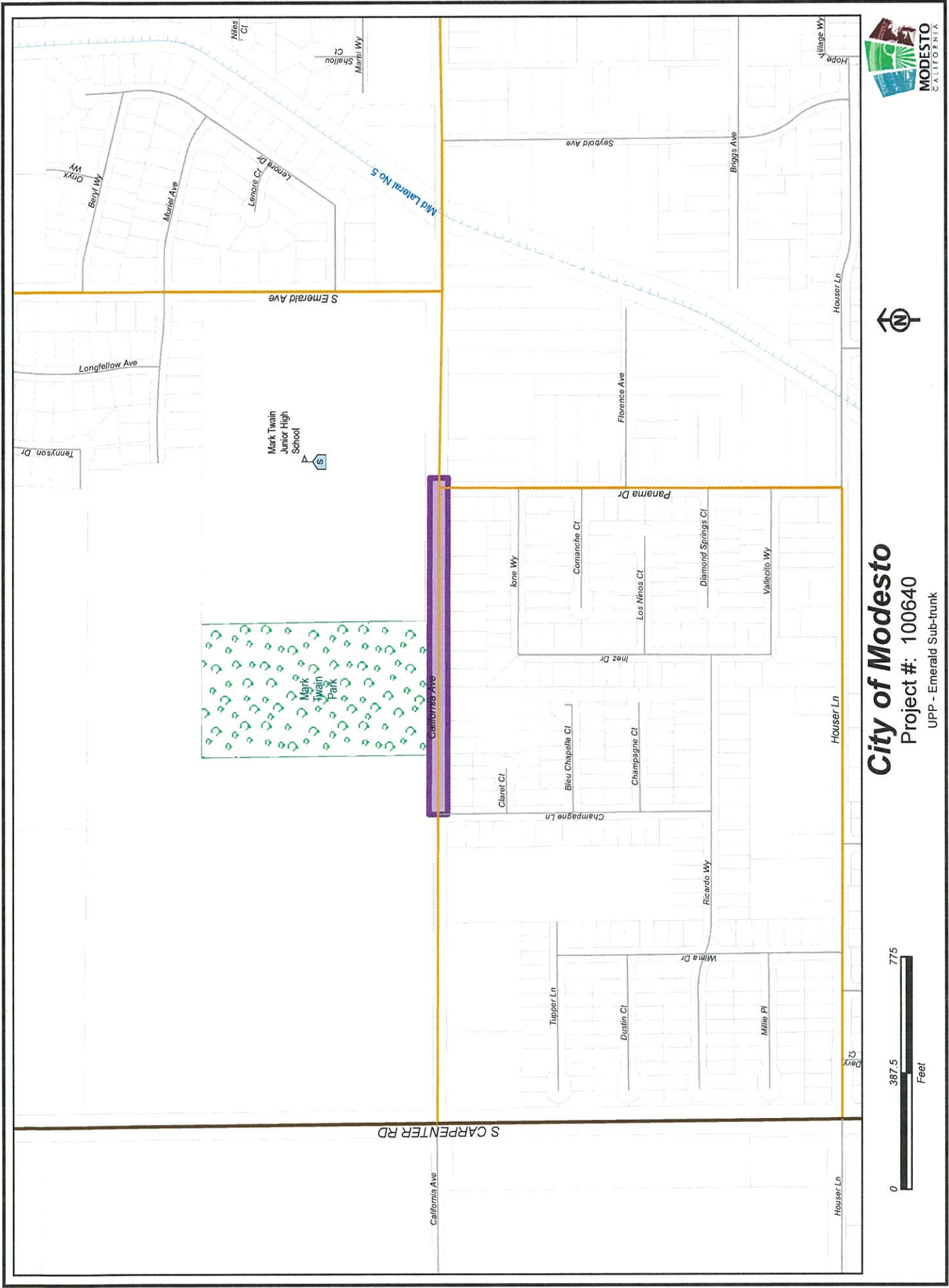
Fund Balance Required	Budget+Prop. Inc./Dec.	Available+Prop. Inc./Dec.
Sewer Operations Fund-4210	3,267,273	214,085



City of Modesto

Project #: 100640


UPP - Emerald Sub-trunk



S CARPENTER RD

California Ave

Mark Twain Junior High School



Mark Twain Junior High School

S Emerald Ave

Longfellow Ave

Md Lateral No 5

Houser Ln

Millie Pl

Dustin Ct

Tupper Ln

Wilma Dr

Ricardo Wy

Champagne Ln

Claret Ct

Bleu Chapelle Ct

Champagne Ct

Inez Dr

Los Ninos Ct

Comanche Ct

Ione Wy

Vallecito Wy

Diamond Springs Ct

Panama Dr

Florence Ave

Briggs Ave

Seybold Ave

Hope Village Wy

Houser Ln

Mami Wy

Shallow Ct

Niles Ct

Maribel Ave

Lenore Ct

Beryl Wy

ONYX Wy

Tennyson Dr

UPP - Emerald Sub-trunk

100640

Capital Un-sponsored

Cost Center: 49999
Hosting Fund: Sewer Operations Fund-4210
Element Listing: Comm Svcs & Fac
Classification: Improvements
Category: Wastewater
Type Class: Wastewater Utility
Area: Within City
Manager: Franco, Jesse
Start Date: 2014
End Date: 2020
Status: New
Const. Code: New or Future

Proj Desc: This project will provide funding to replace approximately 833-ft of 10-inch diameter sewer trunk with 15-inch diameter pipe on California Avenue, from California Lift Station to the Emerald Trunk. This project is identified as Project E-6 in the Wastewater Master Plan.

Proj Stat: Project design has been deferred due to repriorizing of projects. Design to begin in FY18-19. Construction to begin in FY19-20.

Expenditures	Budget	Actual+Commit	Available	Prop. Inc./Dec. for 17-18	Budget+Prop. Inc./Dec.	Avail.+Prop. Inc./Dec.	18-19	19-20	20-21	21-22	Total Budgeted up to 2022
CA Construction Admin	0	0	0	0	0	0	0	59,827	0	0	59,827
CON Construction	0	0	0	0	0	0	0	498,560	0	0	498,560
CTGY-CIP Contingency - CIP	0	0	0	0	0	0	0	49,856	0	0	49,856
EDA Eng/Design/Admin	2,923	1,087	1,836	0	2,923	1,836	52,957	0	0	0	55,880
Expenditure Totals:	2,923	1,087	1,836	0	2,923	1,836	52,957	608,243	0	0	664,123

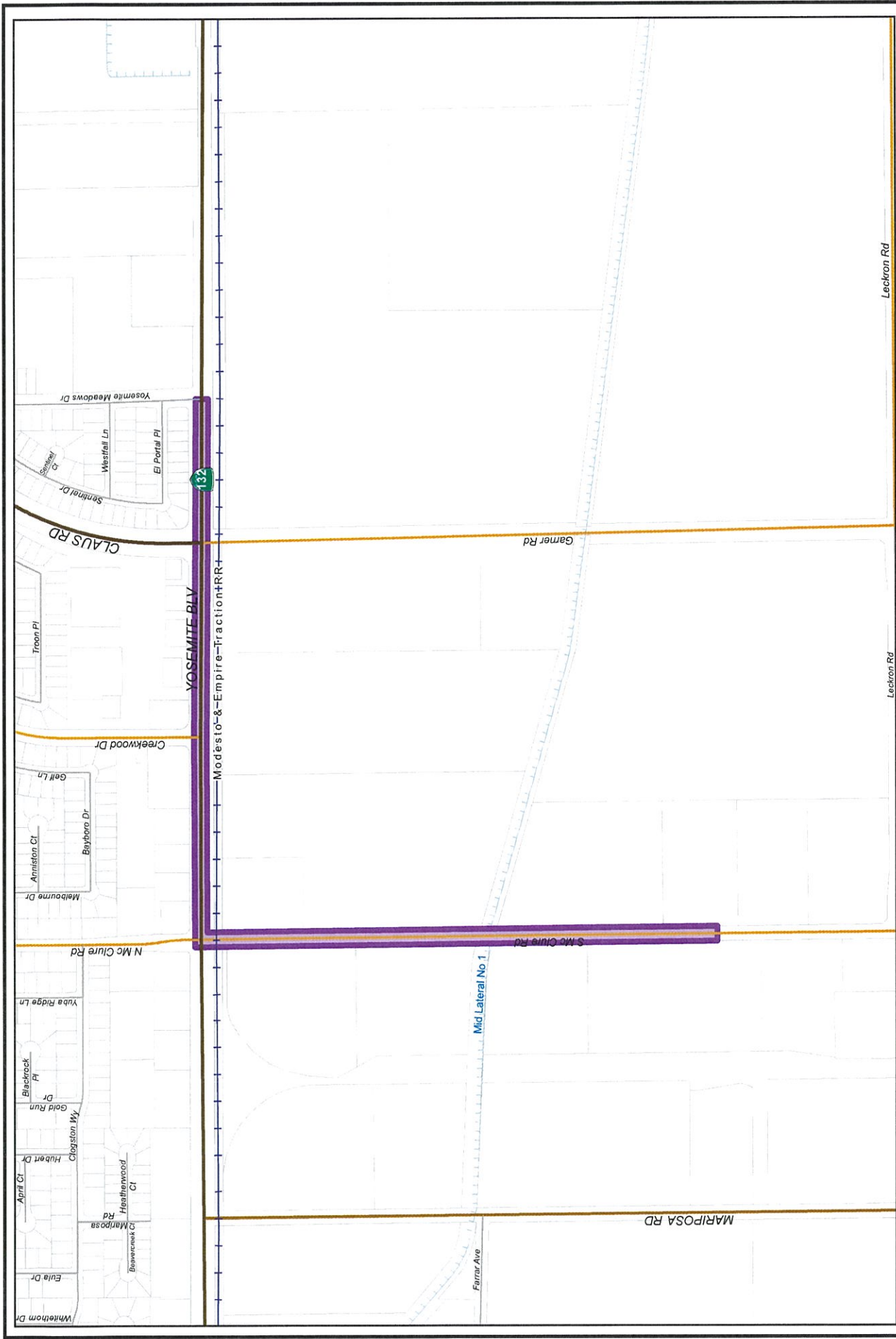
Fund Balance Required	Budget+Prop. Inc./Dec.	Available+Prop. Inc./Dec.
Sewer Operations Fund-4210	2,923	1,836



City of Modesto

Project #: 100641

UPP - Empire Trunk



UPP - Empire Trunk

100641

Capital Un-sponsored

Cost Center: 49999 **Category:** Wastewater **Start Date:** 2012
Hosting Fund: Sewer Operations Fund-4210 **Type Class:** Wastewater Utility **End Date:** 2018
Element Listing: Comm Svcs & Fac **Area:** Within City **Status:** Active
Classification: Improvements **Manager:** Franco, Jesse **Const. Code:** Not Awarded

Proj Desc: This project will provide funding to replace approximately 5,024 of 10-inch diameter sewer trunk with 15-inch diameter pipe. The existing 10-inch diameter sewer trunk flows west from Empire along Yosemite Boulevard, then south on McClure Road before reaching the River Trunk. This project is identified as Project EM-1 in the Wastewater Master Plan.

Proj Stat: Phase construction to begin early 2016. Phase 1 to be installed by Beard Land through reimbursement agreement. Phase 2 to be bid and constructed in fall FY17/18..

Expenditures

	Budget	Actual+Commit	Available	Prop. Inc./Dec. for 17-18	Budget+Prop. Inc./Dec.	Avail.+Prop. Inc./Dec.	18-19	19-20	20-21	21-22	Total Budgeted up to 2022
CA Construction Admin	221,125	25,247	195,879	0	221,125	195,879	0	0	0	0	221,125
CON Construction	1,842,578	0	1,842,578	0	1,842,578	1,842,578	0	0	0	0	1,842,578
CTGY-CIP Contingency - CIP	184,258	0	184,258	0	184,258	184,258	0	0	0	0	184,258
EDA Eng/Design/Admin	225,707	171,110	54,597	0	225,707	54,597	0	0	0	0	225,707
Expenditure Totals:	2,473,668	196,356	2,277,312	0	2,473,668	2,277,312	0	0	0	0	2,473,668

Fund Balance Required

Sewer Operations Fund-4210

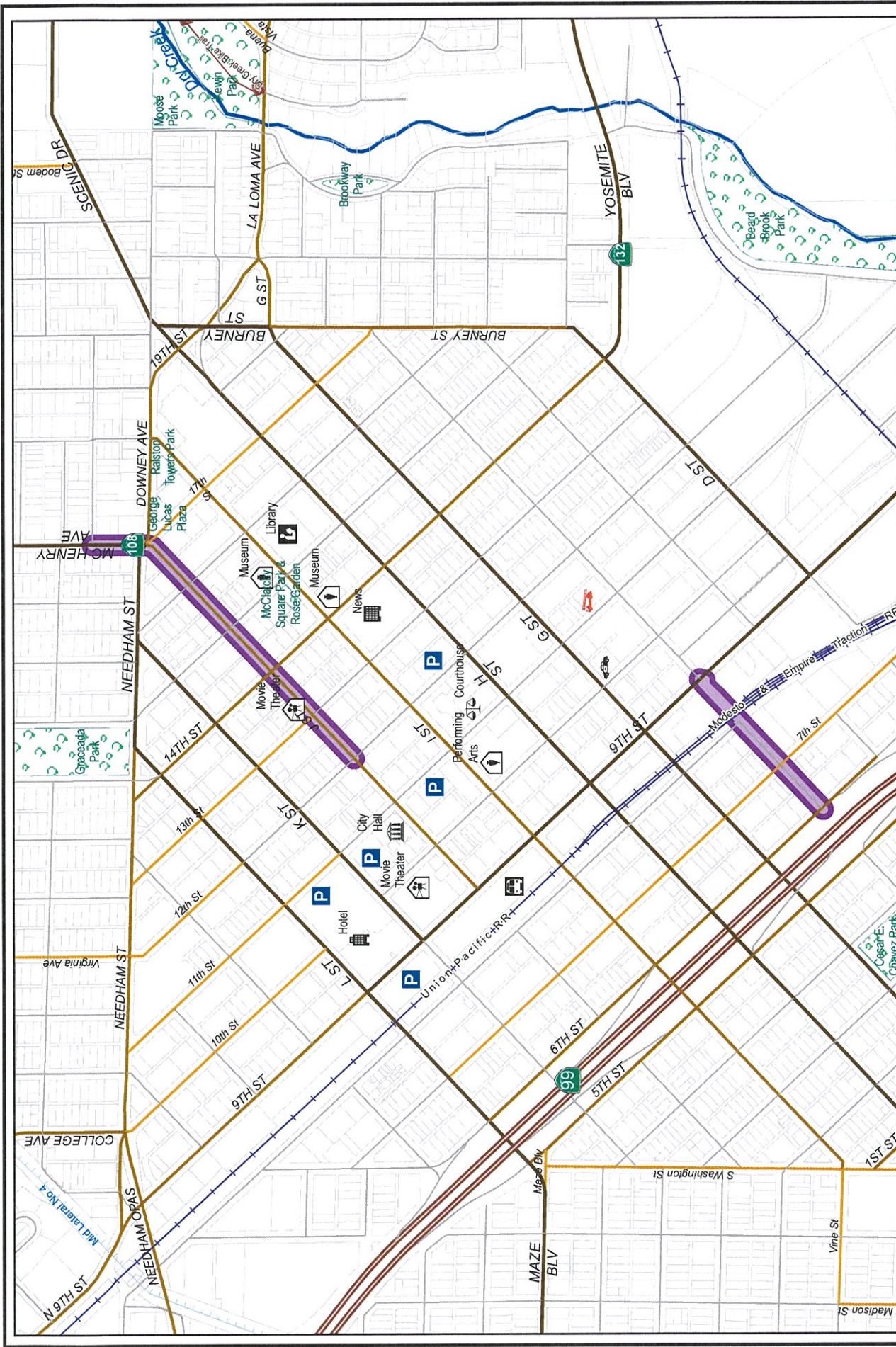
Budget+Prop. Inc./Dec. Available+Prop. Inc./Dec.
 2,473,668 2,277,312



City of Modesto

Project #: 100642

UPP - Downtown Sewer Improvements - F Street and D Street



UPP - Downtown Sewer Improvements - F Street and D Street

100642

Capital Un-sponsored

Cost Center: 49999 **Category:** Wastewater **Start Date:** 2013
Hosting Fund: Sewer Operations Fund-4210 **Type Class:** Wastewater Utility **End Date:** 2020
Element Listing: Comm Svcs & Fac **Area:** Within City **Status:** Active
Classification: Improvements **Manager:** Franco, Jesse **Const. Code:** Not Awarded

Proj Desc: This project will provide funding to replace the existing sewer main on F Street from 6th Street to Burney Street, as well as improvements to sewer mains connecting to the F Street main. The D Street sewer system will also be realigned to connect to the new F Street main. The Wastewater Master Plan identified improvements to the F Street sewer (DT-5) and D Street sewer (DT-3, DT-4). These improvements are being combined under this project.

Proj Stat: Design is scheduled to begin spring FY17/18. Construction anticipated for FY 18/19.

Expenditures	Budget	Actual+Commit	Available	Prop. Inc./Dec. for 17-18	Budget+Prop. Inc./Dec.		Avail.+Prop. Inc./Dec.		20-21	21-22	Total Budgeted up to 2022
					Inc./Dec.	Inc./Dec.	Inc./Dec.	Inc./Dec.			
CA Construction Admin	0	0	0	0	0	0	0	0	0	0	0
CON Construction	0	0	0	0	0	0	0	0	0	0	1,200,000
CTGY Constingency - CIP	0	0	0	0	0	0	0	0	0	0	120,000
EDA Eng/Design/Admin	200,000	11,789	188,211	0	200,000	188,211	39,595	0	0	0	239,595
Expenditure Totals:	200,000	11,789	188,211	0	200,000	188,211	1,479,595	0	0	0	1,679,595

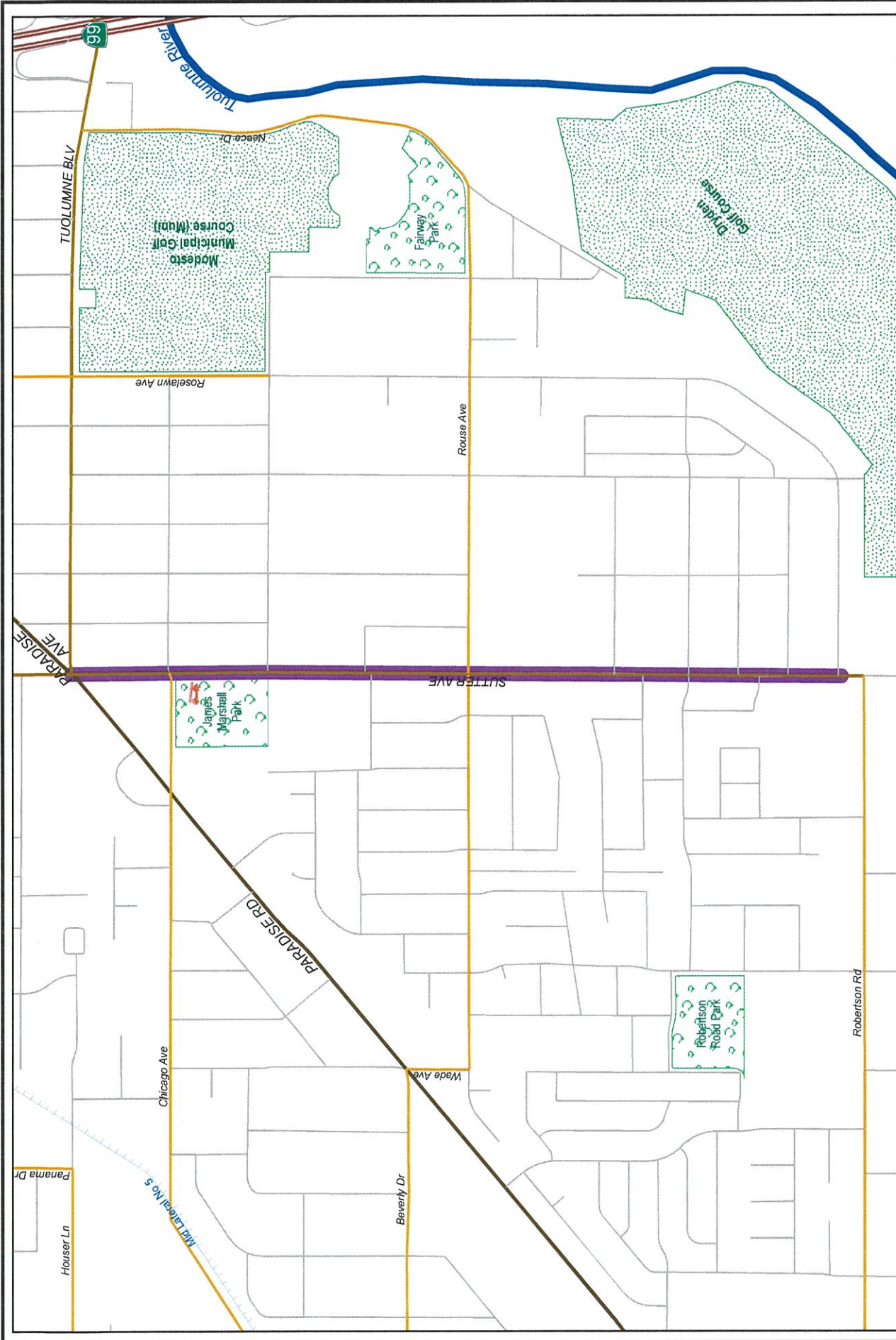
Fund Balance Required	Budget+Prop. Inc./Dec.	Availible+Prop. Inc./Dec.
Sewer Operations Fund-4210	200,000	188,211



City of Modesto

Project #: 100646

UPP - River Trunk Realignment



UPP - River Trunk Realignment

100646

Capital Unspent

Cost Center: 49999 **Category:** Wastewater **Start Date:** 2012
Hosting Fund: Sewer Operations Fund-4210 **Type Class:** Wastewater Utility **End Date:** 2021
Element Listing: Comm Svcs & Fac **Area:** Within City **Status:** Active
Classification: Improvements **Manager:** Franco, Jesse **Const. Code:** Not Awarded
Proj Desc: This project will provide funding to combine Wastewater Master Plan CIPs (Sutter Trunks S-1, S-2, S-3, RV-1) to realign the River Trunk away from the Tuolumne River.
Proj Stat: Final design to begin early 2016 with phased construction. First phase of construction to begin in FY17-18.

Expenditures

	Budget	Actual+Commit	Available	Prop. Inc./Dec. for 17-18	Budget+Prop. Inc./Dec.	Avail.+Prop. Inc./Dec.	18-19	19-20	20-21	21-22	Total Budgeted up to 2022
CA Construction Admin	0	0	0	800,000	800,000	800,000	2,000,000	2,000,000	0	0	4,800,000
CON Construction	0	0	0	10,000,000	10,000,000	10,000,000	25,000,000	25,000,000	0	0	60,000,000
CTGY Consingency - CIP	0	0	0	800,000	800,000	800,000	2,000,000	2,000,000	0	0	4,800,000
EDA Eng/Design/Admin	5,754,557	5,590,631	163,926	800,000	6,554,557	963,926	2,000,000	2,000,000	0	0	10,554,557
LA Land Acquisition	15,000	0	15,000	0	15,000	15,000	0	0	0	0	15,000
Expenditure Totals:	5,769,557	5,590,631	178,926	12,400,000	18,169,557	12,578,926	31,000,000	31,000,000	0	0	80,169,557

Fund Balance Required

Sewer Operations Fund-4210


Budget+Prop. Inc./Dec. 18,169,557
 Available+Prop. Inc./Dec. 12,578,926



City of Modesto

Project #: 100648

UPP - New Jennings WQC Entrance/Exit



UPP - New Jennings WQC Entrance/Exit

100648

Capital Un-sponsored

Cost Center: 49999 **Category:** Wastewater **Start Date:** 2013
Hosting Fund: Sewer Operations Fund-4210 **Type Class:** Wastewater Utility **End Date:** 2018
Element Listing: Comm Svcs & Fac **Area:** Within City **Status:** Active
Classification: Improvements **Manager:** Franco, Jesse **Const. Code:** Not Awarded

Proj Desc: This project will provide funding for a new entrance into the Jennings Treatment Plant as well as street overlay improvements on Jennings Road from Taylor Road to Monte Vista.
Proj Stat: Design anticipated to be complete Fall 2017. Construction anticipated to be early 2018.

Expenditures	Budget	Actual+Commit	Available	Prop. Inc./Dec. for 17-18	Budget+Prop. Inc./Dec.	Avail.+Prop. Inc./Dec.	18-19	19-20	20-21	21-22	Total Budgeted up to 2022
CA Construction Admin	49,180	67	49,113	0	49,180	49,113	0	0	0	0	49,180
CON Construction	409,836	0	409,836	0	409,836	409,836	0	0	0	0	409,836
CTGY-CIP Contingency - CIP	40,984	0	40,984	0	40,984	40,984	0	0	0	0	40,984
EDA Eng/Design/Admin	65,000	44,470	20,530	0	65,000	20,530	0	0	0	0	65,000
Expenditure Totals:	565,000	44,537	520,463	0	565,000	520,463	0	0	0	0	565,000

Fund Balance Required	Budget+Prop. Inc./Dec.	Available+Prop. Inc./Dec.
Sewer Operations Fund-4210	565,000	520,463



City of Modesto

Project #: 100678

UPP - Rumble Trunk



Londonberry Rd

Southampton Ln

Bristol Ln

Stratford Ln

Shaftsbury Ct

Warwick Ln

Higgle Rd

Heartwood Wy

Parkwood Ct

Parkwood Dr

Terrace Pl

Bel Passi Dr

Crestwood Dr

Sherfield Ln

Claremont Ave

E RUMBLE RD

Windsor Ln

Maud Kump Terrace

Chalfant Ct

Worthington Dr

Sherwood Elementary School

Sherwood Park

Robin Hood Dr

Little John Ln

Tuxford Ln

King Richard Ln

Hampshire Ln

UPP - Rumble Trunk

100678

Capital Un-sponsored

Cost Center: 49999 **Category:** Wastewater **Start Date:** 2013
Hosting Fund: Sewer Operations Fund-4210 **Type Class:** Wastewater Utility **End Date:** 2018
Element Listing: Comm Svcs & Fac **Area:** Within City **Status:** Active
Classification: Improvements **Manager:** Franco, Jesse **Const. Code:** Under Construction

Proj Desc: This project will provide funding to replace approximately 2,753-feet of 21-inch diameter pipe with 24-inch diameter pipe on Claremont Avenue from Worthington Drive to Highgate Road. This project is identified as Project R-1 in the Wastewater Master Plan.

Proj Stat: Construction scheduled for spring 2017. Project to be completed by end of 2017.

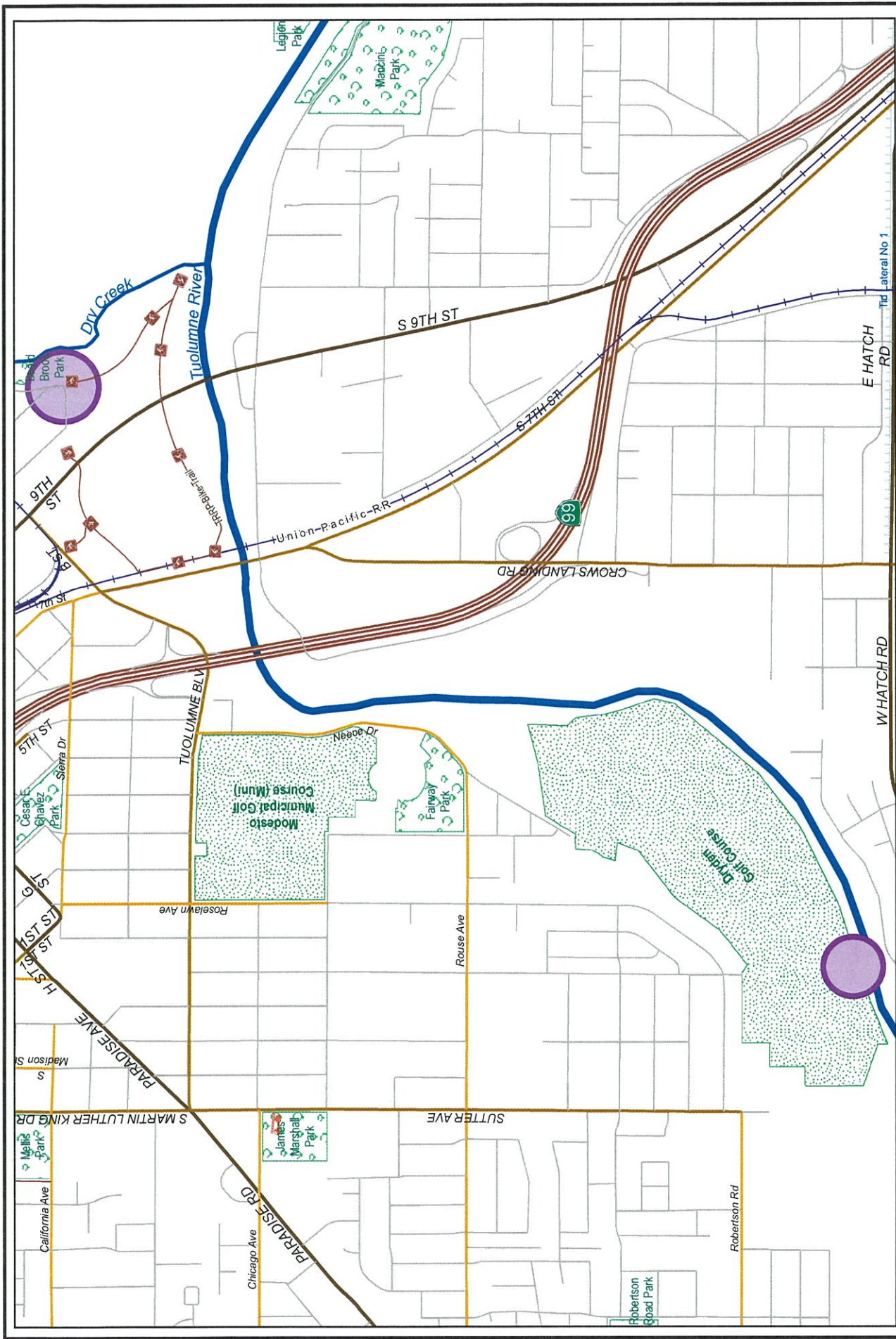
Expenditures	Budget	Actual+Commit	Available	Prop. Inc./Dec. for 17-18	Budget+Prop. Inc./Dec.	Avail.+Prop. Inc./Dec.	18-19	19-20	20-21	21-22	Total Budgeted up to 2022
CA Construction Admin	246,001	735	245,266	0	246,001	245,266	0	0	0	0	246,001
CON Construction	2,050,005	0	2,050,005	0	2,050,005	2,050,005	0	0	0	0	2,050,005
CTGY-CIP Contingency - CIP	205,000	0	205,000	0	205,000	205,000	0	0	0	0	205,000
EDA Eng/Design/Admin	266,501	117,941	148,560	0	266,501	148,560	0	0	0	0	266,501
Expenditure Totals:	2,767,507	118,676	2,648,831	0	2,767,507	2,648,831	0	0	0	0	2,767,507

Fund Balance Required	Budget+Prop. Inc./Dec.	Available+Prop. Inc./Dec.
Sewer Operations Fund-4210	2,767,507	2,648,831



City of Modesto
 Project #: 100679

UTL - Cannery Segregation Diversion Structure



UTL - Cannery Segregation Diversion Structure

100679

Capital Un-sponsored

Cost Center: 49999 **Category:** Wastewater **Start Date:** 2013
Hosting Fund: Sewer Operations Fund-4210 **Type Class:** Wastewater Utility **End Date:** 2017
Element Listing: Comm Svcs & Fac **Area:** Within City **Status:** Active
Classification: Improvements **Manager:** Franco, Jesse **Const. Code:** Under Construction

Proj Desc: This project will provide funding to install a new diversion structure from the Cannery Segregation Trunk to the River Trunk. The diversion structure will be located on the bluff between Tuolumne Blvd. and 7th Street.

Proj Stat: Construction to be completed by end of FY 16/17.

Expenditures	Budget	Actual+Commit	Available	Prop. Inc./Dec. for 17-18	Budget+Prop. Inc./Dec.	Avail.+Prop. Inc./Dec.	18-19	19-20	20-21	21-22	Total Budgeted up to 2022
CA Construction Admin	155,608	91,872	63,736	0	155,608	63,736	0	0	0	0	155,608
CON Construction	1,290,439	1,290,439	0	0	1,290,439	0	0	0	0	0	1,290,439
CTGY-CIP Contingency - CIP	193,566	0	193,566	0	193,566	193,566	0	0	0	0	193,566
EDA Engj/Design/Admin	222,449	215,436	7,013	0	222,449	7,013	0	0	0	0	222,449
Expenditure Totals:	1,862,062	1,597,748	264,314	0	1,862,062	264,314	0	0	0	0	1,862,062

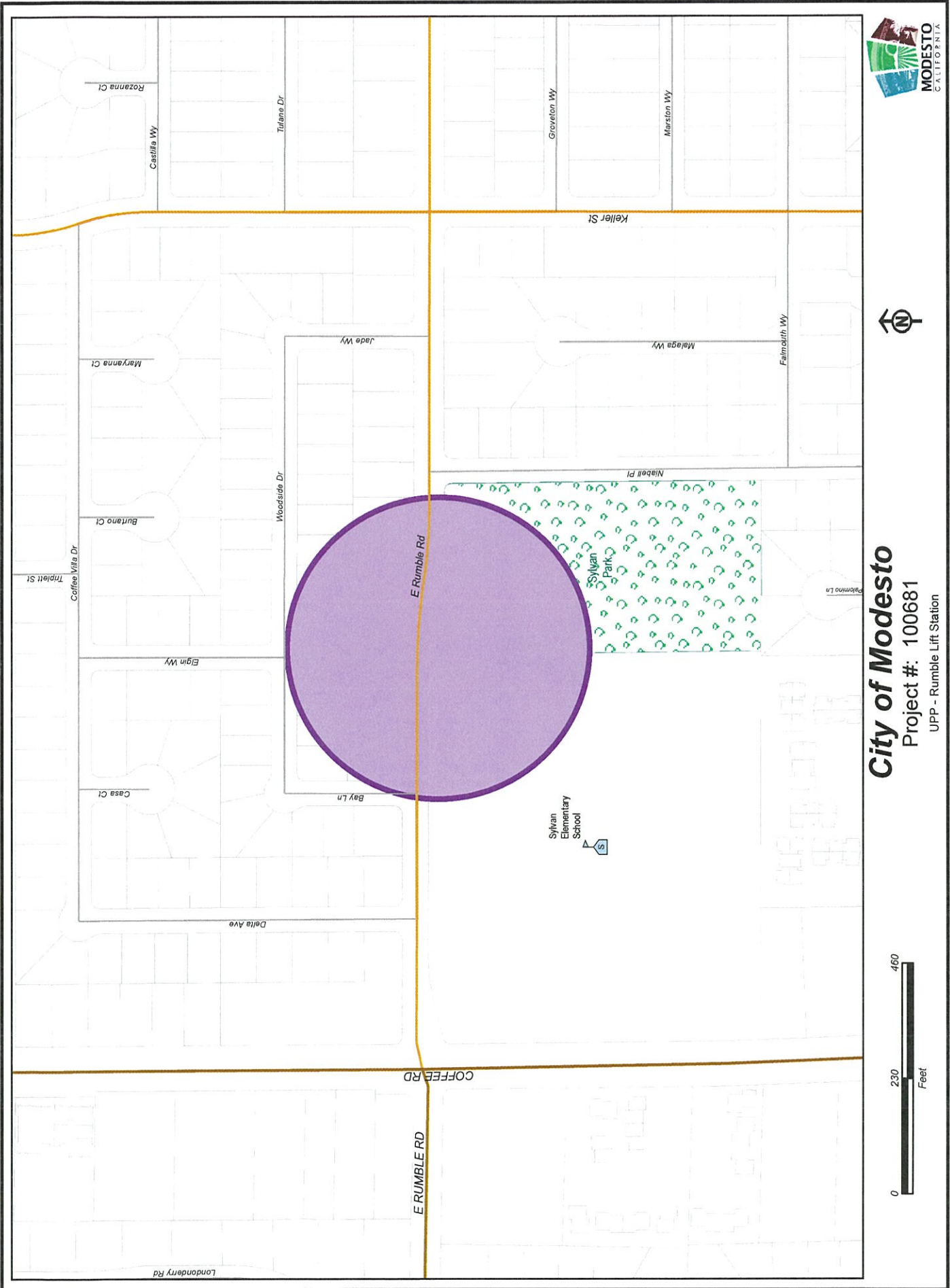
Fund Balance Required	Budget+Prop. Inc./Dec.	Available+Prop. Inc./Dec.
Sewer Operations Fund-4210	1,862,062	264,314



City of Modesto

Project #: 100681

UPP - Rumble Lift Station



Londonderry Rd

COFFEE RD

E RUMBLE RD

E Rumble Rd

Sylvan Elementary School



Sylvan Park

Rozanna Ct

Castilla Wy

Tidiane Dr

Grevelton Wy

Marston Wy

Keller St

Maryanna Ct

Jada Wy

Melaga Wy

Falmouth Wy

Burtano Ct

Woodside Dr

Nabell Pl

Coffee Villa Dr
Triplet St

Eigin Wy

Palmiro Ln

Casa Ct

Bay Ln

Delta Ave

UPP - Rumble Lift Station

100681

Capital Un-sponsored

Cost Center: 49999 **Category:** Wastewater **Start Date:** 2013
Hosting Fund: Sewer Operations Fund-4210 **Type Class:** Wastewater Utility **End Date:** 2018
Element Listing: Comm Svcs & Fac **Area:** Within City **Status:** Active
Classification: Improvements **Manager:** Franco, Jesse **Const. Code:** Under Construction

Proj Desc: This project will provide funding to upgrade the existing Rumble Lift Station, identified as Lift Station No. 30 in the Wastewater Master Plan, to allow for the firm capacity to increase from 1.4 mgd to 2.0 mgd.

Proj Stat: Construction to be complete by end of 2017.

Expenditures

	Budget	Actual+Commit	Available	Prop. Inc./Dec. for 17-18	Budget+Prop. Inc./Dec.	Avail.+Prop. Inc./Dec.	18-19	19-20	20-21	21-22	Total Budgeted up to 2022
CA Construction Admin	219,822	19,178	200,644	0	219,822	200,644	0	0	0	0	219,822
CON Construction	1,831,853	1,019,000	812,853	0	1,831,853	812,853	0	0	0	0	1,831,853
CTGY-CIP Contingency - CIP	183,185	0	183,185	0	183,185	183,185	0	0	0	0	183,185
EDA Eng/Design/Admin	238,141	120,831	117,310	0	238,141	117,310	0	0	0	0	238,141
Expenditure Totals:	2,473,001	1,159,010	1,313,991	0	2,473,001	1,313,991	0	0	0	0	2,473,001

Fund Balance Required

Sewer Operations Fund-4210

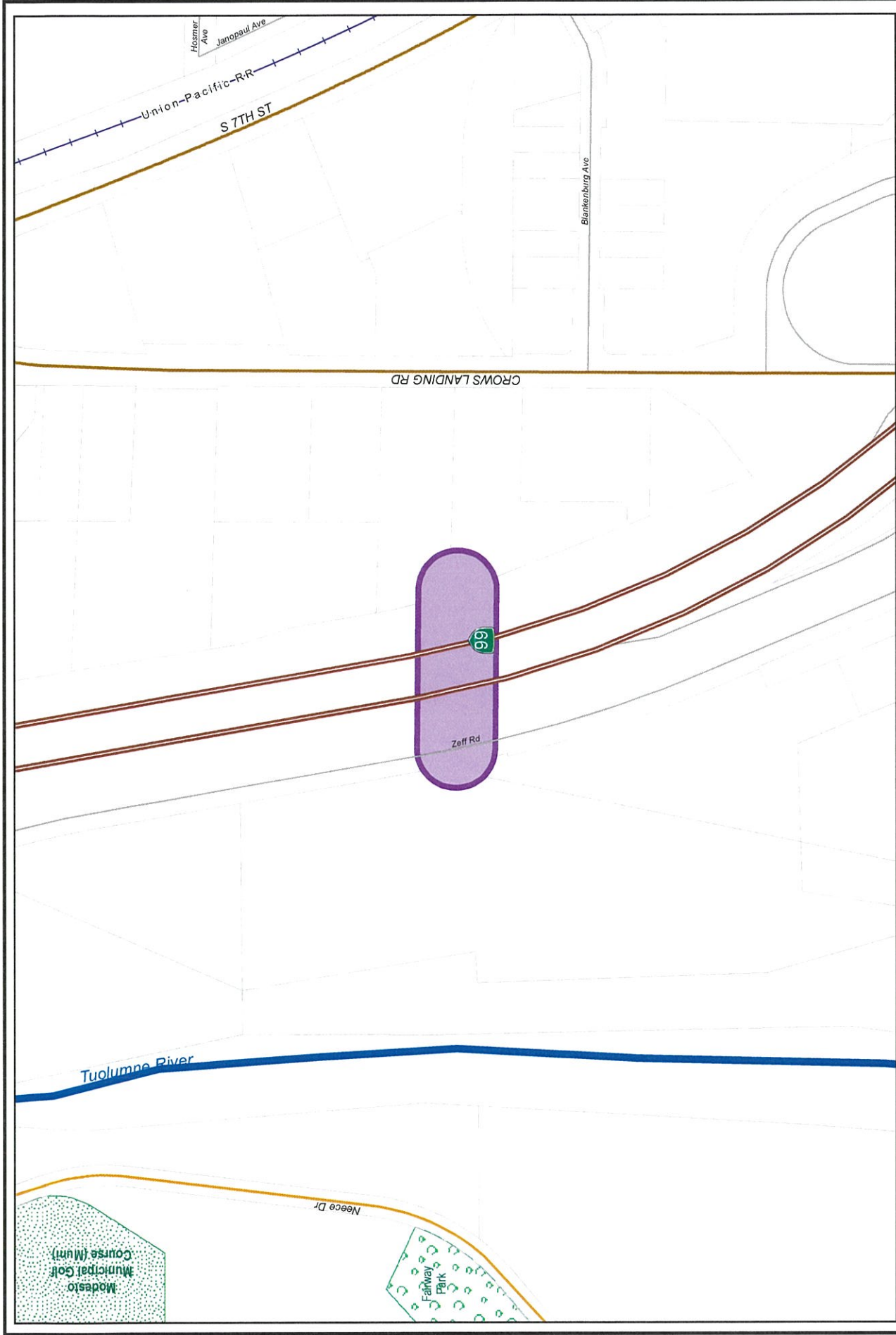
Budget+Prop. Inc./Dec.	Available+Prop. Inc./Dec.
2,473,001	1,313,991



City of Modesto

Project #: 100683

UPP - Ceres Trunk Rehabilitation



UPP - Ceres Trunk Rehabilitation

100683

Capital Un-sponsored

Cost Center: 49999 **Category:** Wastewater **Start Date:** 2013
Hosting Fund: Sewer Operations Fund-4210 **Type Class:** Wastewater Utility **End Date:** 2019
Element Listing: Comm Svcs & Fac **Area:** Within City **Status:** Active
Classification: Improvements **Manager:** Franco, Jesse **Const. Code:** Not Awarded

Proj Desc: This project will provide funding to construct improvements to the Ceres Trunk as identified in the Wastewater Master Plan. Improvements include rehabilitation of the 18-inch, 21-inch, 24-inch diameter Ceres Trunk (C-1), a new 300-foot, 24-inch diameter redundant trunk line (C-2b) to the Ceres Trunk (C2-a) that crosses Highway 99 near Blankenburg Avenue and Crows Landing Road, and rehabilitation of the existing 24-inch diameter trunk (c-2a).

Proj Stat: Construction to begin summer 2017. Project to be completed by spring 2018.

Expenditures	Budget	Actual+Commit	Available	Prop. Inc./Dec. for 17-18	Budget+Prop. Inc./Dec.	Avail. +Prop. Inc./Dec.	18-19	19-20	20-21	21-22	Total Budgeted up to 2022
CA Construction Admin	444,000	114	443,886	0	444,000	443,886	0	0	0	0	444,000
CON Construction	3,700,000	0	3,700,000	0	3,700,000	3,700,000	0	0	0	0	3,700,000
CTGY-CIP Contingency - CIP	370,000	0	370,000	0	370,000	370,000	0	0	0	0	370,000
EDA Eng/Design/Admin	785,447	759,046	26,401	0	785,447	26,401	0	0	0	0	785,447
Expenditure Totals:	5,299,447	759,159	4,540,288	0	5,299,447	4,540,288	0	0	0	0	5,299,447

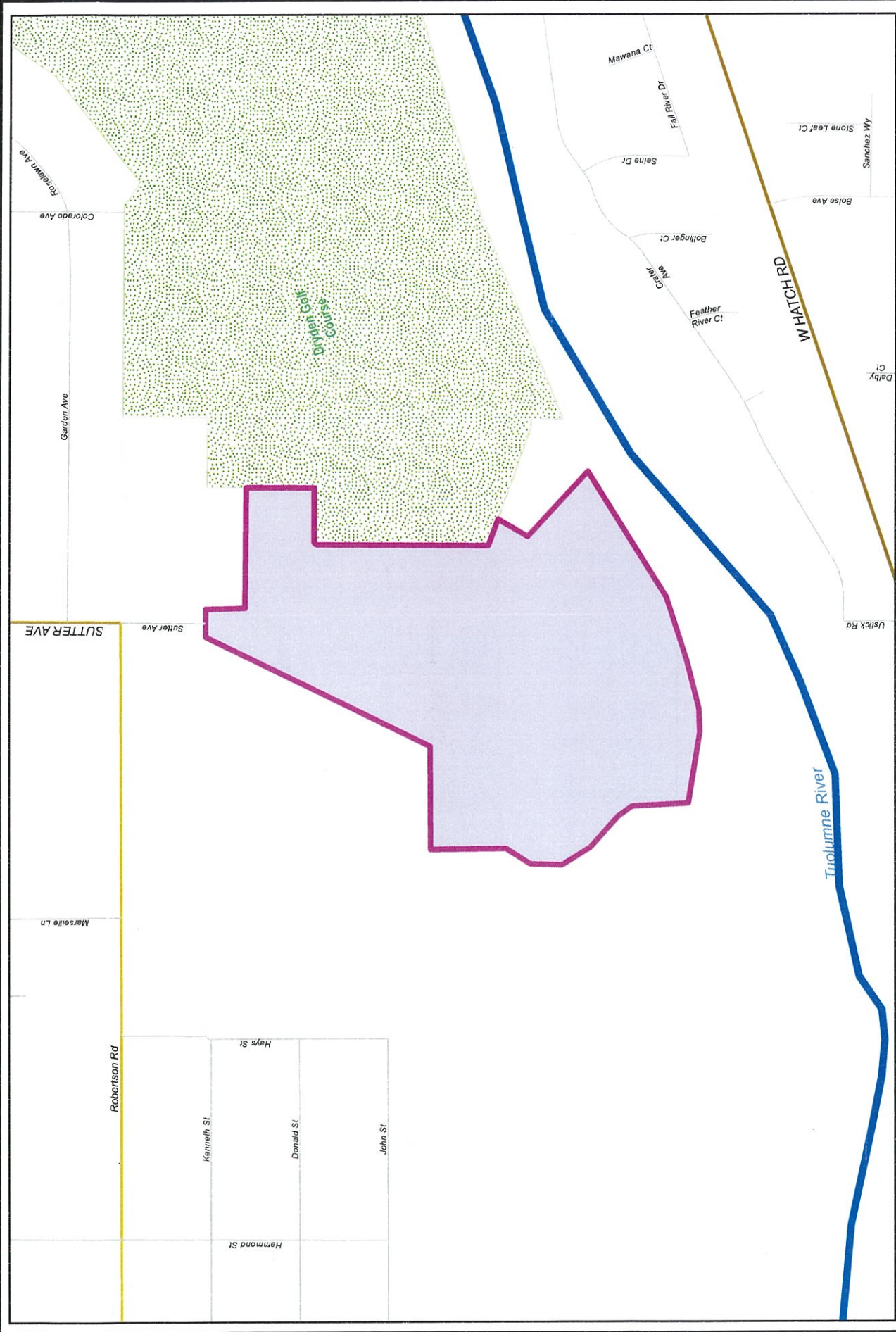
Fund Balance Required	Budget+Prop. Inc./Dec.	Available+Prop. Inc./Dec.
Sewer Operations Fund-4210	5,299,447	4,540,288



City of Modesto

Project #: 100737

UPP - Headworks Improvements at Sutter Ave WQC



Bayleth Golf Course

WHALICH RD

Traskumne River

SUTTER AVE

Robertson Rd

Kenneth St

Donald St

John St

Hays St

Hammond St

Marseille Ln

Sutter Ave

Colorado Ave

Garden Ave

Rosebush Ave

Mawana Ct

Fall River Dr

Saine Dr

Bollinger Ct

Cedar Ave

Feather River Ct

Stone Leaf Ct

Sanchez Wy

Boise Ave

Daby Ct

Usick Rd

UPP - Headworks Improvements at Sutter Ave WQC

100737

Capital Un-sponsored

Cost Center: 49999 **Category:** Wastewater **Start Date:** 2014
Hosting Fund: Sewer Operations Fund-4210 **Type Class:** Wastewater Utility **End Date:** 2020
Element Listing: Comm Svcs & Fac **Area:** Within City **Status:** Active
Classification: Improvements **Manager:** Franco, Jesse **Const. Code:** Not Awarded

Proj Desc: This project will providing funding to evaluate, design and construct the improvements to the City's existing headworks at the Sutter Wastewater Treatment Plant. The proposed scope of work will include modifications to the existing screens and grit removal improvements. This project was identified in the City's 2007 Wastewater Treatment Master Plan.

Proj Stat: Construction to be begin fall 2017. Project estimated to be completed by end of FY18-19.

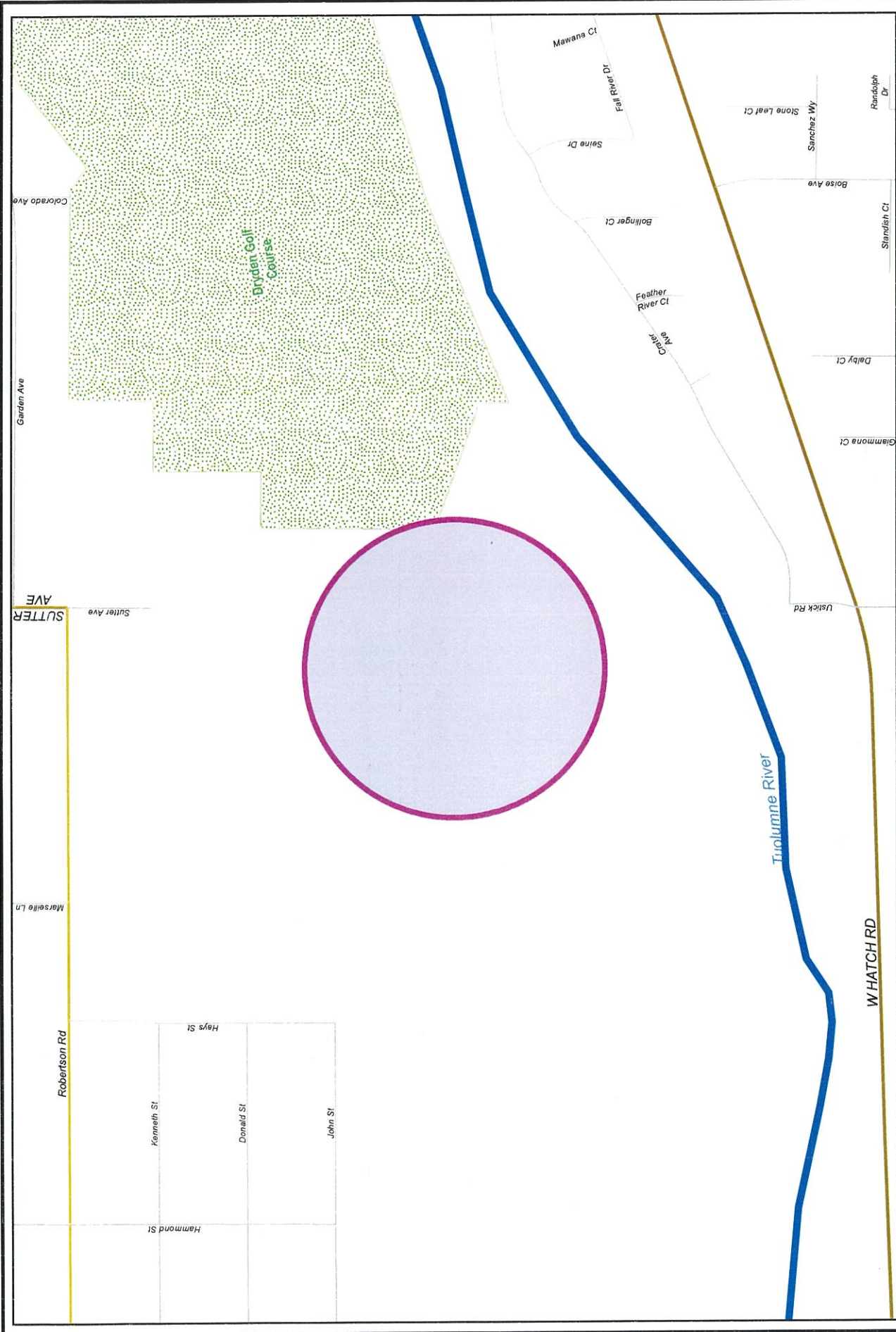
Expenditures	Budget	Actual+Commit	Available	Prop. Inc./Dec. for 17-18	Budget+Prop. Inc./Dec.	Avail.+Prop. Inc./Dec.	18-19	19-20	20-21	21-22	Total Budgeted up to 2022
CA Construction Admin	610,012	35	609,977	0	610,012	609,977	0	0	0	0	610,012
CON Construction	4,852,849	0	4,852,849	0	4,852,849	4,852,849	0	0	0	0	4,852,849
CTGY-CIP Contingency - CIP	508,344	0	508,344	0	508,344	508,344	0	0	0	0	508,344
EDA Eng/Design/Admin	1,015,401	979,454	35,947	0	1,015,401	35,947	0	0	0	0	1,015,401
Expenditure Totals:	6,986,606	979,490	6,007,116	0	6,986,606	6,007,116	0	0	0	0	6,986,606

Fund Balance Required	Budget+Prop. Inc./Dec.	Available+Prop. Inc./Dec.
Sewer Operations Fund-4210	6,986,606	6,007,116



City of Modesto
 Project #: 100738

UPP - Sutter Treatment Plant Improvements (Suspended)



UPP - Sutter Treatment Plant Improvements (Suspended)

100738

Capital Un-sponsored

Cost Center: 49999 **Category:** Wastewater **Start Date:** 2014
Hosting Fund: Sewer Operations Fund-4210 **Type Class:** Wastewater Utility **End Date:** 2017
Element Listing: Comm Svcs & Fac **Area:** Within City **Status:** Active
Classification: Improvements **Manager:** Franco, Jesse **Const. Code:** To be Closed

Proj Desc: This project will provide funding for the rehabilitation of Anaerobic Digesters #1 and 2, and the repair of leaking grit piping. The scope of this project includes a new access way, repair and replacement of deficient digester and grit removal piping, repair of existing tanks, repair of corroded equipment, and installation of safety railing and OSHA-compliant improvements.

Proj Stat: Construction compete. Accepted by Council on 5/10/16, and enter one-year warranty period. To be closed by end of FY16-17.

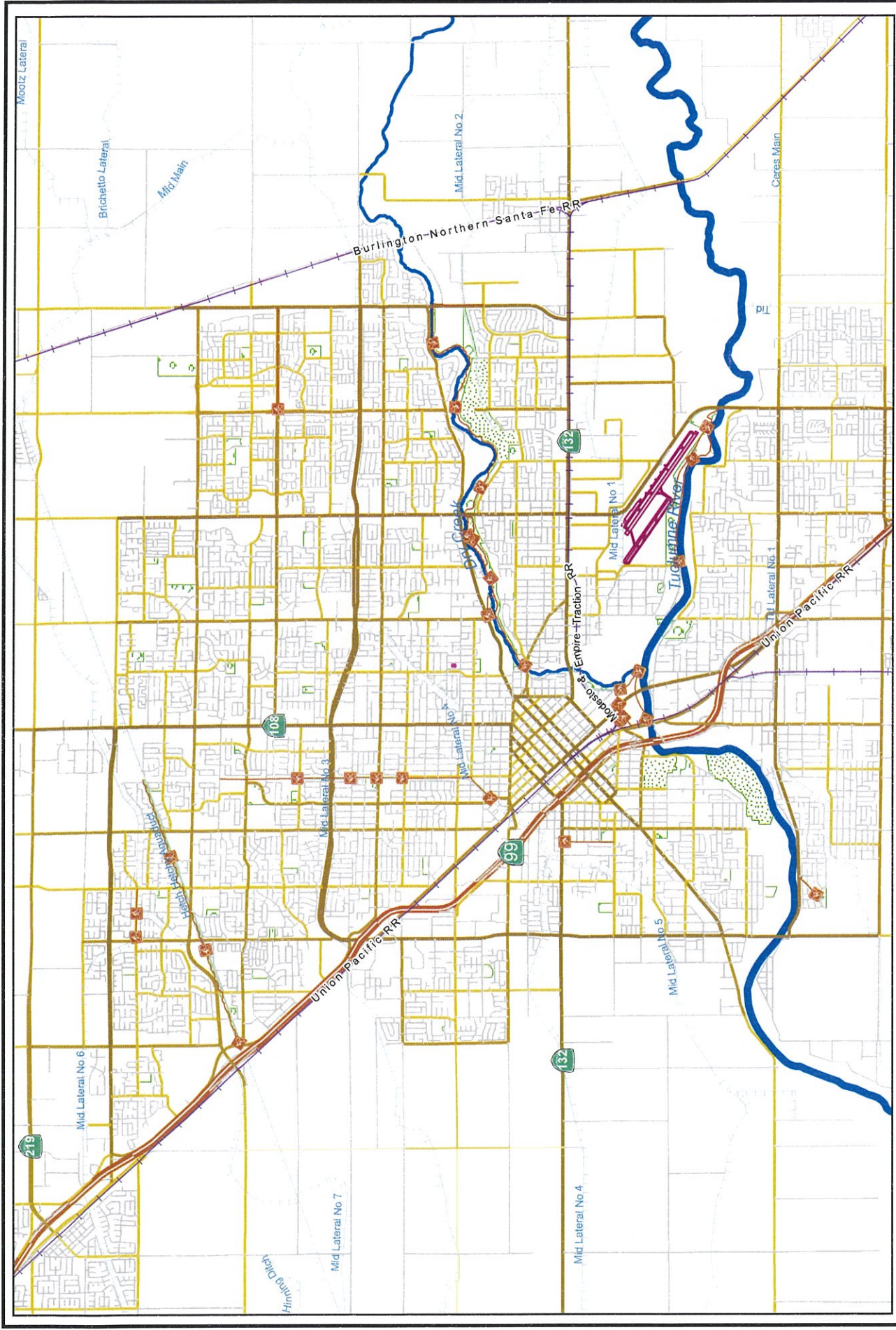
Expenditures

	Budget	Actual+Commit	Available	Prop. Inc./Dec. for 17-18	Budget+Prop. Inc./Dec.	Avail.+Prop. Inc./Dec.	18-19	19-20	20-21	21-22	Total Budgeted up to 2022
CA Construction Admin	262,661	262,602	59	0	262,661	59	0	0	0	0	262,661
CON Construction	1,977,000	1,977,000	0	0	1,977,000	0	0	0	0	0	1,977,000
CTGY-CIP Contingency - CIP	749,160	559,909	189,251	0	749,160	189,251	0	0	0	0	749,160
EDA Eng/Design/Admin	429,774	424,544	5,230	0	429,774	5,230	0	0	0	0	429,774
Expenditure Totals:	3,418,595	3,224,055	194,540	0	3,418,595	194,540	0	0	0	0	3,418,595

Fund Balance Required

Budget+Prop. Inc./Dec.	Available+Prop. Inc./Dec.
3,418,595	194,540

Sewer Operations Fund-4210



City of Modesto

Project #: 100740

UPP - Wastewater Master Plan Updates



UPP - Wastewater Master Plan Updates

100740

Capital Un-sponsored

Cost Center: 49999 **Category:** Wastewater **Start Date:** 2014
Hosting Fund: Sewer Operations Fund-4210 **Type Class:** Wastewater Utility **End Date:** 2018
Element Listing: Comm Svcs & Fac **Area:** Within City **Status:** Active
Classification: Improvements **Manager:** Bond, Jack R **Const. Code:** Not Awarded

Proj Desc: This project provides funding for the preparation of a system-wide Wastewater Collection System and Treatment System Master Plan (WWMP). This includes sewer flow monitoring services, completion of the associated environmental review (CEQA) work, and staff time for managing these efforts. The WWMP will address system capacity to serve existing and future demands; including wastewater needs to comply with any General Plan changes, the recommendations of several ongoing specific planning efforts, wastewater hydraulic modeling updates, and capital improvements for both existing and future customers.

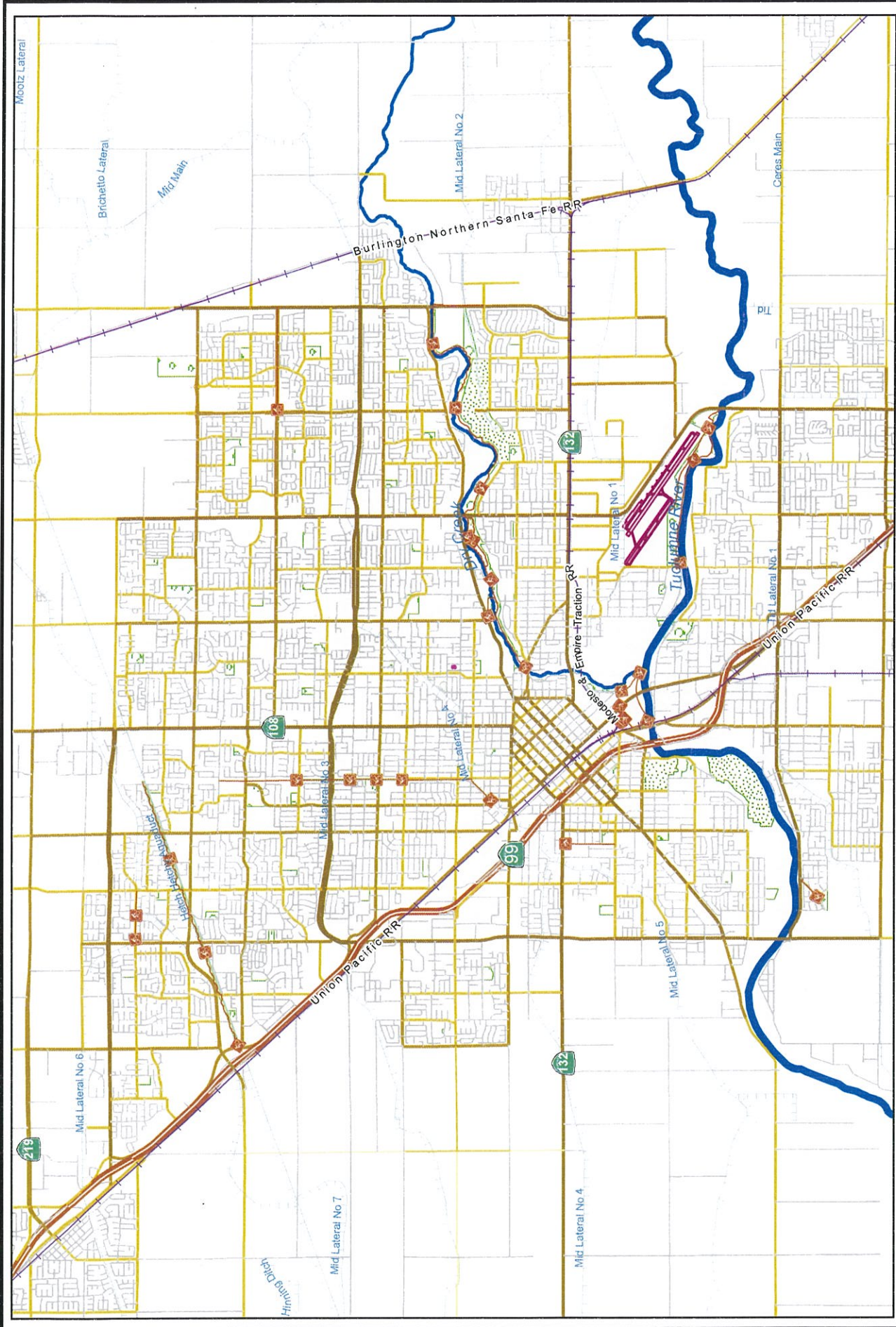
Proj Stat: The WWMP document was completed FY 16/17, and the CEQA work is expected to be complete FY 17/18.

Expenditures

	Budget	Actual+Commit	Available	Prop. Inc./Dec. for 17-18	Budget+Prop. Inc./Dec.	Avail.+Prop. Inc./Dec.	18-19	19-20	20-21	21-22	Total Budgeted up to 2022
EDA Eng/Design/Admin	2,784,500	2,666,442	118,058	0	2,784,500	118,058	0	0	0	0	2,784,500
Expenditure Totals:	2,784,500	2,666,442	118,058	0	2,784,500	118,058	0	0	0	0	2,784,500

Fund Balance Required

Sewer Operations Fund-4210 Budget+Prop. Inc./Dec. 2,784,500 Avail.+Prop. Inc./Dec. 118,058



City of Modesto

Project #: 100763

UPP - 2013-14 Sewer Collection System Replacement (Suspended)



UPP - 2013-14 Sewer Collection System Replacement (Suspended)

100763

Capital Un-sponsored

Cost Center: 49999 **Category:** Wastewater **Start Date:** 2013
Hosting Fund: Sewer Operations Fund-4210 **Type Class:** Wastewater Utility **End Date:** 2016
Element Listing: Comm Svcs & Fac **Area:** Within City **Status:** Active
Classification: Improvements **Manager:** Franco, Jesse **Const. Code:** To be Closed

Proj Desc: This project will provide funding to address sewer collection maintenance issues within various locations throughout the City and provide necessary sewer replacements. Locations to be provided by Wastewater Collections staff.

Proj Stat: Construction complete. Accepted by Council on 12/6/16, and enter into one-year warranty period. To be closed FY17-18.

Expenditures	Budget	Actual+Commit	Available	Prop. Inc./Dec. for 17-18	Budget+Prop. Inc./Dec.	Avail.+Prop. Inc./Dec.	18-19	19-20	20-21	21-22	Total Budgeted up to 2022
CA Construction Admin	162,285	127,828	34,457	0	162,285	34,457	0	0	0	0	162,285
CCF City Constr Forces	1,800	0	1,800	0	1,800	1,800	0	0	0	0	1,800
CON Construction	1,580,438	1,580,266	172	0	1,580,438	172	0	0	0	0	1,580,438
CTGY-CIP Contingency - CIP	165,000	27,859	137,141	0	165,000	137,141	0	0	0	0	165,000
EDA Eng/Design/Admin	195,364	190,415	4,949	0	195,364	4,949	0	0	0	0	195,364
Expenditure Totals:	2,104,887	1,926,369	178,518	0	2,104,887	178,518	0	0	0	0	2,104,887

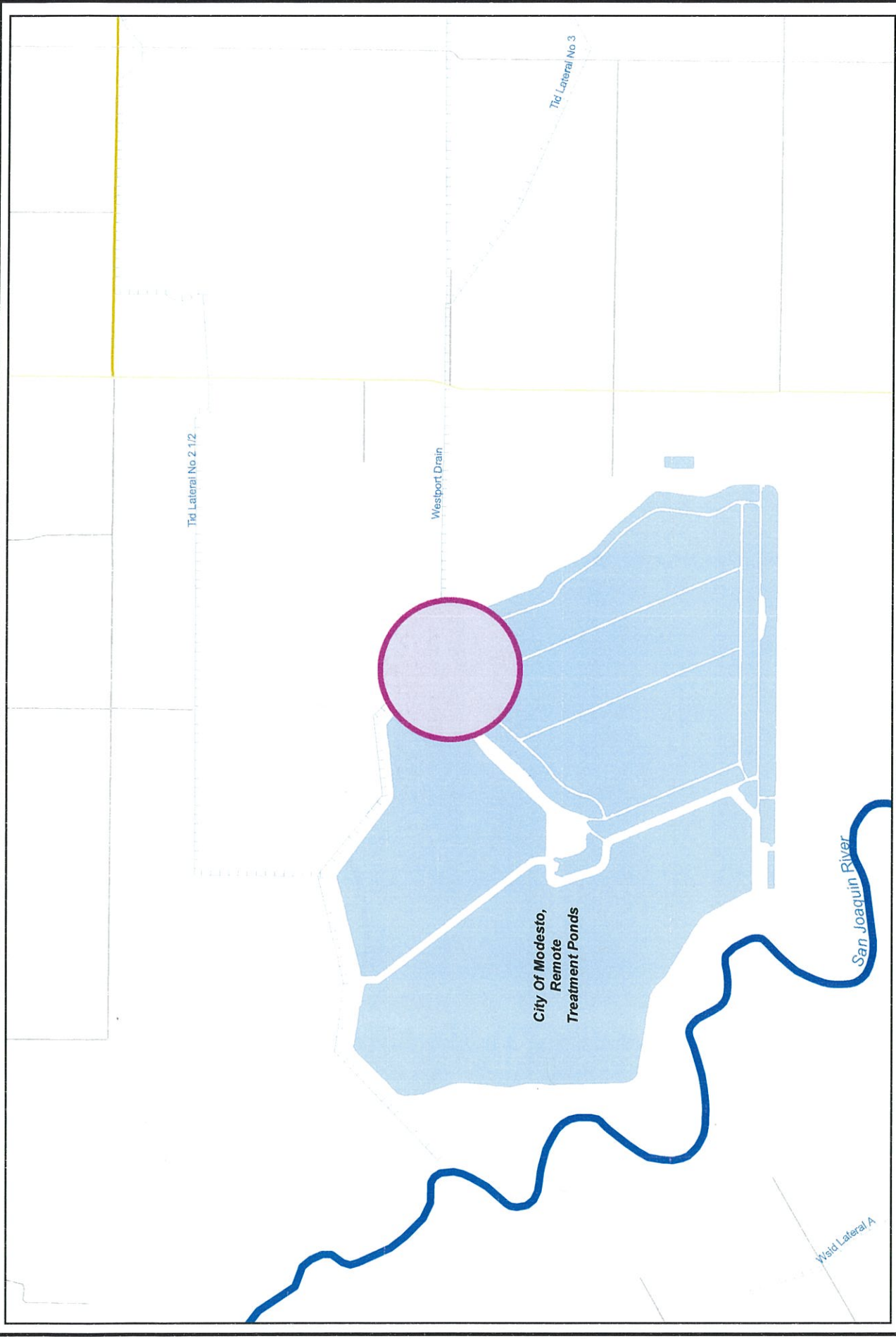
Fund Balance Required	Budget+Prop. Inc./Dec.	Available+Prop. Inc./Dec.
Sewer Operations Fund-4210	2,104,887	178,518



City of Modesto

Project #: 100764

UPP - Can Seg Pump Replacement



UPP - Can Seg Pump Replacement

100764

Capital Un-sponsored

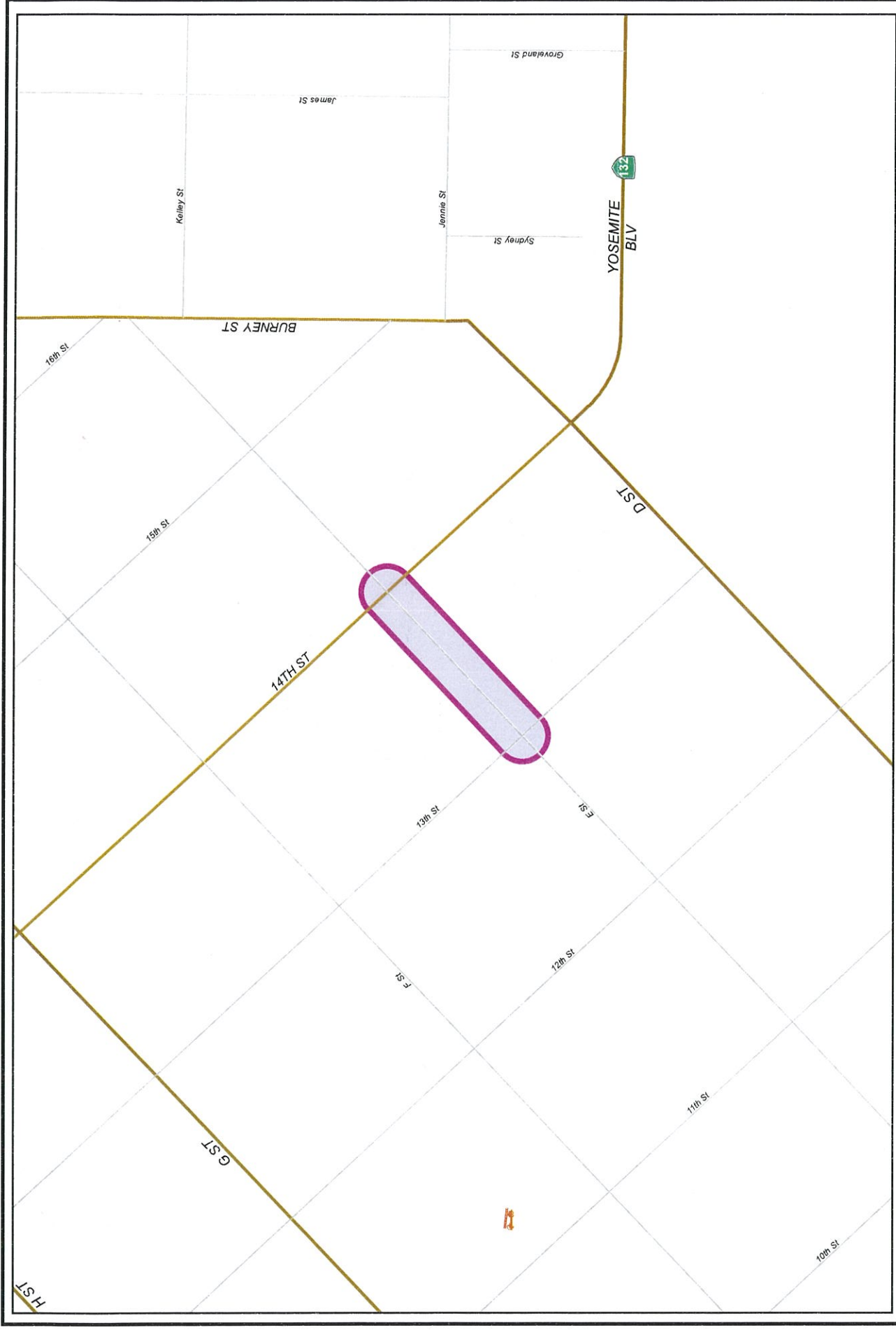
Cost Center: 49999 **Category:** Wastewater **Start Date:** 2014
Hosting Fund: Sewer Operations Fund-4210 **Type Class:** Wastewater Utility **End Date:** 2018
Element Listing: Comm Svcs & Fac **Area:** Within City **Status:** Active
Classification: Improvements **Manager:** Franco, Jesse **Const. Code:** Under Construction

Proj Desc: The project will provide funding for the replacement of the three existing pumps at the Cannery Segregation Pump Station and include modifications to the pump station to improve the hydraulic conditions.

Proj Stat: Construction is to be completed by the end of FY 16-17.

Expenditures	Budget	Actual+Commit	Available	Prop. Inc./Dec. for 17-18	Budget+Prop. Inc./Dec.	Avail.+Prop. Inc./Dec.	18-19	19-20	20-21	21-22	Total Budgeted up to 2022
CA Construction Admin	311,860	80,674	231,186	0	311,860	231,186	0	0	0	0	311,860
CCF City Construct Force	15,000	7,523	7,477	0	15,000	7,477	0	0	0	0	15,000
CON Construction	2,594,000	2,594,000	0	0	2,594,000	0	0	0	0	0	2,594,000
CTGY-CIP Contingency - CIP	244,400	0	244,400	0	244,400	244,400	0	0	0	0	244,400
EDA Eng/Design/Admin	434,140	426,449	7,691	0	434,140	7,691	0	0	0	0	434,140
Expenditure Totals:	3,599,400	3,108,646	490,754	0	3,599,400	490,754	0	0	0	0	3,599,400

Fund Balance Required	Budget+Prop. Inc./Dec.	Available+Prop. Inc./Dec.
Sewer Operations Fund-4210	3,599,400	490,754



City of Modesto

Project #: 100777

UPP - E Street Storm Drain Cross Connection Removal (Suspended)



UPP - E Street Storm Drain Cross Connection Removal (Suspended)

100777

Capital Unspended

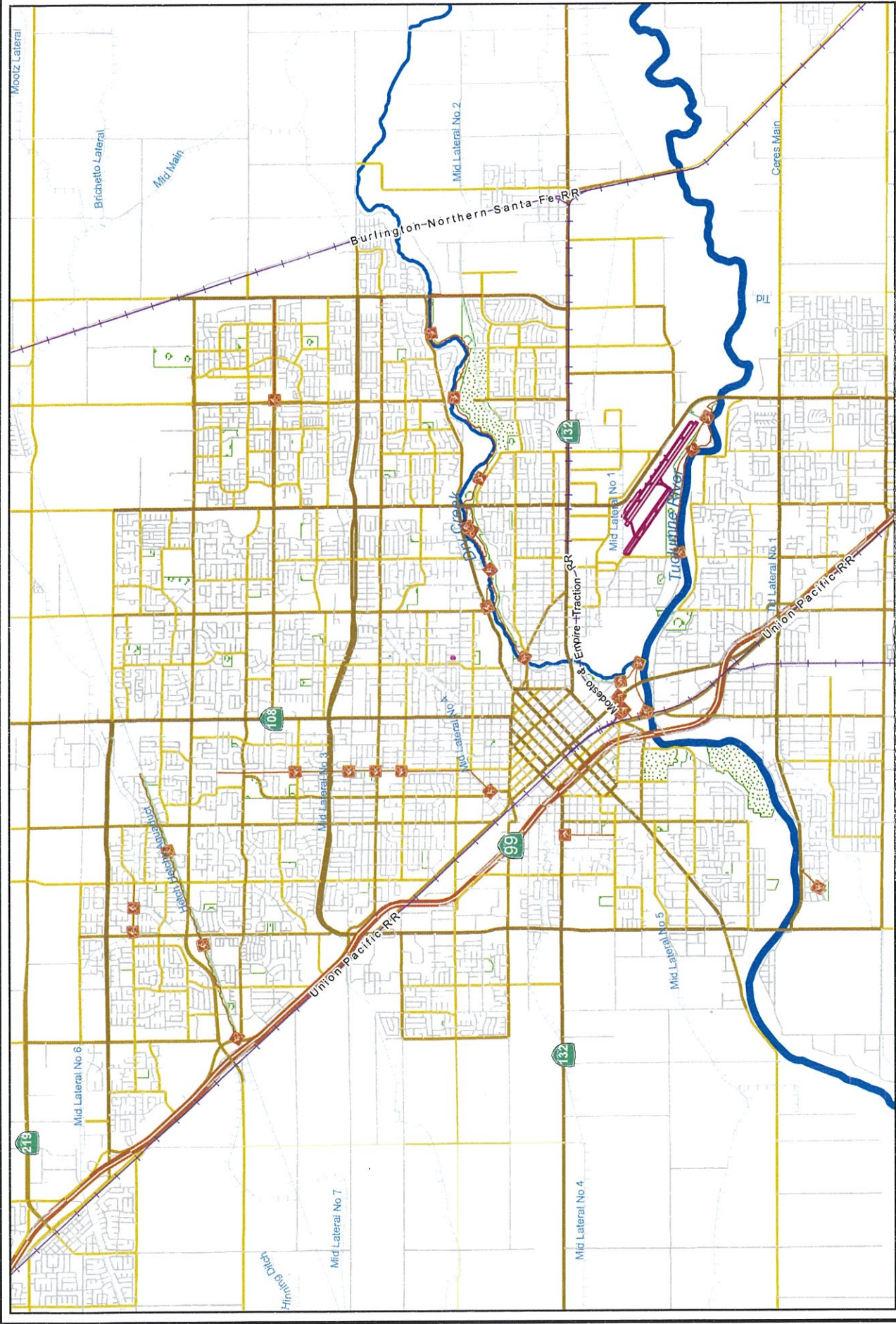
Cost Center: 49999 **Category:** Wastewater **Start Date:** 2014
Hosting Fund: Sewer Operations Fund-4210 **Type Class:** Rehabilitation - Collections **End Date:** 2017
Element Listing: Comm Svcs & Fac **Area:** Within City **Status:** Active
Classification: Improvements **Manager:** Franco, Jesse **Const. Code:** To be Closed

Proj Desc: This project will provide funding for removal of a storm drain cross connection into the sewer system on E Street, and provide necessary storm drain improvements resulting from the cross connection being removed. This project will be in coordination with HUD Handicap Ramp improvements on E Street.

Proj Stat: To be closed by end of FY16-17.

Expenditures	Budget	Actual+Commit	Available	Prop. Inc./Dec. for 17-18	Budget+Prop. Inc./Dec.	Avail.+Prop. Inc./Dec.	18-19	19-20	20-21	21-22	Total Budgeted up to 2022
CA Construction Admin	71,062	38,744	32,318	0	71,062	32,318	0	0	0	0	71,062
CON Construction	592,180	592,180	0	0	592,180	0	0	0	0	0	592,180
CTGY-CIP Contingency - CIP	61,218	61,218	0	0	61,218	0	0	0	0	0	61,218
EDA Eng/Design/Admin	41,736	33,079	8,657	0	41,736	8,657	0	0	0	0	41,736
Expenditure Totals:	766,196	725,221	40,975	0	766,196	40,975	0	0	0	0	766,196

Fund Balance Required	Budget+Prop. Inc./Dec.	Available+Prop. Inc./Dec.
Sewer Operations Fund-4210	766,196	40,975



City of Modesto

Project #: 100790

UTL - 2015-2016 Sanitary Sewer Collection System Replacement



UTL - 2015-2016 Sanitary Sewer Collection System Replacement

100790

Capital Un-sponsored

Cost Center: 49999 Category: Wastewater Start Date: 2014
 Hosting Fund: Sewer Operations Fund-4210 Type Class: Wastewater Utility End Date: 2017
 Element Listing: Comm Svcs & Fac Area: Within City Status: Active
 Classification: Improvements Manager: Franco, Jesse Const. Code: Not Awarded

Proj Desc: This project will provide funding to address sewer collection maintenance issues within various locations throughout the City and provide necessary sewer replacements. Locations to be provided by Wastewater Collections staff.

Proj Stat: Construction to begin summer 2017. Project to be completed by end of 2017.

Expenditures	Budget	Actual+Commit	Available	Prop. Inc./Dec. for 17-18	Budget+Prop. Inc./Dec.	Avail.+Prop. Inc./Dec.	18-19	19-20	20-21	21-22	Total Budgeted up to 2022
CA Construction Admin	91,080	52,647	38,433	0	91,080	38,433	0	0	0	0	91,080
CCF City Construct Force	7,500	0	7,500	0	7,500	7,500	0	0	0	0	7,500
CON Construction	678,500	427,990	250,510	0	678,500	250,510	0	0	0	0	678,500
CTGY-CIP Contingency - CIP	75,900	0	75,900	0	75,900	75,900	0	0	0	0	75,900
EDA Eng/Design/Admin	171,679	166,351	5,328	0	171,679	5,328	0	0	0	0	171,679
Expenditure Totals:	1,024,659	646,988	377,671	0	1,024,659	377,671	0	0	0	0	1,024,659

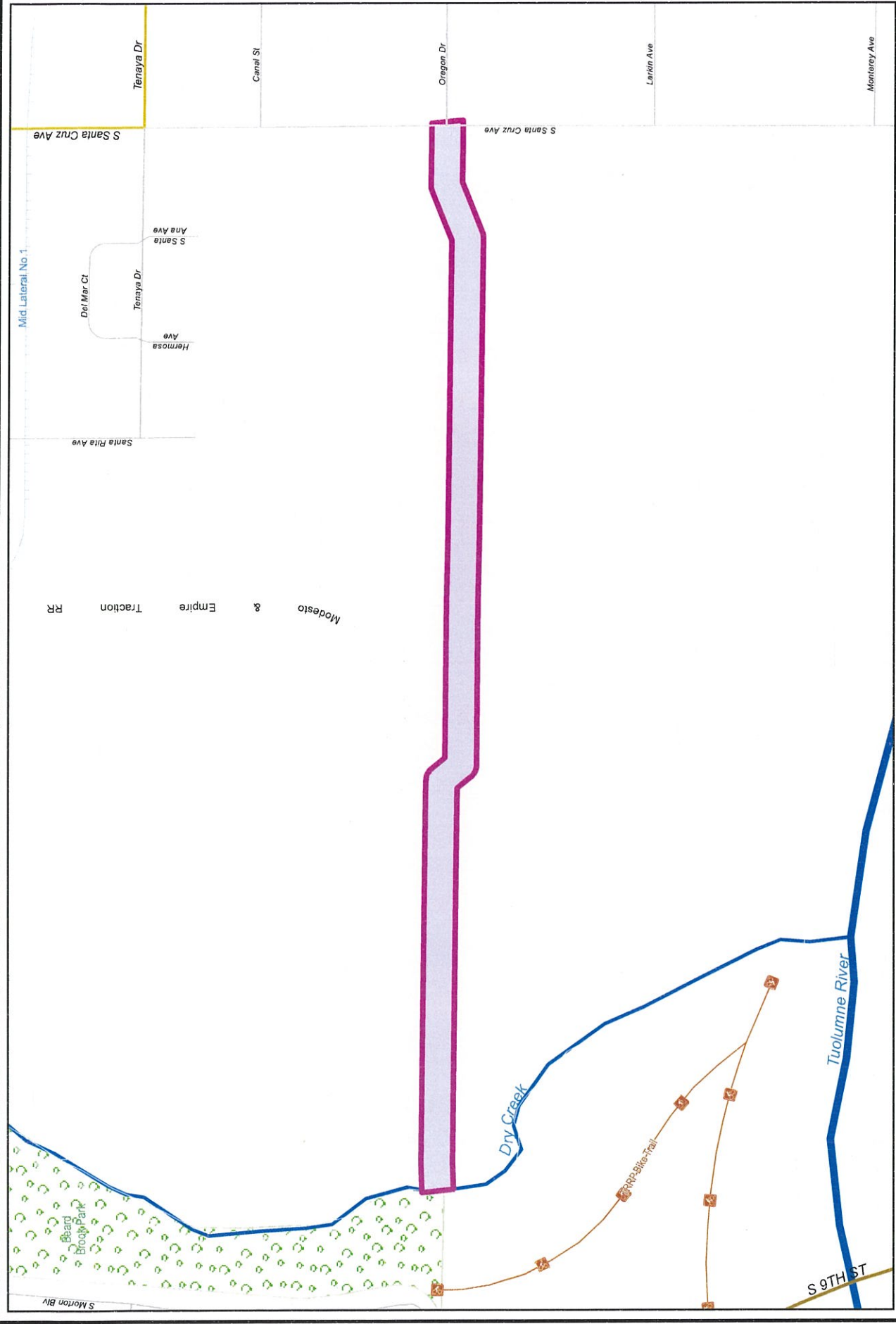
Fund Balance Required	Budget+Prop. Inc./Dec.	Available+Prop. Inc./Dec.
Sewer Operations Fund-4210	1,024,659	377,671



City of Modesto

Project #: 100791

UPP - River Trunk Rehabilitation



Modesto & Empire Traction RR

Mid Lateral No 1

Santa Ana Ave, Hermosa Ave, Tennyaya Dr, Del Mar Ct

Santa Rita Ave

Tennyaya Dr

Canal St

Oregon Dr

Larkin Ave

Monterey Ave

S Santa Cruz Ave

S Santa Cruz Ave

S Morton Biv

Beard Brook Park

Dry Creek

Tuolumne River

UPP Bikes-Trail

S 9TH ST

UPP - River Trunk Rehabilitation

100791

Capital Un-sponsored

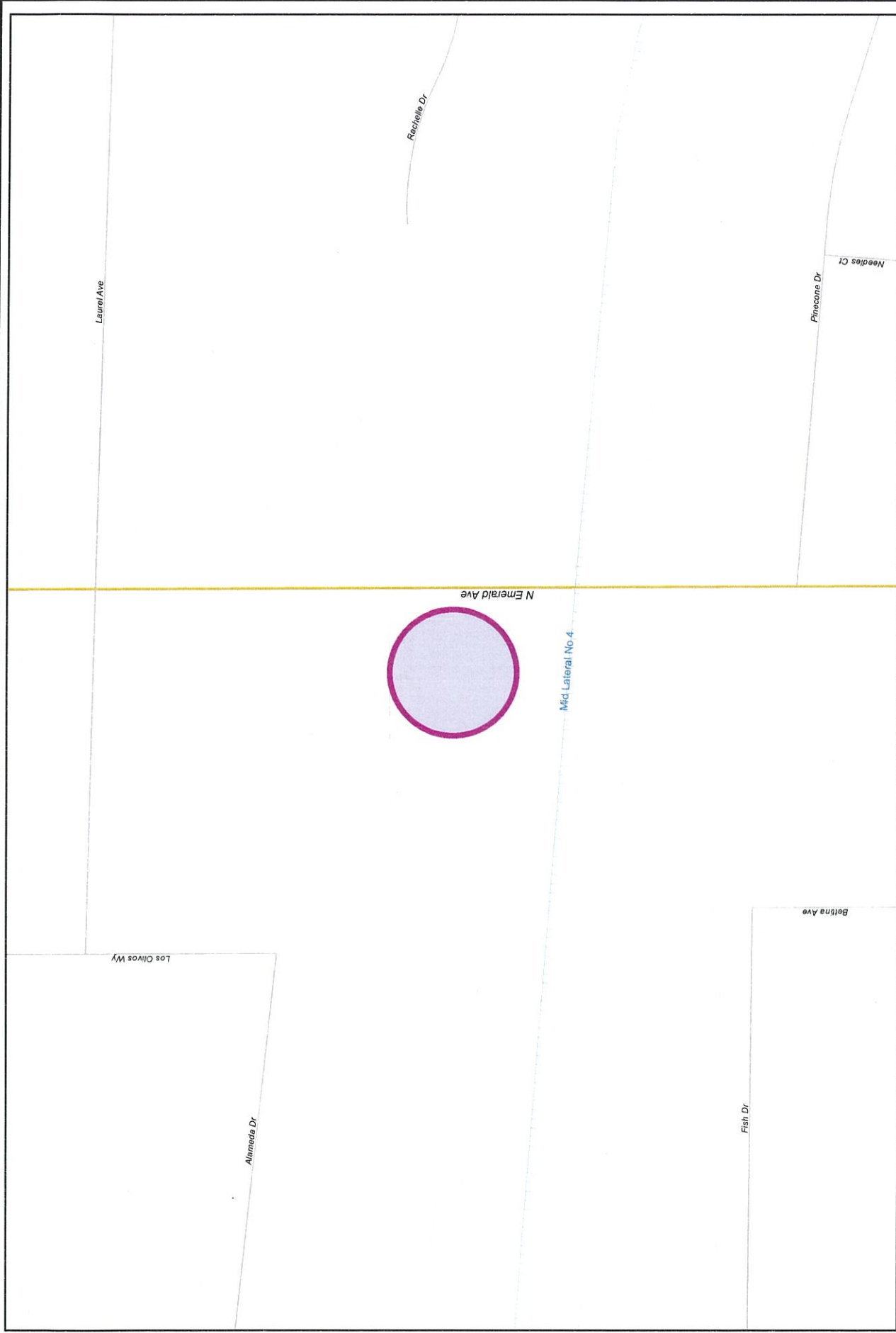
Cost Center: 49999 **Category:** Wastewater **Start Date:** 2015
Hosting Fund: Sewer Operations Fund-4210 **Type Class:** Wastewater Utility **End Date:** 2018
Element Listing: Comm Svcs & Fac **Area:** Within City **Status:** Active
Classification: Improvements **Manager:** Franco, Jesse **Const. Code:** Under Construction

Proj Desc: The River Trunk begins at the Suttler Avenue Plant as a 60-inch diameter pipe and runs parallel to the Tuolumne River. It includes approximately 17,956 feet of pipe ranging in size from 24 to 66 inches in diameter, and is over 50 years old. This project will provide funding to rehabilitate a section of the river trunk at the Gallo Facility, approximately 2,700 feet.

Proj Stat: Construction to be completed by the end of FY 16-17.

Expenditures	Budget	Actual+Commit	Available	Prop. Inc./Dec. for 17-18	Budget+Prop. Inc./Dec.	Avail.+Prop. Inc./Dec.	18-19	19-20	20-21	21-22	Total Budgeted up to 2022
CA Construction Admin	192,652	42,375	150,277	0	192,652	150,277	0	0	0	0	192,652
CON Construction	1,843,304	1,588,225	255,079	0	1,843,304	255,079	0	0	0	0	1,843,304
CTGY-CIP Contingency - CIP	174,587	0	174,587	0	174,587	174,587	0	0	0	0	174,587
EDA Eng/Design/Admin	304,457	286,167	18,290	0	304,457	18,290	0	0	0	0	304,457
Expenditure Totals:	2,515,000	1,916,767	598,233	0	2,515,000	598,233	0	0	0	0	2,515,000

Fund Balance Required	Budget+Prop. Inc./Dec.	Available+Prop. Inc./Dec.
Sewer Operations Fund-4210	2,515,000	598,233



City of Modesto

Project #: 100792

UPP - California Lift Station - Emerald Subtrunk



UPP - California Lift Station - Emerald Subtrunk

100792

Capital Un-sponsored

Cost Center: 49999 **Category:** Wastewater **Start Date:** 2015
Hosting Fund: Sewer Operations Fund-4210 **Type Class:** Wastewater Utility **End Date:** 2020
Element Listing: Comm Svcs & Fac **Area:** Within City **Status:** Active
Classification: Improvements **Manager:** Franco, Jesse **Const. Code:** New or Future

Proj Desc: The existing California Lift Station, Lift Station No. 58, located on California Avenue near Champagne Lane includes two 400 gpm pumps. The California Lift Station's firm capacity is exceeded and the downstream trunk sewer flowing to the Emerald Trunk surcharges under existing PWWF conditions. This project will provide funding for improvements to the existing lift station to increase the lift station's firm capacity from 0.6 mgd to 1.1 mgd.

Proj Stat: Design deferred due to reprioritizing of projects. Design to begin FY 18-19. Construction to begin FY 19-20.

Expenditures	Budget	Actual+Commit	Available	Prop. Inc./Dec. for 17-18	Budget+Prop. Inc./Dec.	Avail.+Prop. Inc./Dec.	18-19	19-20	20-21	21-22	Total Budgeted up to 2022
CA Construction Admin	0	0	0	0	0	0	0	107,800	0	0	107,800
CON Construction	0	0	0	0	0	0	0	1,078,000	0	0	1,078,000
CTGY Contingency - CIP	0	0	0	0	0	0	0	107,800	0	0	107,800
EDA Eng/Design/Admin	2,081	9	2,072	0	2,081	2,072	162,350	21,961	0	0	186,392
Expenditure Totals:	2,081	9	2,072	0	2,081	2,072	162,350	1,315,561	0	0	1,479,992

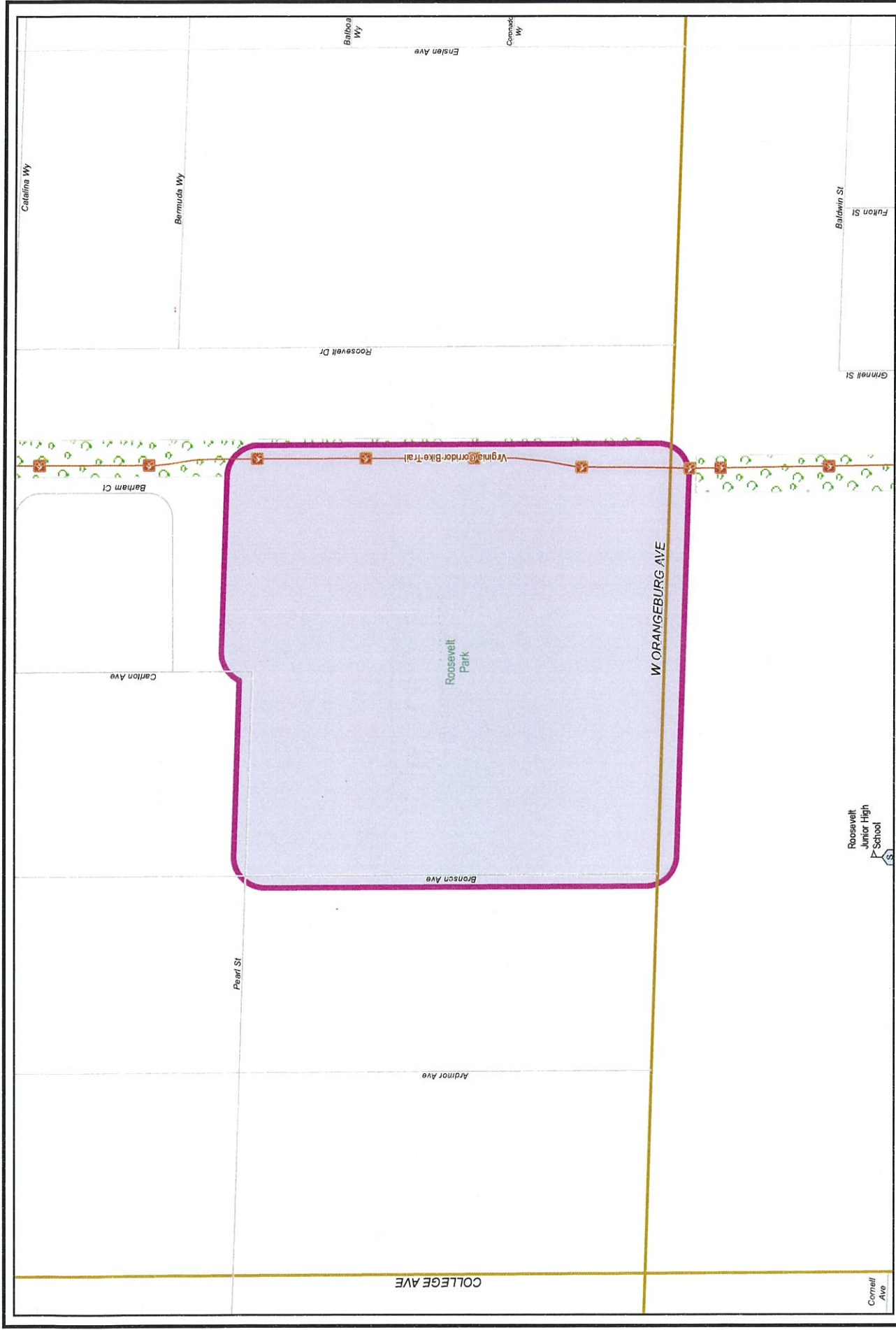
Fund Balance Required	Budget+Prop. Inc./Dec.	Available+Prop. Inc./Dec.
Sewer Operations Fund-4210	2,081	2,072



City of Modesto

Project #: 100793

UPP - Roosevelt Park Storm Drain Cross Connection Removal



Roosevelt Junior High School

Roosevelt School

Roosevelt Park

W ORANGEBURG AVE

COLLEGE AVE

Catalina Wy

Bermuda Wy

Ensen Ave

Coronado Wy

Roosevelt Dr

Virginia Gordon Bike Trail

Bronson Ave

Ardmore Ave

Pearl St

Carlton Ave

Baham Ct

Baldwin St

Fulton St

Ginnell St

Cornell Ave

UPP - Roosevelt Park Storm Drain Cross Connection Removal

100793

Capital Un-sponsored

Cost Center: 49999 **Category:** Wastewater **Start Date:** 2015
Hosting Fund: Sewer Operations Fund-4210 **Type Class:** Wastewater Utility **End Date:** 2018
Element Listing: Comm Svcs & Fac **Area:** Within City **Status:** Active
Classification: Improvements **Manager:** Franco, Jesse **Const. Code:** Not Awarded

Proj Desc: The Preliminary Design Report (PDR) for the Area 2 Storm Drain Cross Connection Removal has been completed and approved. The first phase, Garrison Park, has been completed. This project will provide funding for the Final Design of the next phase; Roosevelt Park, and will remove existing storm drain cross connections into the sewer system and provide necessary storm drain improvements resulting from the cross connections being removed.

Proj Stat: Design to begin FY 16-17. City staff obtained Proposition 84 funding for design and construction. Anticipated construction to begin FY 17-18.

Revenues	Budget	Actuals+Commit	Available	Prop. Inc./Dec. for 17-18	Bud + Prop. Incr/Decr	Avail.+ Prop. Incr/Decr	18-19	19-20	20-21	21-22	Total Budgeted up to 2022
42210 Intergov - State - Department of Water Resources	4,619,290	0	4,619,290	0	4,619,290	4,619,290	0	0	0	0	4,619,290
Revenue Totals:	4,619,290	0	4,619,290	0	4,619,290	4,619,290	0	0	0	0	4,619,290

Expenditures	Budget	Actual+Commit	Available	Prop. Inc./Dec. for 17-18	Budget+Prop. Inc./Dec.	Avail.+Prop. Inc./Dec.	18-19	19-20	20-21	21-22	Total Budgeted up to 2022
CA Construction Admin	462,114	0	462,114	0	462,114	462,114	0	0	0	0	462,114
CON Construction	4,621,135	0	4,621,135	0	4,621,135	4,621,135	0	0	0	0	4,621,135
CTGY-CIP Contingency - CIP	462,114	0	462,114	0	462,114	462,114	0	0	0	0	462,114
EDA Eng/Design/Admin	761,791	610,305	151,486	0	761,791	151,486	0	0	0	0	761,791
Expenditure Totals:	6,307,154	610,305	5,696,849	0	6,307,154	5,696,849	0	0	0	0	6,307,154

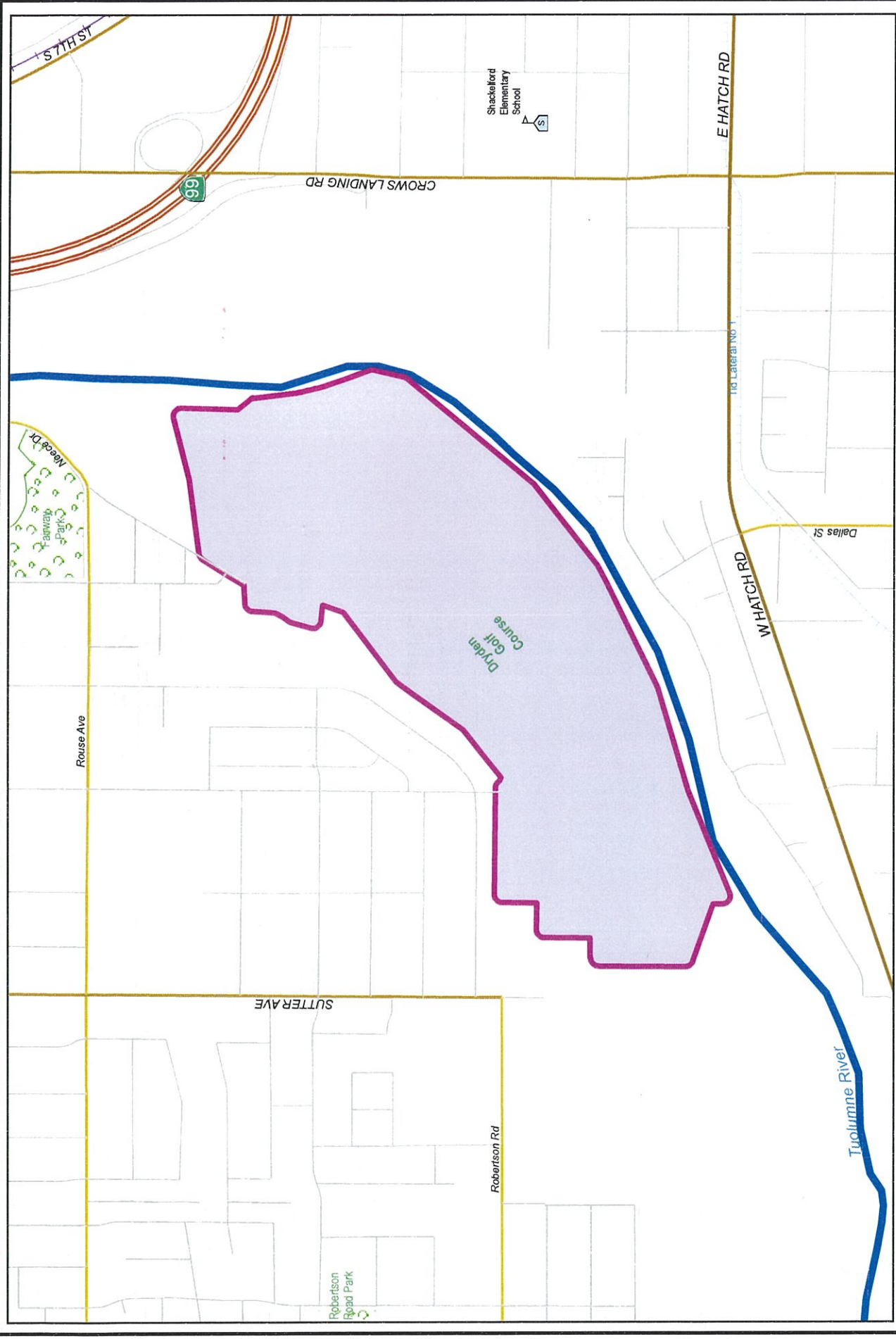
Fund Balance Required	Budget+Prop. Inc./Dec.	Available+Prop. Inc./Dec.
Sewer Operations Fund-4210	1,687,864	1,077,559



City of Modesto

Project #: 100794

UPP - Dryden Box & Influent Flume Improvements



UPP - Dryden Box & Influent Flume Improvements

100794

Capital Un-sponsored

Cost Center: 49999 **Category:** Wastewater **Start Date:** 2015
Hosting Fund: Sewer Operations Fund-4210 **Type Class:** Wastewater Utility **End Date:** 2018
Element Listing: Comm Svcs & Fac **Area:** Within City **Status:** Active
Classification: Improvements **Manager:** Franco, Jesse **Const. Code:** Not Awarded

Proj Desc: This project will provide funding for improvements to the Dryden Box at the Sutter Treatment Plant including stabilization and coating. This project will also provide improvements to the Influent Flume as recommended in the Wastewater Master Plan, as well as improvements to the Cannery Segregation Pumping Station.

Proj Stat: Construction to begin fall 2017. Project anticipated to be completed by end of FY18-19.

Expenditures

	Budget	Actual+Commit	Available	Prop. Inc./Dec. for 17-18	Budget+Prop. Inc./Dec.	Avail.+Prop. Inc./Dec.	18-19	19-20	20-21	21-22	Total Budgeted up to 2022
CA Construction Admin	399,400	0	399,400	0	399,400	399,400	0	0	0	0	399,400
CON Construction	3,441,129	0	3,441,129	0	3,441,129	3,441,129	0	0	0	0	3,441,129
CTGY-CIP Contingency - CIP	360,671	0	360,671	0	360,671	360,671	0	0	0	0	360,671
EDA Eng/Design/Admin	792,160	769,859	22,301	0	792,160	22,301	0	0	0	0	792,160
Expenditure Totals:	4,993,360	769,859	4,223,501	0	4,993,360	4,223,501	0	0	0	0	4,993,360

Fund Balance Required

Sewer Operations Fund-4210

Budget+Prop. Inc./Dec. Available+Prop. Inc./Dec.
 4,993,360 4,223,501

UPP - Downtown Storm Drain Cross Connection Removal

100808

Capital Un-sponsored

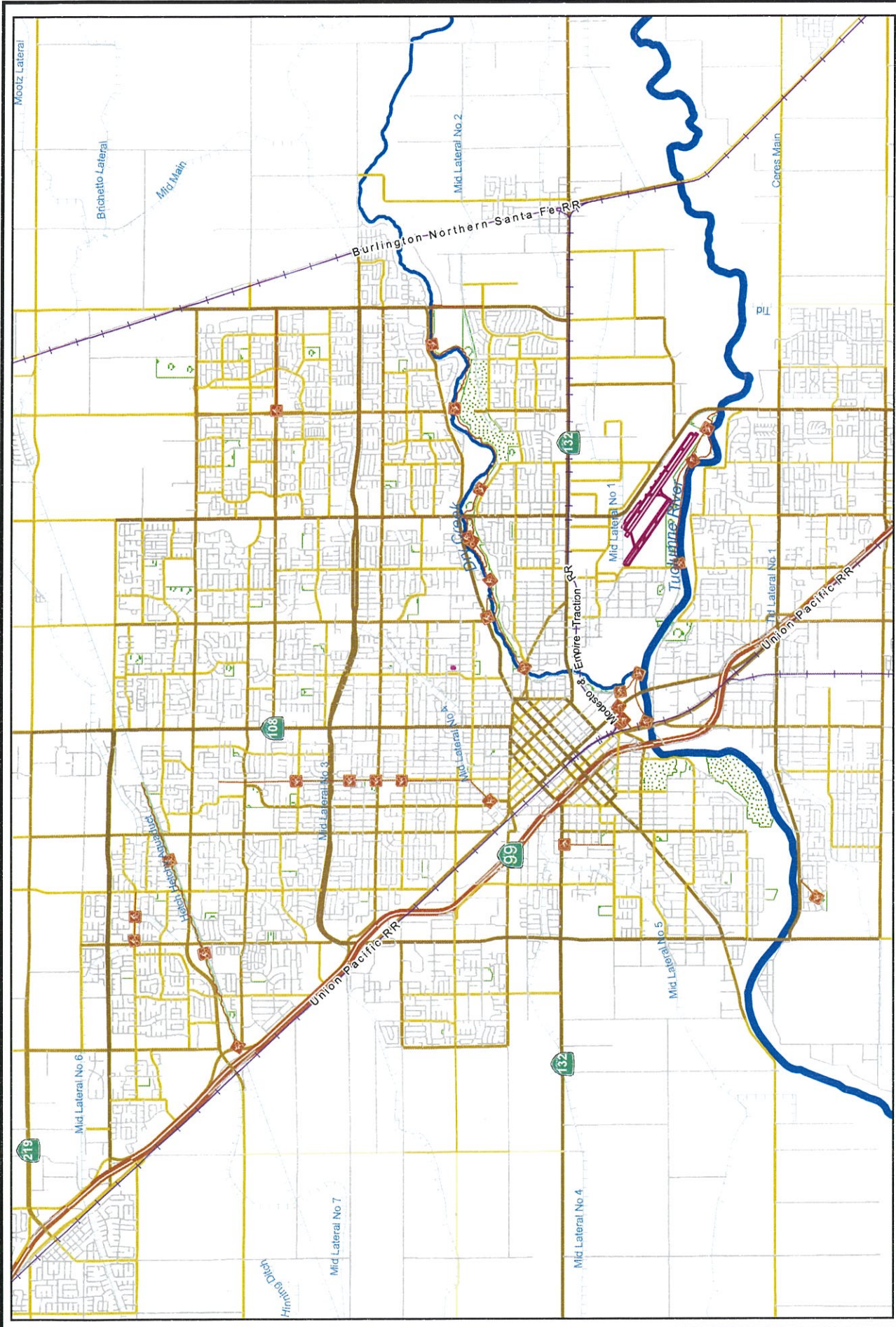
Cost Center: 49999 **Category:** Wastewater **Start Date:** 2014
Hosting Fund: Sewer Operations Fund-4210 **Type Class:** Wastewater Utility **End Date:** 2019
Element Listing: Comm Svcs & Fac **Area:** Within City **Status:** New
Classification: Improvements **Manager:** Franco, Jesse **Const. Code:** New or Future

Proj Desc: The Storm Drain Cross Connection Report has been completed and approved. The report identified storm drain cross connections in the downtown area. This project will provide funding to remove existing storm drain cross connections into the sewer system and provide necessary storm drain improvements resulting from the cross connections being removed. This project will be in conjunction with the 9th Street Storm Drain Project.

Proj Stat: Design deferred pending completion of Storm Drain Master Plan.

Expenditures	Budget	Actual+Commit	Available	Prop. Inc./Dec. for 17-18	Budget+Prop. Inc./Dec.	Avail.+Prop. Inc./Dec.	18-19	19-20	20-21	21-22	Total Budgeted up to 2022
CA Construction Admin	0	0	0	0	0	0	0	100,000	0	0	100,000
CON Construction	0	0	0	0	0	0	0	1,000,000	0	0	1,000,000
CTGY-CIP Contingency - CIP	0	0	0	0	0	0	0	100,000	0	0	100,000
EDA Eng/Design/Admin	5,000	9	4,991	0	5,000	4,991	0	50,000	0	0	55,000
Expenditure Totals:	5,000	9	4,991	0	5,000	4,991	0	1,250,000	0	0	1,255,000

Fund Balance Required	Budget+Prop. Inc./Dec.	Available+Prop. Inc./Dec.
Sewer Operations Fund-4210	5,000	4,991



City of Modesto

Project #: 100814

PW - Stormwater On-Call Engineering



PW - Stormwater On-Call Engineering

100814

Capital Un-sponsored

Cost Center: 59999 **Category:** Wastewater **Start Date:** 2014
Hosing Fund: Storm Drainage Fund-4480 **Type Class:** Maintenance **End Date:** Conflict Error! Ongoing box is checked
Element Listing: Public Safety **Area:** Within City **Status:** Active
Classification: Maintenance **Manager:** Sinclair, Thomas W **Const. Code:** New or Future

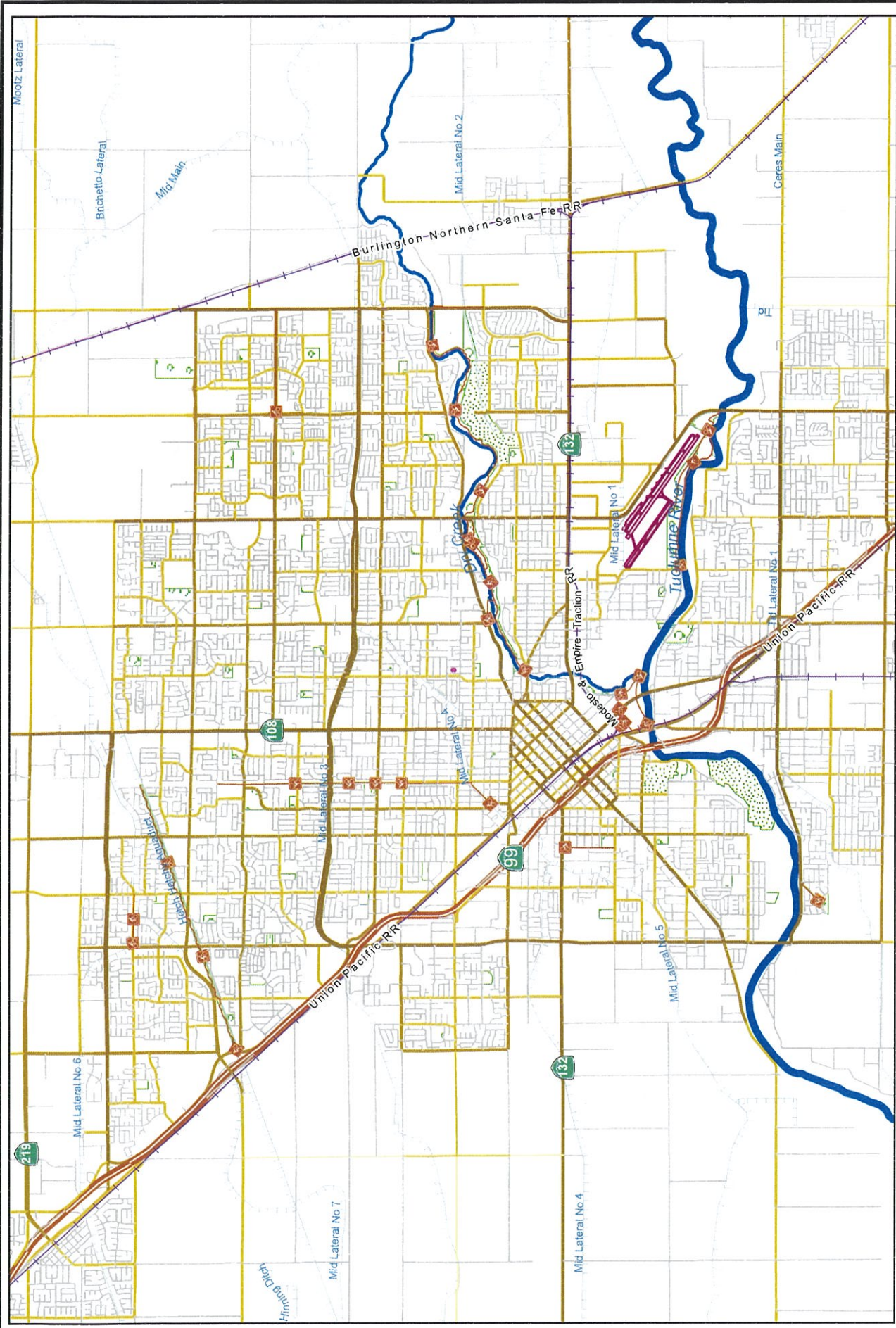
Proj Desc: This will be used for Stormwater On Call Engineering needs for Sutter and Jennings Wastewater Treatment Plant, Lift Stations and Collections.

Proj Stat: This is an on-going project for five years.

Revenues	Budget	Actuals+Commit	Available	Prop. Inc./Dec. for 17-18	Bud + Prop. Incr/Decr	Avail.+ Prop. Incr/Decr	18-19	19-20	20-21	21-22	Total Budgeted up to 2022
	0	0	0	100,000	100,000	100,000	100,000	0	0	0	200,000
Revenue Totals:	0	0	0	100,000	100,000	100,000	100,000	0	0	0	200,000

Expenditures	Budget	Actual+Commit	Available	Prop. Inc./Dec. for 17-18	Budget+Prop. Inc./Dec.	Avail.+Prop. Inc./Dec.	18-19	19-20	20-21	21-22	Total Budgeted up to 2022
CC Consultant Charges	300,000	59,850	240,150	0	300,000	240,150	100,000	0	0	0	400,000
Expenditure Totals:	300,000	59,850	240,150	0	300,000	240,150	100,000	0	0	0	400,000

Fund Balance Required	Budget+Prop. Inc./Dec.	Available+Prop. Inc./Dec.
Storm Drainage Fund-4480	200,000	140,150



City of Modesto

Project #: 100815

PW - Wastewater On-Call Engineering



PW - Wastewater On-Call Engineering

100815

Capital Un-sponsored

Cost Center: 59999 **Category:** Wastewater **Start Date:** 2014
Hosting Fund: Sewer Operations Fund-4210 **Type Class:** Maintenance **End Date:** Conflict Error! Ongoing box is checked
Element Listing: Public Safety **Area:** Within City **Status:** Active
Classification: Maintenance **Manager:** Anhalt, Laura **Const. Code:** Under Construction

Proj Desc: This project will be used for Wastewater On Call Engineering needs for Sutter and Jennings Wastewater Treatment Plant, Lift Stations and Collections.

Proj Stat: This is an on-going five year project.

Revenues	Budget	Actuals+Commit	Available	Prop. Inc./Dec. for 17-18	Bud + Prop. Incr/Decr	Avail.+ Prop. Incr/Decr	18-19	19-20	20-21	21-22	Total Budgeted up to 2022
	0	0	0	200,000	200,000	200,000	200,000	0	0	0	400,000
Revenue Totals:	0	0	0	200,000	200,000	200,000	200,000	0	0	0	400,000

Expenditures	Budget	Actual+Commit	Available	Prop. Inc./Dec. for 17-18	Budget+Prop. Inc./Dec.	Avail.+Prop. Inc./Dec.	18-19	19-20	20-21	21-22	Total Budgeted up to 2022
CC Consultant Charges	600,000	236,150	363,850	0	600,000	363,850	200,000	0	0	0	800,000
Expenditure Totals:	600,000	236,150	363,850	0	600,000	363,850	200,000	0	0	0	800,000

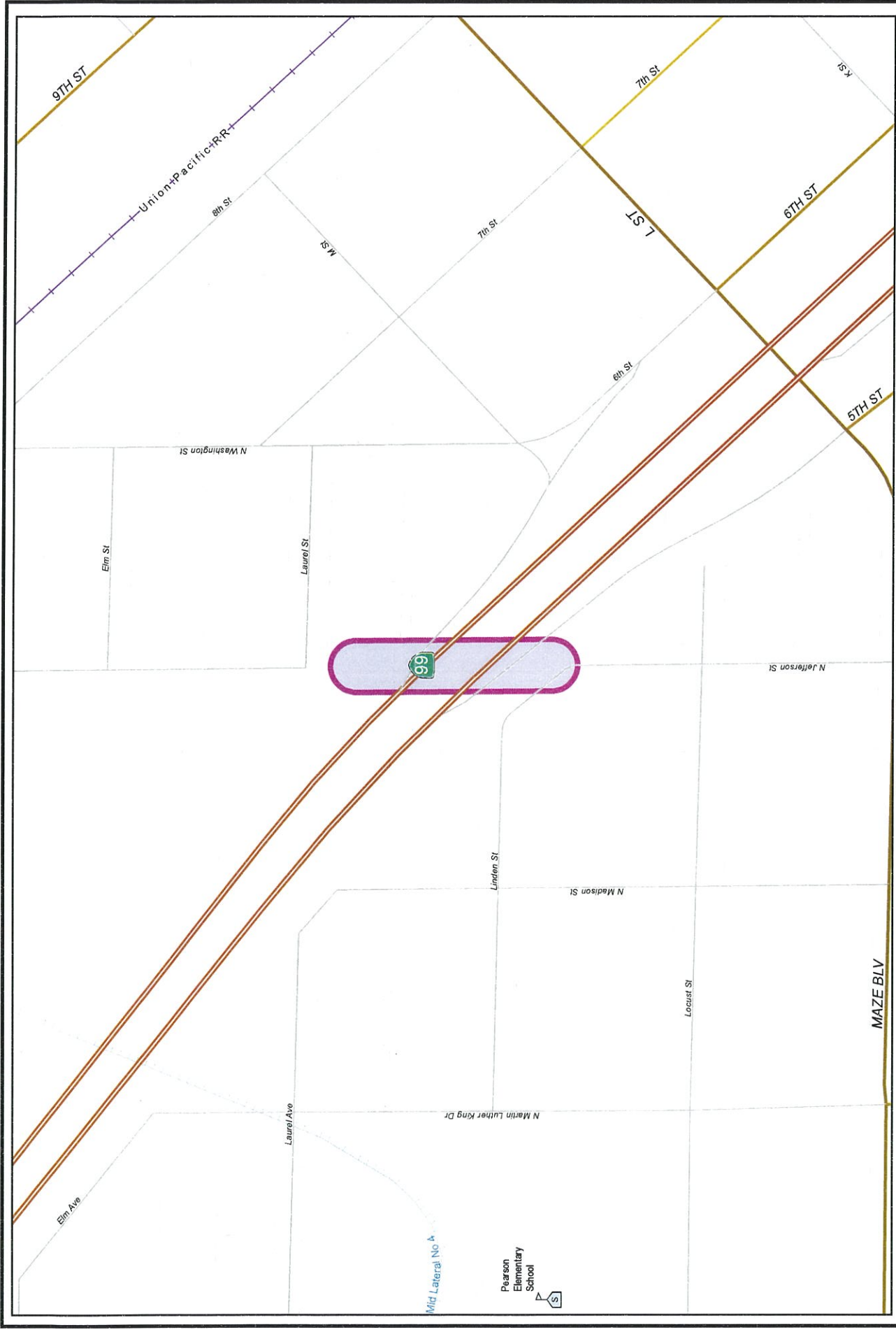
Fund Balance Required	Budget+Prop. Inc./Dec.	Available+Prop. Inc./Dec.
Sewer Operations Fund-4210	400,000	163,850



City of Modesto

Project #: 100842

UPP - Sutter Trunk Rehabilitation and Reliability



9TH ST

Union Pacific RR

8th St

M St

7th St

7th St

6TH ST

5TH ST

Elm St

Laurel St

N Washington St

99

N Jefferson St

Linden St

N Madison St

Locust St

MAZE BLV

Elm Ave

Laurel Ave

N Martin Luther King Dr

Mid Lateral No. A

Pearson Elementary School



UPP - Sutter Trunk Rehabilitation and Reliability

100842

Capital Un-sponsored

Cost Center: 49999 **Category:** Wastewater **Start Date:** 2016
Hosting Fund: Sewer Operations Fund-4210 **Type Class:** Wastewater Utility **End Date:** 2018
Element Listing: Comm Svcs & Fac **Area:** Within City **Status:** Active
Classification: Improvements **Manager:** Franco, Jesse **Const. Code:** New or Future

Proj Desc: This project will provide funding for the Sutter Trunk which crosses Highway 99 near Jefferson Street as a 16-inch diameter pipeline. This project will construct a second 377-foot, 16-inch diameter pipeline. Following construction of the second pipeline, the existing segment would be rehabilitated. These improvements are referred to as project S4a and S4b in the Wastewater Master Plan.

Proj Stat: Design to begin FY 16-17. Construction anticipated FY 17-18.

Expenditures	Budget	Actual+Commit	Available	Prop. Inc./Dec. for 17-18	Budget+Prop. Inc./Dec.	Avail.+Prop. Inc./Dec.	18-19	19-20	20-21	21-22	Total Budgeted up to 2022
CA Construction Admin	0	0	0	0	0	0	0	0	0	0	0
CON Construction	0	0	0	150,000	150,000	150,000	0	0	0	0	150,000
CTGY Contingency	0	0	0	1,500,000	1,500,000	1,500,000	0	0	0	0	1,500,000
EDA Eng/Design/Admin	72,011	2,714	69,297	0	72,011	69,297	0	0	0	0	150,000
Expenditure Totals:	72,011	2,714	69,297	1,800,000	1,872,011	1,869,297	0	0	0	0	1,872,011

Fund Balance Required	Budget+Prop. Inc./Dec.	Available+Prop. Inc./Dec.
Sewer Operations Fund-4210	1,872,011	1,869,297



City of Modesto

Project #: 100843

UTL - Mark Randy Lift Station - Emerald Subtrunk



UTL - Mark Randy Lift Station - Emerald Subtrunk

100843

Capital Un-sponsored

Cost Center: 49999 **Category:** Wastewater **Start Date:** 2016
Hosting Fund: Sewer Operations Fund-4210 **Type Class:** Wastewater Utility **End Date:** 2018
Element Listing: Comm Svcs & Fac **Area:** Within City **Status:** Active
Classification: Improvements **Manager:** Franco, Jesse **Const. Code:** Under Construction

Proj Desc: This project will provide funding for the Mark Randy Lift Station, Lift Station No. 22, located near the southeast corner of McHenry Avenue and Mark Randy Place. The existing lift station has only one submersible pump (157 gpm) inside a 5-foot diameter wet well. Downtime for the lift station is estimated at 45 minutes, which would result in sanitary sewer overflows (SSO) in the case of pump failure. Work for the project will consist of constructing a new submersible lift station with a larger wet well to accommodate two submersible pumps.

Proj Stat: Construction to be completed by end of 2017.

Expenditures	Budget	Actual+Commit	Available	Prop. Inc./Dec. for 17-18	Budget+Prop. Inc./Dec.	Avail.+Prop. Inc./Dec.	18-19	19-20	20-21	21-22	Total Budgeted up to 2022
CA Construction Admin	106,270	14,320	91,950	0	106,270	91,950	0	0	0	0	106,270
CON Construction	884,000	844,000	40,000	0	884,000	40,000	0	0	0	0	884,000
CTGY-CIP Contingency - CIP	132,600	0	132,600	0	132,600	132,600	0	0	0	0	132,600
EDA Eng/Design/Admin	83,723	75,568	8,155	0	83,723	8,155	0	0	0	0	83,723
Expenditure Totals:	1,206,593	933,888	272,705	0	1,206,593	272,705	0	0	0	0	1,206,593

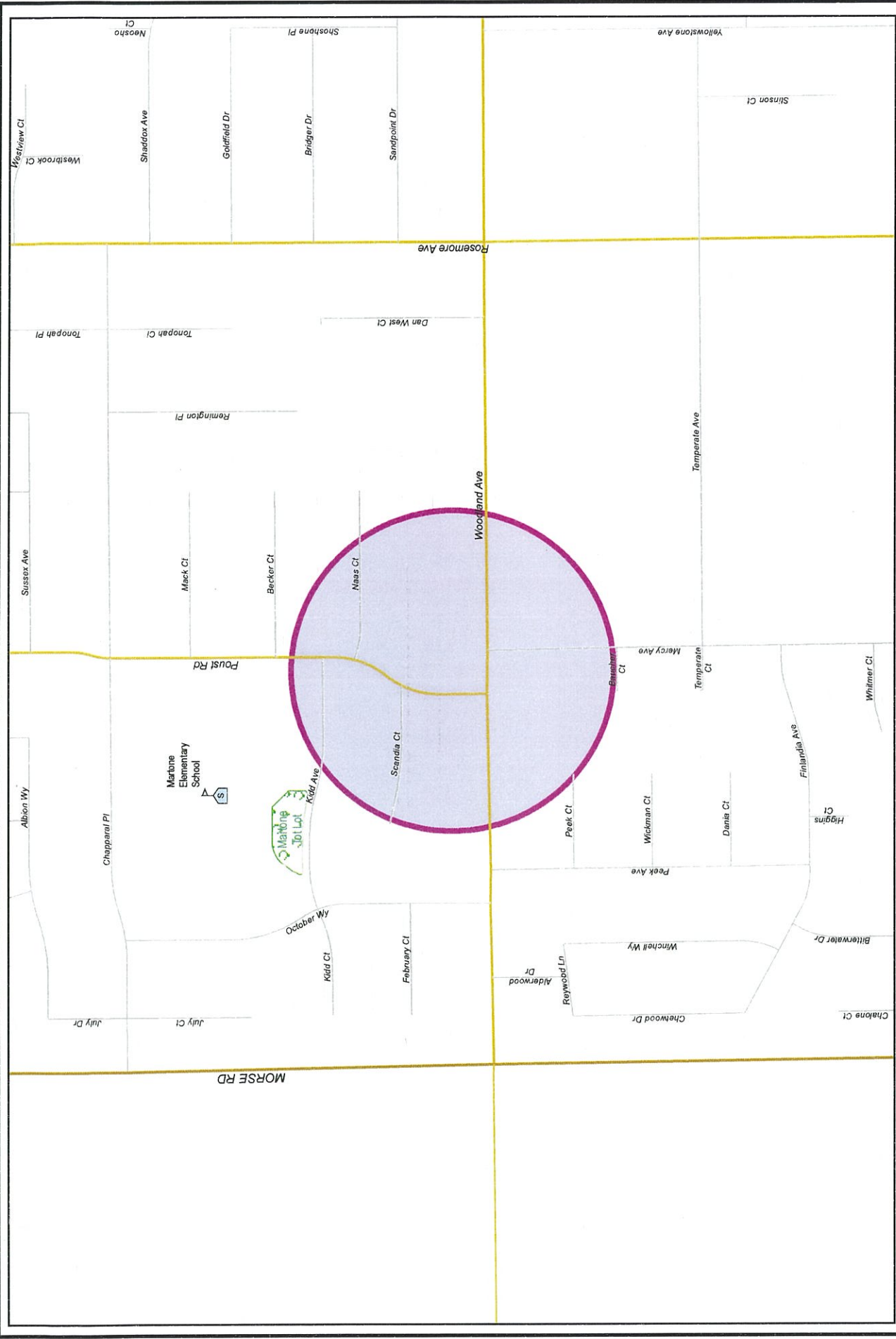
Fund Balance Required	Budget+Prop. Inc./Dec.	Avail.+Prop. Inc./Dec.
Sewer Operations Fund-4210	1,206,593	272,705



City of Modesto

Project #: 100844

UTL - Woodland Lift Station Rehabilitation



Martine Elementary School

Mahone Jot Lot

UTL - Woodland Lift Station Rehabilitation

100844

Capital Unspended

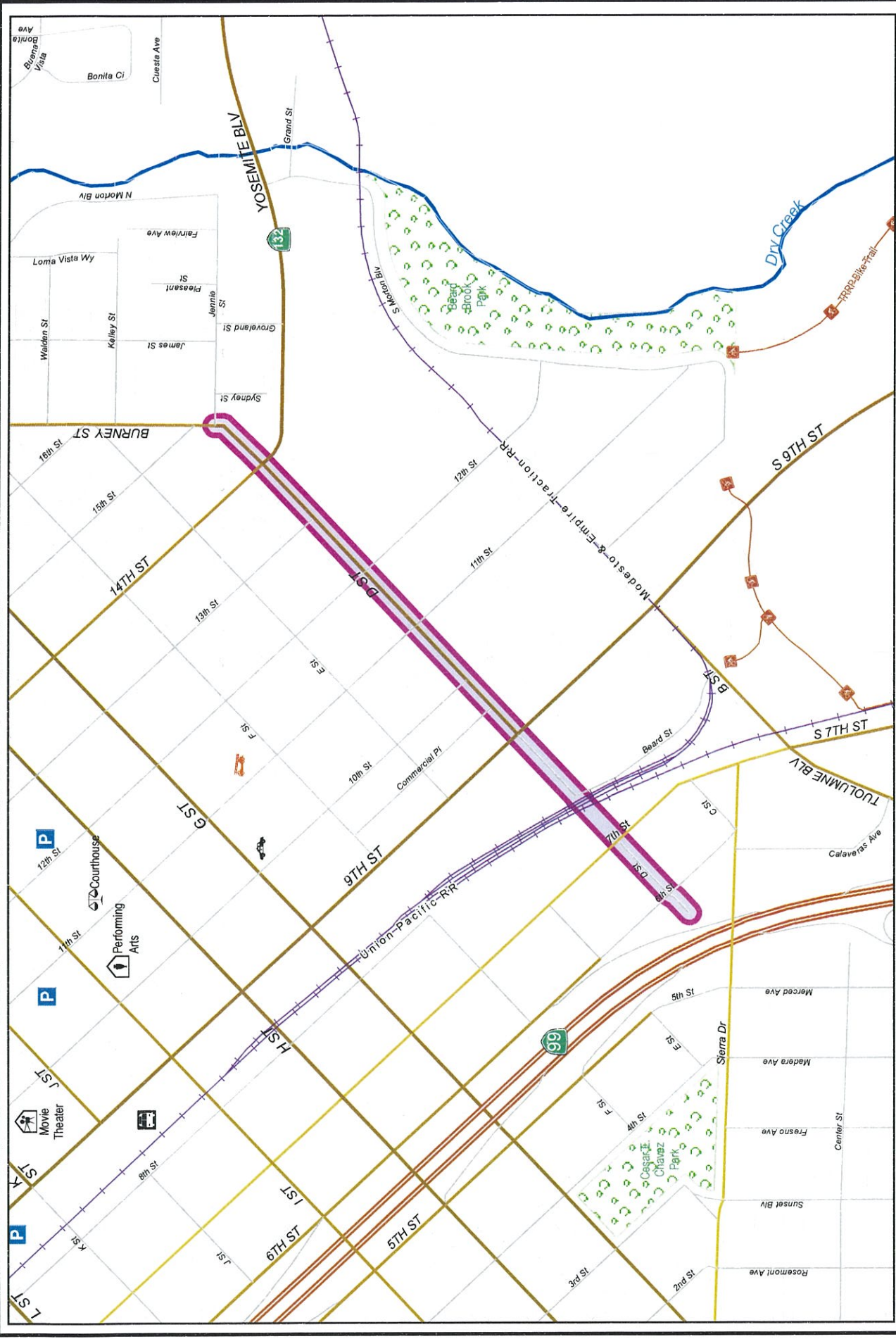
Cost Center: 49999 **Category:** Wastewater **Start Date:** 2016
Hosting Fund: Sewer Operations Fund-4210 **Type Class:** Wastewater Utility **End Date:** 2018
Element Listing: Comm Svcs & Fac **Area:** Within City **Status:** Active
Classification: Improvements **Manager:** Franco, Jesse **Const. Code:** Not Awarded

Proj Desc: This project will provide rehabilitation improvements to the Woodland sewer lift station. Improvements include pump and piping replacement, access hatch replacement, control upgrades, rehabilitation to the odor control system and painting of the existing building. The project will also include further evaluation to identify other components in need of replacement or upgrades.

Proj Stat: Construction to be completed by end of FY 17-18.

Expenditures	Budget	Actual+Commit	Available	Prop. Inc./Dec. for 17-18	Budget+Prop. Inc./Dec.	Avail.+Prop. Inc./Dec.	18-19	19-20	20-21	21-22	Total Budgeted up to 2022
CA Construction Admin	24,000	694	23,306	30,594	54,594	53,900	0	0	0	0	54,594
CON Construction	129,000	0	129,000	539,000	668,000	668,000	0	0	0	0	668,000
CTGY-CIP Contingency - CIP	30,000	0	30,000	20,900	50,900	50,900	0	0	0	0	50,900
EDA Eng/Design/Admin	95,000	74,293	20,707	21,494	116,494	42,201	0	0	0	0	116,494
Expenditure Totals:	278,000	74,988	203,012	611,988	889,988	815,000	0	0	0	0	889,988

Fund Balance Required	Budget+Prop. Inc./Dec.	Available+Prop. Inc./Dec.
Sewer Operations Fund-4210	889,988	815,000



City of Modesto

Project #: 100847

UTL - East Morris Neighborhood Sewer Replacement

UTL - East Morris Neighborhood Sewer Replacement

100847

Capital Un-sponsored

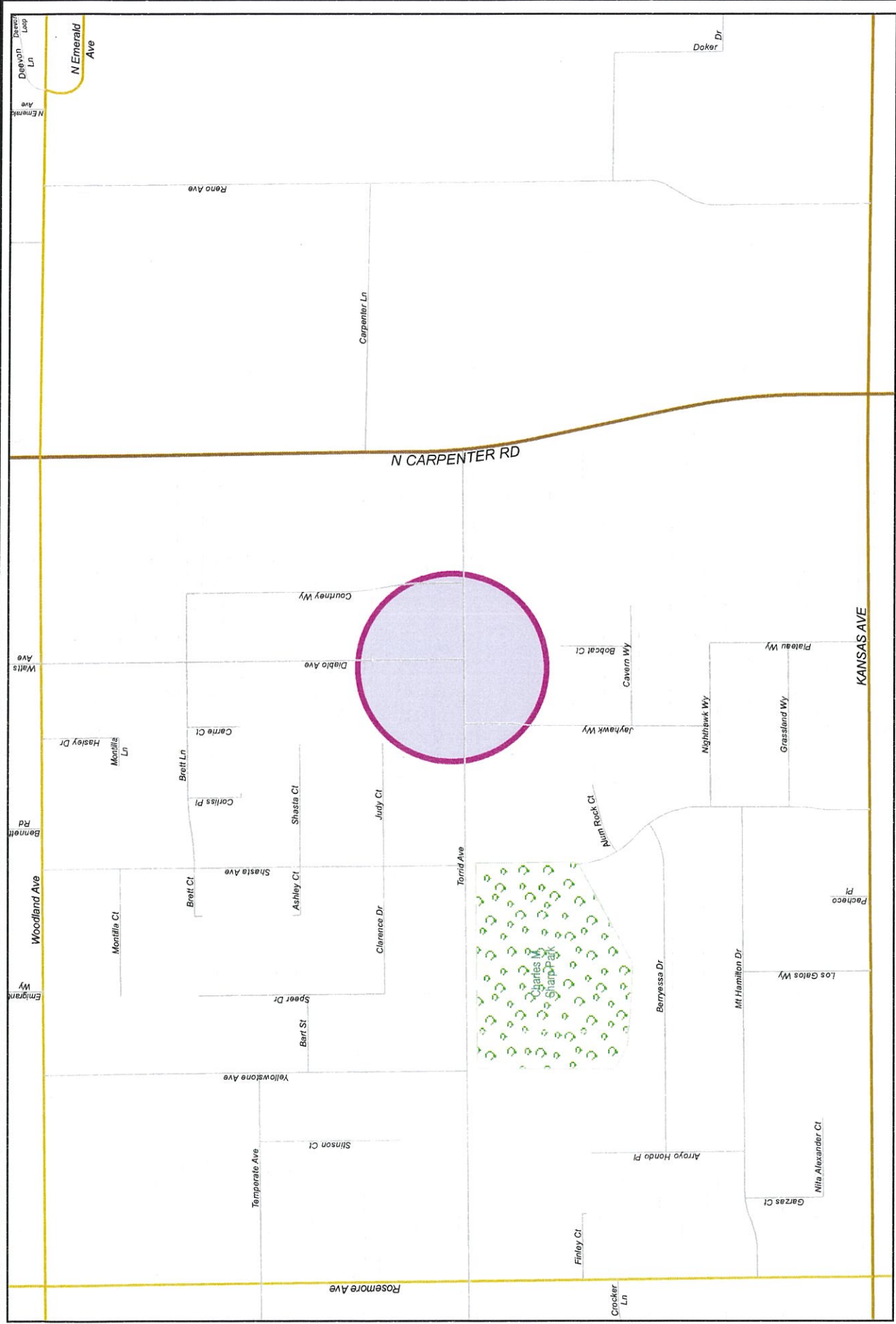
Cost Center: 49999 **Category:** Wastewater **Start Date:** 2016
Hosting Fund: Sewer Operations Fund-4210 **Type Class:** Wastewater Utility **End Date:** 2020
Element Listing: Comm Svcs & Fac **Area:** Within City **Status:** Active
Classification: Improvements **Manager:** Franco, Jesse **Const. Code:** Not Awarded

Proj Desc: This project will provide funding to replace existing sewer mains in the East Morris neighborhood. This area is between McHenry and Coffee, and Downey and Fairmont. This is one of the oldest sewer systems in the City and has several deficiencies. Project to be completed in phases.

Proj Stat: Design being prepared. Construction anticipated FY 17-18 for Phase 1.

Expenditures	Budget	Actual+Commit	Available	Prop. Inc./Dec. for 17-18	Budget+Prop. Inc./Dec.	Avail.+Prop. Inc./Dec.	18-19	19-20	20-21	21-22	Total Budgeted up to 2022
CA Construction Admin	211,200	0	211,200	9,600	220,800	220,800	144,000	0	0	0	364,800
CON Construction	1,760,000	0	1,760,000	1,000,000	2,760,000	2,760,000	1,800,000	0	0	0	4,560,000
CTGY-CIP Contingency - CIP	176,000	0	176,000	44,800	220,800	220,800	144,000	0	0	0	364,800
EDA Eng/Design/Admin	352,800	169,966	182,834	0	352,800	182,834	112,000	0	0	0	464,800
Expenditure Totals:	2,500,000	169,966	2,330,034	1,054,400	3,554,400	3,384,434	2,200,000	0	0	0	5,754,400

Fund Balance Required	Budget+Prop. Inc./Dec.	Available+Prop. Inc./Dec.
Sewer Operations Fund-4210	3,554,400	3,384,434



City of Modesto
Project #: 100848

UTL - Torrid Diablo Lift Station - Emerald Subtrunk



UTL - Torrid Diablo Lift Station - Emerald Subtrunk

100848

Capital Un-sponsored

Cost Center: 49999 **Category:** Wastewater **Start Date:** 2016
Hosting Fund: Sewer Operations Fund-4210 **Type Class:** Wastewater Utility **End Date:** 2018
Element Listing: Comm Svcs & Fac **Area:** Within City **Status:** Active
Classification: Improvements **Manager:** Franco, Jesse **Const. Code:** Under Construction

Proj Desc: This project will provide funding for the Torrid and Diablo Lift Station, Lift Station No. 34, which is located on the northwest corner of Torrid Avenue and Diablo Avenue. The station is a dry pit type station with the wet well located in the intersection. During storm events the wet well backs up and portable back up pumps are needed to avoid Sanitary Sewer Overload (SSO). The City's preferred solution is to convert the station into a submersible type lift station.

Proj Stat: Construction to be completed by the end of 2017.

Expenditures	Budget	Actual+Commit	Available	Prop. Inc./Dec. for 17-18	Budget+Prop. Inc./Dec.	Avail. +Prop. Inc./Dec.	18-19	19-20	20-21	21-22	Total Budgeted up to 2022
CA Construction Admin	74,950	12,746	62,204	0	74,950	62,204	0	0	0	0	74,950
CON Construction	623,000	623,000	0	0	623,000	0	0	0	0	0	623,000
CTGY-CIP Contingency - CIP	93,450	0	93,450	0	93,450	93,450	0	0	0	0	93,450
EDA Eng/Design/Admin	59,899	55,558	4,341	0	59,899	4,341	0	0	0	0	59,899
Expenditure Totals:	851,299	691,304	159,995	0	851,299	159,995	0	0	0	0	851,299

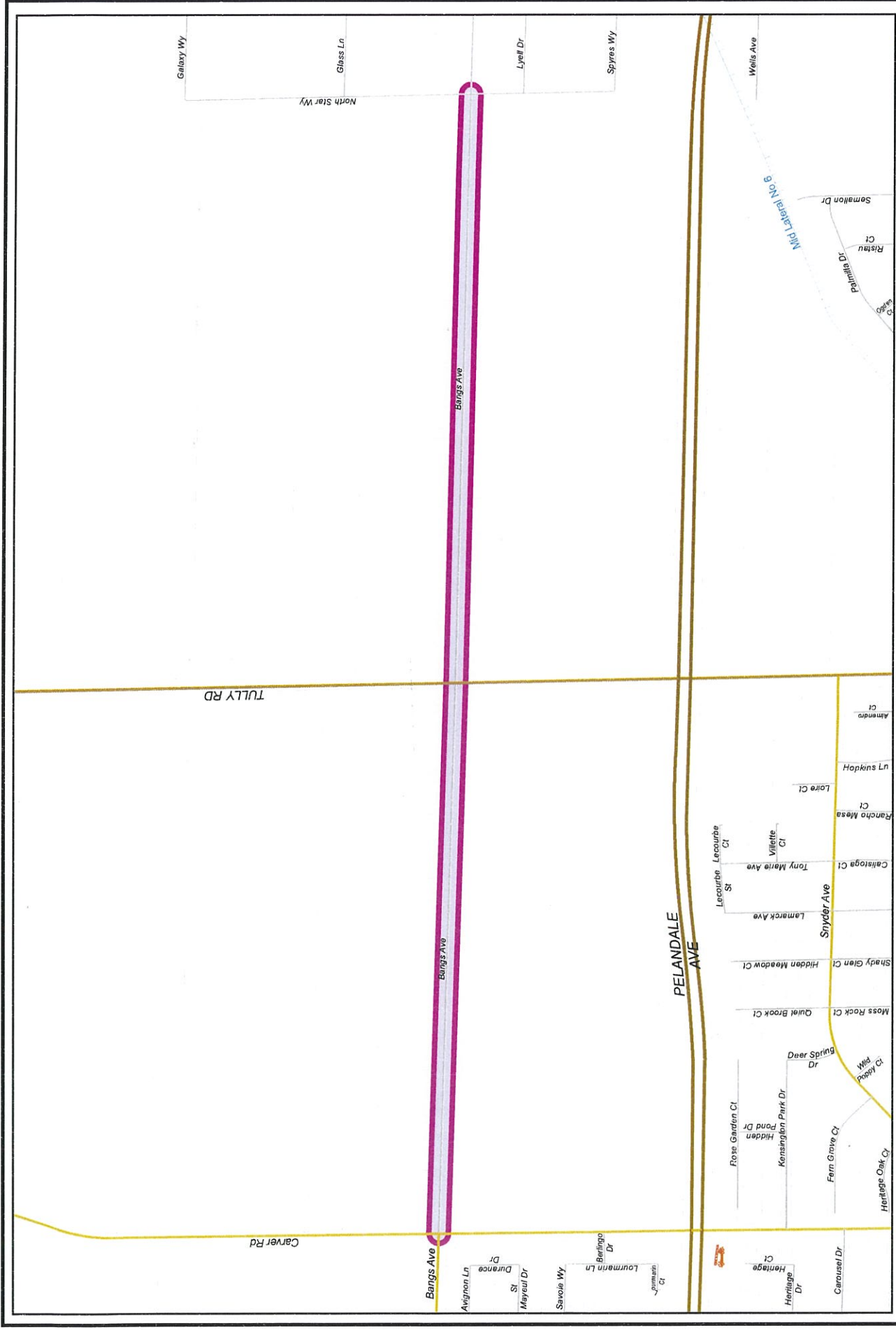
Fund Balance Required	Budget+Prop. Inc./Dec.	Available+Prop. Inc./Dec.
Sewer Operations Fund-4210	851,299	159,995



City of Modesto

Project #: 100849

UTL - North Trunk



UTL - North Trunk

100849

Capital Un-sponsored

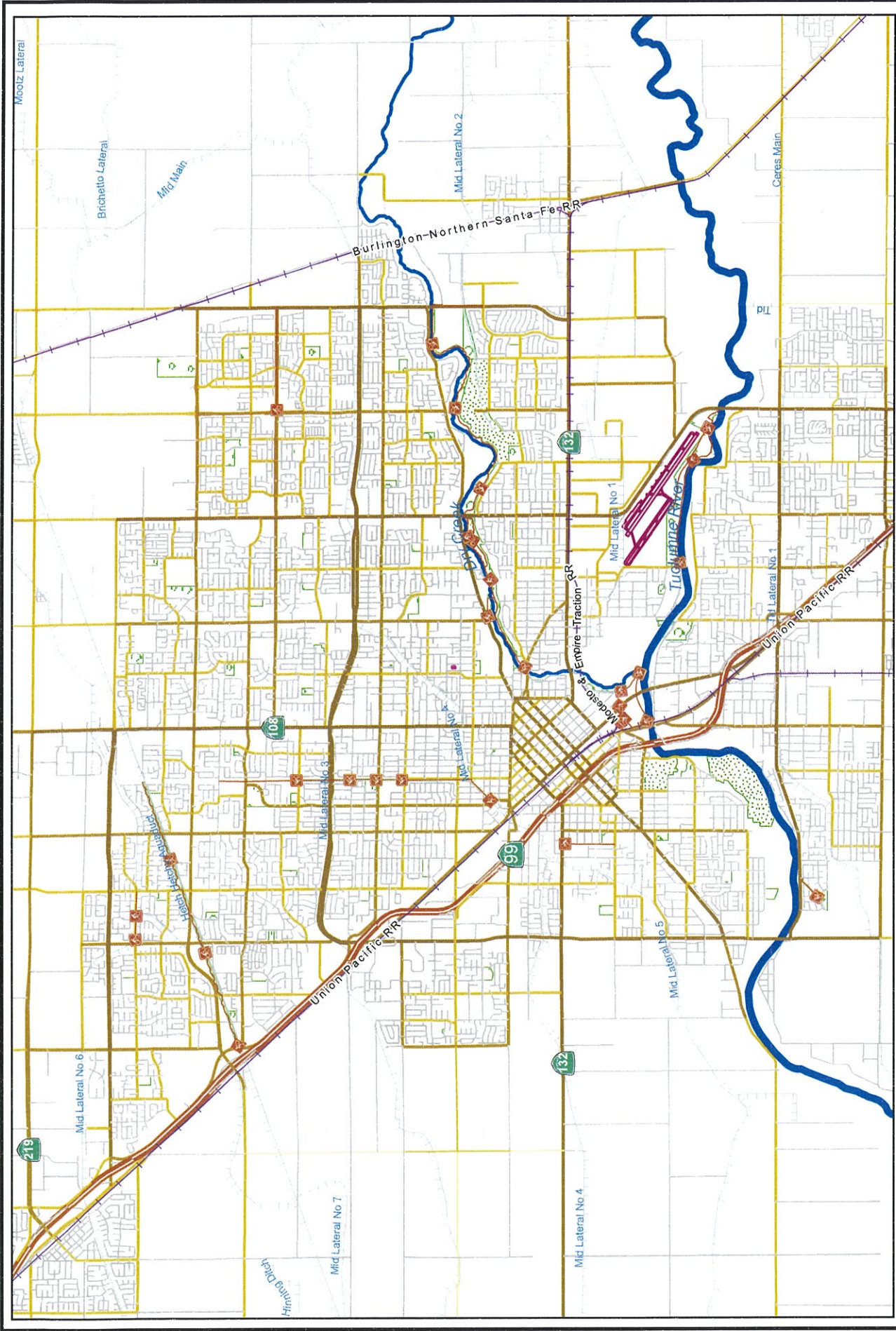
Cost Center: 49999 **Category:** Wastewater **Start Date:** 2016
Hosting Fund: Sewer Operations Fund-4210 **Type Class:** Wastewater Utility **End Date:** 2018
Element Listing: Comm Svcs & Fac **Area:** Within City **Status:** Active
Classification: Improvements **Manager:** Franco, Jesse **Const. Code:** Not Awarded

Proj Desc: This project will provide funding for the North Trunk N-1 which is an existing 39-inch diameter trunk that currently terminates at the intersection of Bangs Avenue and Carver Road. From this intersection, the trunk sewer conveys flows west in Bangs Avenue for approximately 5,300 feet to American Avenue. At American Avenue the trunk sewer proceeds south, where it is referred to as the West Trunk (Figure 4.1). The North Trunk will be extended east in Bangs Avenue to serve future development in the Kierman/Carver, Kierman/McHenry, Pelandale/McHenry and Hetch Hetchy CPDs in Area 1. The new service improvements includes 5,493-feet of 30-inch diameter pipe in Bangs Avenue that begins at the terminus of the existing North Trunk at Carver Road and runs east to North Star Way.

Proj Stat: Design to be completed by fall 2017. Construction anticipated spring 2018.

Expenditures	Budget	Actual+Commit	Available	Prop. Inc./Dec. for 17-18	Budget+Prop. Inc./Dec.	Avail.+Prop. Inc./Dec.	18-19	19-20	20-21	21-22	Total Budgeted up to 2022
CA Construction Admin	0	0	0	160,000	160,000	160,000	0	0	0	0	160,000
CON Construction	0	0	0	1,600,000	1,600,000	1,600,000	0	0	0	0	1,600,000
CTGY Constingency - CIP	0	0	0	160,000	160,000	160,000	0	0	0	0	160,000
EDA Eng/Design/Admin	200,000	42,048	157,953	80,000	280,000	237,953	0	0	0	0	280,000
Expenditure Totals:	200,000	42,048	157,953	2,000,000	2,200,000	2,157,953	0	0	0	0	2,200,000

Fund Balance Required	Budget+Prop. Inc./Dec.	Available+Prop. Inc./Dec.
Sewer Operations Fund-4210	2,200,000	2,157,953



City of Modesto

Project #: 100850

UTL - 2015 Sewer Lift Station Coating Rehabilitation (Suspended)



UTL - 2015 Sewer Lift Station Coating Rehabilitation (Suspended)

100850

Capital Unspent

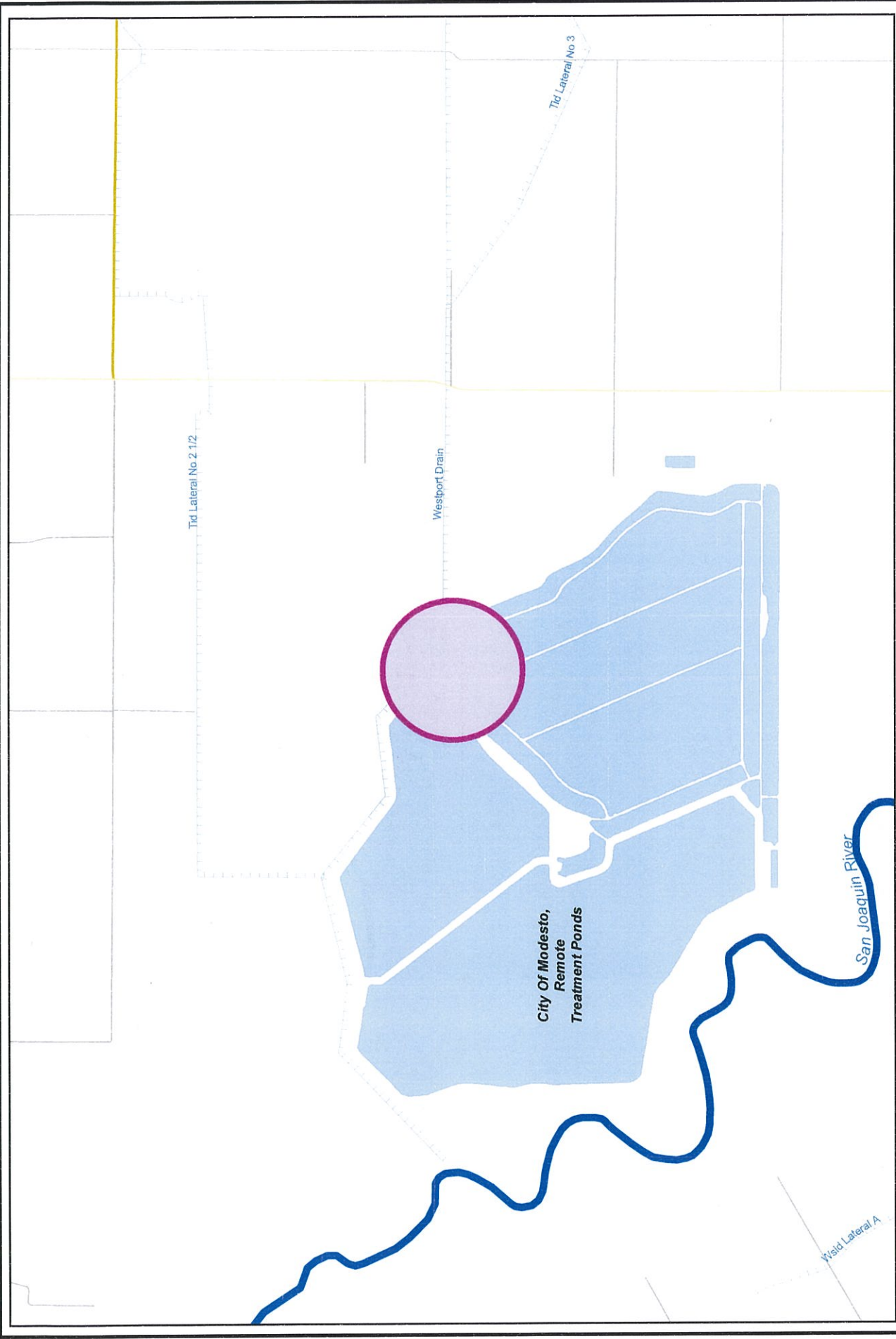
Cost Center: 49999 **Category:** Wastewater **Start Date:** 2016
Hosting Fund: Sewer Operations Fund-4210 **Type Class:** Wastewater Utility **End Date:** 2017
Element Listing: Comm Svcs & Fac **Area:** Within City **Status:** Active
Classification: Improvements **Manager:** Franco, Jesse **Const. Code:** To be Closed

Proj Desc: This project will provide evaluation and repair to the protective coating of various sewer lift stations. The lining protects the concrete structures from corrosion and extends the service life of the lift stations.

Proj Stat: Construction complete. Accepted by Council on 4/4/17, and enter into on-year warranty period. To be closed by end of FY17-18.

Expenditures	Budget	Actual+Commit	Available	Prop. Inc./Dec. for 17-18	Budget+Prop. Inc./Dec.	Avail.+Prop. Inc./Dec.	18-19	19-20	20-21	21-22	Total Budgeted up to 2022
CA Construction Admin	36,488	34,575	1,913	0	36,488	1,913	0	0	0	0	36,488
CON Construction	304,069	304,069	0	0	304,069	0	0	0	0	0	304,069
CTGY-CIP Contingency - CIP	30,407	0	30,407	0	30,407	30,407	0	0	0	0	30,407
EDA Eng/Design/Admin	24,956	24,340	616	0	24,956	616	0	0	0	0	24,956
Expenditure Totals:	395,920	362,984	32,936	0	395,920	32,936	0	0	0	0	395,920

Fund Balance Required	Budget+Prop. Inc./Dec.	Available+Prop. Inc./Dec.
Sewer Operations Fund-4210	395,920	32,936



City of Modesto

Project #: 100860

UPP - Jennings Facultative Ponds Biosolids Removal



UPP - Jennings Facultative Ponds Biosolids Removal

100860

Capital Un-sponsored

Cost Center: 49999
Hosting Fund: Sewer Operations Fund-4210
Element Listing: Comm Svcs & Fac
Classification: Improvements

Category: Wastewater
Type Class: Wastewater Utility
Area: Within City
Manager: Franco, Jesse

Start Date: 2015
End Date: 2019
Status: Active
Const. Code: Not Awarded

Proj Desc: This project will provide funding for the removal of biosolids in the Facultative Ponds at the Jennings Plant. The existing ponds have accumulated substantial amounts of biosolids and have not been cleaned in several years. It is anticipated that this project will be an annual CIP.

Proj Stat: The first phase of the project will evaluate and test different methods for biosolids removal. This effort is scheduled to begin summer 2017.

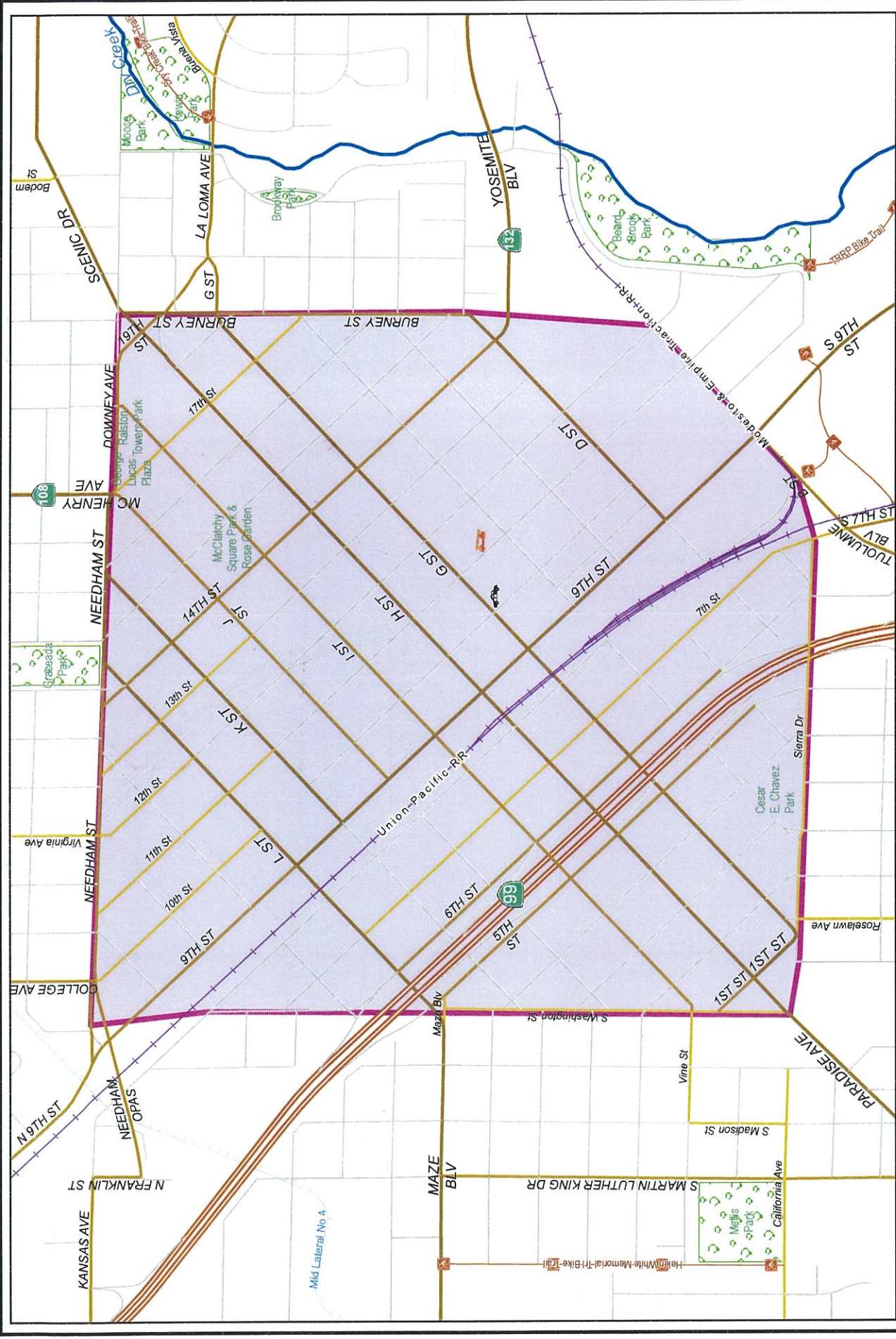
Expenditures	Budget	Actual+Commit	Available	Prop. Inc./Dec. for 17-18	Budget+Prop. Inc./Dec.	Avail.+Prop. Inc./Dec.	18-19	19-20	20-21	21-22	Total Budgeted up to 2022
CON Construction	1,500,000	0	1,500,000	0	1,500,000	1,500,000	0	0	0	0	1,500,000
EDA Eng/Design/Admin	150,000	19,316	130,684	0	150,000	130,684	0	0	0	0	150,000
Expenditure Totals:	1,650,000	19,316	1,630,684	0	1,650,000	1,630,684	0	0	0	0	1,650,000

Fund Balance Required	Budget+Prop. Inc./Dec.	Available+Prop. Inc./Dec.
Sewer Operations Fund-4210	1,650,000	1,630,684



City of Modesto
 Project #: 100861

UPP - Downtown Sewer Collection System Replacement



UPP - Downtown Sewer Collection System Replacement

100861

Capital Un-sponsored

Cost Center: 49999 Category: Wastewater Start Date: 2015
 Hosting Fund: Sewer Operations Fund-4210 Type Class: Wastewater Utility End Date: 2021
 Element Listing: Comm Svcs & Fac Area: Within City Status: New
 Classification: Improvements Manager: Franco, Jesse Const. Code: New or Future

Proj Desc: This project will provide funding to perform topographic survey and GIS coordination of the sewer system within the downtown to assist with sewer replacements. Engineering will then coordinate with Operations and the recent CCTV inspections to determine sections of replacement.

Proj Stat: Survey and design effort is anticipated to begin late spring 2017, with phased construction to follow. First phase of construction anticipated FY 18-19.

Expenditures	Budget	Actual+Commit	Available	Prop. Inc./Dec. for 17-18	Budget+Prop. Inc./Dec.	Avail.+Prop. Inc./Dec.	18-19	19-20	20-21	21-22	Total Budgeted up to 2022
CA Construction Admin	0	0	0	0	0	0	103,200	160,000	0	0	263,200
CON Construction	0	0	0	0	0	0	103,200	160,000	0	0	263,200
EDA Eng/Design/Admin	300,000	3,145	296,855	0	300,000	296,855	58,600	95,000	0	0	453,600
Expenditure Totals:	300,000	3,145	296,855	0	300,000	296,855	1,555,000	2,415,000	0	0	4,270,000

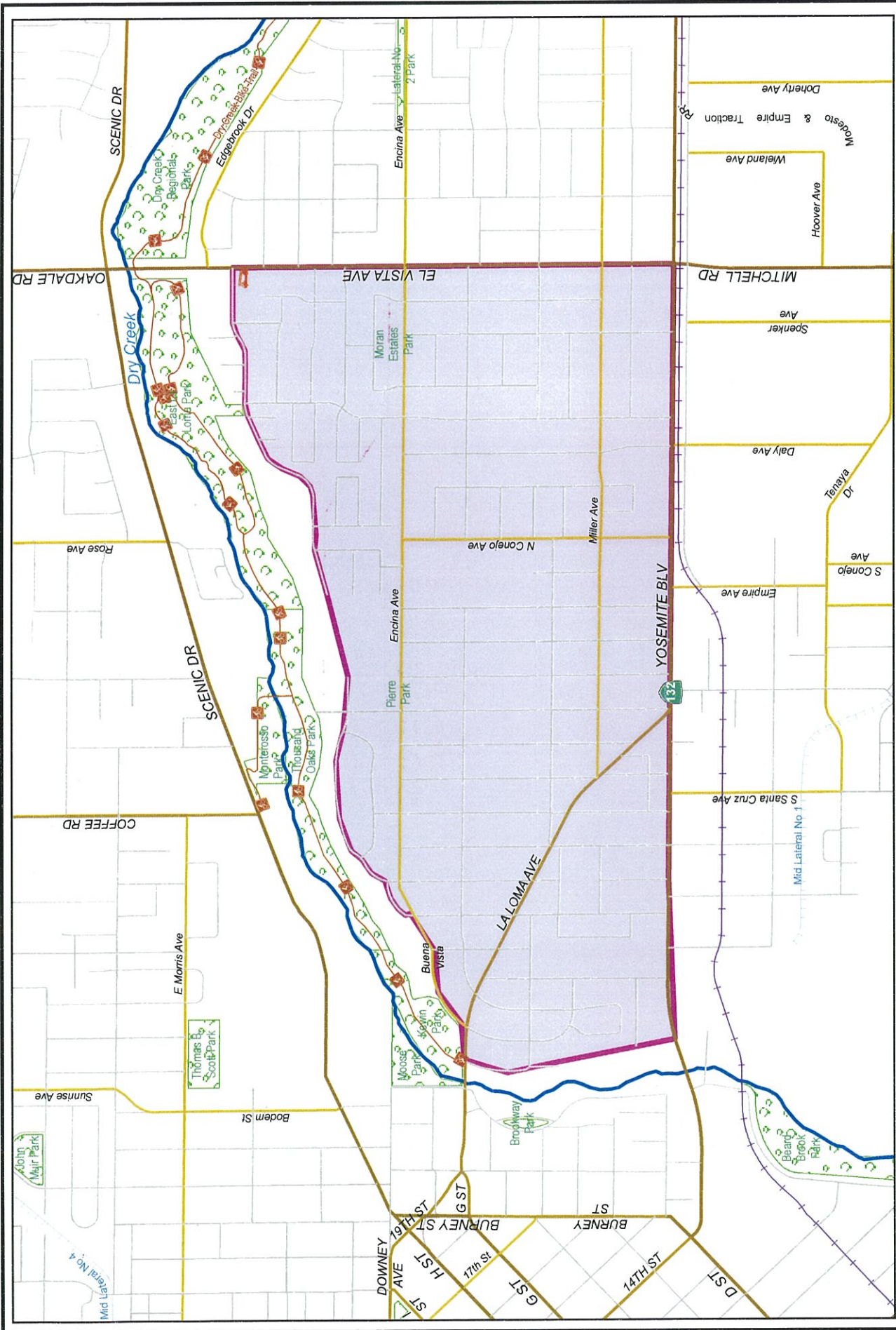
Fund Balance Required	Budget+Prop. Inc./Dec.	Available+Prop. Inc./Dec.
Sewer Operations Fund-4210	300,000	296,855



City of Modesto

Project #: 100916

UTL - La Loma Sewer



UTL - La Loma Sewer

100916

Capital Unspended

Cost Center: UPP - Capital Projects-49999
Hosting Fund: Sewer Operations Fund-4210
Element Listing: Comm Svcs & Fac
Classification: Improvements

Category: Wastewater
Type Class: Wastewater Utility
Area: Within City
Manager: Franco, Jesse

Start Date: 2016
End Date: 2018
Status: Active
Const. Code: New or Future

Proj Desc: This project will provide sewer main replacements within various locations throughout the La Loma Neighborhood, bounded by El Rio Avenue and El Vista Avenue, and Edgebrook Drive and Yosemite Boulevard. Locations to be provided by Wastewater Collections staff.

Proj Stat: Design to be in conjunction with water improvements in same neighborhood. Construction anticipated spring 2018.

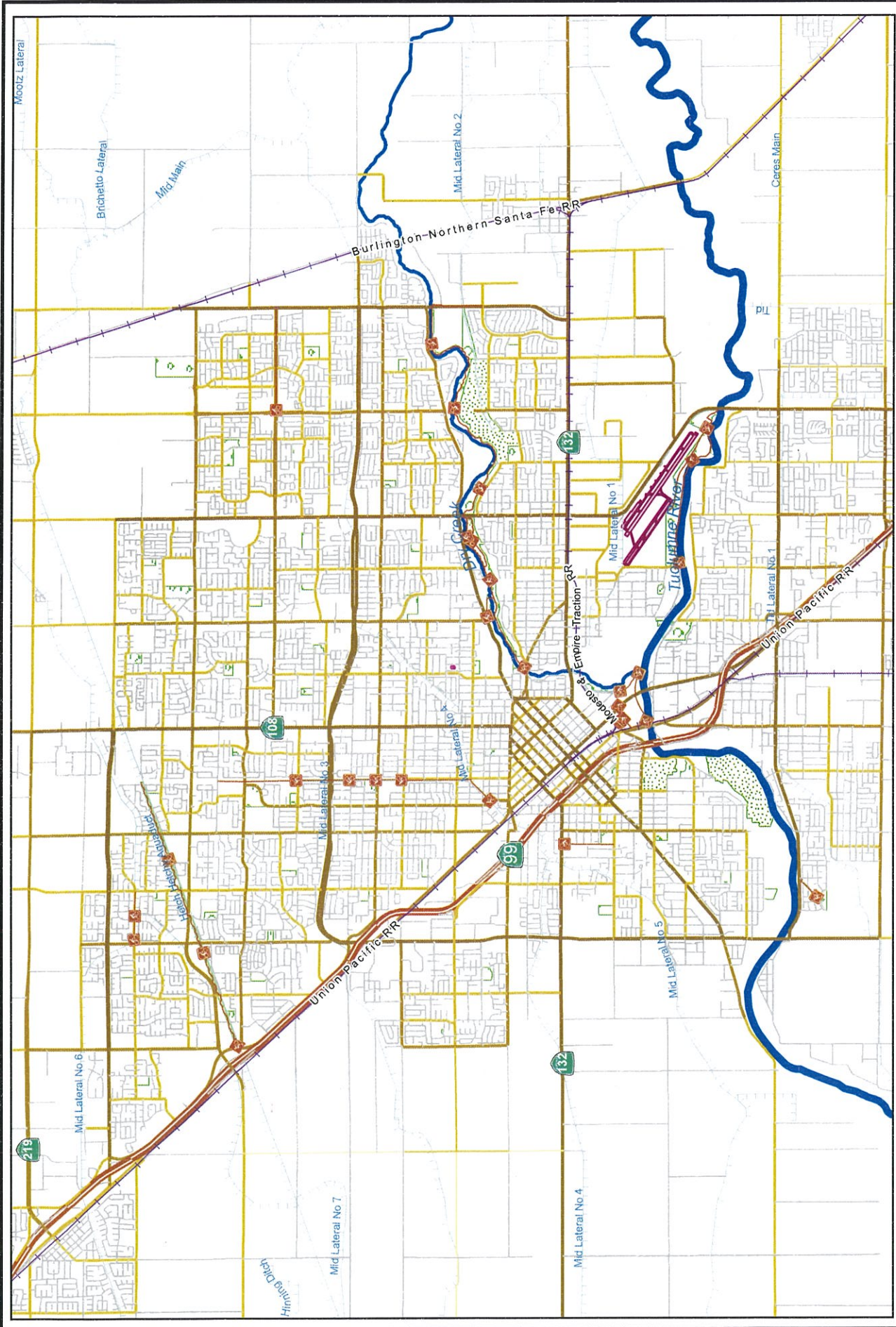
Expenditures

	Budget	Actual+Commit	Available	Prop. Inc./Dec. for 17-18	Budget+Prop. Inc./Dec.	Avail.+Prop. Inc./Dec.	18-19	19-20	20-21	21-22	Total Budgeted up to 2022
CA Construction Admin	150,000	0	150,000	-60,000	90,000	90,000	0	0	0	0	90,000
CON Construction	1,500,000	0	1,500,000	-750,000	750,000	750,000	0	0	0	0	750,000
CTGY-CIP Contingency - CIP	150,000	0	150,000	-60,000	90,000	90,000	0	0	0	0	90,000
EDA Eng/Design/Admin	300,000	72	299,928	-187,428	112,572	112,500	0	0	0	0	112,572
Expenditure Totals:	2,100,000	72	2,099,928	-1,057,428	1,042,572	1,042,500	0	0	0	0	1,042,572

Fund Balance Required

Sewer Operations Fund-4210

Budget+Prop. Inc./Dec.	Available+Prop. Inc./Dec.
1,042,572	1,042,500



City of Modesto

Project #: 100925

UTL - 2016-2017 Sewer Replacement



UTL - 2016-2017 Sewer Replacement

100925

Capital Un-sponsored

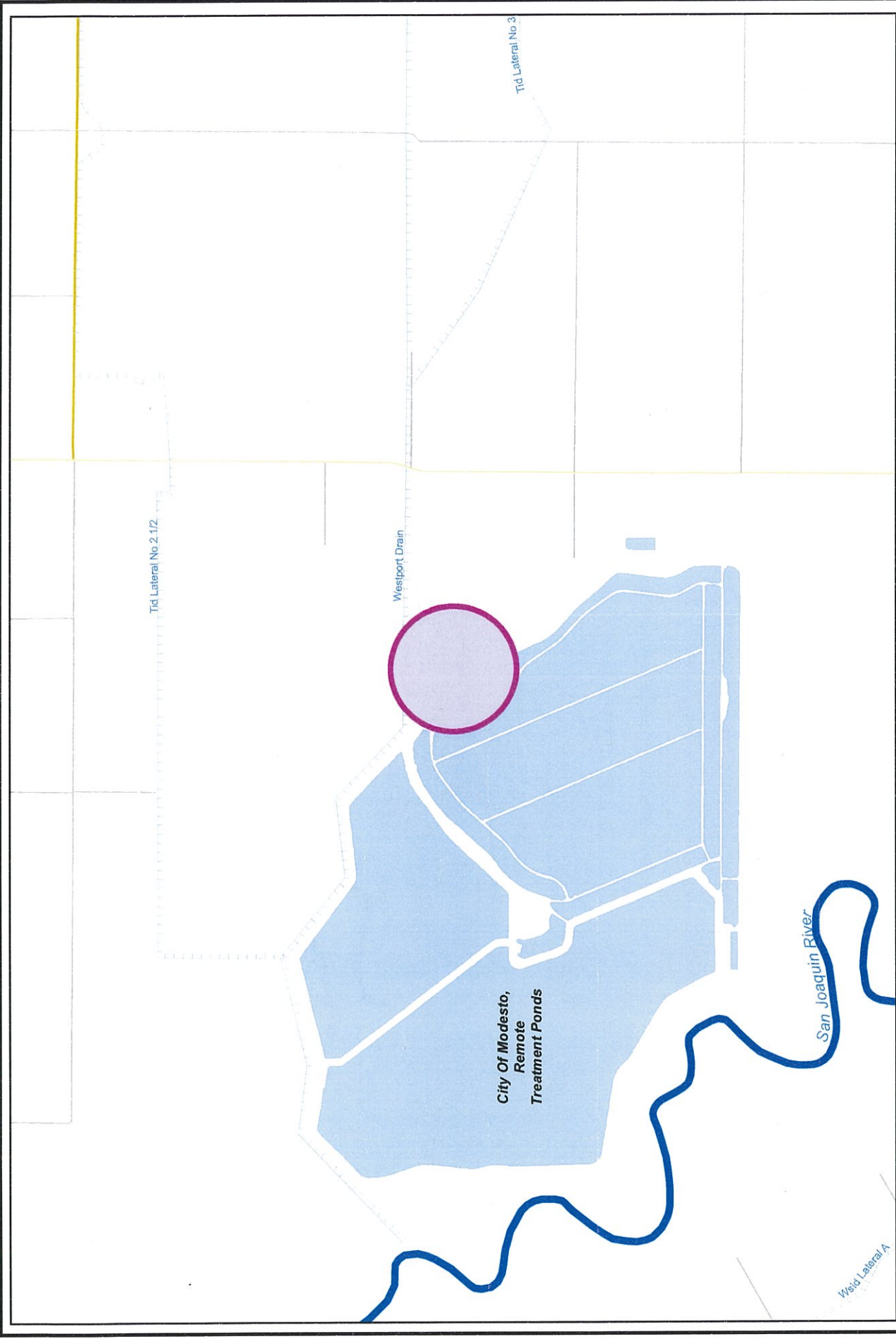
Cost Center: 49999 **Category:** Wastewater **Start Date:** 2017
Hosting Fund: Sewer Operations Fund-4210 **Type Class:** Wastewater Utility **End Date:** 2018
Element Listing: Comm Svcs & Fac **Area:** Within City **Status:** New
Classification: Improvements **Manager:** Franco, Jesse **Const. Code:** New or Future

Proj Desc: This project will address sewer collection maintenance issue within various locations throughout the City and provide necessary sewer replacements.

Proj Stat: Construction anticipated to be complete by end of FY17-18.

Expenditures	Budget	Actual+Commit	Available	Prop. Inc./Dec. for 17-18	Budget+Prop. Inc./Dec.	Avail.+Prop. Inc./Dec.	18-19	19-20	20-21	21-22	Total Budgeted up to 2022
CA Construction Admin	111,811	113,258	-1,447	0	111,811	-1,447	0	0	0	0	111,811
CON Construction	764,834	87,000	677,834	0	764,834	677,834	0	0	0	0	764,834
CTGY-CIP Contingency - CIP	79,695	0	79,695	0	79,695	79,695	0	0	0	0	79,695
EDA Eng/Design/Admin	119,542	9,057	110,485	0	119,542	110,485	0	0	0	0	119,542
Expenditure Totals:	1,075,882	209,315	866,567	0	1,075,882	866,567	0	0	0	0	1,075,882

Fund Balance Required	Budget+Prop. Inc./Dec.	Available+Prop. Inc./Dec.
Sewer Operations Fund-4210	1,075,882	866,567



City of Modesto

Project #: 100927

UTL - Jennings Secondary Improvements



City Of Modesto,
Remote
Treatment Ponds

San Joaquin River

Tid Lateral No.2.1/2

Westport Drain

Tid Lateral No.3

Wsid Lateral A

UTL - Jennings Secondary Improvements

100927

Capital Unspponsored

Cost Center: 49999 **Category:** Wastewater **Start Date:** 2017
Hosting Fund: Sewer Operations Fund-4210 **Type Class:** Wastewater Utility **End Date:** 2021
Element Listing: Comm Svcs & Fac **Area:** Within City **Status:** New
Classification: Improvements **Manager:** Franco, Jesse **Const. Code:** New or Future

Proj Desc: This project will provide improvements to the Jennings Secondary Treatment Plant, including rehabilitation of the Fixed Film Reactors and installation of aerators in the Recirculation Channel. Initial project effort will focus on Preliminary Design of improvements. Actual construction budget will be contingent upon the proposed Sewer Rates being approved and adopted by Council.

Proj Stat: Preliminary design to begin FY 17-18. Final design anticipated FY 18-19.

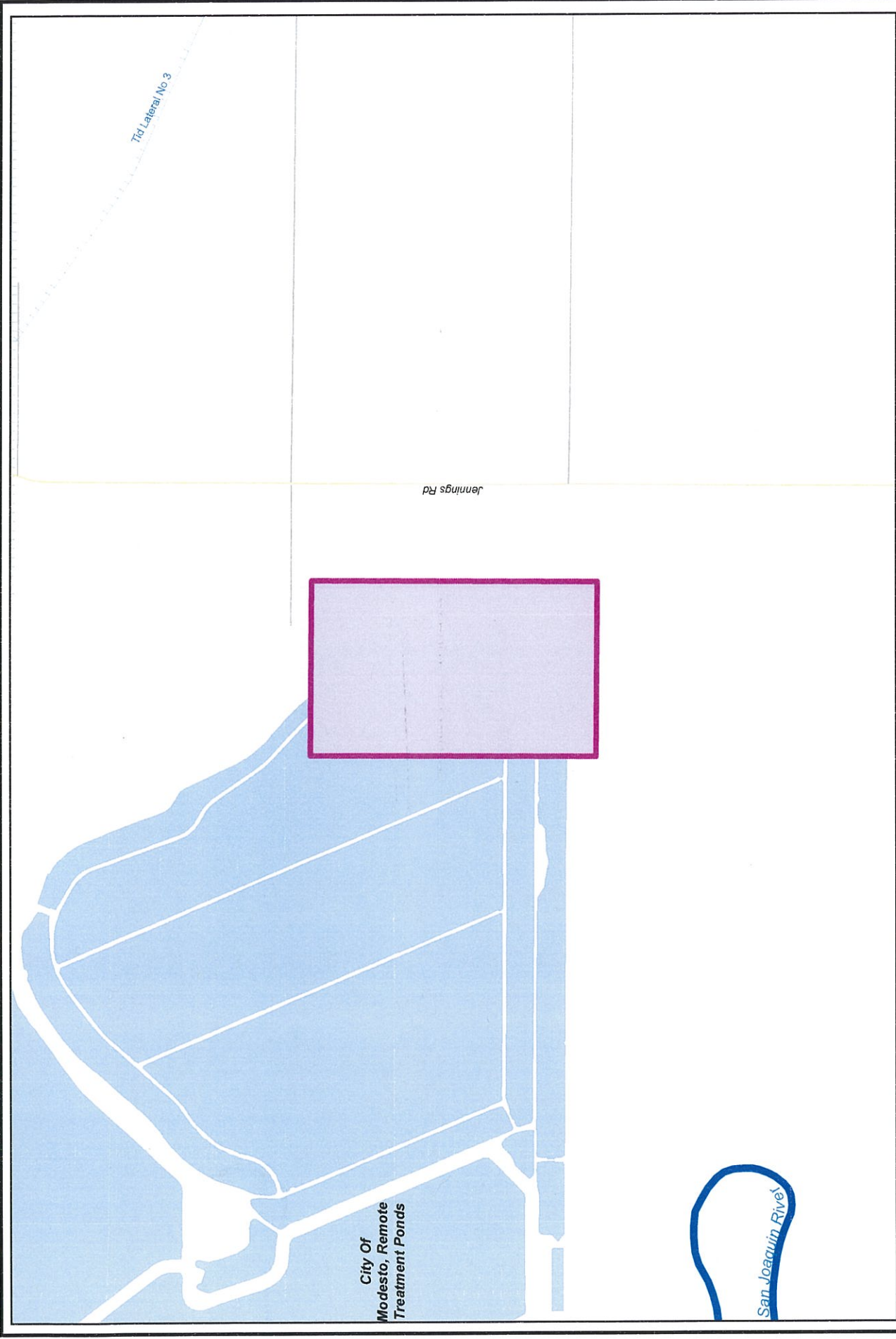
Expenditures

	Budget	Actual+Commit	Available	Prop. Inc./Dec. for 17-18	Budget+Prop. Inc./Dec.	Avail.+Prop. Inc./Dec.	18-19	19-20	20-21	21-22	Total Budgeted up to 2022
EDA Eng/Design/Admin	2,233,400	1,028	2,232,372	0	2,233,400	2,232,372	5,379,115	0	0	0	7,612,515
Expenditure Totals:	2,233,400	1,028	2,232,372	0	2,233,400	2,232,372	5,379,115	0	0	0	7,612,515

Fund Balance Required

Sewer Operations Fund-4210

Budget+Prop. Inc./Dec. 2,233,400
 Available+Prop. Inc./Dec. 2,232,372



City of Modesto

Project #: 100929

UTL - Tertiary Bypass Line



City Of
Modesto, Remote
Treatment Ponds

San Joaquin River

Jenning's Rd

Tid Lateral No 3

UTL - Tertiary Bypass Line

100929

Capital Un-sponsored

Cost Center: 49999 **Category:** Wastewater **Start Date:** 2017
Hosting Fund: Sewer Operations Fund-4210 **Type Class:** Wastewater Utility **End Date:** 2018
Element Listing: Comm Svcs & Fac **Area:** Within City **Status:** Active
Classification: Improvements **Manager:** Franco, Jesse **Const. Code:** New or Future

Proj Desc: This project will provide a Tertiary Effluent bypass line allowing bypass of outfall to the forebay for river discharge as well as a sampling station for combined tertiary effluent, and modifications to yard piping for tertiary treatment.

Proj Stat: Construction anticipated to begin summer 2017.

Expenditures	Budget	Actual+Commit	Available	Prop. Inc./Dec. for 17-18	Budget+Prop. Inc./Dec.	Avail.+Prop. Inc./Dec.	18-19	19-20	20-21	21-22	Total Budgeted up to 2022
CA Construction Admin	15,000	0	15,000	0	15,000	15,000	0	0	0	0	15,000
CON Construction	150,000	0	150,000	0	150,000	150,000	0	0	0	0	150,000
CTGY-CIP Contingency - CIP	15,000	0	15,000	0	15,000	15,000	0	0	0	0	15,000
EDA Eng/Design/Admin	20,000	7,421	12,579	0	20,000	12,579	0	0	0	0	20,000
Expenditure Totals:	200,000	7,421	192,579	0	200,000	192,579	0	0	0	0	200,000

Fund Balance Required	Budget+Prop. Inc./Dec.	Available+Prop. Inc./Dec.
Sewer Operations Fund-4210	200,000	192,579

UTL - Tuolumne River Crossings

100930

Capital Un-sponsored

Cost Center: 49999 **Category:** Wastewater **Start Date:** 2017
Hosting Fund: Sewer Operations Fund-4210 **Type Class:** Wastewater Utility **End Date:** 2022
Element Listing: Comm Svcs & Fac **Area:** Within City **Status:** New
Classification: Improvements **Manager:** Franco, Jesse **Const. Code:** New or Future

Proj Desc: This project will replace the existing wastewater outfall trunk lines that cross the Tuolumne River. Initial project effort will focus on Preliminary Design of improvements. Actual construction budget will be contingent upon the proposed Sewer Rates being approved and adopted by Council. Project will also include Sutter Effluent Pump Station.

Proj Stat: Preliminary design to begin FY 17-18. Final design anticipated FY 18-19.

Expenditures	Budget	Actual+Commit	Available	Prop. Inc./Dec. for 17-18	Budget+Prop. Inc./Dec.	Avail.+Prop. Inc./Dec.	18-19	19-20	20-21	21-22	Total Budgeted up to 2022
EDA Eng/Design/Admin	399,942	0	399,942	3,490,000	3,889,942	3,889,942	0	0	0	0	3,889,942
Expenditure Totals:	399,942	0	399,942	3,490,000	3,889,942	3,889,942	0	0	0	0	3,889,942

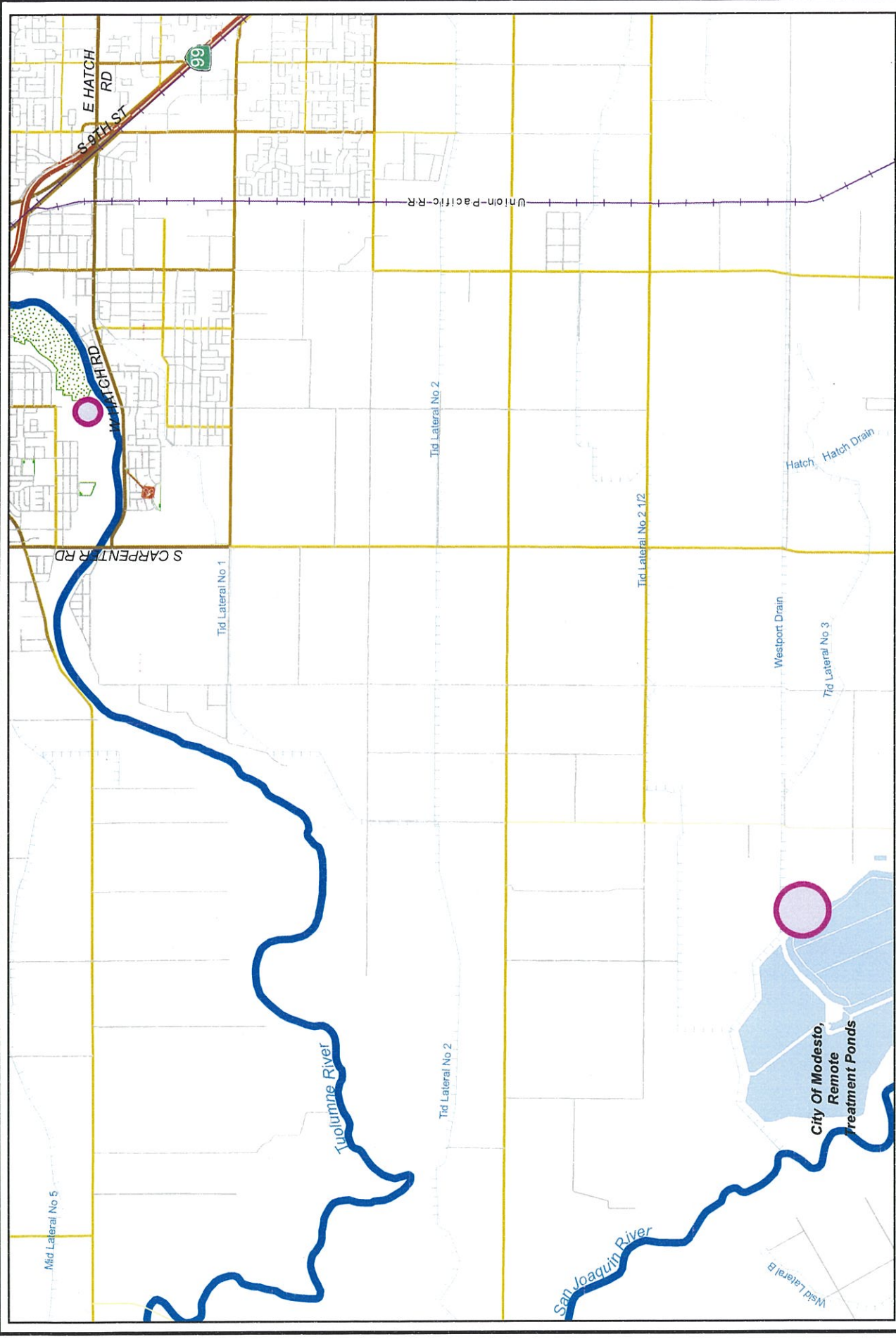
Fund Balance Required	Budget+Prop. Inc./Dec.	Available+Prop. Inc./Dec.
Sewer Operations Fund-4210	3,889,942	3,889,942



City of Modesto

Project #: 100931

UTL - Plant Structural Improvements



Mid Lateral No 5

Tid Lateral No 1

Tid Lateral No 2

Tid Lateral No 2 1/2

Westport Drain

Tid Lateral No 3

City Of Modesto,
Remote
Treatment Ponds

West Lateral B

Tuolumne River

San Joaquin River

Hatch Hatch Drain

S CARPENTER RD

S 11TH ST

E HATCH RD

S 9TH ST

99

Union-Pacific-R-R

UTL - Plant Structural Improvements

100931

Capital Un-sponsored

Cost Center: UPP - Capital Projects-49999
Hosting Fund: Sewer Operations Fund-4210
Element Listing: Comm Svcs & Fac
Classification: Improvements

Category: Wastewater
Type Class: Wastewater Utility
Area: Within City
Manager: Franco, Jesse

Start Date: 2016
End Date: 2017
Status: Active
Const. Code: Not Awarded

Proj Desc: This project will provide structural repairs and improvements to Anaerobic Digesters No. 1 and 2 at the Sutter Plant, as well as structural improvements to the Training Center at the Jennings Plant.

Proj Stat: Construction to be completed by end of 2017.

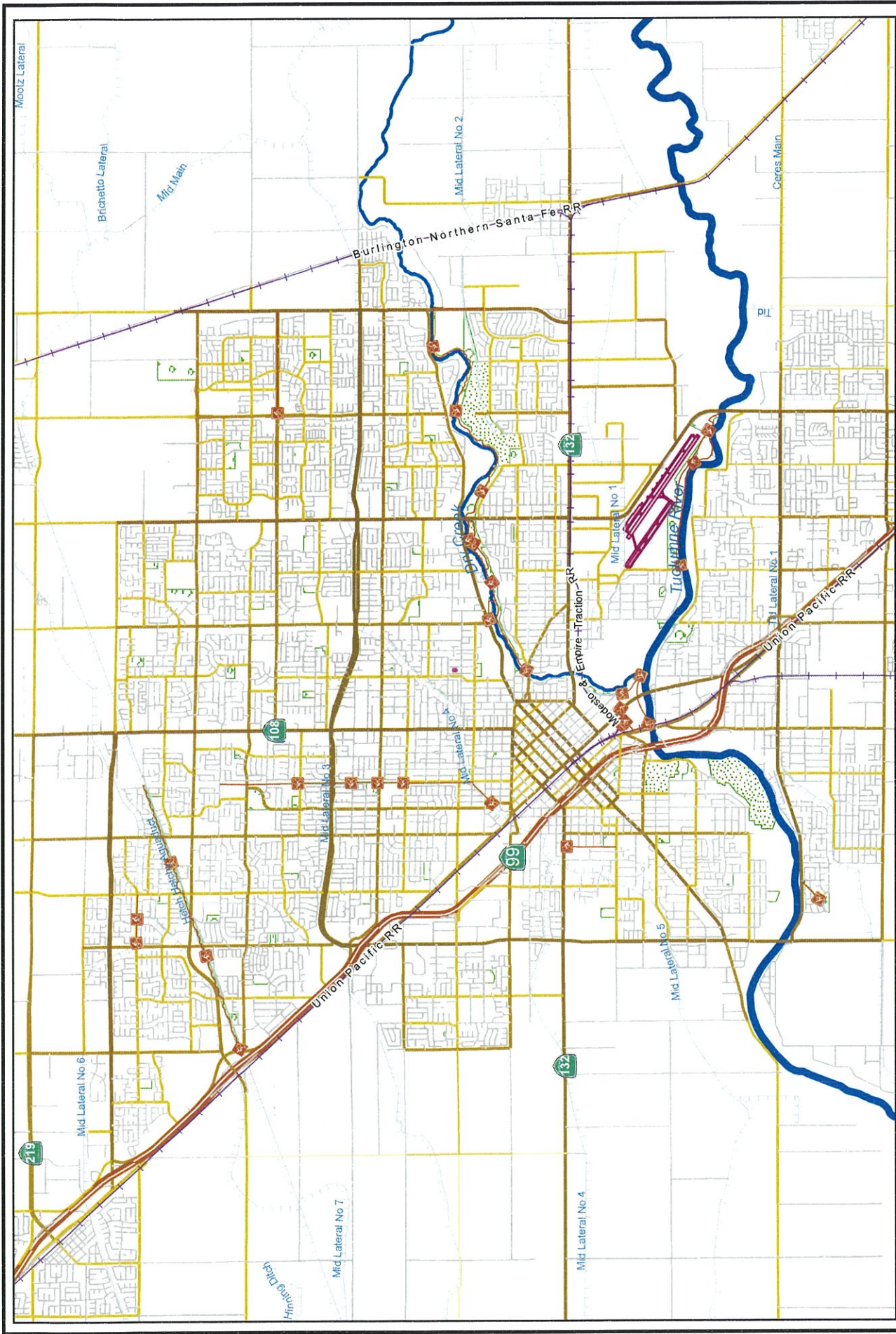
Expenditures

	Budget	Actual+Commit	Available	Prop. Inc./Dec. for 17-18	Budget+Prop. Inc./Dec.	Avail.+Prop. Inc./Dec.	18-19	19-20	20-21	21-22	Total Budgeted up to 2022
CA Construction Admin	25,000	0	25,000	0	25,000	25,000	0	0	0	0	25,000
CON Construction	250,000	0	250,000	0	250,000	250,000	0	0	0	0	250,000
CTGY-CIP Contingency - CIP	25,000	0	25,000	0	25,000	25,000	0	0	0	0	25,000
EDA Eng/Design/Admin	25,000	5,650	19,350	0	25,000	19,350	0	0	0	0	25,000
Expenditure Totals:	325,000	5,650	319,350	0	325,000	319,350	0	0	0	0	325,000

Fund Balance Required

Sewer Operations Fund-4210

Budget+Prop. Inc./Dec.	Available+Prop. Inc./Dec.
325,000	319,350



City of Modesto

Project #: 100996

UTL - 2017-2018 Sewer Replacement



UTL - 2017-2018 Sewer Replacement

100996

Capital Un-sponsored

Cost Center: 49999 **Category:** Wastewater **Start Date:** 2018
Hosting Fund: Sewer Operations Fund-4210 **Type Class:** Wastewater Utility **End Date:** 2018
Element Listing: Comm Svcs & Fac **Area:** Within City **Status:** New
Classification: Improv **Manager:** Franco, Jesse **Const. Code:** New or Future

Proj Desc: This project will address sewer collection maintenance issues within various locations throughout the City and provide necessary sewer replacements. Locations to be provided by Wastewater Collections staff.

Proj Stat: Design to begin late fall 2017. Construction anticipated summer 2018.

Expenditures	Budget	Actual+Commit	Available	Prop. Inc./Dec. for 17-18	Budget+Prop. Inc./Dec.	Avail.+Prop. Inc./Dec.	18-19	19-20	20-21	21-22	Total Budgeted up to 2022
CA Construction Admin	0	0	0	97,782	97,782	97,782	0	0	0	0	97,782
CON Construction	0	0	0	814,848	814,848	814,848	0	0	0	0	814,848
CTGY Contingency - CIP	0	0	0	81,485	81,485	81,485	0	0	0	0	81,485
EDA Eng/Design/Admin	0	0	0	135,561	135,561	135,561	0	0	0	0	135,561
Expenditure Totals:	0	0	0	1,129,676	1,129,676	1,129,676	0	0	0	0	1,129,676

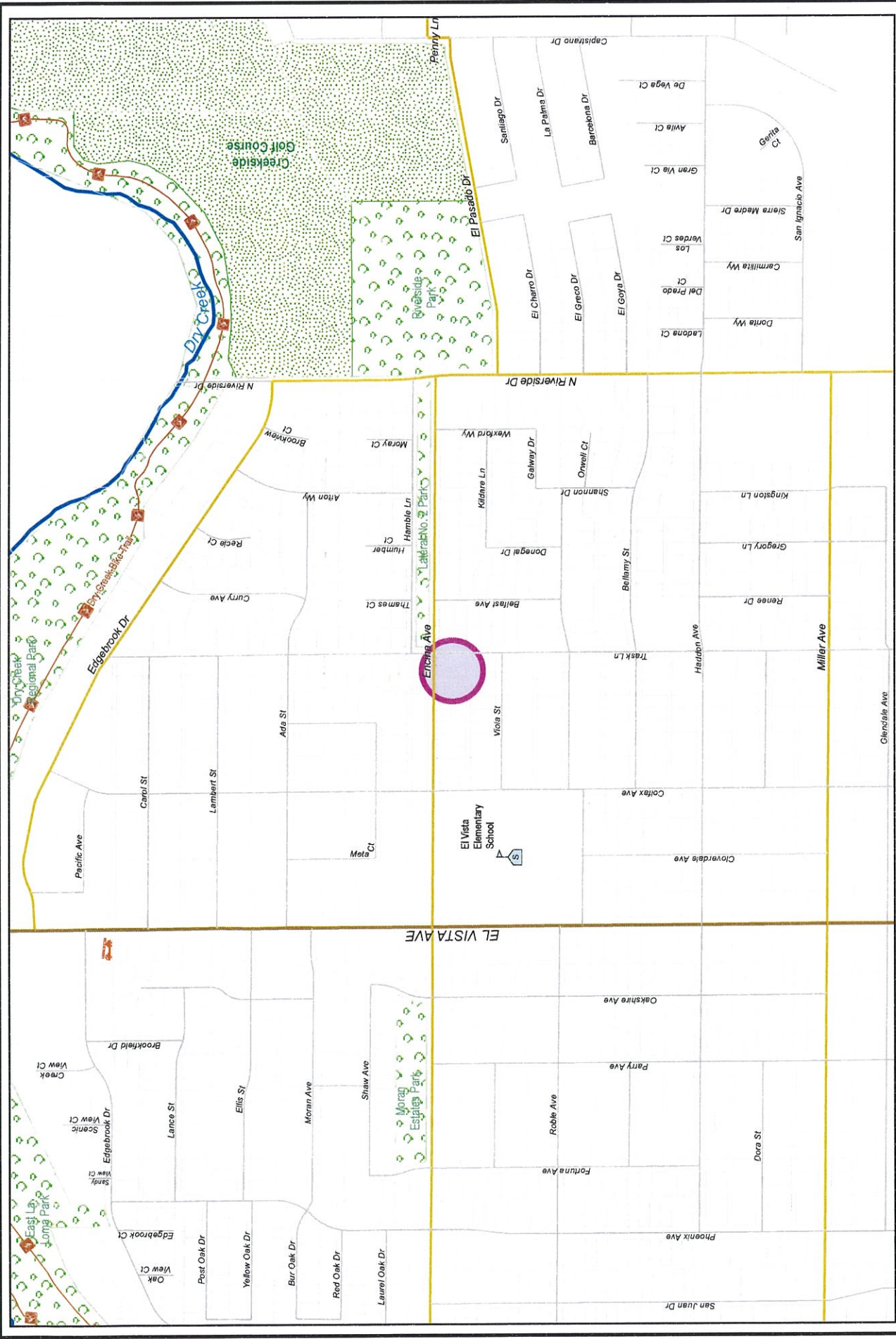
Fund Balance Required	Budget+Prop. Inc./Dec.	Available+Prop. Inc./Dec.
Sewer Operations Fund-4210	1,129,676	1,129,676



City of Modesto

Project #: 100998

UTL - Encina Sewer Lift Station Replacement



UTL - Encina Sewer Lift Station Replacement

100998

Capital Un-sponsored

Cost Center: 49999

Hosting Fund: Sewer Operations Fund-4210

Element Listing: Comm Svcs & Fac

Classification: Improv

Category: Wastewater

Type Class: Wastewater Utility

Area: Within City

Manager: Franco, Jesse

Start Date: 2018

End Date: 2018

Status: New

Const. Code: New or Future

Proj Desc: This project will provide funding for the Encina Sewer Lift Station located near the southwest corner of Encina Avenue and Trask Lane. The existing lift station is located within the roadway making routine maintenance challenging. Lift Station will be relocated out of the street to an adjacent location within public right-of-way. Work for the project will consist of constructing a new submersible lift station with two submersible pumps.

Proj Stat: Design to begin late Summer 2017. Construction anticipated Spring 2018.

Expenditures

	Budget	Actual+Commit	Available	Prop. Inc./Dec. for 17-18	Budget+Prop. Inc./Dec.	Avail.+Prop. Inc./Dec.	18-19	19-20	20-21	21-22	Total Budgeted up to 2022
CA Construction Admin	0	0	0	60,000	60,000	60,000	0	0	0	0	60,000
CON Construction	0	0	0	500,000	500,000	500,000	0	0	0	0	500,000
CTGY Consingency - CIP	0	0	0	50,000	50,000	50,000	0	0	0	0	50,000
EDA Eng/Design/Admin	0	0	0	60,000	60,000	60,000	0	0	0	0	60,000
Expenditure Totals:	0	0	0	670,000	670,000	670,000	0	0	0	0	670,000

Fund Balance Required

Sewer Operations Fund-4210

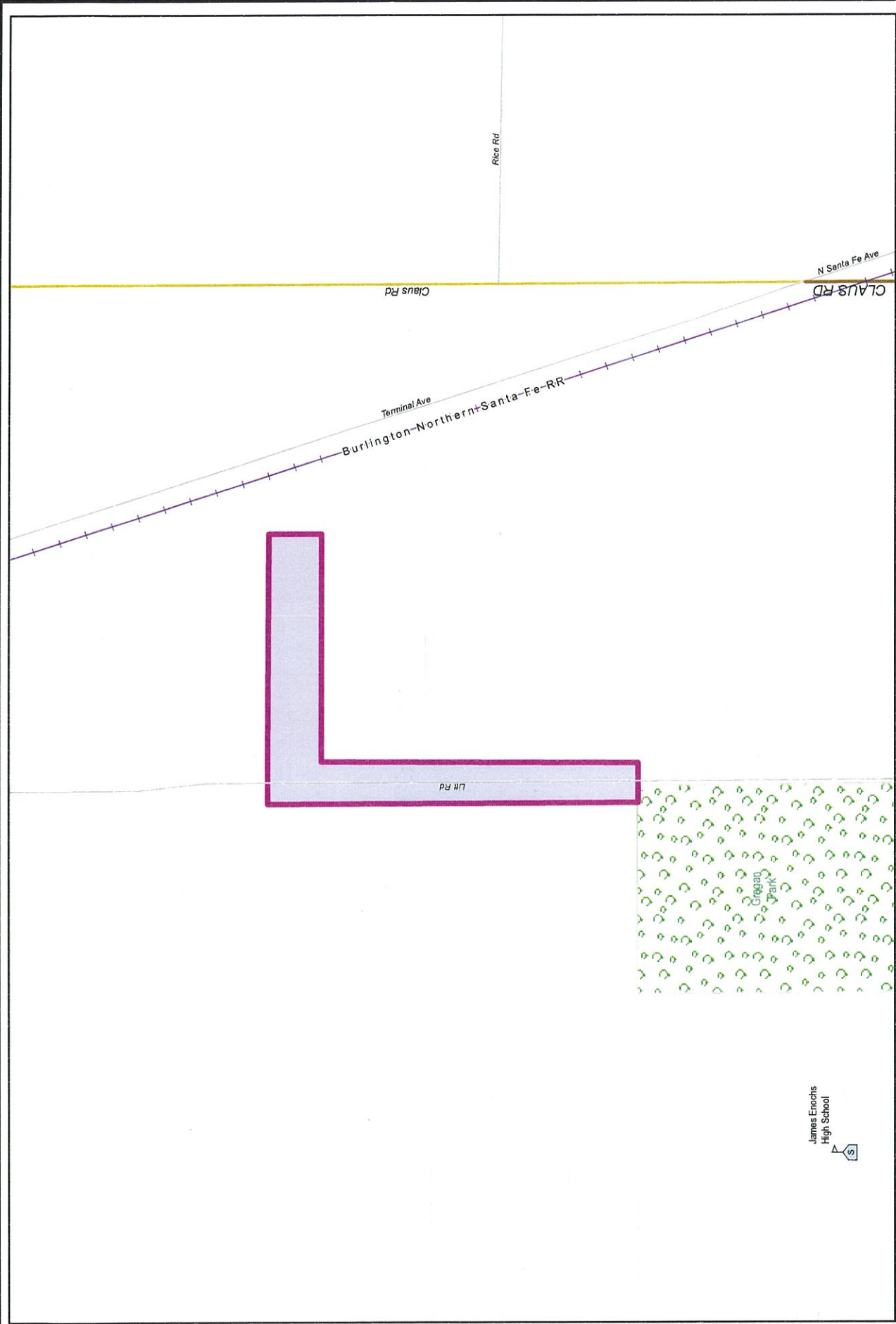
Budget+Prop. Inc./Dec.	Available+Prop. Inc./Dec.
670,000	670,000



City of Modesto

Project #: 101002

UTL - Litt Road Sewer Trunk Extension



UTL - Litt Road Sewer Trunk Extension

101002

Capital Un-sponsored

Cost Center: 49999 Sewer Operations Fund-4210 Category: Wastewater Start Date: 2017
 Hosting Fund: Sewer Operations Fund-4210 Type Class: Wastewater Utility End Date: 2019
 Element Listing: Comm Svcs & Fac Area: Within City Status: New
 Classification: Improv Manager: Franco, Jesse Const. Code: New or Future

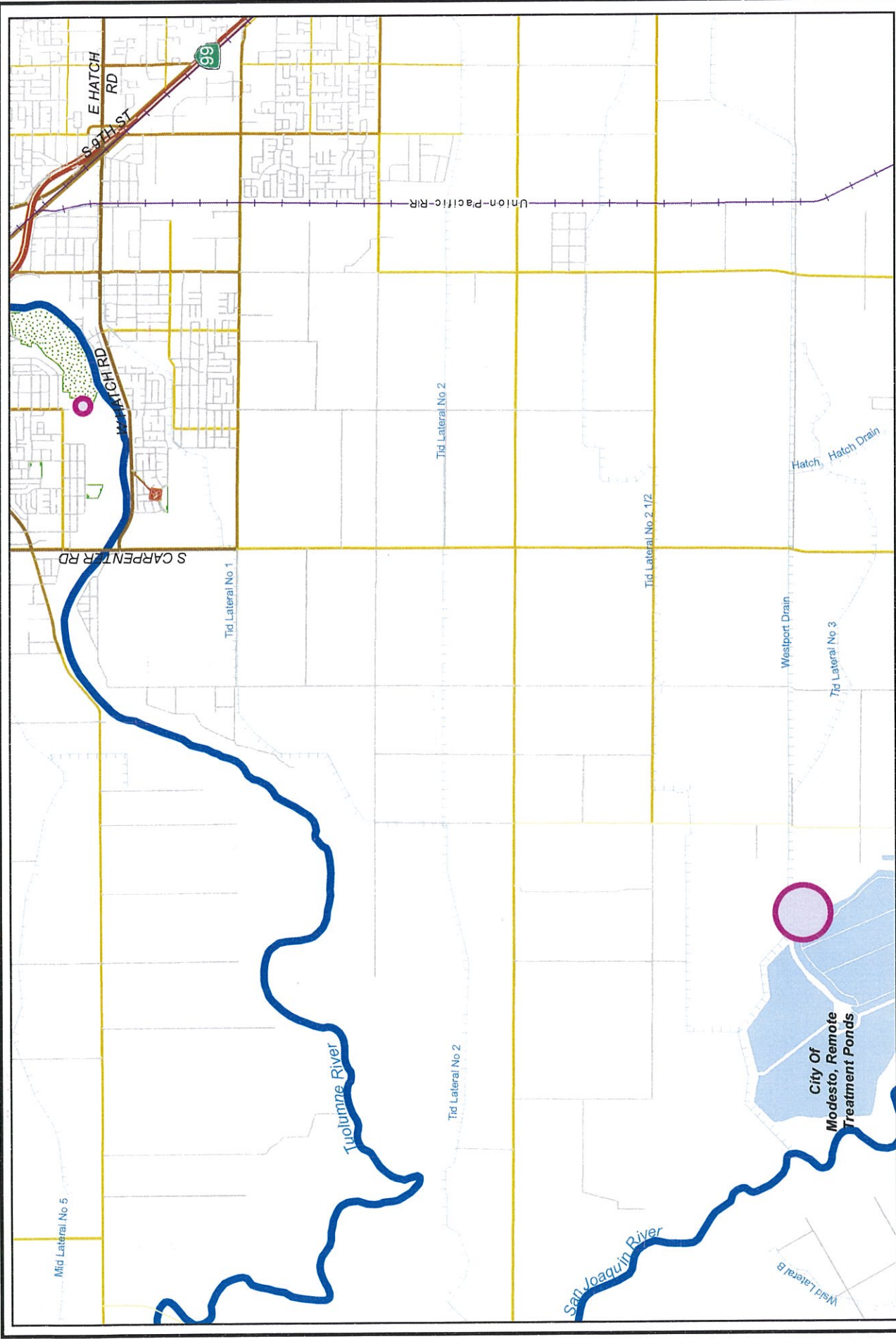
Proj Desc: This project will provide funding to extend the 21-inch diameter sewer trunk along Litt Road approximately 2500 feet as well as a installing a sewer main to serve the future Corporation yard.
 Proj Stat: Design to begin late Summer 2017. Construction anticipated to be complete by end of FY 17-18.

Expenditures	Budget	Actual+Commit	Available	Prop. Inc./Dec. for 17-18	Budget+Prop. Inc./Dec.	Avail.+Prop. Inc./Dec.	18-19	19-20	20-21	21-22	Total Budgeted up to 2022
CA Construction Admin	0	0	0	72,000	72,000	72,000	0	0	0	0	72,000
CON Construction	0	0	0	600,000	600,000	600,000	0	0	0	0	600,000
CTGY Constingency - CIP	0	0	0	60,000	60,000	60,000	0	0	0	0	60,000
EDA Eng/Design/Admin	0	0	0	72,000	72,000	72,000	0	0	0	0	72,000
Expenditure Totals:		0	0	804,000	804,000	804,000	0	0	0	0	804,000

Fund Balance Required	Budget+Prop. Inc./Dec.	Available+Prop. Inc./Dec.
Sewer Operations Fund-4210	804,000	804,000



City of Modesto
 Project #: 101004
 UTL - Wastewater Building Upgrades



UTL - Wastewater Building Upgrades

101004

Capital Un-sponsored

Cost Center: 49999 **Category:** Wastewater **Start Date:** 2018
Hosting Fund: Sewer Operations Fund-4210 **Type Class:** Wastewater Utility **End Date:** 2019
Element Listing: Comm Svcs & Fac **Area:** Within City **Status:** New
Classification: Improv **Manager:** Franco, Jesse **Const. Code:** New or Future

Proj Desc: This project will provide funding for upgrades to existing buildings at the Wastewater Plants including the MCC buildings and the Jennings Lab.
Proj Stat: Design to begin late Summer 2017. Construction to be complete by end of 2018.

Expenditures	Budget	Actual+Commit	Available	Prop. Inc./Dec. for 17-18	Budget+Prop. Inc./Dec.	Avail.+Prop. Inc./Dec.	18-19	19-20	20-21	21-22	Total Budgeted up to 2022
CA Construction Admin	0	0	0	42,000	42,000	42,000	0	0	0	0	42,000
CON Construction	0	0	0	350,000	350,000	350,000	0	0	0	0	350,000
CTGY Consingency - CIP	0	0	0	35,000	35,000	35,000	0	0	0	0	35,000
EDA Eng/Design/Admin	0	0	0	42,000	42,000	42,000	0	0	0	0	42,000
Expenditure Totals:		0	0	469,000	469,000	469,000	0	0	0	0	469,000

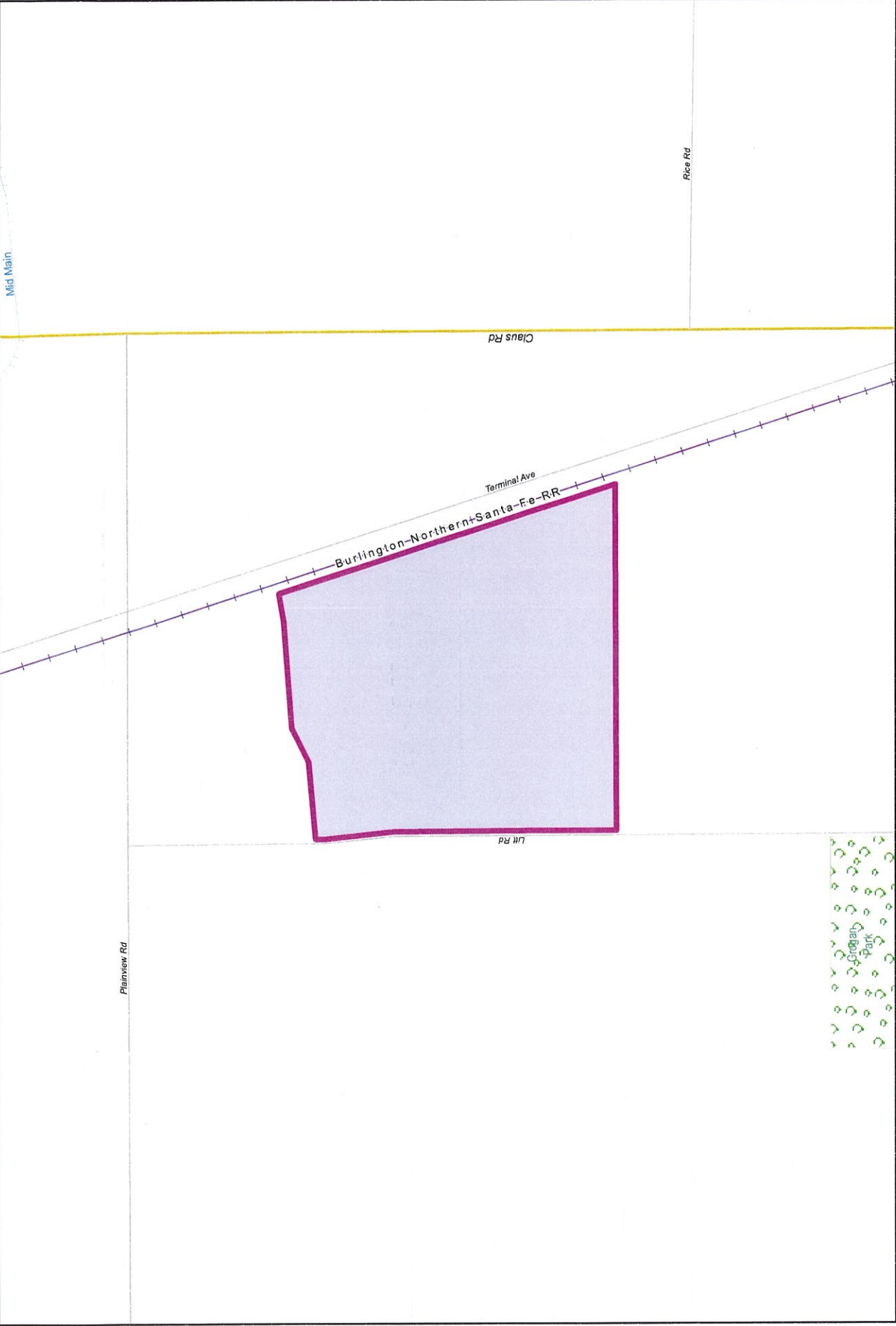
Fund Balance Required	Budget+Prop. Inc./Dec.	Available+Prop. Inc./Dec.
Sewer Operations Fund-4210	469,000	469,000



City of Modesto

Project #: 101005

UTL - Wastewater Collections Corp. Yard



UTL - Wastewater Collections Corp Yard

101005

Capital Un-sponsored

Cost Center: 49999 **Category:** Wastewater **Start Date:** 2018
Hosting Fund: Sewer Operations Fund-4210 **Type Class:** Wastewater Utility **End Date:** 2019
Element Listing: Comm Svcs & Fac **Area:** Within City **Status:** New
Classification: Improv **Manager:** Franco, Jesse **Const. Code:** New or Future

Proj Desc: This project will provide funding for the Wastewater Collections satellite corp yard located in the same parcel as the new Water Corp Yard.
Proj Stat: Design and construction to begin FY 17-18 as part of design-build process.

Expenditures	Budget	Actual+Commit	Available	Prop. Inc./Dec. for 17-18	Budget+Prop. Inc./Dec.	Avail +Prop. Inc./Dec.	18-19	19-20	20-21	21-22	Total Budgeted up to 2022	
CA Construction Admin	0	0	0	0	250,000	250,000	0	0	0	0	0	250,000
CON Construction	0	0	0	0	2,500,000	2,500,000	0	0	0	0	0	2,500,000
CTGY Consingency - CIP	0	0	0	0	250,000	250,000	0	0	0	0	0	250,000
EDA Eng/Design/Admin	0	0	0	0	300,000	300,000	0	0	0	0	0	300,000
Expenditure Totals:	0	0	0	0	3,300,000	3,300,000	0	0	0	0	0	3,300,000

Fund Balance Required	Budget+Prop. Inc./Dec.	Available+Prop. Inc./Dec.
Sewer Operations Fund-4210	3,300,000	3,300,000

THIS PAGE LEFT BLANK
INTENTIONALLY

WATER SYSTEM

SYSTEM OVERVIEW

The City of Modesto's regional water system supplies water to communities within Stanislaus County, which include Modesto, Empire, Salida, Del Rio, Grayson, and small portions of Ceres and Turlock. The City is responsible for 7 separate water systems, with 79 active wells, and 900 miles of water mains. Water wells range in depth from 250-500 feet. Modesto's well water (groundwater) is obtained from a confined aquifer, which is located below an extensive layer of clay. The water system also includes ten active storage tanks with over 18 million gallons of combined storage capacity. Two tanks maintained by the Modesto Irrigation District (MID) also provide the system with additional storage capacity of up to 10 million gallons. Within the City of Modesto and its vicinity, water from both groundwater wells and the MRWTP goes directly into the City's contiguous distribution system. In the outlying systems solely served by groundwater, water from the wells enters directly into the distribution system to serve area customers.

Since 1995, the City has supplemented its groundwater supply with treated surface water purchased from the Modesto Regional Water Treatment Plant (MRWTP), which is maintained and operated by MID. MID has recently completed a 30 million gallons per day (MGD) Phase 2 water treatment plant expansion. During normal precipitation years, the MRWTP currently provides an average of over 30 MGD of treated surface water per day. Conjunctive use of both surface water and groundwater has ensured delivery of safe, reliable drinking water to the Modesto area, while minimizing the impact to the groundwater supply and allowing groundwater levels to stabilize. Due to surface water curtailment as a result of the recent multi-year drought, the City increased pumping of the groundwater wells throughout the City's water system to make up the difference throughout the year, especially in high demand months from the spring to early fall.

City staff is in the process of completing a Water Master Plan (WMP). This WMP will be used for both short and long-range planning, and will provide an updated evaluation of the water system to assess its current condition and future capabilities. The resulting WMP will clearly identify feasible projects to ensure that a reliable quantity and quality of water will be provided to existing and future customers for many years. It will also be a key supporting document in the updating of the City's General Plan to help guide new development and future water rate/capacity charge studies.

HIGHLIGHTS

The FY 2017-18 Capital Improvement Program emphasizes the City's commitment to meet both the current and long-range water needs of the community. New wells, tanks, water mains, wellhead treatment, water meters, and other system improvements will enhance capacity and delivery.

Funding for the City water system operations and ongoing capital improvement water projects depends largely on the revenue received from water rates and water connection fee increases. New water rates and connection fees were adopted in late 2016.

The Modesto water system faces significant challenges, including drought impacts, loss of wells from contamination, and water pressure concerns in older areas of the system. In addition, system-wide metering mandated by the state in September 2004 (Assembly Bill 2572) requires significant resources and costs. The metering program is scheduled to be completed by the year 2022. Once completed, all services will be metered with automated meter reading and customers billed by volume usage.

MAJOR ACCOMPLISHMENTS

Completed projects:

- Construction of the North Tank and Pumping Station.
- Strengthening and replacement of the water mains in South 9th Street Industrial Area.
- Construction of Tier 2 Pressure Regulating Valves (PRV) project
- Various strengthening and replacement of the deficient water mains in the City's water system.



Ongoing Activities:

- Continuation of the Meter Installation Program throughout Modesto. As of March 2017, over 88% of the system is metered and billed by volume usage. Continuation of the Residential Turf Replacement Program and Toilet and Washing Machine Rebate Programs, which have been receiving good public response
- In FY 2016/17, additional customer rebate programs are planned for Commercial Turf Replacement, Drip Irrigation Systems, and Smart Controllers.
- Construction of the 4 million gallon Industrial Tank 13 and Pump Station
- Construction of the 24-inch Codoni Transmission Main, which will convey surface water from MID to Industrial Tank



Various water projects are scheduled to begin construction by FY 2017-18:

- Flush lines for various well sites.
- Grogan Park Well
- Continuing the strengthen and replacement of deficient water mains throughout the Modesto water system, including the areas within the La Loma Neighborhood.
- Replacement wells at Well 226, 229 and 274
- Structural tank repairs

The following major projects are in the design phase:

- Tivoli Domestic Production Well
- Del Rio Tank, pump stations, and wells
- New Water Corporation Yard

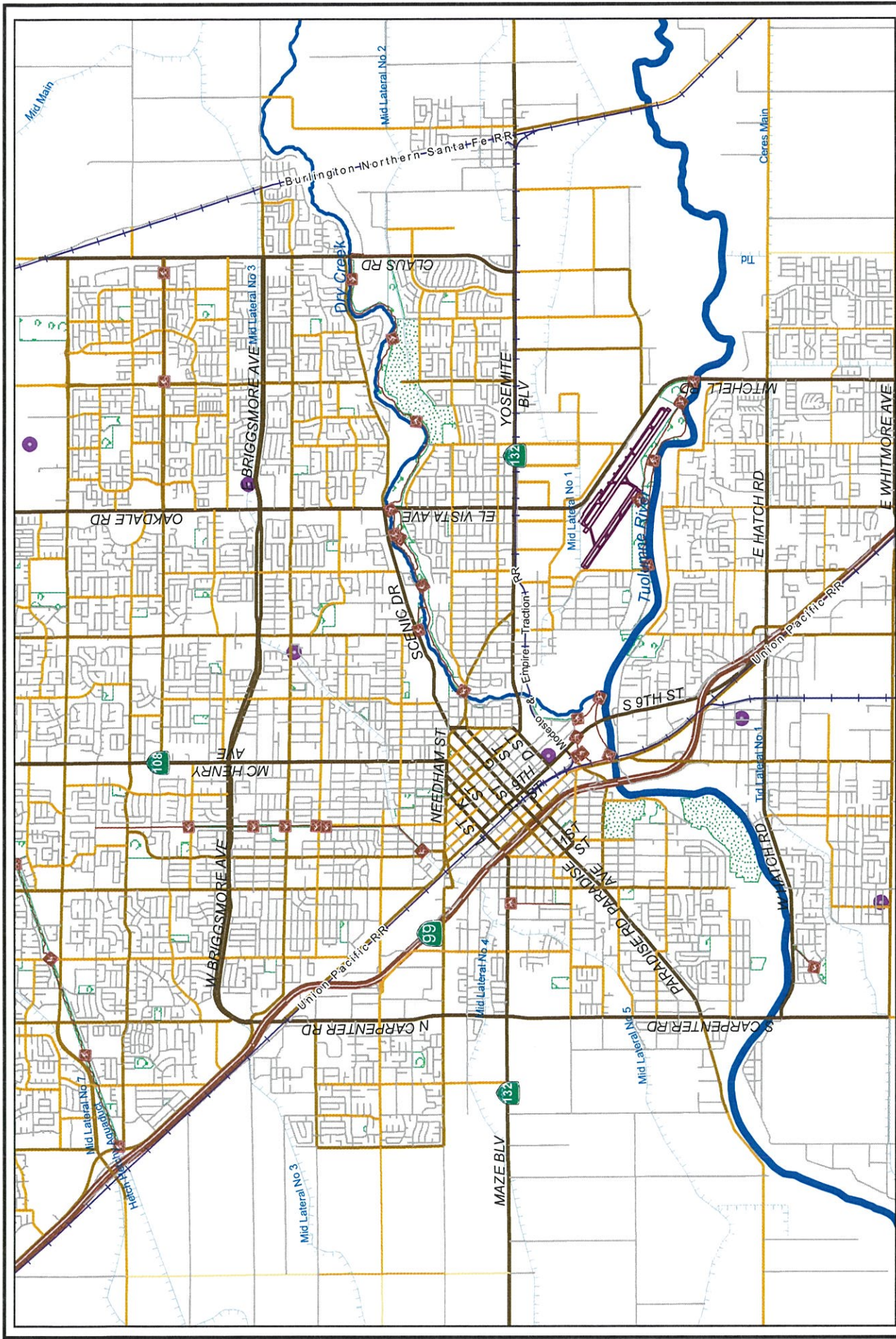
Water studies for future projects currently ongoing and/or being completed:

- Water Master Plan
- Groundwater Characterization Analysis

POLICY ISSUES

In 2006 the City Council approved a modified comprehensive plan to install meters throughout the Modesto water service area. This is a state-mandated, long-term plan that was originally approved in Fiscal Year 2005, and will be completed over the next 5 years at an estimated total project cost of \$50 million. Currently, over 65,000 meters with automated meter readers are in place.

A new five-year water rate plan was adopted in August 2016, and subsequently implemented in September 1st, 2016, and new water capacity fees (connection fees) were adopted in December 2016 and implemented in March 1, 2017. The rates are based on actual costs of service for water operations and incorporate the new capital improvement program. City Staff is actively monitoring the water fund to ensure that the City meets the revenue requirements for capital projects and adopted financial policies.



City of Modesto

Project #: 100350

PW - Water System Security Enhancement



PW - Water System Security Enhancement

100350

Capital Un-sponsored

Cost Center: 59999 **Category:** Water **Start Date:** 2010
Hosting Fund: Water Fund - CIP Projects-4180 **Type Class:** Maintenance **End Date:** 2020
Element Listing: Comm Svcs & Fac **Area:** System Wide **Status:** Active
Classification: Improvements **Manager:** Savidge, David L **Const. Code:** Under Construction

Proj Desc: Water system security improvements were identified in the March 2003 Water System Vulnerability Assessment (VA) Plan, which was completed to comply with the Public Health Security and Bioterrorism Response Act of 2001. Fencing installations and security signage, locks, lights and cameras are planned for the well and tank sites throughout the water system.

Proj Stat: Several fence installations have been completed on sites with chlorine equipment. More fencing, as well as security signs, locks, lights and cameras are planned for FY 17/18.

Revenues	Budget	Actuals+Commit	Available	Prop. Inc./Dec. for 17-18	Bud + Prop. Incr/Decr	Avail.+ Prop. Incr/Decr	18-19	19-20	20-21	21-22	Total Budgeted up to 2022
64100 Transfer in from Fund 4100	347,783	347,783	0	0	347,783	0	0	0	0	0	347,783
Revenue Totals:	347,783	347,783	0	0	347,783	0	0	0	0	0	347,783

Expenditures	Budget	Actual+Commit	Available	Prop. Inc./Dec. for 17-18	Budget+Prop. Inc./Dec.	Avail.+Prop. Inc./Dec.	18-19	19-20	20-21	21-22	Total Budgeted up to 2022
CCF City Construction Fo	450,000	268,545	181,455	0	450,000	181,455	125,000	125,000	125,000	100,000	925,000
EDA Eng/Design/Admin	0	0	0	0	0	0	0	0	0	0	0
PA Primary Approp	2,882	2,882	0	0	2,882	0	0	0	0	0	2,882
Expenditure Totals:	452,882	271,428	181,454	0	452,882	181,454	125,000	125,000	125,000	100,000	927,882

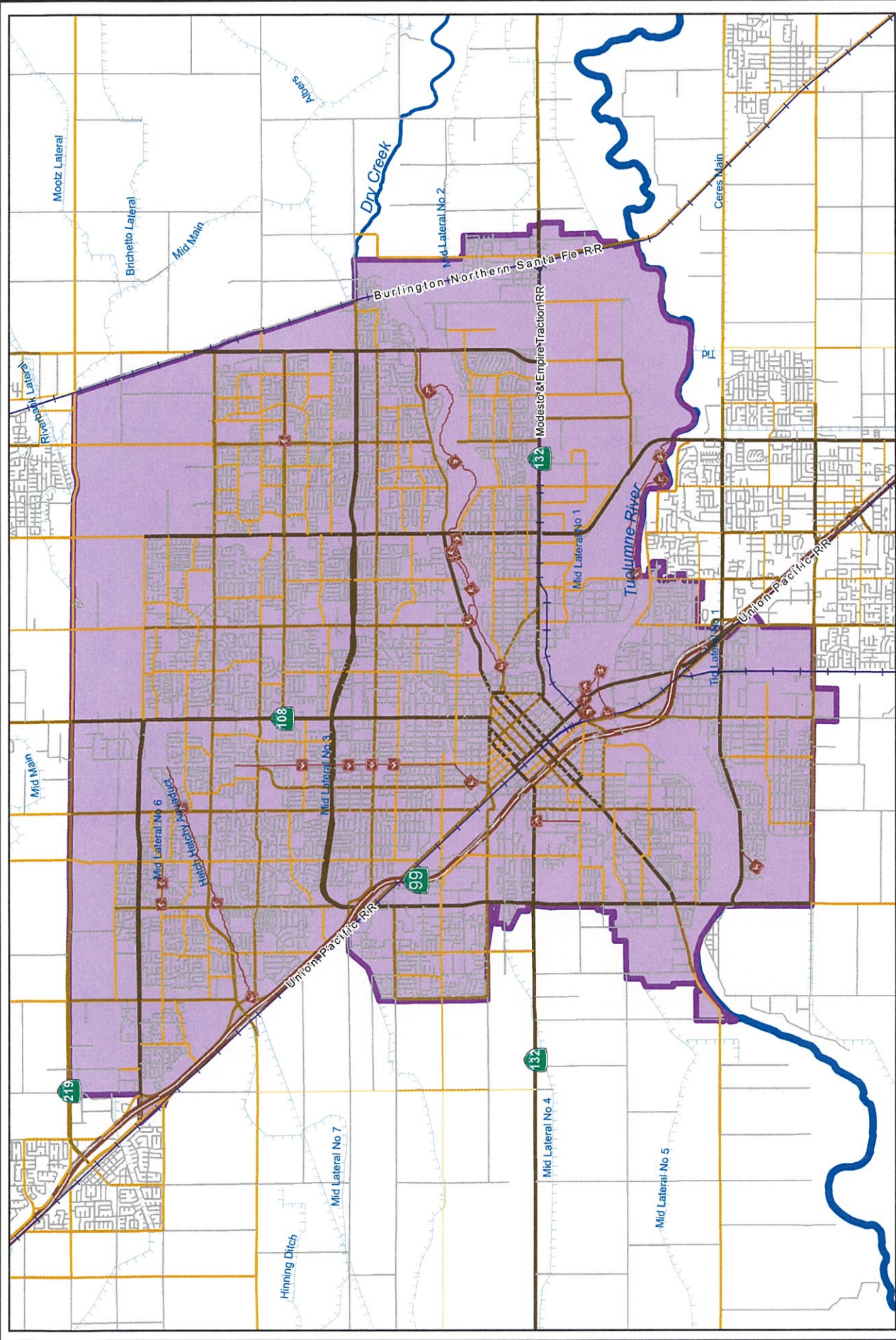
Fund Balance Required	Budget+Prop. Inc./Dec.	Avail.+Prop. Inc./Dec.
Water Fund - CIP Projects-4180	105,099	181,454



City of Modesto

Project #: 100357

PW - Modesto System Improvements



PW - Modesto System Improvements

100357

Capital Un-sponsored

Cost Center: 59999 **Category:** Water **Start Date:** 2010
Hosting Fund: Water Fund - CIP Projects-4180 **Type Class:** Water **End Date:** Ongoing
Element Listing: Comm Svcs & Fac **Area:** Within City **Status:** Active
Classification: Improvements **Manager:** Savidge, David L **Const. Code:** Under Construction

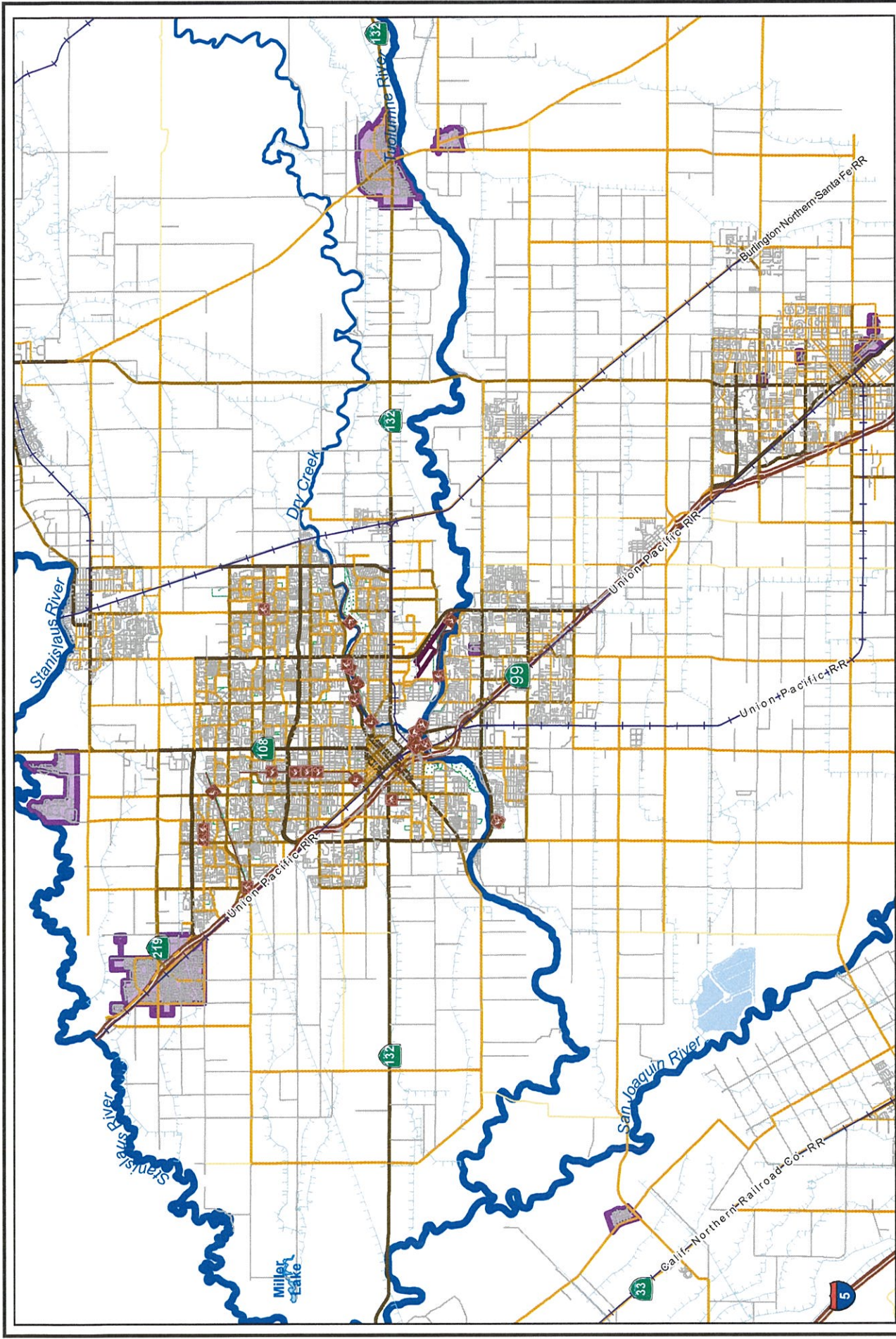
Proj Desc: This project is to replace and upgrade deficient water mains and relocate water hydrants within the City of Modesto. These are smaller projects including easement abandonments and other water line work which may be necessary due to work being done by other City departments or outside agencies.

Proj Stat: There are several easement abandonment projects and flush lines planned for FY17-18. The City has contracted with an outside firm to do some of the work and other small projects will be completed by in-house Construction crews.

Revenues	Budget	Actuals+Commit	Available	Prop. Inc./Dec. for 17-18	Bud + Prop. Incr/Decr	Avail + Prop. Incr/Decr	18-19	19-20	20-21	21-22	Total Budgeted up to 2022
47020 Refunds, Damages, and Cost Recovery	42,826	72,460	-29,634	0	42,826	-29,634	0	0	0	0	42,826
Revenue Totals:	42,826	72,460	-29,634	0	42,826	-29,634	0	0	0	0	42,826

Expenditures	Budget	Actual+Commit	Available	Prop. Inc./Dec. for 17-18	Budget+Prop. Inc./Dec.	Avail+Prop. Inc./Dec.	18-19	19-20	20-21	21-22	Total Budgeted up to 2022
CA Construction Admin	42,516	12,940	29,576	0	42,516	29,576	10,000	10,000	10,000	10,000	82,516
CA - EV Construction Admin	26,500	26,342	158	0	26,500	158	0	0	0	0	26,500
CCF City Construct Force	5,356,447	3,519,872	1,836,575	0	5,356,447	1,836,575	1,470,000	1,470,000	1,470,000	1,470,000	11,236,447
CCF - EV City Construct Force	8,000	205	7,796	0	8,000	7,796	0	0	0	0	8,000
CON Construction	254,655	253,763	892	0	254,655	892	0	0	0	0	254,655
CON - EV Construction	169,904	169,904	0	0	169,904	0	0	0	0	0	169,904
CTGY - EV Contingency - CIP	5,990	3,949	2,041	0	5,990	2,041	0	0	0	0	5,990
EDA Eng/Design/Admin	317,385	283,316	34,069	0	317,385	34,069	20,000	20,000	20,000	20,000	397,385
EDA - EV Eng/Design/Admin	2,500	2,109	391	0	2,500	391	0	0	0	0	2,500
Expenditure Totals:	6,183,897	4,272,400	1,911,497	0	6,183,897	1,911,497	1,500,000	1,500,000	1,500,000	1,500,000	12,183,897

Fund Balance Required	Budget+Prop. Inc./Dec.	Available+Prop. Inc./Dec.
Water Fund - CIP Projects-4180	6,141,071	1,941,130



City of Modesto

Project #: 100358

PW - Outlying System Improvements



PW - Outlying System Improvements

100358

Capital Un-sponsored

Cost Center: 59999 **Category:** Water **Start Date:** 2010
Hosting Fund: Water Fund - CIP Projects-4180 **Type Class:** Water **End Date:** 2017
Element Listing: Comm Svcs & Fac **Area:** System Wide **Status:** Active
Classification: Replacement **Manager:** Savidge, David L **Const. Code:** Under Construction

Proj Desc: This project is to replace and upgrade deficient water mains in outlying areas of the City's water system. This account is used to fund miscellaneous water line replacement projects in outlying areas of the system. Outlying areas include: Salida, Del Rio, Grayson, small portions of Turlock and Ceres. These are smaller projects with quick turn-around and may be necessary due to work being done by other City departments our outside agencies.

Proj Stat: Various small main replacement jobs will be done in the outlying areas of the system. This project number will be closed for asset capitalization purposes and the new project number 101013 will begin 7/1/17.

Revenues

	Budget	Actuals+Commit	Available	Prop. Inc./Dec. for 17-18	Bud + Prop. Incr/Decr	Avail.+ Prop. Incr/Decr	18-19	19-20	20-21	21-22	Total Budgeted up to 2022
64100 Transfer in from Fund 4100	24,456	24,456	0	0	24,456	0	0	0	0	0	24,456
Revenue Totals:	24,456	24,456	0	0	24,456	0	0	0	0	0	24,456

Expenditures

	Budget	Actual+Commit	Available	Prop. Inc./Dec. for 17-18	Budget+Prop. Inc./Dec.	Avail.+Prop. Inc./Dec.	18-19	19-20	20-21	21-22	Total Budgeted up to 2022
CA Construction Admin	6,500	777	5,723	0	6,500	5,723					6,500
CCF City Construct Force	1,183,093	798,750	384,343		1,183,093	384,343					1,183,093
CON Construction	6,217	6,217	0	0	6,217	0	0	0	0	0	6,217
EDA Eng/Design/Admin	69,630	58,227	11,403	0	69,630	11,403					69,630
Expenditure Totals:	1,265,440	863,971	401,469	0	1,265,440	401,469	0	0	0	0	1,265,440

Fund Balance Required

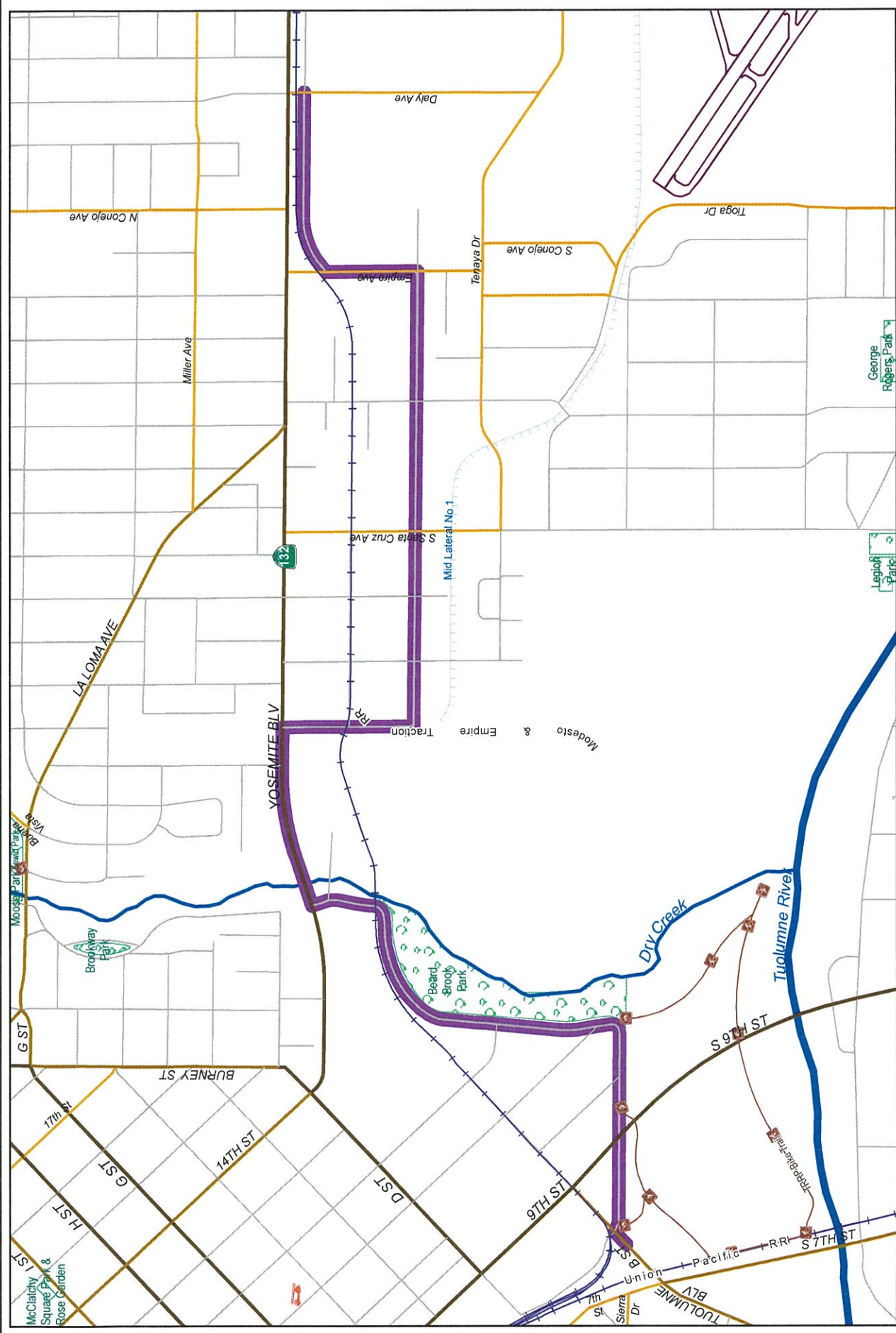
Water Fund - CIP Projects-4180	Budget+Prop. Inc./Dec.	Available+Prop. Inc./Dec.
	1,240,984	401,469



City of Modesto

Project #: 100467

UPP - DSI Yosemite Transmission Main



UPP - DSI Yosemite Transmission Main

100467

Capital Un-sponsored

Cost Center: 49999 **Category:** Water **Start Date:** 2007
Hosting Fund: Water Fund - CIP Projects-4180 **Type Class:** Water **End Date:** 2020
Element Listing: Comm Svcs & Fac **Area:** System Wide **Status:** Active
Classification: Improvements **Manager:** Bryant, Tamorah **Const. Code:** Not Awarded

Proj Desc: This project will provide funding for the design, bid and construction of approximately 14,000 linear feet of 16-inch transmission main from the intersection of 7th/B St; in S. Morton, Yosemite Blvd, S. Santa Rosa, Mono Dr., Empire Ave and Lapham Dr to the intersection of Lapham and Spenker. Construction funding for the Industrial Tank and Pump Station is in Project Account 100475. Design and construction for a portion of the Industrial Tank Mains installed in Codoni Road is in Project Account 100672.

Proj Stat: Design is at 95% complete. The project is not needed until the construction of the Industrial Tank has been completed. Construction deferred until funds available.

Revenues	Budget	Actuals+Commit	Available	Prop. Inc./Dec. for 17-18	Bud + Prop. Incr/Decr	Avail.+ Prop. Incr/Decr	18-19	19-20	20-21	21-22	Total Budgeted up to 2022
47020 Refunds, Damages, and Cost Recovery	182	183	-1	0	182	-1	0	0	0	0	182
80501 Reserve - Bond Financing	3,000,000	0	3,000,000	0	3,000,000	3,000,000	0	0	0	0	3,000,000
Revenue Totals:	3,000,182	183	2,999,999	0	3,000,182	2,999,999	0	0	0	0	3,000,182

Expenditures	Budget	Actual+Commit	Available	Prop. Inc./Dec. for 17-18	Budget+Prop. Inc./Dec.	Avail.+Prop. Inc./Dec.	18-19	19-20	20-21	21-22	Total Budgeted up to 2022
CA Construction Admin	0	0	0	0	0	0	600,000	0	0	0	600,000
CCF City Constr Forces	0	0	0	0	0	0	20,000	0	0	0	20,000
CON Construction	0	0	0	0	0	0	6,000,000	0	0	0	6,000,000
CTGY Constingency - CIP	0	0	0	0	0	0	600,000	0	0	0	600,000
EDA Eng/Design/Admin	643,948	597,417	46,531	0	643,948	46,531	50,000	0	0	0	693,948
LA Land Acquisition	1,632,779	1,632,779	0	0	1,632,779	0	0	0	0	0	1,632,779
Expenditure Totals:	2,276,727	2,230,196	46,531	0	2,276,727	46,531	7,270,000	0	0	0	9,546,727

Fund Balance Required	Budget+Prop. Inc./Dec.	Available+Prop. Inc./Dec.
Water Fund - CIP Projects-4180	-723,455	-2,953,469

UPP - Downstream Improvement Tier 2 PRVS

100468

Capital Un-sponsored

Cost Center: 49999 **Category:** Water **Start Date:** 2008
Hosting Fund: Water Fund - CIP Projects-4180 **Type Class:** Water **End Date:** 2016
Element Listing: Comm Svcs & Fac **Area:** System Wide **Status:** Active
Classification: Improvements **Manager:** Bryant, Tamorah **Const. Code:** Under Construction

Proj Desc: This project will provide funding to install the Tier 2 (Priority 3 & 4) Pressure Reducing Valves (PRVs) as identified in the Downstream Improvements Preliminary Design Report. New computer controlled PRVs will be installed that are strategically located along the City's surface Water Transmission Mains to push treated surface water to portions of the City that have inadequate pressure.

Proj Stat: Project is under construction. Project completion anticipated in spring 2017 and close out FY17-18.

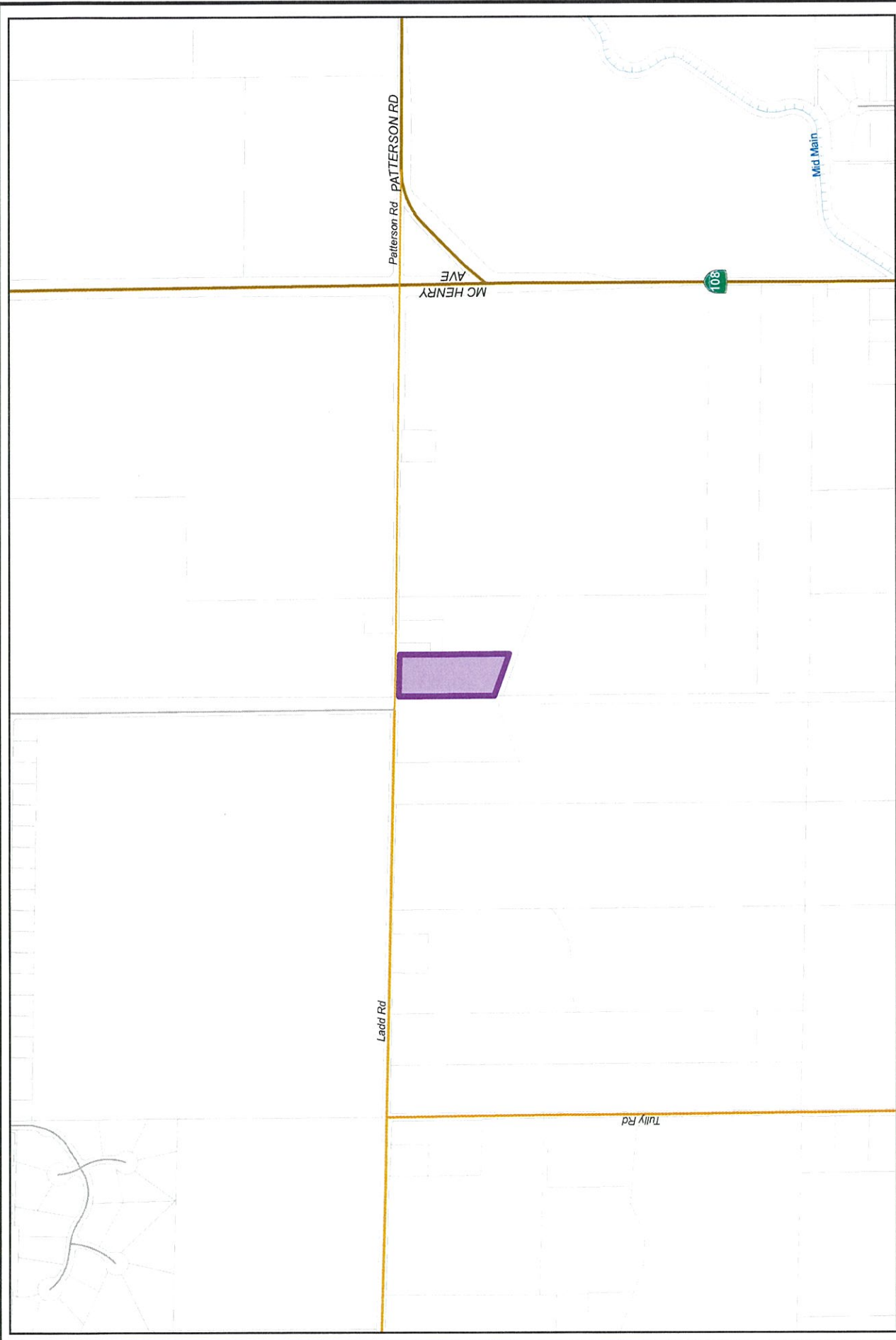
Revenues	Budget	Actuals+Commit	Available	Prop. Inc./Dec. for 17-18	Bud + Prop. Incr/Decr	Avail.+ Prop. Incr/Decr	18-19	19-20	20-21	21-22	Total Budgeted up to 2022
42510 Intergov - Other Government Agencies	0	0	0	0	0	0	0	0	0	0	0
47020 Refunds, Damages, and Cost Recovery	0	677	-677	0	0	-677	0	0	0	0	0
80501 Reserve - Bond Financing	4,200,000	0	4,200,000	0	4,200,000	4,200,000	0	0	0	0	4,200,000
Revenue Totals:	4,200,000	677	4,199,323	0	4,200,000	4,199,323	0	0	0	0	4,200,000

Expenditures	Budget	Actual+Commit	Available	Prop. Inc./Dec. for 17-18	Budget+Prop. Inc./Dec.	Avail.+Prop. Inc./Dec.	18-19	19-20	20-21	21-22	Total Budgeted up to 2022
CA Construction Admin	185,768	152,438	33,330	0	185,768	33,330	0	0	0	0	185,768
CCF City Construction Fo	30,000	70,010	-40,010	0	30,000	-40,010	0	0	0	0	30,000
CON Construction	2,350,000	2,321,601	28,399	0	2,350,000	28,399	0	0	0	0	2,350,000
CTGY Contingency - CIP	185,000	24,842	160,158	0	185,000	160,158	0	0	0	0	185,000
EDA Eng/Design/Admin	789,000	777,357	11,643	0	789,000	11,643	0	0	0	0	789,000
LA Land Acquisition	97,000	92,827	4,173	0	97,000	4,173	0	0	0	0	97,000
Expenditure Totals:	3,636,768	3,439,076	197,692	0	3,636,768	197,692	0	0	0	0	3,636,768

Fund Balance Required	Budget+Prop. Inc./Dec.	Available+Prop. Inc./Dec.
Water Fund - CIP Projects-4180	-563,232	-4,001,631



City of Modesto
 Project #: 100473
 UPP - Del Rio Water Tank



UPP - Del Rio Water Tank

100473

Capital Un-sponsored

Cost Center: 49999 Category: Water Start Date: 2008
 Hosting Fund: Water Fund - CIP Projects-4180 Type Class: Water End Date: 2019
 Element Listing: Comm Svcs & Fac Area: System Wide Status: Active
 Classification: Improvements Manager: Bryant, Tamorah Const. Code: Not Awarded

Proj Desc: This project will provide funding to build a 0.25 million gallon water storage tank in the Del Rio water service area. In addition to the tank, plans include a 1 million gallon per day booster pump station, well pump and emergency generator.

It is intended to complete this project as quickly as possible due to the terms of the City's settlement agreement with the Del Rio Community Association.

A revised California Environmental Quality Act (CEQA) document is currently under preparation. Design will restart once environmental document is accepted.

Proj Stat: Property has been acquired & 35% Preliminary Design Report complete. Final design is 50% complete.

Expenditures	Budget	Actual+Commit	Available	Prop. Inc./Dec. for 17-18	Budget+Prop. Inc./Dec.	Avail.+Prop. Inc./Dec.	18-19	19-20	20-21	21-22	Total Budgeted up to 2022
CA Construction Admin	400	391	9	600,000	600,400	600,009	0	0	0	0	600,400
CON Construction	0	0	0	4,500,000	4,500,000	4,500,000	0	0	0	0	4,500,000
CTGY Contingency - CIP	0	0	0	360,000	360,000	360,000	0	0	0	0	360,000
EDA Eng/Design/Admin	811,211	806,837	4,374	0	811,211	4,374	0	0	0	0	811,211
ENV Environmental	357,238	295,799	61,439	0	357,238	61,439	0	0	0	0	357,238
LA Land Acquisition	311,115	311,115	0	0	311,115	0	0	0	0	0	311,115
Expenditure Totals:	1,479,964	1,414,143	65,821	5,460,000	6,939,964	5,525,821	0	0	0	0	6,939,964

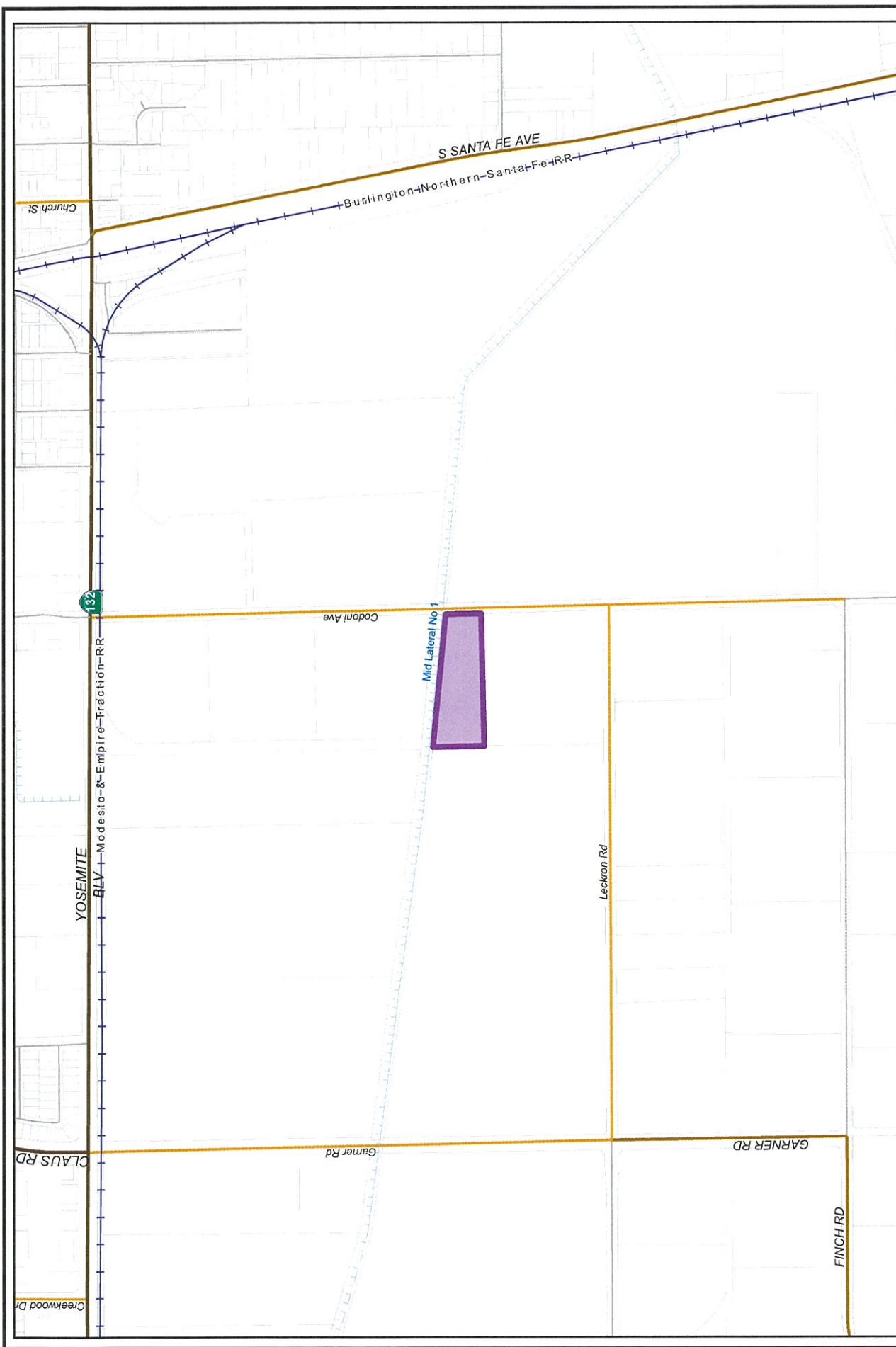
Fund Balance Required	Budget+Prop. Inc./Dec.	Available+Prop. Inc./Dec.
Water Fund - CIP Projects-4180	6,939,964	5,525,821



City of Modesto

Project #: 100475

UPP - Industrial Tank 13/Pump Station



UPP - Industrial Tank 13/Pump Station

100475

Capital Un-sponsored

Cost Center: 49999 **Category:** Water **Start Date:** 2009
Hosting Fund: Water Fund - CIP Projects-4180 **Type Class:** Water **End Date:** 2020
Element Listing: Comm Svcs & Fac **Area:** System Wide **Status:** Active
Classification: Improvements **Manager:** Bryant, Tamorah **Const. Code:** Under Construction

Proj Desc: This project includes the design of the City of Modesto's 4.0 million gallon Tank 13 in the industrial area of south Modesto. The project also includes the design of a 12 million gallon per day booster pump station.

Proj Stat: Tank design is at 100%. Construction is anticipated to be completed by the end of 2018.

Expenditures	Budget	Actual+Commit	Available	Prop. Inc./Dec. for 17-18	Budget+Prop. Inc./Dec.	Avail.+Prop. Inc./Dec.	18-19	19-20	20-21	21-22	Total Budgeted up to 2022
CA Construction Admin	1,305,705	49,420	1,256,285	0	1,305,705	1,256,285	0	0	0	0	1,305,705
CCF City Const Forces	50,000	0	50,000	0	50,000	50,000	0	0	0	0	50,000
CON Construction	9,076,000	9,076,000	0	0	9,076,000	0	0	0	0	0	9,076,000
CTGY Contingency	726,080	0	726,080	0	726,080	726,080	0	0	0	0	726,080
EDA Eng/Design/Admin	1,222,439	776,006	446,433	0	1,222,439	446,433	0	0	0	0	1,222,439
Expenditure Totals:	12,380,224	9,901,426	2,478,798	0	12,380,224	2,478,798	0	0	0	0	12,380,224

Fund Balance Required
 Budget+Prop. Inc./Dec. Available+Prop. Inc./Dec.
 12,380,224 2,478,798

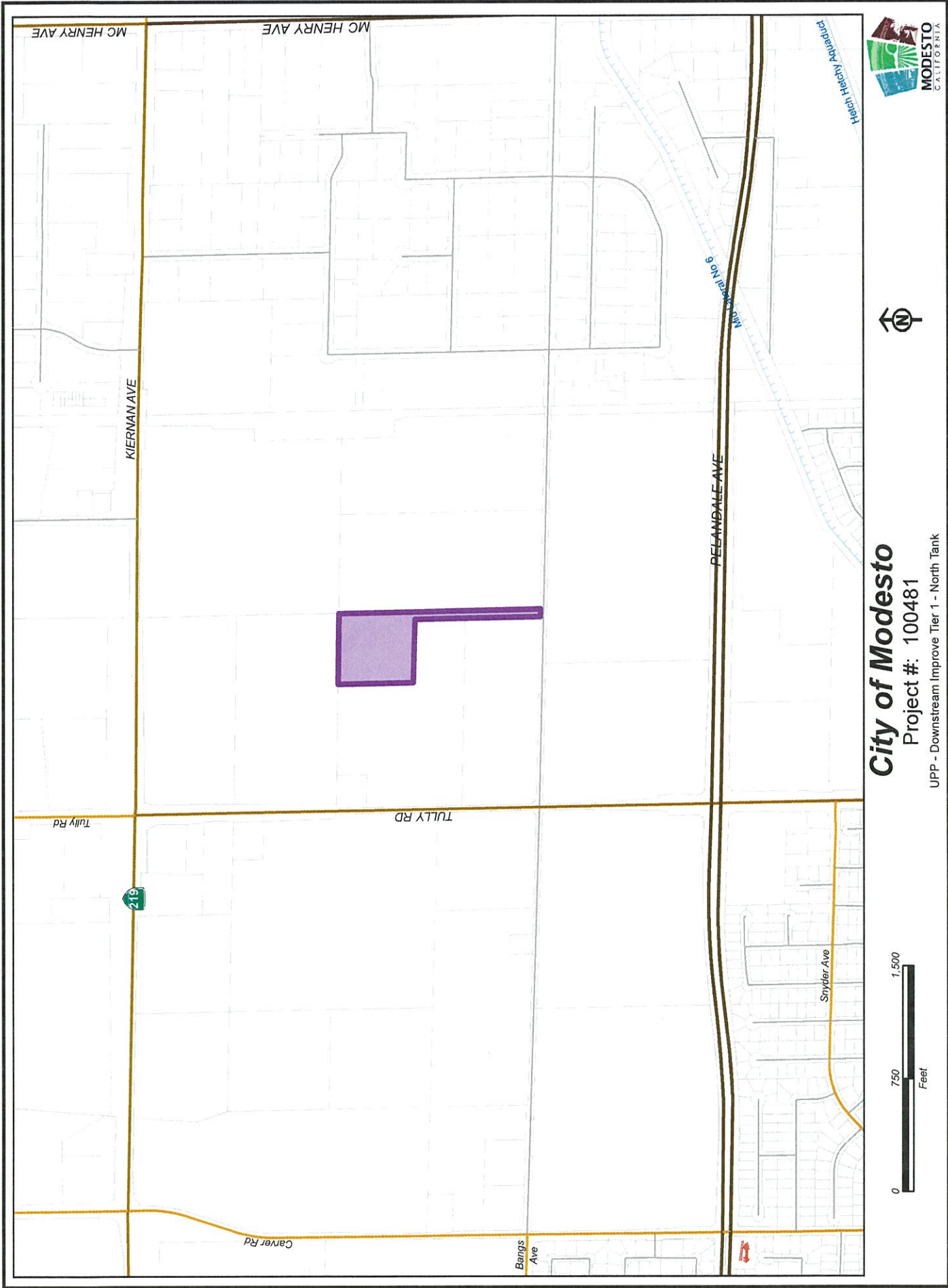
Water Fund - CIP Projects-4180



City of Modesto

Project #: 100481

UPP - Downstream Improve Tier 1 - North Tank



Health Healthy Aqueduct

Main Canal No. 6

KIERNAN AVE

MC HENRY AVE

Carver Rd

Bangs Ave

Snyder Ave

PEABODALE AVE

Tully Rd

TULLY RD

219

UPP - Downstream Improve Tier 1 - North Tank

100481

Capital Un-sponsored

Cost Center: 49999 **Category:** Water **Start Date:** 2005
Hosting Fund: Water Fund - CIP Projects-4180 **Type Class:** Water **End Date:** 2017
Element Listing: Comm Svcs & Fac **Area:** System Wide **Status:** Active
Classification: Improvements **Manager:** Bryant, Tamorah **Const. Code:** Under Construction

Proj Desc: This project will provide funding to install the water distribution system improvements needed to accommodate the increased production capacity of the Modesto Regional Water Treatment Plant Phase II Expansion. The Tier 1 phase of the project includes a new 6.0 MG storage tank in North Modesto with booster pump station. These new facilities will enable the City's water system to better meet peak demands, maintain sufficient service pressures, improve water quality, and offsets wells out of service.

Proj Stat: Construction is anticipated to be completed spring of 2017 and close out FY17-18.

Revenues	Budget	Actuals+Commit	Available	Prop. Inc./Dec. for 17-18	Bud + Prop. Incr/Decr	Avail.+ Prop. Incr/Decr	18-19	19-20	20-21	21-22	Total Budgeted up to 2022
47020 Refunds, Damages, and Cost Recovery	0	0	0	0	0	0	0	0	0	0	0
80501 Reserve - Bond Financing	693,200	0	693,200	0	693,200	693,200	0	0	0	0	693,200
Revenue Totals:	693,200	0	693,200	0	693,200	693,200	0	0	0	0	693,200

Expenditures	Budget	Actual+Commit	Available	Prop. Inc./Dec. for 17-18	Budget+Prop. Inc./Dec.	Avail.+Prop. Inc./Dec.	18-19	19-20	20-21	21-22	Total Budgeted up to 2022
CA Construction Admin	1,650,820	1,542,421	108,399	50,000	1,700,820	158,399	0	0	0	0	1,700,820
CCF City Construct Force	50,000	8,776	41,224	0	50,000	41,224	0	0	0	0	50,000
CON Construction	10,448,950	10,448,950	0	500,000	10,948,950	500,000	0	0	0	0	10,948,950
CTGY Contingency - CIP	835,916	240,969	594,947	50,000	885,916	644,947	0	0	0	0	885,916
EDA Eng/Design/Admin	1,138,397	961,023	177,374	0	1,138,397	177,374	0	0	0	0	1,138,397
LA Land Acquisition	1,378,120	1,375,888	2,232	0	1,378,120	2,232	0	0	0	0	1,378,120
Expenditure Totals:	15,502,203	14,578,026	924,177	600,000	16,102,203	1,524,177	0	0	0	0	16,102,203

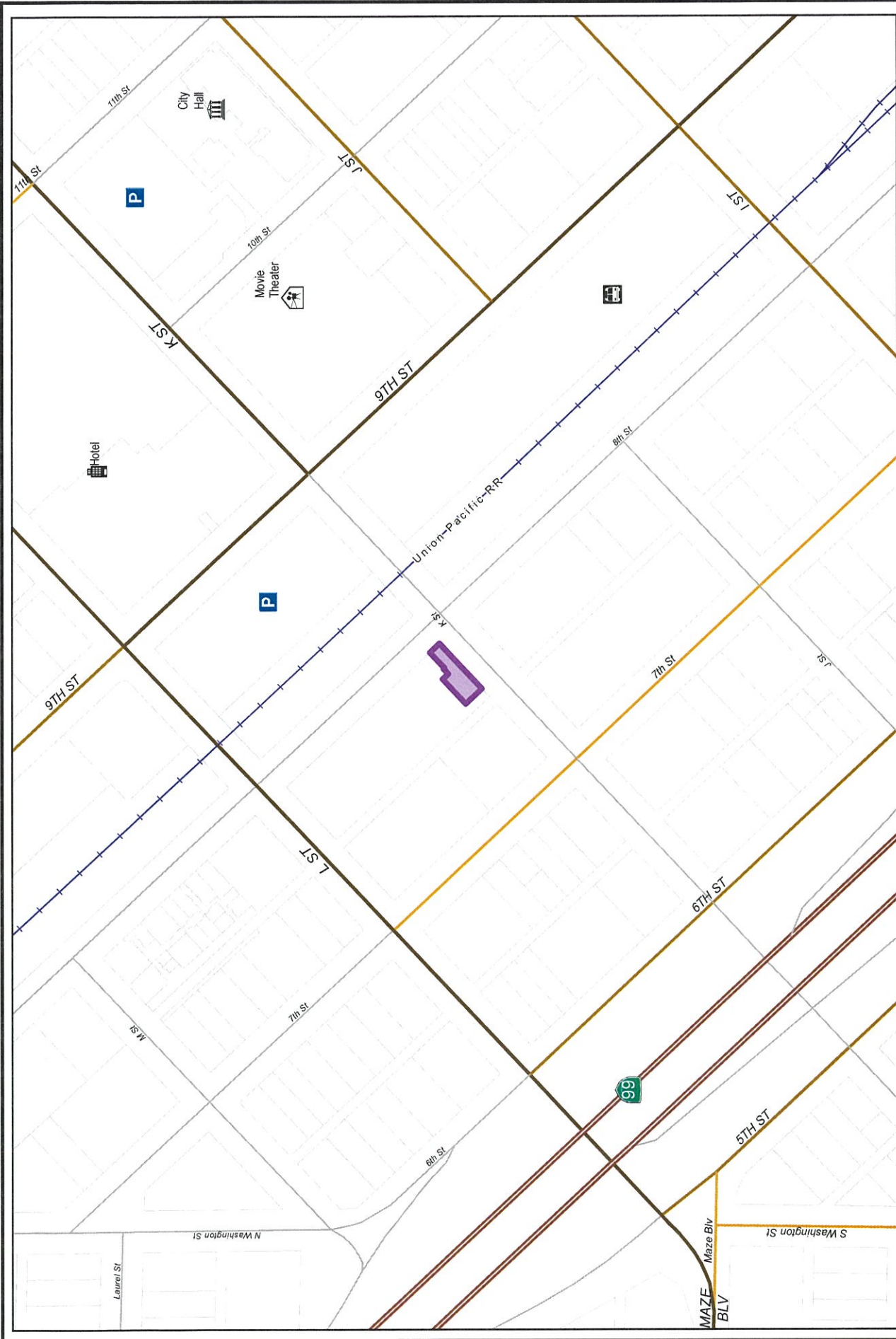
Fund Balance Required	Budget+Prop. Inc./Dec.	Available+Prop. Inc./Dec.
Water Fund - CIP Projects-4180	15,409,003	830,977



City of Modesto

Project #: 100494

UPP - Wellhead Treatment Well #3



UPP - Wellhead Treatment Well #3

100494

Capital Un-sponsored

Cost Center: 49999 **Category:** Water **Start Date:** 2005
Hosting Fund: Water Fund - CIP Projects-4180 **Type Class:** Water **End Date:** 2017
Element Listing: Comm Svcs & Fac **Area:** Within City **Status:** Active
Classification: Improvements **Manager:** Bryant, Tamorah **Const. Code:** To be Closed

Proj Desc: This project will provide funding for the engineering design and remedial work necessary to bring Well 3 back online and to use it to monitor PCE levels. This is a priority 1 project, and is currently a subject of litigation.

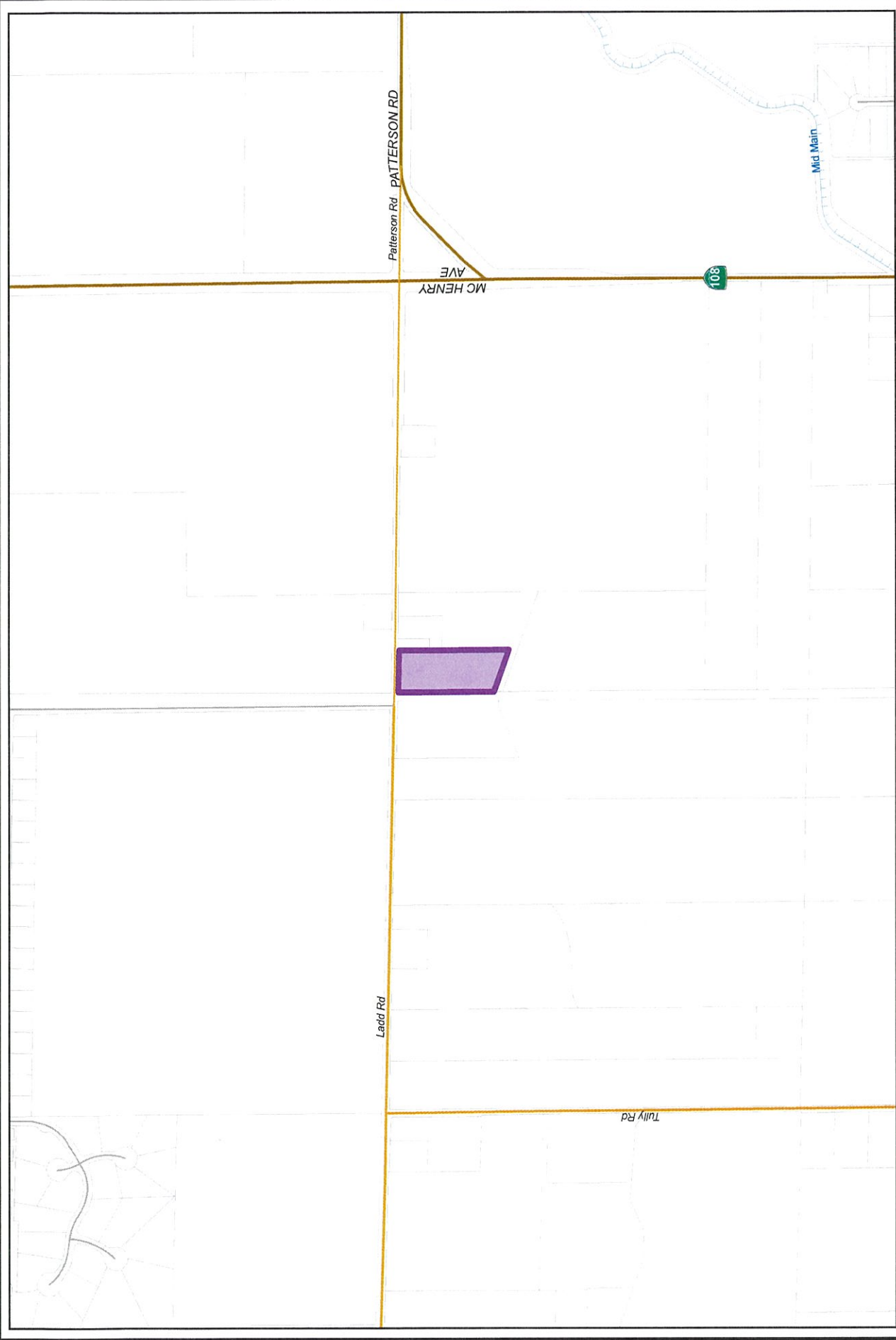
Proj Stat: Under construction, completion anticipated in FY 15/16. Project will be fully reimbursed by Water PCE Mitigation Fund. To be accepted and enter into one-year warranty. To be closed FY 16/17.

Revenues	Budget	Actuals+Commit	Available	Prop. Inc./Dec. for 17-18	Bud + Prop. Incr/Decr	Avail.+ Prop. Incr/Decr	18-19	19-20	20-21	21-22	Total Budgeted up to 2022
64112 Transfer In from Fund 4112	1,824,131	0	1,824,131	0	1,824,131	1,824,131	0	0	0	0	1,824,131
Revenue Totals:	1,824,131	0	1,824,131	0	1,824,131	1,824,131	0	0	0	0	1,824,131
Expenditures	Budget	Actual+Commit	Available	Prop. Inc./Dec. for 17-18	Budget+Prop. Incr./Dec.	Avail.+Prop. Incr./Dec.	18-19	19-20	20-21	21-22	Total Budgeted up to 2022
CA Construction Admin	122,464	123,052	-588	0	122,464	-588	0	0	0	0	122,464
CCF City Construct Force	89,150	87,312	1,838	0	89,150	1,838	0	0	0	0	89,150
CON Construction	975,572	975,570	2	0	975,572	2	0	0	0	0	975,572
CTGY Contingency - CIP	71,810	48,951	22,859	0	71,810	22,859	0	0	0	0	71,810
EDA Eng/Design/Admin	316,980	318,048	-1,068	0	316,980	-1,068	0	0	0	0	316,980
LA Land Acquisition	248,155	248,155	0	0	248,155	0	0	0	0	0	248,155
Expenditure Totals:	1,824,131	1,801,087	23,044	0	1,824,131	23,044	0	0	0	0	1,824,131

Fund Balance Required	Budget+Prop. Incr./Dec.	Available+Prop. Incr./Dec.
Water Fund - CIP Projects-4180	0	-1,801,087



City of Modesto
 Project #: 100499
 UPP - Install New Well/Del Rio



UPP - Install New Well Del Rio

100499

Capital Un-sponsored

Cost Center: 49999 Category: Water Start Date: 2008
 Hosting Fund: Water Fund - CIP Projects-4180 Type Class: Water End Date: 2018
 Element Listing: Comm Svcs & Fac Area: System Wide Status: Active
 Classification: Improvements Manager: Bryant, Tamorah Const. Code: Not Awarded

Proj Desc: This project will construct the below ground portion of the new 1,000 gpm well required for the Del Rio water system upgrades indicated in the Water System Engineer's Report. This new well will be located on the same site as the proposed tank and pump station. The design and construction funds for the new tank, well pump, and booster pump station are in CIP Project Account #100473 (Del Rio Water Tank).

Proj Stat Continued: Construction funds are proposed to transfer back to water reserves then back to this CIP when construction is allowed to move forward.

Proj Stat: Design for the below-ground well is complete, however, construction is delayed pending litigation and the preparation of a new CEQA document funded through CIP 100473.

Expenditures

	Budget	Actual+Commit	Available	Prop. Inc./Dec. for 17-18	Budget+Prop. Inc./Dec.	Avail.+Prop. Inc./Dec.	18-19	19-20	20-21	21-22	Total Budgeted up to 2022
CA Construction Admin	80,836	770	80,066	0	80,836	80,066	0	0	0	0	80,836
CCF City Construct Force	10,000	0	10,000	0	10,000	10,000	0	0	0	0	10,000
CON Construction	800,000	0	800,000	0	800,000	800,000	0	0	0	0	800,000
CTGY Contingency - CIP	80,000	0	80,000	0	80,000	80,000	0	0	0	0	80,000
EDA Eng/Design/Admin	297,400	149,496	147,904	0	297,400	147,904	0	0	0	0	297,400
LA Land Acquisition	22,755	22,680	75	0	22,755	75	0	0	0	0	22,755
Expenditure Totals:	1,290,991	172,946	1,118,045	0	1,290,991	1,118,045	0	0	0	0	1,290,991

Fund Balance Required

Water Fund - CIP Projects-4180

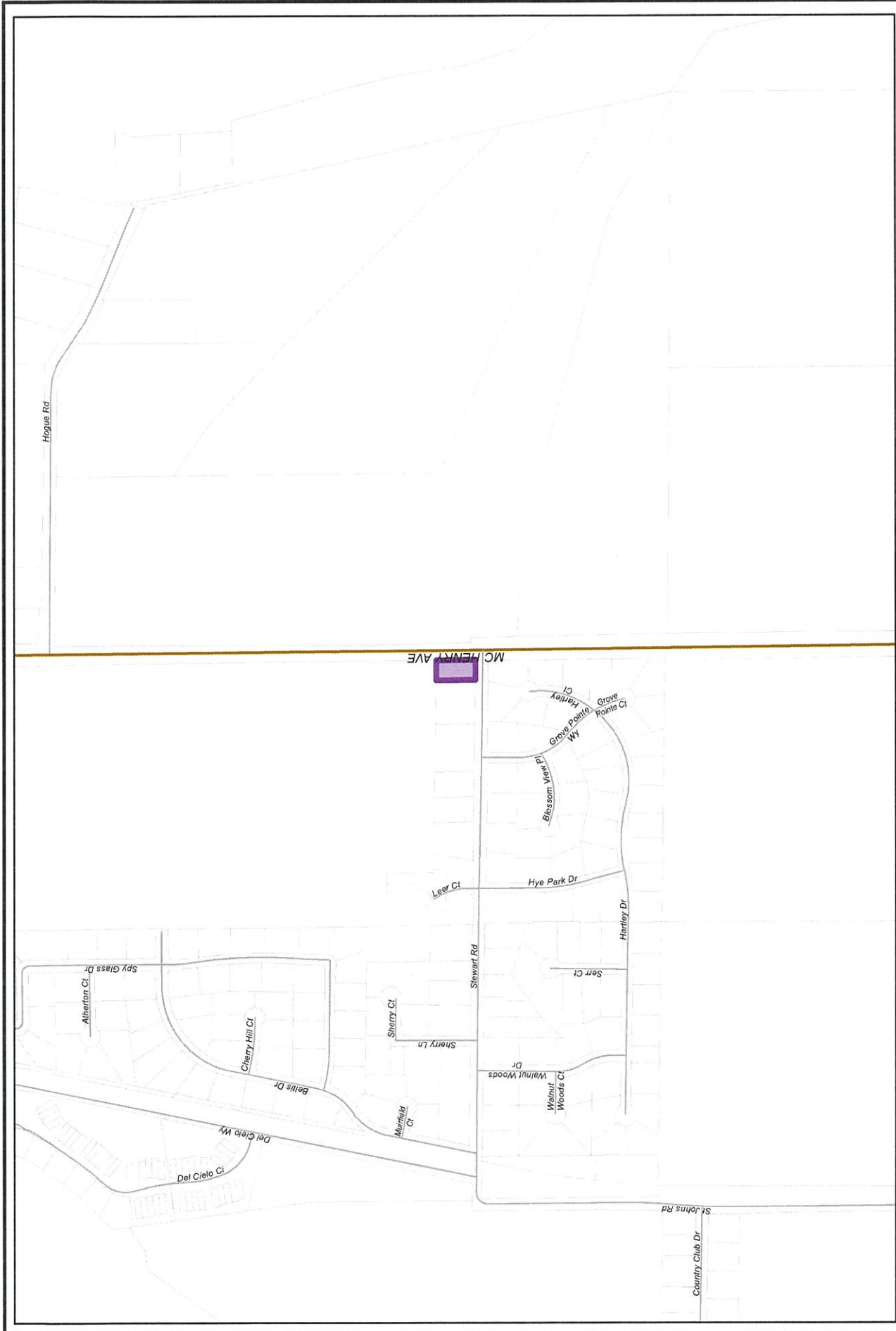
Budget+Prop. Inc./Dec.	Avail.+Prop. Inc./Dec.
1,290,991	1,118,045



City of Modesto

Project #: 100506

UPP - Del Rio Well Replacement



UPP - Del Rio Well Replacement

100506

Capital Un-sponsored

Cost Center: 49999 Category: Water Start Date: 2008
 Hosting Fund: Water Fund - CIP Projects-4180 Type Class: Water End Date: 2018
 Element Listing: Comm Svcs & Fac Area: System Wide Status: Active
 Classification: Improvements Manager: Bryant, Tamorah Const. Code: Not Awarded

Proj Desc: This project will construct a 1,000 gpm well and pump station as required for the Del Rio water system upgrades indicated in the Water System Engineer's Report. This well will replace the City's existing well #271.

It is intended to complete this project as quickly as possible due to the terms of the City's settlement agreement with the Del Rio Community Association.

Proj Stat Continued: Funds for CA, CCF, CTGY and CON are therefore proposed for transfer back to the water reserves with anticipated transfer back to this CIP at a later time.

Proj Stat: Final design and construction are delayed pending the acceptance of a new CEQA document (CIP 100473).

Expenditures	Budget	Actual+Commit	Available	Prop. Inc./Dec. for 17-18	Budget+Prop. Inc./Dec.	Avail.+Prop. Inc./Dec.	18-19	19-20	20-21	21-22	Total Budgeted up to 2022
CA Construction Admin	169,948	12,781	157,167	0	169,948	157,167	0	0	0	0	169,948
CCF City Construct Force	20,000	0	20,000	0	20,000	20,000	0	0	0	0	20,000
CON Construction	1,697,981	122,981	1,575,000	710,000	2,407,981	2,285,000	0	0	0	0	2,407,981
CTGY Contingency - CIP	157,500	0	157,500	0	157,500	157,500	0	0	0	0	157,500
EDA Eng/Design/Admin	340,000	151,242	188,758	0	340,000	188,758	0	0	0	0	340,000
LA Land Acquisition	135,693	55,077	80,616	0	135,693	80,616	0	0	0	0	135,693
Expenditure Totals:	2,521,122	342,082	2,179,040	710,000	3,231,122	2,889,040	0	0	0	0	3,231,122

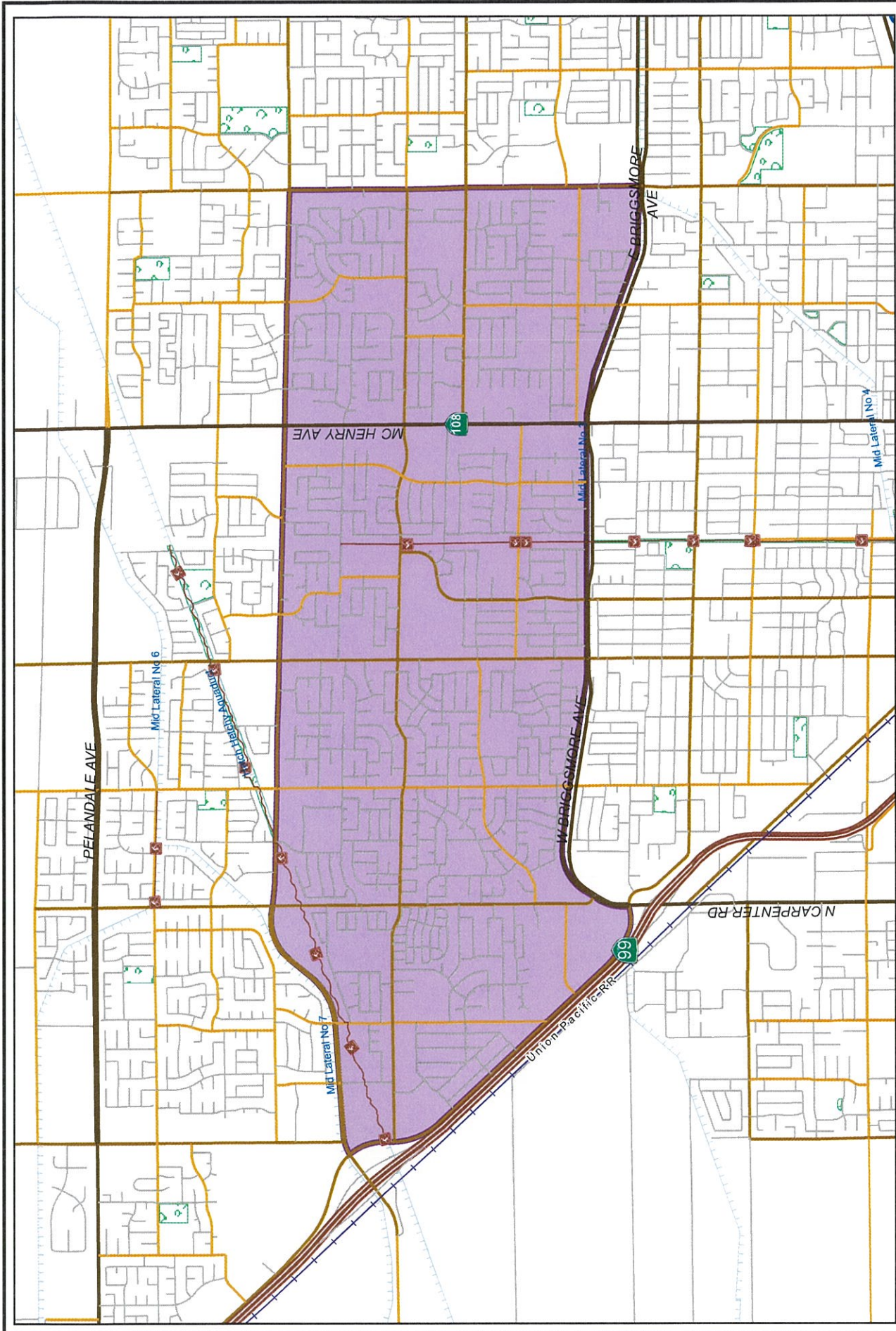
Fund Balance Required	Budget+Prop. Inc./Dec.	Available+Prop. Inc./Dec.
Water Fund - CIP Projects-4180	3,231,122	2,889,040



City of Modesto

Project #: 100573

PW - Residential Meter Installation - North Modesto



PW - Residential Meter Installation - North Modesto

100573

Capital Un-sponsored

Cost Center: 59999
Hosting Fund: Water Fund - CIP Projects-4180
Element Listing: Comm Svcs & Fac
Classification: Improvements
Category: Water
Type Class: Water
Area: Within City
Manager: Savidge, David L
Start Date: 2013
End Date: 2016
Status: Active
Const. Code: To be Closed

Proj Desc: This project provides funding for the installation of approximately 7,200 water meters in the North Modesto area. This area is defined as south of Standiford Avenue and north of Briggsmore Avenue, west of Coffee Rd and east to Sisk Rd. Staff has calculated an installation goal of 2,760 meters per year with two crews.

Proj Stat: Installation in this area began in the Spring of 2013 and was mostly completed by June, 2016. A small section remains on hold for the "Highway Village" project completion.

Expenditures

	Budget	Actual+Commit	Available	Prop. Inc./Dec. for 17-18	Budget+Prop. Inc./Dec.	Avail.+Prop. Inc./Dec.	18-19	19-20	20-21	21-22	Total Budgeted up to 2022
CCF City Construct Force	11,000,000	10,668,835	331,165	0	11,000,000	331,165	0	0	0	0	11,000,000
Expenditure Totals:	11,000,000	10,668,835	331,165	0	11,000,000	331,165	0	0	0	0	11,000,000

Fund Balance Required

Water Fund - CIP Projects-4180

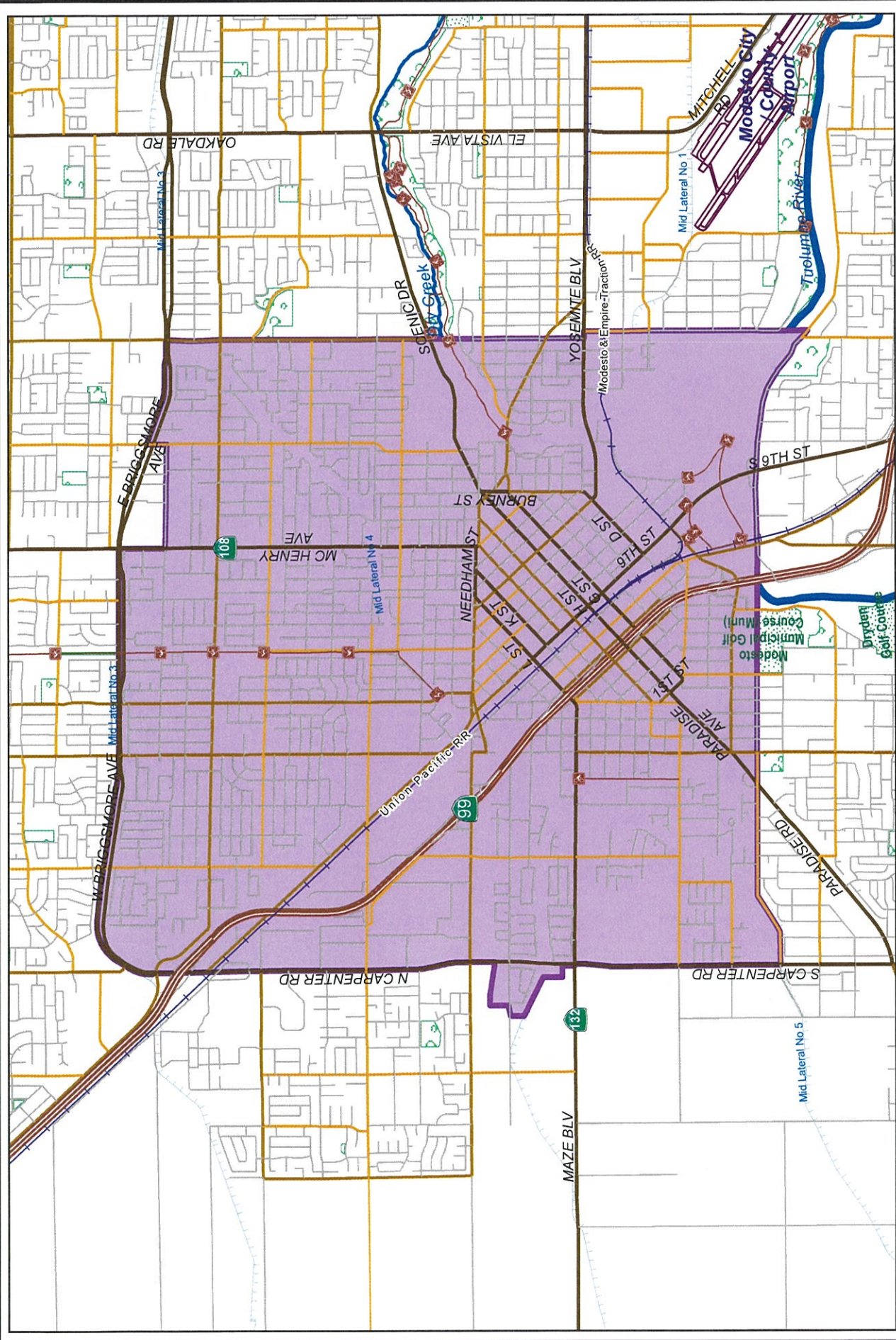
Budget+Prop. Inc./Dec. 11,000,000
 Available+Prop. Inc./Dec. 331,165



City of Modesto

Project #: 100575

PW - Residential Meter Installation - Central Modesto



PW - Residential Meter Installation - Central Modesto

100575

Capital Un-sponsored

Cost Center: 59999 **Category:** Water **Start Date:** 2015
Hosting Fund: Water Fund - CIP Projects-4180 **Type Class:** Water **End Date:** 2019
Element Listing: Comm Svcs & Fac **Area:** System Wide **Status:** Active
Classification: Improvements **Manager:** Savidge, David L **Const. Code:** Under Construction

Proj Desc: This project is for the installation of approximately 7,600 water meters in the Central Modesto area. This area is defined as south of Briggsmore Avenue and north of Tuolumne Blvd., east of Carpenter Rd and west of Coffee Rd. Staff has an installation goal of 2,760 meters per year with two crews

Proj Stat: Installations began in this area in the fall of 2015 and are projected to continue until FY 18/19

Expenditures

	Budget	Actual+Commit	Available	Prop. Inc./Dec. for 17-18	Budget+Prop. Inc./Dec.	Avail.+Prop. Inc./Dec.	18-19	19-20	20-21	21-22	Total Budgeted up to 2022
CCF City Construct Force	7,500,000	5,312,937	2,187,063	4,000,000	11,500,000	6,187,063	800,000	0	0	0	12,300,000
Expenditure Totals:	7,500,000	5,312,937	2,187,063	4,000,000	11,500,000	6,187,063	800,000	0	0	0	12,300,000

Fund Balance Required

Water Fund - CIP Projects-4180

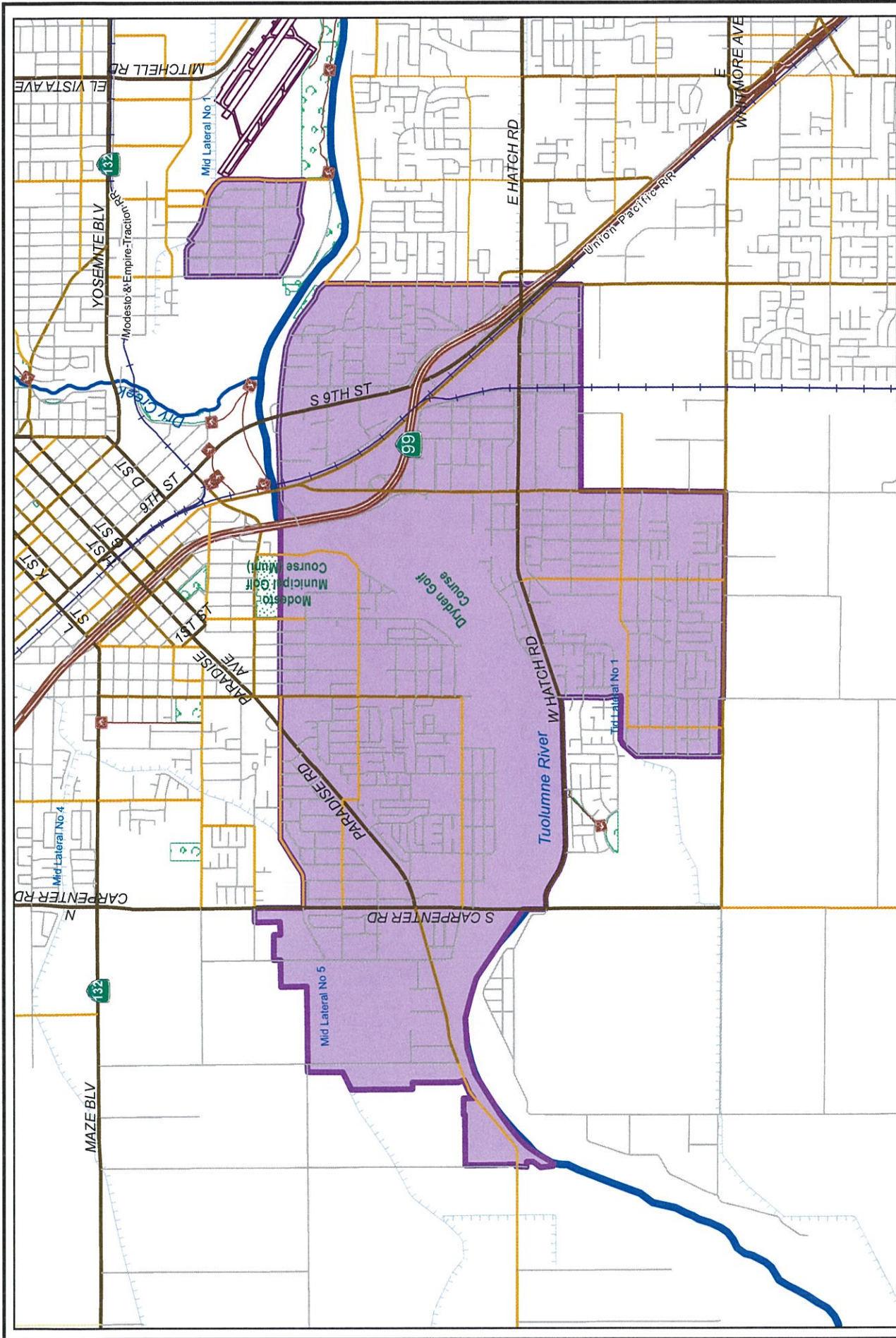
Budget+Prop. Inc./Dec. 11,500,000
 Available+Prop. Inc./Dec. 6,187,063



City of Modesto

Project #: 100576

PW - Residential Meter Installation - South Modesto



The map displays the project area in South Modesto, California, highlighted in purple. Key features include:

- Streets:** Maze Blv, Yosemite Blv, Mitchell Rd, El Vista Ave, K St, L St, M St, N St, O St, P St, Q St, R St, S St, T St, U St, V St, W St, X St, Y St, Z St, 9th St, 10th St, 11th St, 12th St, 13th St, 14th St, 15th St, 16th St, 17th St, 18th St, 19th St, 20th St, 21st St, 22nd St, 23rd St, 24th St, 25th St, 26th St, 27th St, 28th St, 29th St, 30th St, 31st St, 32nd St, 33rd St, 34th St, 35th St, 36th St, 37th St, 38th St, 39th St, 40th St, 41st St, 42nd St, 43rd St, 44th St, 45th St, 46th St, 47th St, 48th St, 49th St, 50th St, 51st St, 52nd St, 53rd St, 54th St, 55th St, 56th St, 57th St, 58th St, 59th St, 60th St, 61st St, 62nd St, 63rd St, 64th St, 65th St, 66th St, 67th St, 68th St, 69th St, 70th St, 71st St, 72nd St, 73rd St, 74th St, 75th St, 76th St, 77th St, 78th St, 79th St, 80th St, 81st St, 82nd St, 83rd St, 84th St, 85th St, 86th St, 87th St, 88th St, 89th St, 90th St, 91st St, 92nd St, 93rd St, 94th St, 95th St, 96th St, 97th St, 98th St, 99th St, 100th St.
- Roads:** Yosemite Blvd, El Vista Ave, Mitchell Rd, Paradise Ave, S Carpenter Rd, W Hatch Rd, White More Ave.
- River:** Tuolumne River
- Highways:** SR 66, SR 132
- Other:** Modesto Municipal Golf Course, Dryden Golf Course, Mid Lateral No 1, 4, 5, Modesto & Empire-Tract Irrigation, Union Pacific RR.

PW - Residential Meter Installation - South Modesto

100576

Capital Un-sponsored

Cost Center: 59999 **Category:** Water **Start Date:** 2018
Hosting Fund: Water Fund - CIP Projects-4180 **Type Class:** Water **End Date:** 2020
Element Listing: Comm Svcs & Fac **Area:** System Wide **Status:** Active
Classification: Improvements **Manager:** Savidge, David L **Const. Code:** Under Construction

Proj Desc: This project is for the installation of approximately 4,600 water meters in the South Modesto area. This area is defined as north of Whitmore avenue and south of Tuolumne Blvd. East from Grimes Rd to Herndon Rd. including some installs in the airport area. Staff has an installation goal of 2,760 meters per year with two crews.

Proj Stat: This area is scheduled to start in FY18-19 Due to street paving or rehab projects in this area, some installs will need to be made ahead of schedule.

Expenditures	Budget	Actual+Commit	Available	Prop. Inc./Dec. for 17-18	Budget+Prop. Inc./Dec.	Avail.+Prop. Inc./Dec.	18-19	19-20	20-21	21-22	Total Budgeted up to 2022
CCF City Construct Force	313,969	63,969	250,000		313,969	250,000	4,800,000	4,800,000			9,913,969
Expenditure Totals:	313,969	63,969	250,000	0	313,969	250,000	4,800,000	4,800,000	0	0	9,913,969

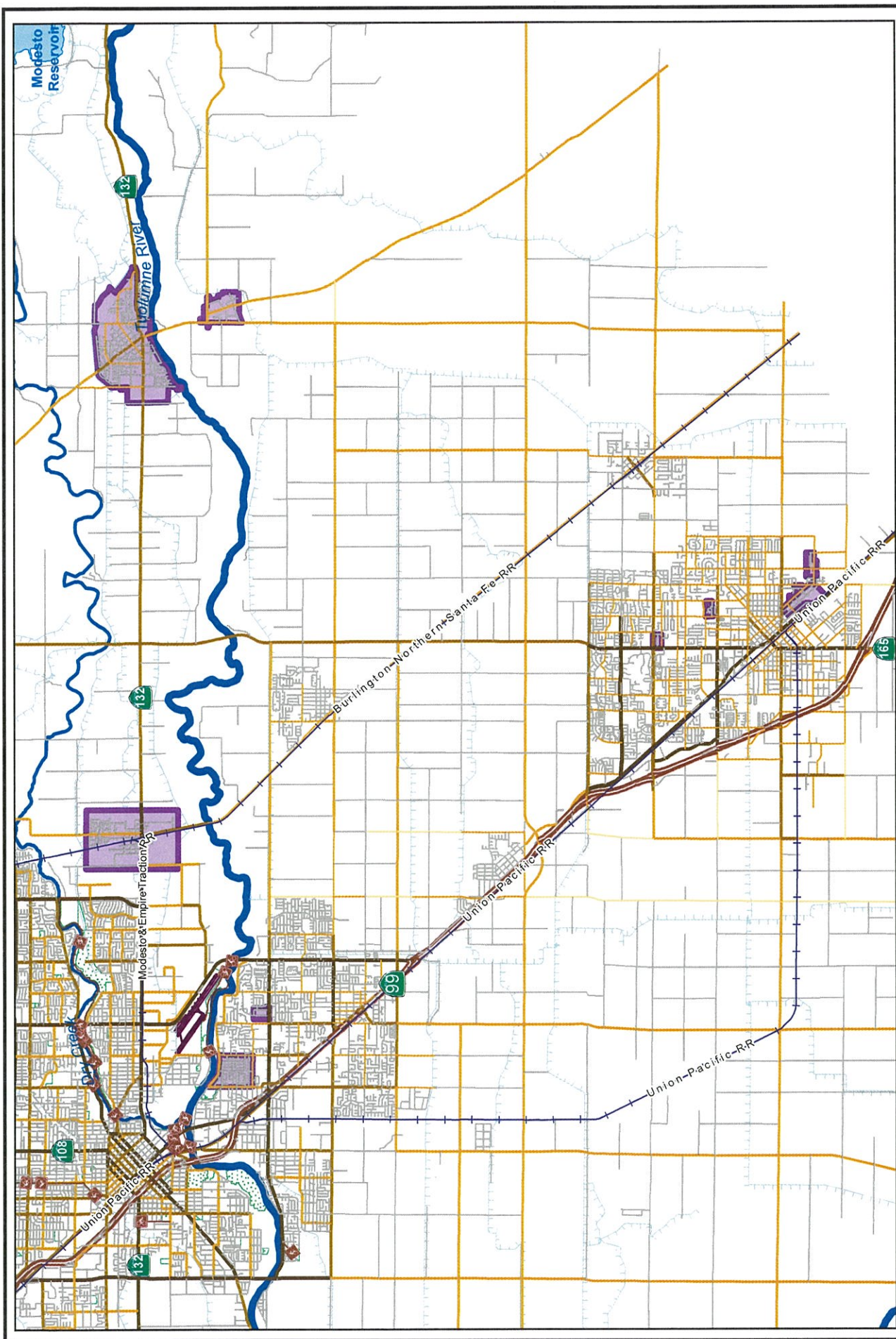
Fund Balance Required
 Water Fund - CIP Projects-4180 **Budget+Prop. Inc./Dec.** 313,969 **Available+Prop. Inc./Dec.** 250,000



City of Modesto

Project #: 100577

PW - Residential Meter Installation - Outlying Areas



PW - Residential Meter Installation - Outlying Areas

100577

Capital Unspponsored

Cost Center: 59999 **Category:** Water **Start Date:** 2019
Hosting Fund: Water Fund - CIP Projects-4180 **Type Class:** Water **End Date:** 2021
Element Listing: Comm Svcs & Fac **Area:** System Wide **Status:** Active
Classification: Improvements **Manager:** Savidge, David L **Const. Code:** Under Construction

Proj Desc: This project provides funding for the installation of approximately 1,500 water meters in the outlying areas of the water system. This area includes Ceres and Turlock.

Proj Stat: This project is scheduled to start in FY19-20. Due to street paving or rehab projects in the area, some installations will need to be done ahead of schedule.

Expenditures

	Budget	Actual+Commit	Available	Prop. Inc./Dec. for 17-18	Budget+Prop. Inc./Dec.	Avail.+Prop. Inc./Dec.	18-19	19-20	20-21	21-22	Total Budgeted up to 2022
CCF City Construct Force	250,000	0	250,000	150,000	400,000	400,000	100,000	2,500,000	1,000,000	0	4,000,000
Expenditure Totals:	250,000	0	250,000	150,000	400,000	400,000	100,000	2,500,000	1,000,000	0	4,000,000

Fund Balance Required

Water Fund - CIP Projects-4180

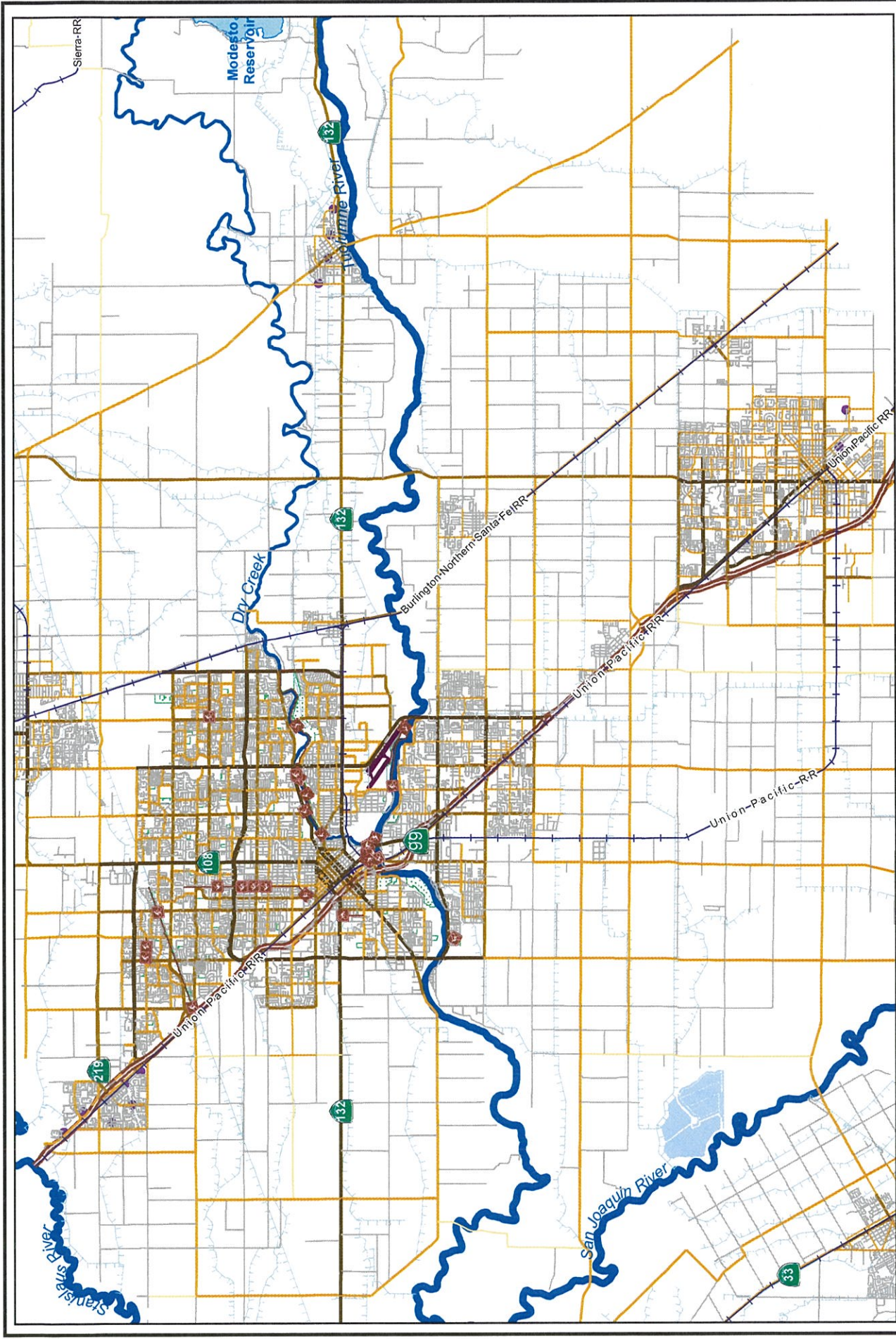
Budget+Prop. Inc./Dec.	Available+Prop. Inc./Dec.
400,000	400,000



City of Modesto

Project #: 100584

PW - Chlorination System Installation - Outlying Areas



PW - Chlorination System Installation - Outlying Areas

100584

Capital Un-sponsored

Cost Center: 59999
Hosting Fund: Water Fund - CIP Projects-4180
Element Listing: Comm Svcs & Fac
Classification: Improvements
Category: Water
Type Class: Water
Area: System Wide
Manager: Savidge, David L
Start Date: 2010
End Date: Ongoing
Status: New
Const. Code: New or Future

Proj Desc: This project provides funding to install tablet chlorination systems and enclosures at outlying water system wells and tanks as well as several within the Modesto City limits. This installation will eliminate hauling liquid chlorine to remote areas, or areas of limited accessibility, which will reduce the possibility of hazardous spills and liability to the City.

Proj Stat: Council approved installation of several units a year. Installations are planned for Modesto and outlying areas of the water system.

Expenditures

	Budget	Actual+Commit	Available	Prop. Inc./Dec. for 17-18	Budget+Prop. Inc./Dec.	Avail.+Prop. Inc./Dec.	18-19	19-20	20-21	21-22	Total Budgeted up to 2022
CCF City Construct Force	450,000	158,505	291,495	-150,000	300,000	141,495	100,000	100,000	100,000	100,000	700,000
Expenditure Totals:	450,000	158,505	291,495	-150,000	300,000	141,495	100,000	100,000	100,000	100,000	700,000

Fund Balance Required

Water Fund - CIP Projects-4180

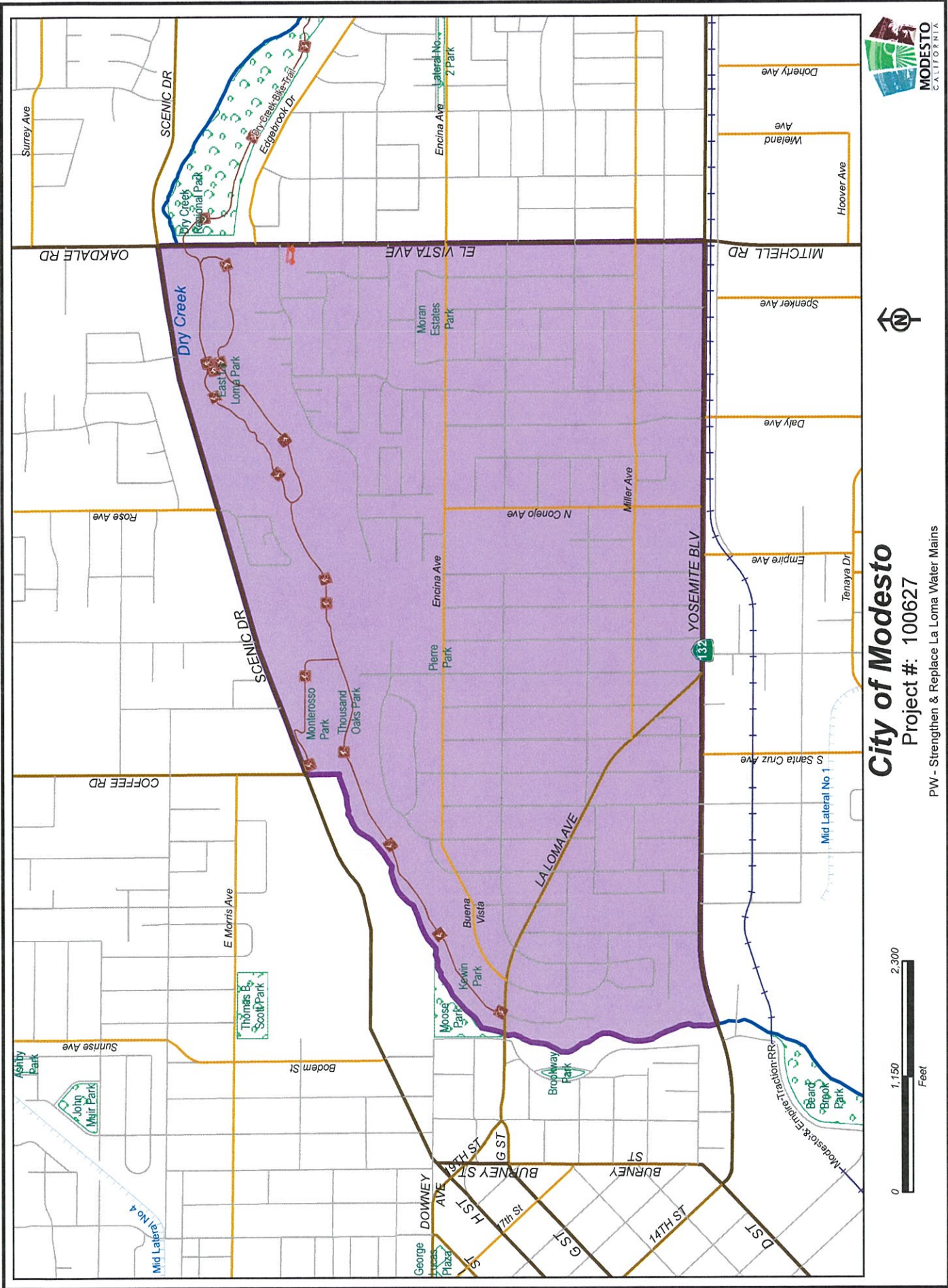
Budget+Prop. Inc./Dec. 300,000
 Available+Prop. Inc./Dec. 141,495



City of Modesto

Project #: 100627

PW - Strengthen & Replace La Loma Water Mains



Surrey Ave

SCENIC DR

Encina Ave Lateral No. 2 Park

Doherty Ave

Weiland Ave

Hoover Ave

OAKDALE RD

EL VISTA AVE

MITCHELL RD

Spenker Ave

Daly Ave

Rose Ave

N Conejo Ave

Miller Ave

Empire Ave

Tenaya Dr

SCENIC DR

Encina Ave

YOSEMITE BLV

COFFEE RD

E Morris Ave

LA LOMA AVE

S Santa Cruz Ave

Mid Lateral No 1

Sunrise Ave

Thomas B. Scott Park

Bodem St

Moose Park

Kevin Park

Buena Vista

Pierre Park

Encina Ave

Miller Ave

John Muir Park

Ashby Park

George DOWNEY AVE

H ST

15TH ST

BURNLEY ST

G ST

14TH ST

D ST

Mid Lateral No 4

George DOWNEY AVE

H ST

15TH ST

BURNLEY ST

G ST

14TH ST

D ST

Modesto & Empire Traction RR

Mid Lateral No 1

133

Mid Lateral No 1

133

Mid Lateral No 1

PW - Strengthen & Replace La Loma Water Mains

100627

Capital Un-sponsored

Cost Center: 59999 **Category:** Water **Start Date:** 2012
Hosting Fund: Water Fund - CIP Projects-4180 **Type Class:** Water **End Date:** 2017
Element Listing: Comm Svcs & Fac **Area:** Within City **Status:** Active
Classification: Improvements **Manager:** Bryant, Tamorah **Const. Code:** To be Closed

Proj Desc: Existing waterlines in the LaLoma area are old steel mains that are small in diameter and need to be replaced. This project is to provide funding to install new 8" and 12" waterlines with individual residential services, and additional fire hydrants. This phase of the project will replace water mains in the area generally bounded by Edgebrook Dr, N. Santa Ana Ave, Rowland Ave & La Loma Ave.

Proj Stat: Construction complete. Project awaiting Council acceptance and enter inter one-year warranty period. To be closed FY 16/17.

Expenditures	Budget	Actual+Commit	Available	Prop. Inc./Dec. for 17-18	Budget+Prop. Inc./Dec.	Avail+Prop. Inc./Dec.	18-19	19-20	20-21	21-22	Total Budgeted up to 2022
CA Construction Admin	210,000	175,716	34,284	0	210,000	34,284	0	0	0	0	210,000
CCF City Construct Force	40,000	32,509	7,491	0	40,000	7,491	0	0	0	0	40,000
CON Construction	2,968,410	1,947,008	1,021,403	0	2,968,410	1,021,403	0	0	0	0	2,968,410
CTGY-CIP Contingency - CIP	240,000	86,862	153,138	0	240,000	153,138	0	0	0	0	240,000
EDA Eng/Design/Admin	313,590	302,638	10,952	0	313,590	10,952	0	0	0	0	313,590
Expenditure Totals:	3,772,000	2,544,732	1,227,268	0	3,772,000	1,227,268	0	0	0	0	3,772,000

Fund Balance Required	Budget+Prop. Inc./Dec.	Available+Prop. Inc./Dec.
Water Fund - CIP Projects-4180	3,772,000	1,227,268

PW - Utility Cuts -WTS new Connections

100665

Capital Un-sponsored

Cost Center: 59999 **Category:** Water **Start Date:** 2010
Hosting Fund: Water Fund - CIP Projects-4180 **Type Class:** Water **End Date:** Ongoing
Element Listing: Comm Svcs & Fac **Area:** Within City **Status:** Active
Classification: Improvements **Manager:** Savidge, David L **Const. Code:** New or Future

Proj Desc: This project funds pavement repairs related to WTS connections for new development.

Proj Stat: Project in progress - budget was adjusted to reflect increase in new development.

Expenditures	Budget	Actual+Commit	Available	Prop. Inc./Dec. for 17-18	Budget+Prop. Inc./Dec.	Avail. +Prop. Inc./Dec.	18-19	19-20	20-21	21-22	Total Budgeted up to 2022
CCF City Construct Force	290,000	117,428	172,572	0	290,000	172,572	150,000	150,000	150,000	150,000	890,000
EDA Eng/Design/Admin	1,500	1,323	177	0	1,500	177	1,500	1,500	1,500	1,500	7,500
Expenditure Totals:	291,500	118,751	172,749	0	291,500	172,749	151,500	151,500	151,500	151,500	897,500

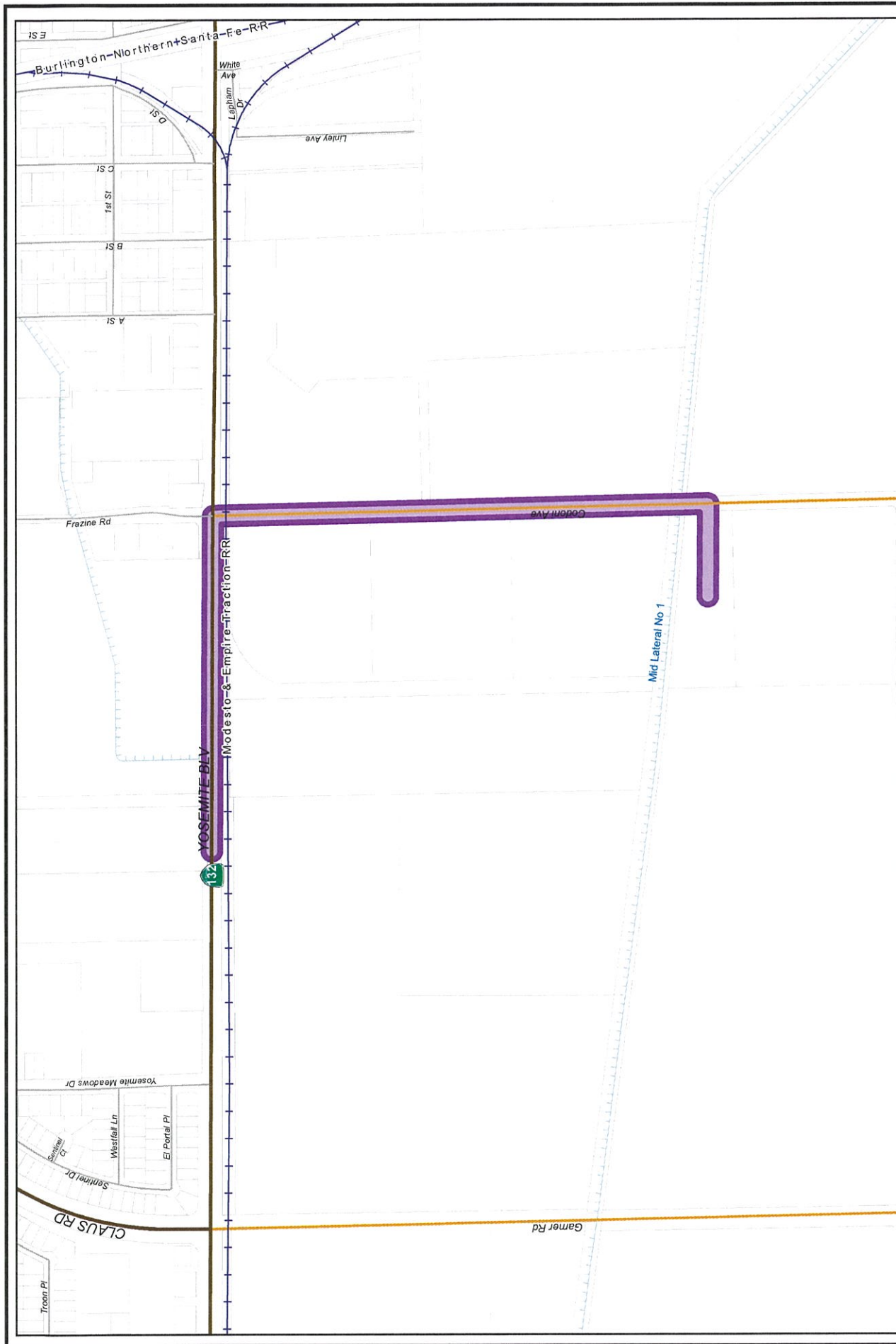
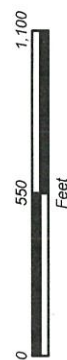
Fund Balance Required	Budget+Prop. Inc./Dec.	Avail.+Prop. Inc./Dec.
Water Fund - CIP Projects-4180	291,500	172,749



City of Modesto

Project #: 100672

UPP - Codoni Transmission Mains



UPP - Codoni Transmission Mains

100672

Capital Un-sponsored

Cost Center: 49999 Category: Water
 Hosting Fund: Water Fund - CIP Projects-4180 Type Class: Water
 Element Listing: Comm Svcs & Fac Area: System Wide
 Classification: Improvements Manager: Bryant, Tamorah

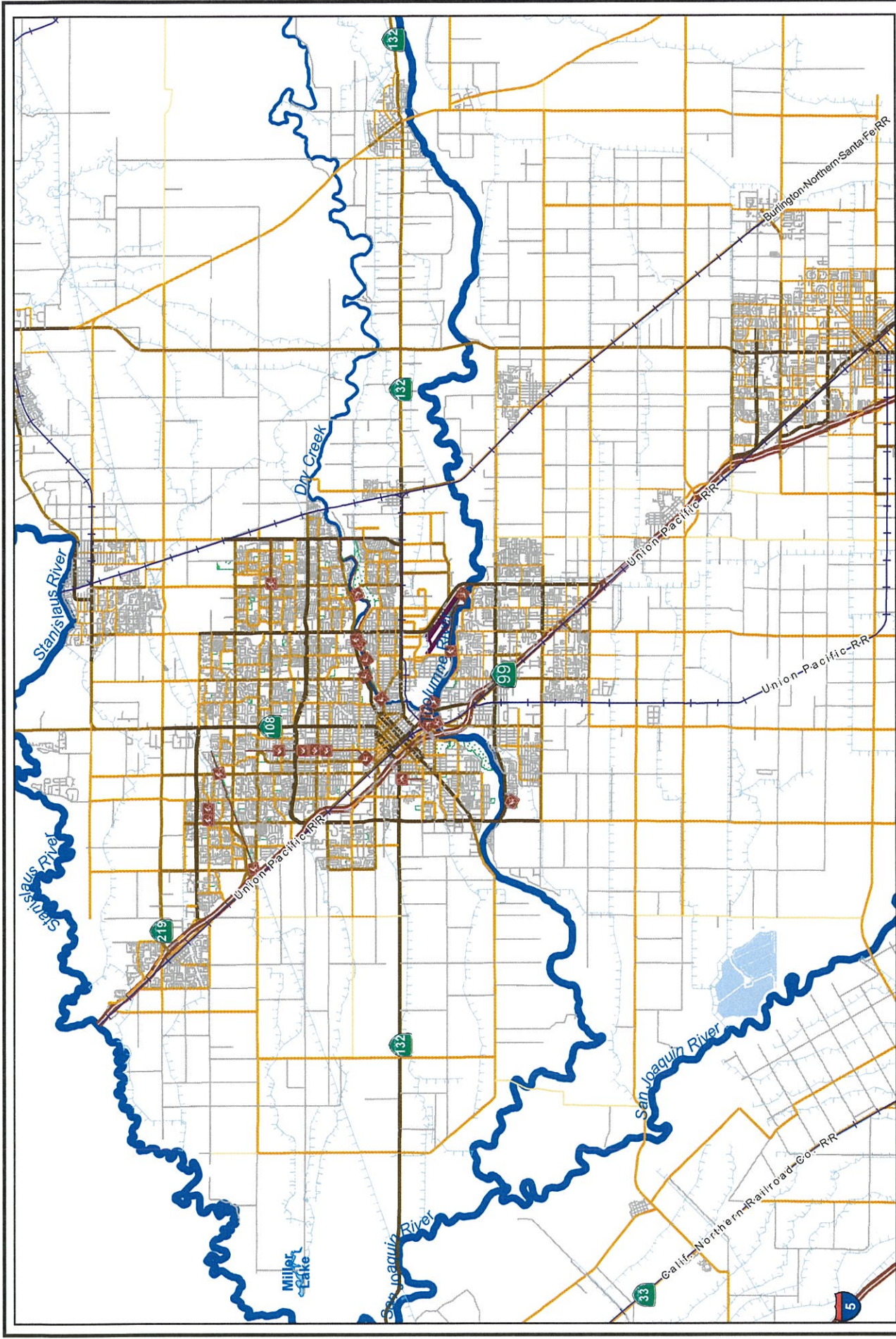
Start Date: 2012
 End Date: 2020
 Status: Active
 Const. Code: Under Construction

Proj Desc: This project will fund the design and construction of transmission mains to convey flows into and out of the proposed Industrial Tank 13 and pumpstation. The project will consist of approximately 4,400 l.f. of transmission main to convey flows from the MID transmission system to the proposed tank. This main will extend from approximately 1600 ft. west of the Codoni / Yosemite intersection, then approximately 2800 l.f. to the south along Codoni to the proposed Industrial Tank site. A second parallel transmission main will be constructed for approx. 2800 l.f. in Codoni from the tank site to the Codoni / Yosemite intersection to convey flows from the tank to the distribution system. A separate transmission main to serve the Industrial Tank project will be constructed under the separate CIP for Downstream Improvements: Yosemite Transmission Main Account CIP 100467 and is not a part of this CIP. The Industrial Tank 13 and Booster Pump Station will also be constructed under a separate CIP 100475.

Proj Stat: Design is 100% complete. Construction to be completed summer FY 17/18.

Expenditures	Budget	Actual+Commit	Available	Prop. Inc./Dec. for 17-18	Budget+Prop. Inc./Dec.	Avail.+Prop. Inc./Dec.	18-19	19-20	20-21	21-22	Total Budgeted up to 2022
CA Construction Admin	146,078	20,976	125,102	0	146,078	125,102	0	0	0	0	146,078
CCF City Construct Force	45,000	0	45,000	0	45,000	45,000	0	0	0	0	45,000
CON Construction	2,432,695	2,432,695	0	0	2,432,695	0	0	0	0	0	2,432,695
CTGY-CIP Contingency - CIP	316,250	0	316,250	0	316,250	316,250	0	0	0	0	316,250
EDA Eng/Design/Admin	187,977	154,181	33,796	0	187,977	33,796	0	0	0	0	187,977
Expenditure Totals:	3,128,000	2,607,852	520,148	0	3,128,000	520,148	0	0	0	0	3,128,000


Fund Balance Required	Budget+Prop. Inc./Dec.	Avail.+Prop. Inc./Dec.
Water Fund - CIP Projects-4180	3,128,000	520,148



City of Modesto

Project #: 100695

UPP - Water Fund Master Plan



UPP - Water Fund Master Plan

100695

Capital Un-sponsored

Cost Center: 49999 Category: Water Start Date: 2014
 Hosting Fund: Water Fund - CIP Projects-4180 Type Class: Water End Date: 2018
 Element Listing: Comm Svcs & Fac Area: System Wide Status: Active
 Classification: Improvements Manager: Bond, Jack R Const. Code: Not Awarded

Proj Desc: This project will provide funding for the preparation of a system-wide Water Master Plan (WMP) and complete the associated environmental review (CEQA) work. The WMP will address, among other items, future sources of supply, water quality issues, water demands, conjunctive use strategies, water system modeling updates and capital improvements (for both existing and future customers).

This project replaced 100487 due to a project conversion error into the new project/grants database.

Proj Stat: The WMP document is expected to be completed FY 16/17, and the CEQA work is expected to be complete FY 17/18.

Revenues

	Budget	Actuals+Commit	Available	Prop. Inc./Dec. for 17-18	Bud + Prop. Incr/Decr	Avail.+ Prop. Incr/Decr	18-19	19-20	20-21	21-22	Total Budgeted up to 2022
42402 Intergov - Local - City of Ceres	0	22,527	-22,527	0	0	-22,527	0	0	0	0	0
42418 Intergov - Local - City of Hughson	0	8,836	-8,836	0	0	-8,836	0	0	0	0	0
42510 Intergov - Other Government Agencies	0	29,633	-29,633	0	0	-29,633	0	0	0	0	0
Revenue Totals:	0	60,996	-60,996	0	0	-60,996	0	0	0	0	0

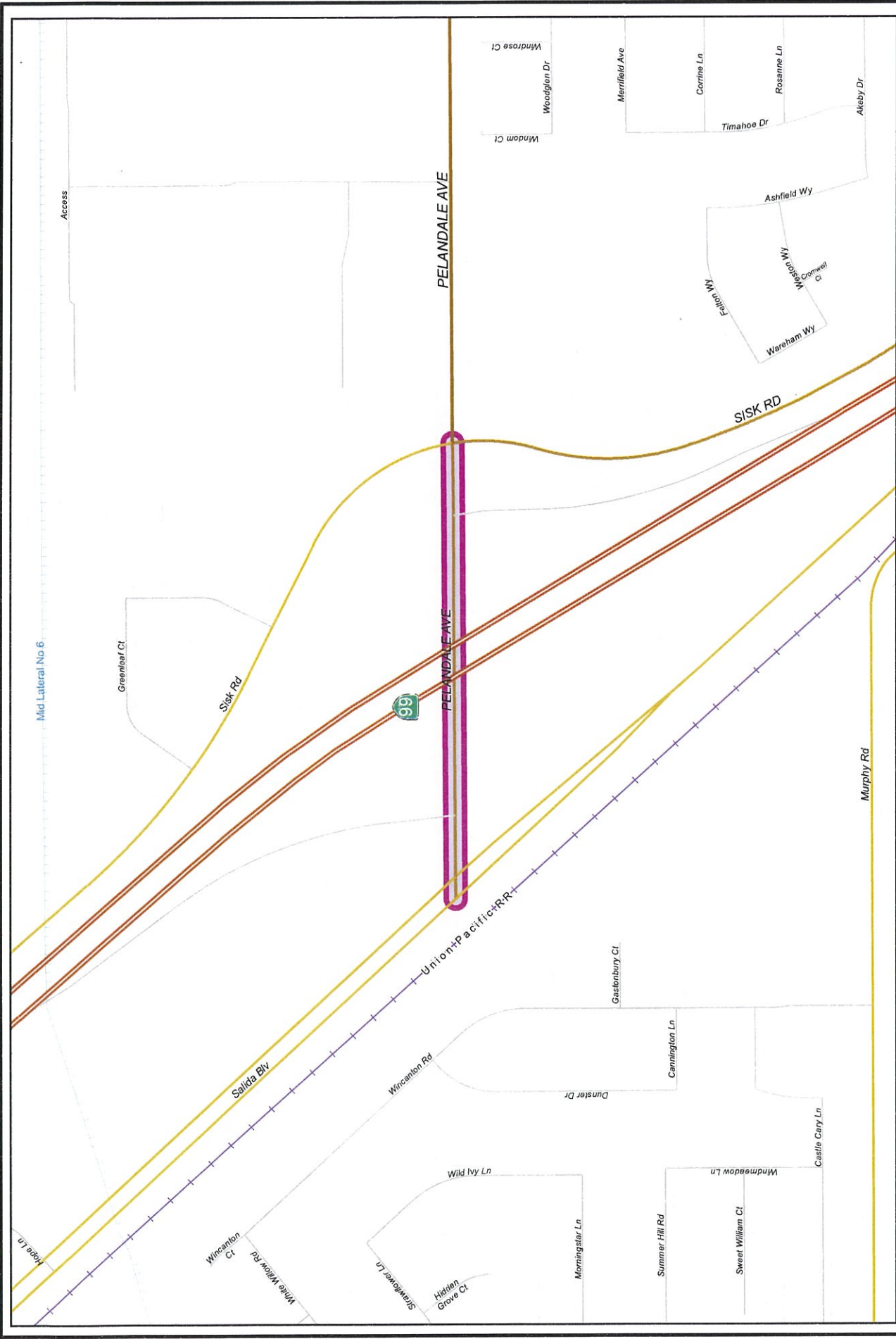
Expenditures

	Budget	Actual+Commit	Available	Prop. Inc./Dec. for 17-18	Budget+Prop. Inc./Dec.	Avail.+Prop. Inc./Dec.	18-19	19-20	20-21	21-22	Total Budgeted up to 2022
EDA Eng/Design/Admin	2,074,776	2,054,746	20,030	40,000	2,114,776	60,030	0	0	0	0	2,114,776
ENV ENV Environmental	0	0	0	0	0	0	0	0	0	0	0
Expenditure Totals:	2,074,776	2,054,746	20,030	40,000	2,114,776	60,030	0	0	0	0	2,114,776

Fund Balance Required

Water Fund - CIP Projects-4180

Budget+Prop. Inc./Dec. 2,114,776
 Available+Prop. Inc./Dec. 121,026



City of Modesto
 Project #: 100705
 UPP - Pelandale Water SR99 Interchange



UPP - Pelandale Water SR99 Interchange

100705

Capital Un-sponsored

Cost Center: 49999 **Category:** Water **Start Date:** 2012
Hosting Fund: Water Fund - CIP Projects-4180 **Type Class:** Water **End Date:** 2018
Element Listing: Comm Svcs & Fac **Area:** Within City **Status:** Active
Classification: Improvements **Manager:** Bryant, Tamorah **Const. Code:** Under Construction

Proj Desc: This project will install a new water main from Salida Blvd to Sisk Rd along Pelandale Ave across the proposed new Highway 99 interchange. (100046)

Proj Stat: The majority of the portion of this pipeline is proposed to be installed concurrently with the construction of the interchange (2014). The pipeline will be installed in one of the box girder openings in the bridge structure. Completion summer 2017.

Expenditures

	Budget	Actual+Commit	Available	Prop. Inc./Dec. for 17-18	Budget+Prop. Inc./Dec.	Avail.+Prop. Inc./Dec.	18-19	19-20	20-21	21-22	Total Budgeted up to 2022
CA Construction Admin	27,700	16,949	10,751	0	27,700	10,751	0	0	0	0	27,700
CCF City Construct Force	22,160	11,616	10,544	0	22,160	10,544	0	0	0	0	22,160
CON Construction	277,000	229,418	47,582	0	277,000	47,582	0	0	0	0	277,000
CTGY-CIP Contingency - CIP	27,700	0	27,700	0	27,700	27,700	0	0	0	0	27,700
EDA Eng/Design/Admin	33,240	1,630	31,610	0	33,240	31,610	0	0	0	0	33,240
Expenditure Totals:	387,800	259,613	128,187	0	387,800	128,187	0	0	0	0	387,800

Fund Balance Required

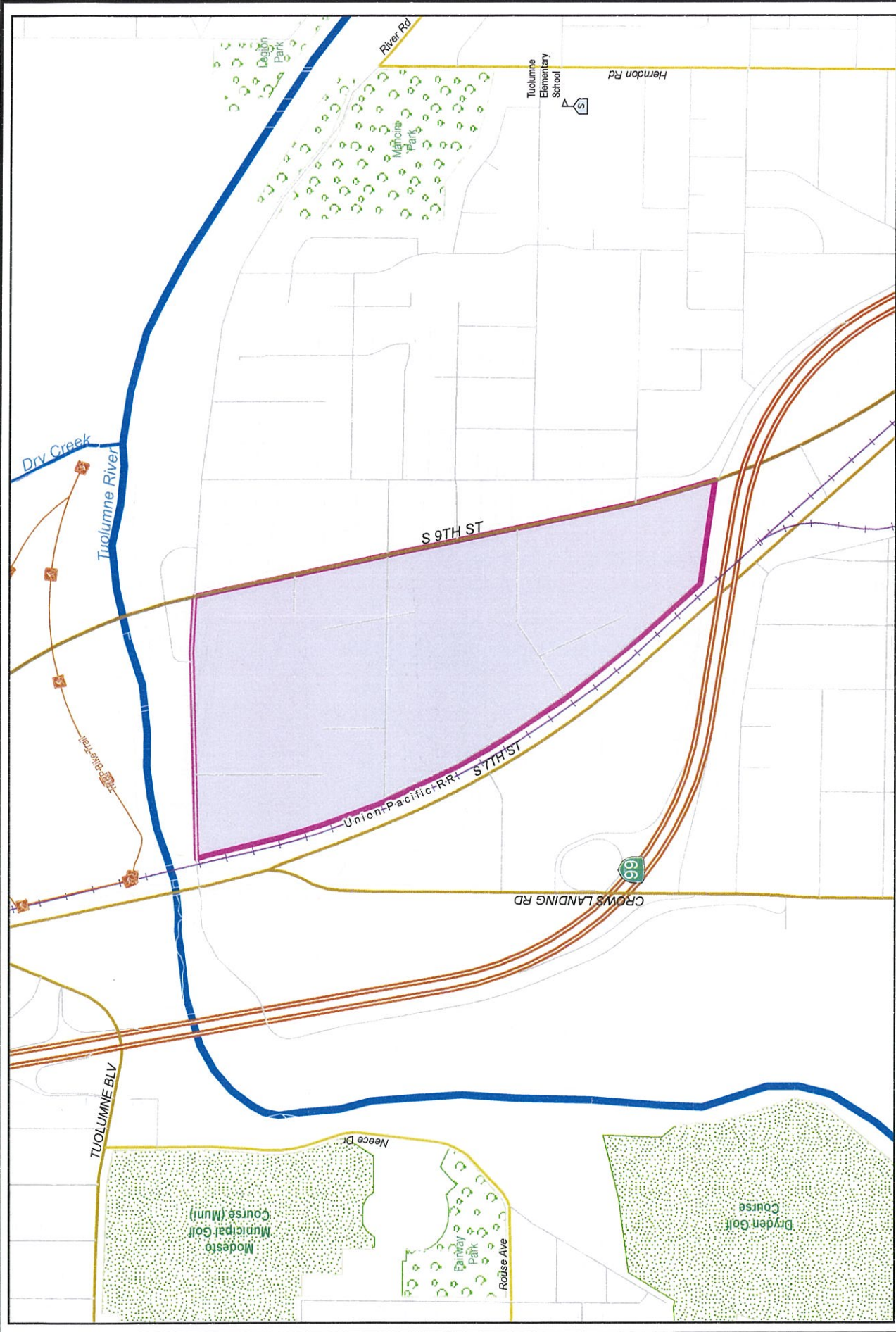
	Budget+Prop. Inc./Dec.	Available+Prop. Inc./Dec.
Water Fund - CIP Projects-4180	387,800	128,187



City of Modesto

Project #: 100733

UFP - S. 9th St. Industrial Water



UPP - S. 9th St. Industrial Water

100733

Capital Un-sponsored

Cost Center: 49999 Category: Water Start Date: 2013
 Hosting Fund: Water Fund - CIP Projects-4180 Type Class: Water End Date: 2018
 Element Listing: Comm Svcs & Fac Area: System Wide Status: Active
 Classification: Replacement Manager: Bryant, Tamorah Const. Code: Construction Completed

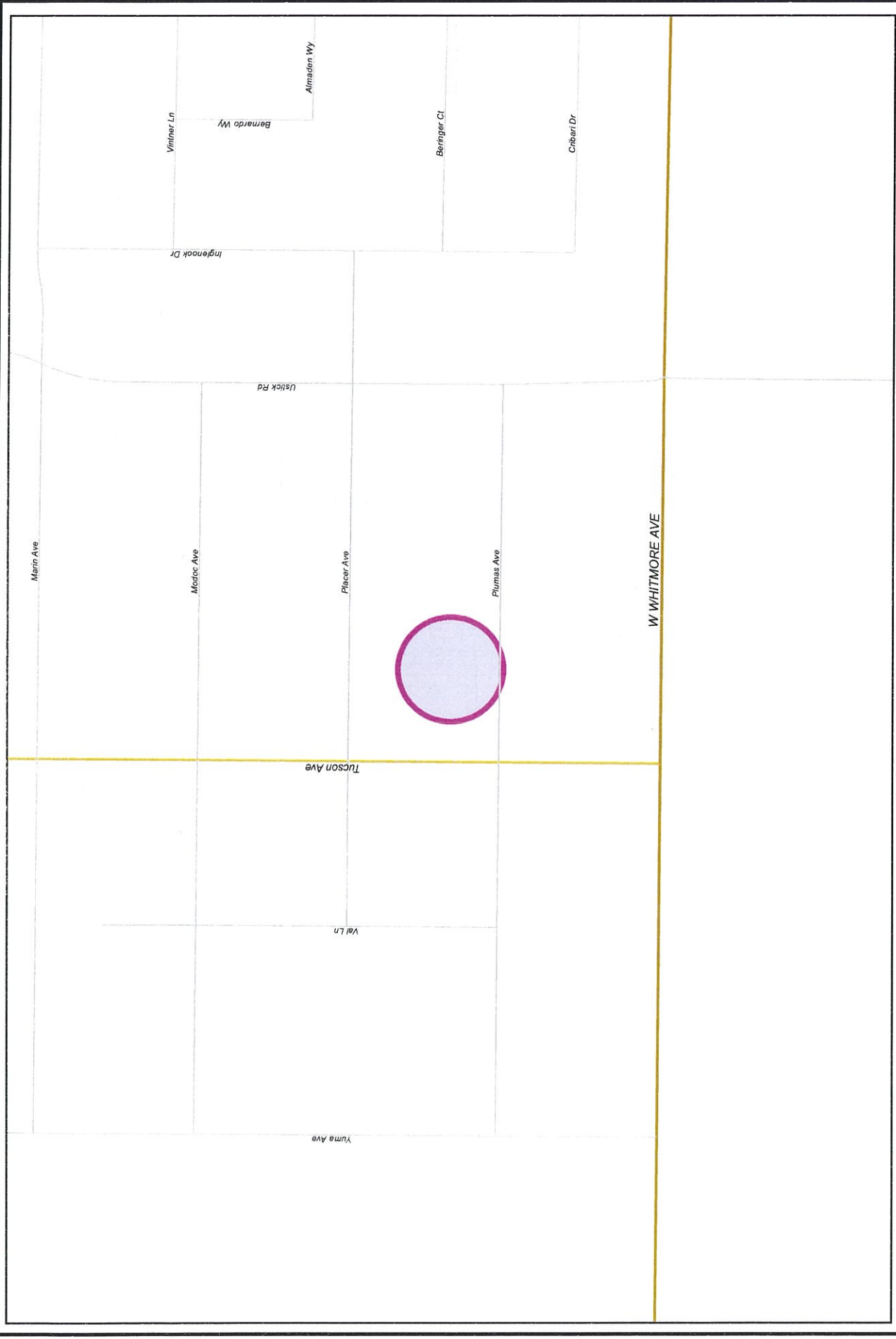
Proj Desc: This project will provide funding to replace existing water mains within the industrial area generally bounded by Bystrom Road, Janopaul Avenue and River Road. Existing water mains in this area are old, undersized steel mains which are prone to leaking and low pressures. This project will replace the existing system with City standard water mains, valves and hydrants to improve system reliability, flows and pressures. Project design will begin in summer 2013, with construction anticipated to begin in 2016. Given the relatively large project area, the project may need to be constructed in incremental phases depending on funding and workload. Three jack and bores are required under the UPPR tracks.

Proj Stat: Construction completed winter FY 16-17. Project to be accepted and closed FY 17/18.

Revenues	Budget	Actuals+Commit	Available	Prop. Inc./Dec. for 17-18	Bud + Prop. Incr/Decr	Avail.+ Prop. Incr/Decr	18-19	19-20	20-21	21-22	Total Budgeted up to 2022
47020 Refunds, Damages, and Cost Recovery	0	3,096	-3,096	0	0	-3,096	0	0	0	0	0
Revenue Totals:	0	3,096	-3,096	0	0	-3,096	0	0	0	0	0

Expenditures	Budget	Actual+Commit	Available	Prop. Inc./Dec. for 17-18	Budget+Prop. Inc./Dec.	Avail.+Prop. Inc./Dec.	18-19	19-20	20-21	21-22	Total Budgeted up to 2022
CA Construction Admin	155,000	150,003	4,997	0	155,000	4,997	0	0	0	0	155,000
CCF City Construct Force	45,000	885	44,115	0	45,000	44,115	0	0	0	0	45,000
CON Construction	2,869,054	2,569,746	299,308	0	2,869,054	299,308	0	0	0	0	2,869,054
CTGY-CIP Contingency - CIP	205,580	238,984	-33,404	0	205,580	-33,404	0	0	0	0	205,580
EDA Eng/Design/Admin	296,366	292,954	3,412	0	296,366	3,412	0	0	0	0	296,366
LA Land Acquisition	10,000	6,443	3,558	0	10,000	3,558	0	0	0	0	10,000
Expenditure Totals:	3,581,000	3,259,014	321,986	0	3,581,000	321,986	0	0	0	0	3,581,000

Fund Balance Required	Budget+Prop. Inc./Dec.	Available+Prop. Inc./Dec.
Water Fund - CIP Projects-4180	3,581,000	325,082



City of Modesto

Project #: 100734

UPP - Tank 7 Recoat



UPP - Tank 7 Recoat

100734

Capital Un-sponsored

Cost Center: 49999
 Hosting Fund: Water Fund - CIP Projects-4180
 Element Listing: Comm Svcs & Fac
 Classification: Maintenance
 Category: Water
 Type Class: Water
 Area: System Wide
 Manager: Bryant, Tamorah

Start Date: 2013
 End Date: 2018
 Status: Active
 Const. Code: Construction Completed

Proj Desc: This project will provide funding for removal and replacement of the existing interior coating of Tank 7 in order to prevent corrosion of the steel water tank walls. Should there be items that have been damaged due to corrosion, cathodic protection system replacement and other minor repairs may also be performed.

Proj Stat: Construction complete. Project to be accepted and closed FY 17/18.

Expenditures

	Budget	Actual+Commit	Available	Prop. Inc./Dec. for 17-18	Budget+Prop. Inc./Dec.	Avail.+Prop. Inc./Dec.	18-19	19-20	20-21	21-22	Total Budgeted up to 2022
CA Construction Admin	44,918	44,672	246	0	44,918	246	0	0	0	0	44,918
CCF City Construct Force	0	0	0	0	0	0	0	0	0	0	0
CON Construction	154,000	154,000	0	0	154,000	0	0	0	0	0	154,000
CTGY-CIP Contingency - CIP	15,623	15,623	0	0	15,623	0	0	0	0	0	15,623
EDA Eng/Design/Admin	37,254	36,808	446	0	37,254	446	0	0	0	0	37,254
Expenditure Totals:	251,795	251,103	692	0	251,795	692	0	0	0	0	251,795

Fund Balance Required


	Budget+Prop. Inc./Dec.	Available+Prop. Inc./Dec.
Water Fund - CIP Projects-4180	251,795	692



City of Modesto

Project #: 100785

UPP - Tivoli Area - Grogan Park Well



UPP - Tivoli Area - Grogan Park Well

100785

Capital Un-sponsored

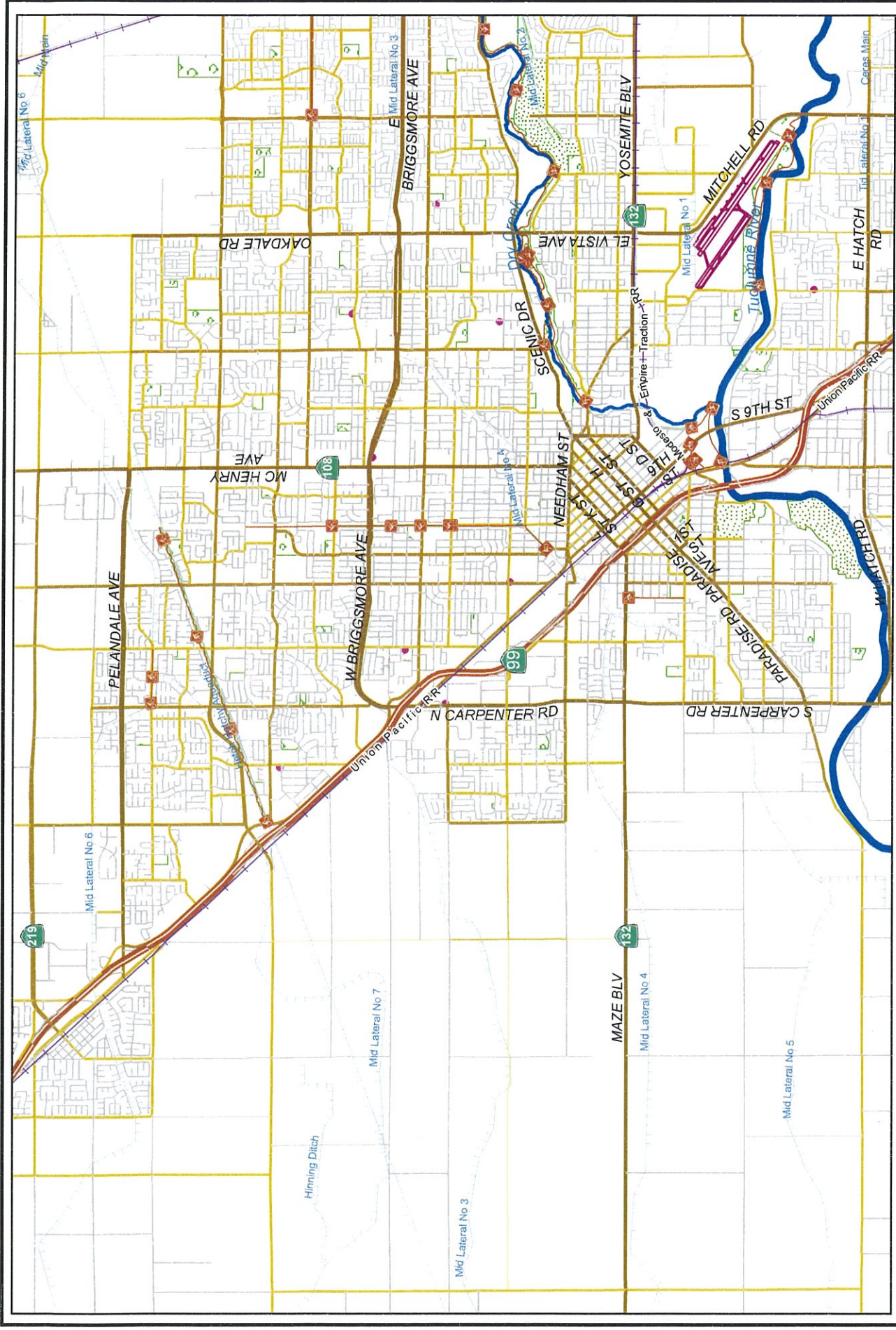
Cost Center: 49999 **Category:** Water **Start Date:** 2014
Hosting Fund: Water Fund - CIP Projects-4180 **Type Class:** Water **End Date:** 2017
Element Listing: Comm Svcs & Fac **Area:** System Wide **Status:** Active
Classification: Improvements **Manager:** Bryant, Tamorah **Const. Code:** Under Construction

Proj Desc: This project will provide funding to construct a future potable water well to serve the Tivoli Specific Plan Area. Tivoli includes acquiring access to proposed site, drilling to a depth of 600 feet below ground surface, test pumping and sampling, land acquisition, design, and construction of production well site.

Proj Stat: Below ground portion of well in construction FY 16/17. Surface improvements in final design & construction in FY 17/18.

Expenditures	Budget	Actual+Commit	Available	Prop. Inc./Dec. for 17-18	Budget+Prop. Inc./Dec.	Avail.+Prop. Inc./Dec.	18-19	19-20	20-21	21-22	Total Budgeted up to 2022
CA Construction Admin	90,000	37,652	52,348	160,000	250,000	212,348	0	0	0	0	250,000
CCF City Construct Force	20,000	231	19,769	0	20,000	19,769	0	0	0	0	20,000
CON Construction	476,850	476,850	0	1,600,000	2,076,850	1,600,000	0	0	0	0	2,076,850
CTGY-CIP Contingency - CIP	119,213	0	119,213	160,000	279,213	279,213	0	0	0	0	279,213
EDA Eng/Design/Admin	1,158,460	1,049,958	108,502	0	1,158,460	108,502	0	0	0	0	1,158,460
ENV CIP - Environmental	35,000	0	35,000	0	35,000	35,000	0	0	0	0	35,000
LA Land Acquisition	11,546	10,603	943	0	11,546	943	0	0	0	0	11,546
Expenditure Totals:	1,911,069	1,575,294	335,775	1,920,000	3,831,069	2,255,775	0	0	0	0	3,831,069

Fund Balance Required	Budget+Prop. Inc./Dec.	Available+Prop. Inc./Dec.
Water Fund - CIP Projects-4180	3,831,069	2,255,775



City of Modesto

Project #: 100796

UPP - Destruction of Wells due to Uranium, Arsenic, and Nitrate Contamination



UPP - Destruction of Wells due to Uranium, Arsenic, and Nitrate Contamination **100796**

Capital Un-sponsored

Cost Center: 49999 Category: Water Start Date: 2015
 Hosting Fund: Water Fund - CIP Projects-4180 Type Class: Water End Date: 2018
 Element Listing: Comm Svcs & Fac Area: Within City Status: Active
 Classification: Replacement Manager: Bryant, Tamorah Const. Code: Construction Completed

Proj Desc: This project will provide for the destruction of existing wells 8, 18, 19, 22, 32, 37 44, 214, 226, & 299 due to Uranium, Arsenic, and Nitrate contamination. The wells were reported to the State of California Water Resources Board as scheduled to be destroyed. These wells were constructed prior to 1970 and do not provide the annual seal required by the current well construction standards. All of the wells have been offline for several years. The wells will be filled to a point with pea gravel and bentonite slurry. The current site contamination does not necessarily preclude the construction of a new well at a later date. New CIP 100853 for drilling replacement wells has been established for FY 15/16.

Proj Stat: Construction is complete. Project to be accepted and closed FY 17/18.

Expenditures	Budget	Actual+Commit	Available	Prop. Inc./Dec. for 17-18	Budget+Prop. Inc./Dec.	Avail.+Prop. Inc./Dec.	18-19	19-20	20-21	21-22	Total Budgeted up to 2022
CA Construction Admin	41,424	29,554	11,870	0	41,424	11,870	0	0	0	0	41,424
CCF City Construct Force	25,000	0	25,000	0	25,000	25,000	0	0	0	0	25,000
CON Construction	413,812	413,812	0	0	413,812	0	0	0	0	0	413,812
CTGY-CIP Contingency - CIP	103,453	1,192	102,261	0	103,453	102,261	0	0	0	0	103,453
EDA Eng/Design/Admin	65,143	57,281	7,862	0	65,143	7,862	0	0	0	0	65,143
Expenditure Totals:	648,832	501,839	146,993	0	648,832	146,993	0	0	0	0	648,832

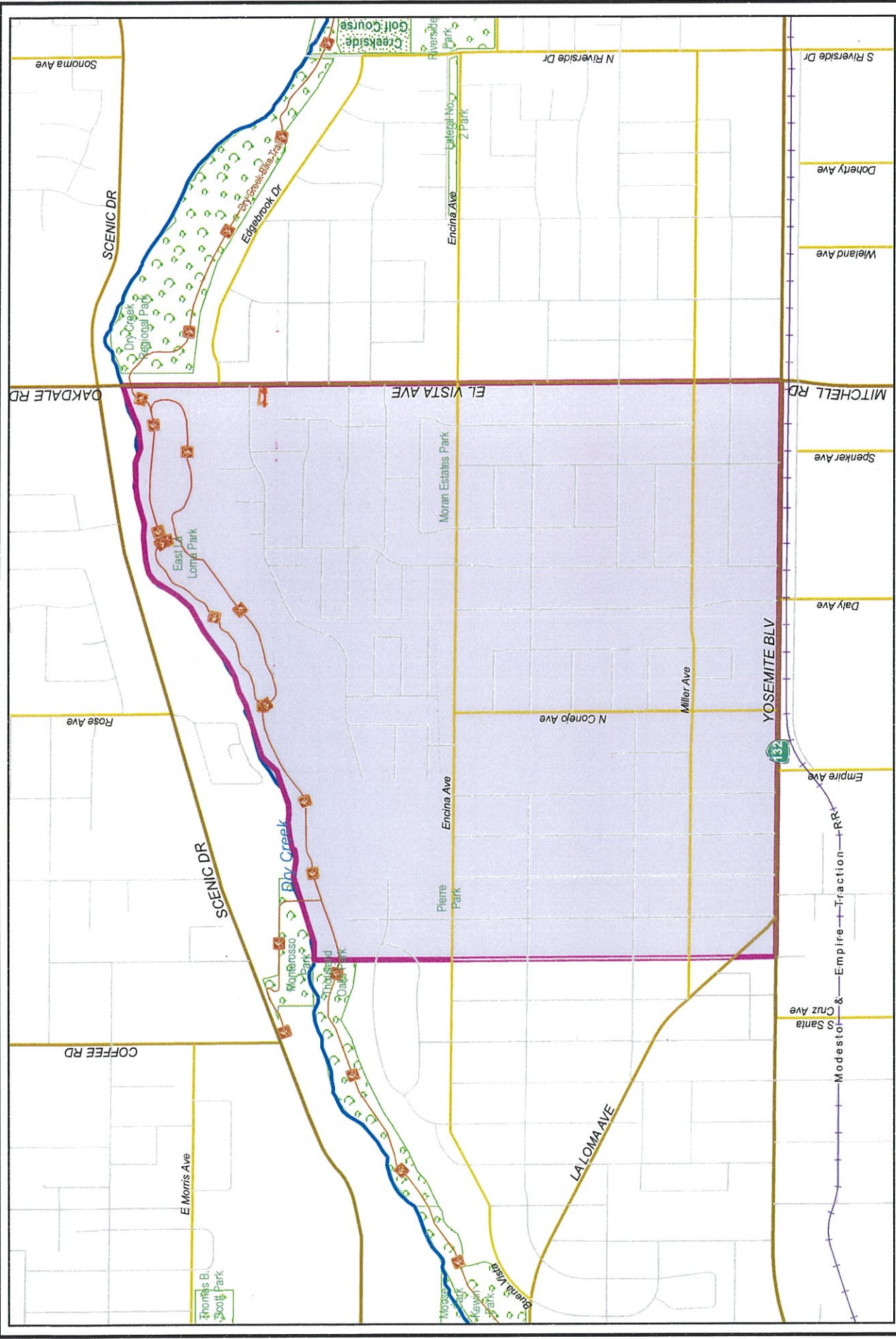
Fund Balance Required	Budget+Prop. Inc./Dec.	Available+Prop. Inc./Dec.
Water Fund - CIP Projects-4180	648,832	146,993



City of Modesto

Project #: 100797

UPP - La Loma Phase 2 Strengthen and Replace Water Mains



UPP - La Loma Phase 2 Strengthen and Replace Water Mains

100797

Capital Un-sponsored

Cost Center: 49999 **Category:** Water **Start Date:** 2015
Hosting Fund: Water Fund - CIP Projects-4180 **Type Class:** Water **End Date:** 2019
Element Listing: Comm Svcs & Fac **Area:** Within City **Status:** Active
Classification: Replacement **Manager:** Bryant, Tamorah **Const. Code:** Not Awarded

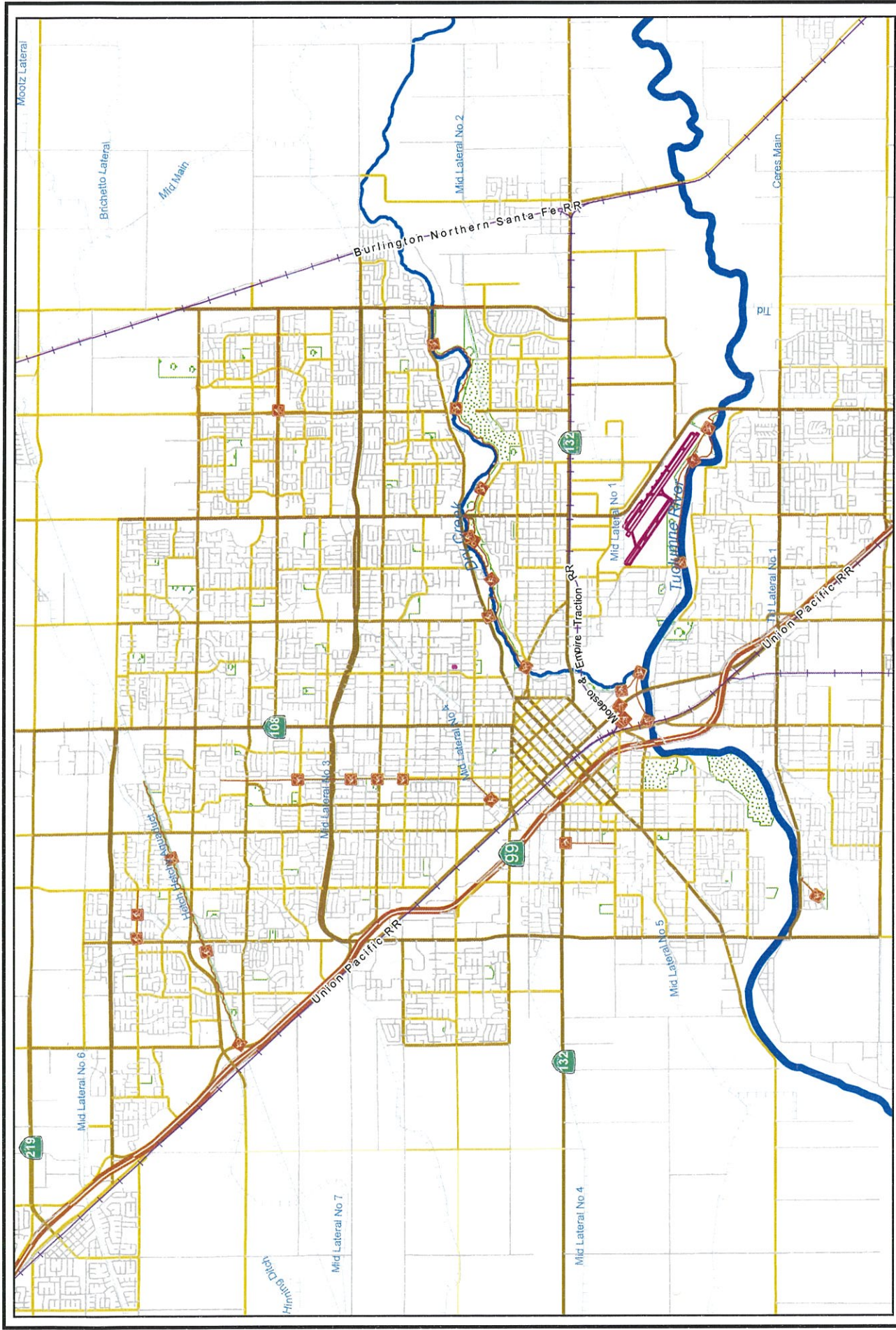
Proj Desc: Existing waterlines in the La Loma area are approximately 60-year old steel mains that are small in diameter and need to be replaced in accordance with industry standard practice. This project is to provide funding to install new 8" and 12" waterlines with individual residential services and additional fire hydrants. The project will replace water mains in the area generally bounded by Dry Creek on the north, Yosemite Blvd on the south, Rowland Avenue on the west, and El Vista Ave on the east.

Proj Stat: Project area is subdivided into 4 phases. Construction of first phase is anticipated late FY 16-17.

Expenditures	Budget	Actual+Commit	Available	Prop. Inc./Dec. for 17-18	Budget+Prop. Inc./Dec.	Avail +Prop. Inc./Dec.	18-19	19-20	20-21	21-22	Total Budgeted up to 2022
CA Construction Admin	200,000	2,443	197,557	200,000	400,000	397,557	0	200,000	0	0	600,000
CCF City Construct Force	15,000	2,190	12,810	10,000	25,000	22,810	0	10,000	0	0	35,000
CON Construction	3,000,000	0	3,000,000	2,500,000	5,500,000	5,500,000	0	2,500,000	0	0	8,000,000
CTGY-CIP Contingency - CIP	300,000	0	300,000	250,000	550,000	550,000	0	250,000	0	0	800,000
EDA Eng/Design/Admin	380,000	242,794	137,206	100,000	480,000	237,206	0	100,000	0	0	580,000
Expenditure Totals:	3,895,000	247,427	3,647,573	3,060,000	6,955,000	6,707,573	0	3,060,000	0	0	10,015,000

Fund Balance Required
 Budget+Prop. Inc./Dec. Available+Prop. Inc./Dec.
 6,955,000 6,707,573

Water Fund - CIP Projects-4180



City of Modesto

Project #: 100798

PW - Installation of Flush Lines



PW - Installation of Flush Lines

100798

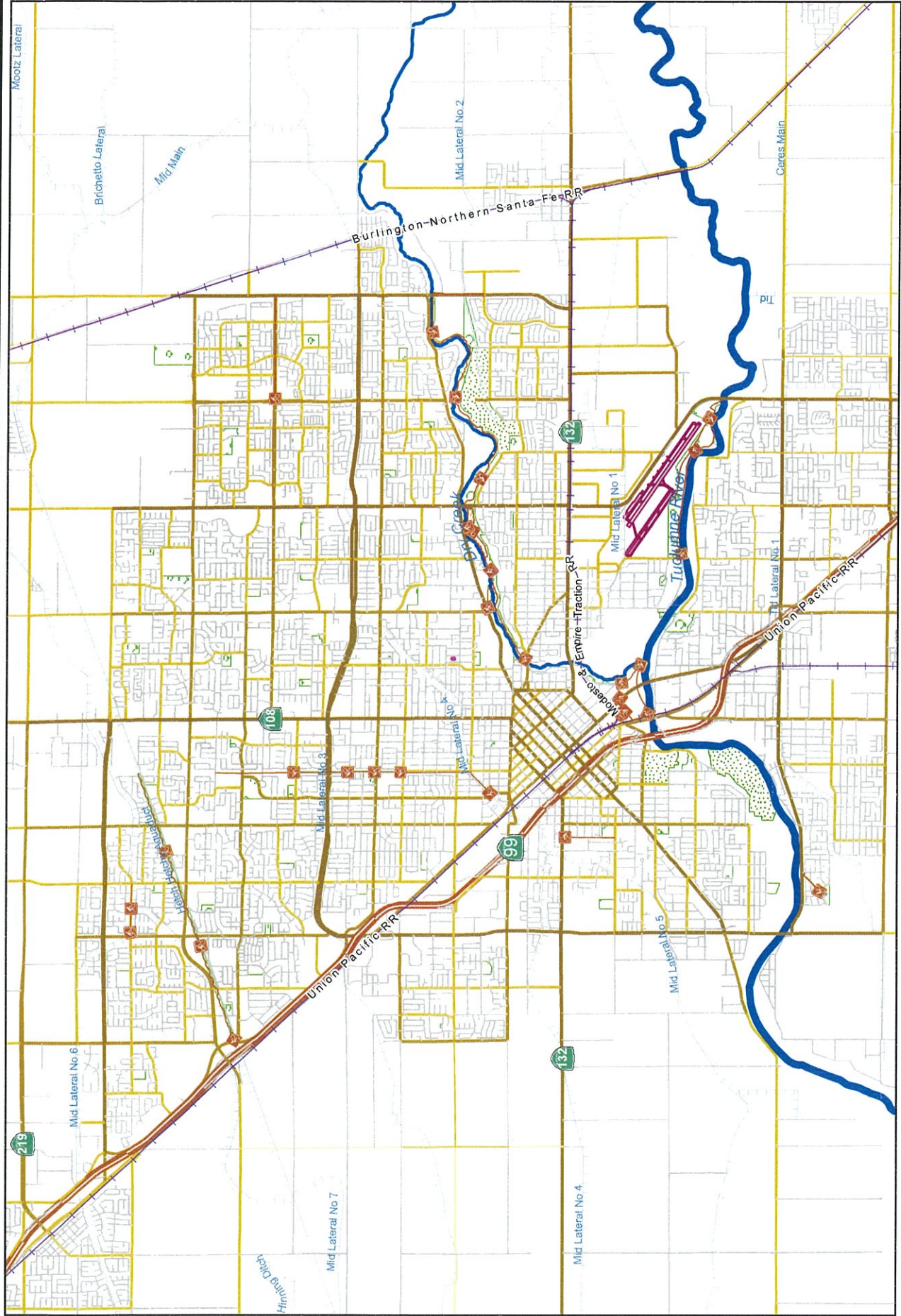
Capital Un-sponsored

Cost Center: 59999 **Category:** Water **Start Date:** 2014
Hosting Fund: Water Fund - CIP Projects-4180 **Type Class:** Water **End Date:** Ongoing
Element Listing: Comm Svcs & Fac **Area:** Within City **Status:** Active
Classification: Replacement **Manager:** Bryant, Tamorah **Const. Code:** Under Construction

Proj Desc: This project is to install flush lines at well sites. Installing flush lines will facilitate the flushing and sampling process prior to bringing wells back online when there has been contamination.
Proj Stat: The plan is to install 3 - 5 flush lines each year at various well sites throughout the water system.

Expenditures	Budget	Actual+Commit	Available	Prop. Inc./Dec. for 17-18	Budget+Prop. Inc./Dec.	Avail + Prop. Inc./Dec.	18-19	19-20	20-21	21-22	Total Budgeted up to 2022
CA Construction Admin	39,000	0	39,000	60,000	99,000	99,000	0	0	0	0	99,000
CCF City Construct Force	84,000	58,398	25,602	20,000	104,000	45,602	200,000	200,000	200,000	200,000	904,000
CON Construction	388,000	0	388,000	600,000	988,000	988,000	0	0	0	0	988,000
CTGY-CIP Contingency - CIP	39,000	0	39,000	60,000	99,000	99,000	0	0	0	0	99,000
EDA Eng/Design/Admin	50,000	16,090	33,910	60,000	110,000	93,910	0	0	0	0	110,000
Expenditure Totals:	600,000	74,488	525,512	800,000	1,400,000	1,325,512	200,000	200,000	200,000	200,000	2,200,000

Fund Balance Required	Budget+Prop. Inc./Dec.	Available+Prop. Inc./Dec.
Water Fund - CIP Projects-4180	1,400,000	1,325,512



City of Modesto

Project #: 100799

PW - Nitrate Analyzer Installation



PW - Nitrate Analyzer Installation

100799

Capital Un-sponsored

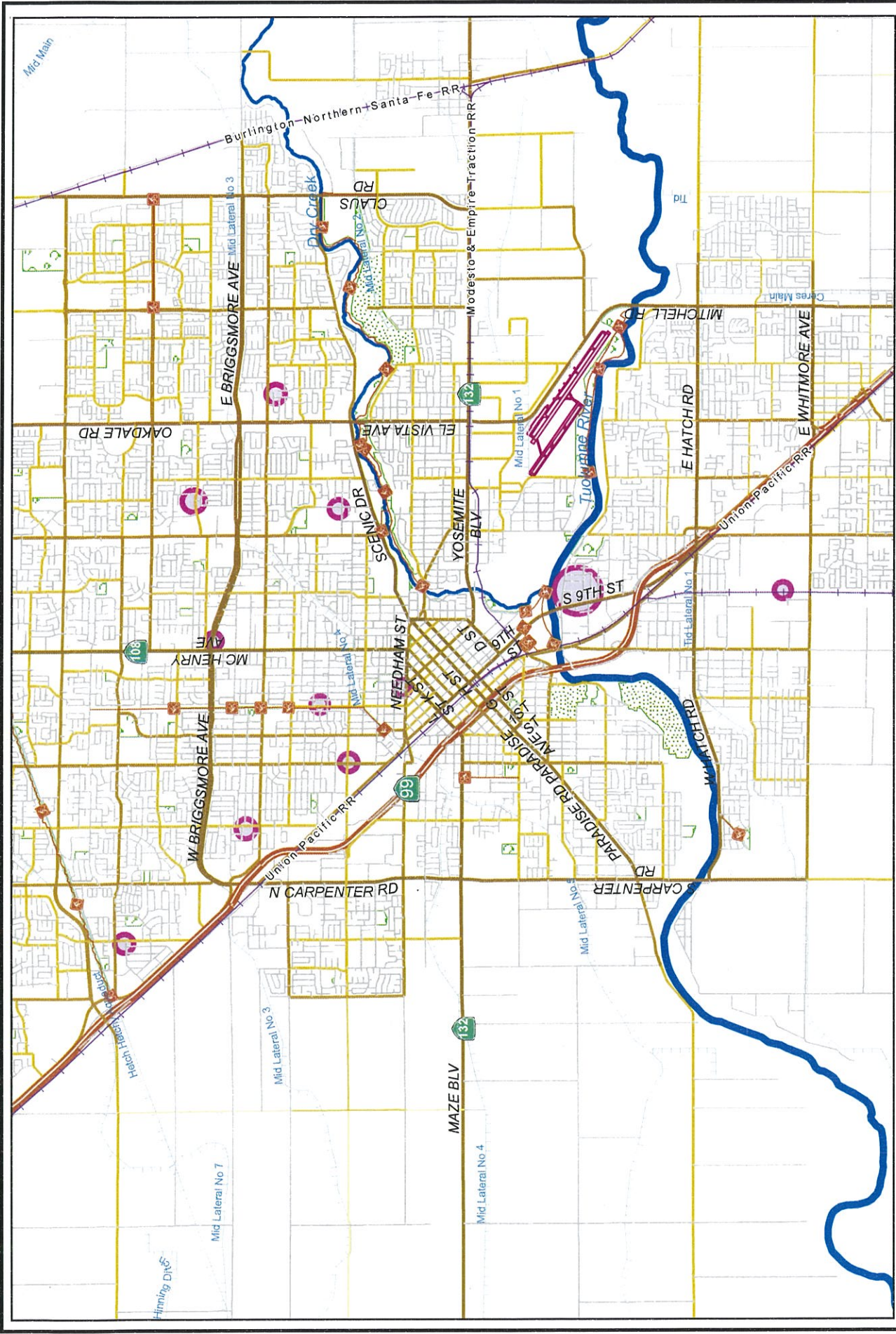
Cost Center: 59999 **Category:** Water **Start Date:** 2010
Hosting Fund: Water Fund - CIP Projects-4180 **Type Class:** Water **End Date:** Ongoing
Element Listing: Comm Svcs & Fac **Area:** Within City **Status:** Active
Classification: Replacement **Manager:** Savidge, David L **Const. Code:** Under Construction

Proj Desc: This project is to furnish and install Nitrate Analyzer equipment at various tank/well sites to detect nitrate levels.

Proj Stat: Analyzers are installed as needed throughout the water system.

Expenditures	Budget	Actual+Commit	Available	Prop. Inc./Dec. for 17-18	Budget+Prop. Inc./Dec.	Avail +Prop. Inc./Dec.	18-19	19-20	20-21	21-22	Total Budgeted up to 2022
CCF City Construct Force	300,000	125,927	174,073	100,000	400,000	274,073	100,000	100,000	100,000	100,000	800,000
Expenditure Totals:	300,000	125,927	174,073	100,000	400,000	274,073	100,000	100,000	100,000	100,000	800,000

Fund Balance Required	Budget+Prop. Inc./Dec.	Available+Prop. Inc./Dec.
Water Fund - CIP Projects-4180	400,000	274,073



City of Modesto

Project #: 100800

PW - Well Rehabilitation



PW - Well Rehabilitation

100800

Capital Un-sponsored

Cost Center: 59999 **Category:** Water **Start Date:** 2010
Hosting Fund: Water Fund - CIP Projects-4180 **Type Class:** Water **End Date:** Ongoing
Element Listing: Comm Svcs & Fac **Area:** Within City **Status:** Active
Classification: Replacement **Manager:** Savidge, David L **Const. Code:** Under Construction

Proj Desc: This project is for rehabilitation of water wells throughout the City's water system. Well rehabilitation includes video taping the wells to determine condition, replacement of well casings, shafts, pumps, motors and electrical equipment.

Proj Stat: Wells are video-taped and the results determine the priority of wells in need of rehabilitation. Crews work with contractors to repair and rehabilitate wells and infrastructure.

Expenditures

	Budget	Actual+Commit	Available	Prop. Inc./Dec. for 17-18	Budget+Prop. Inc./Dec.	Avail.+Prop. Inc./Dec.	18-19	19-20	20-21	21-22	Total Budgeted up to 2022
CCF City Construct Force	2,700,000	1,597,543	1,102,457	1,250,000	3,950,000	2,352,457	1,200,000	1,200,000	1,200,000	1,200,000	8,750,000
EDA Eng/Design/Admin	50,000	17,275	32,725	0	50,000	32,725	50,000	50,000	50,000	50,000	250,000
Expenditure Totals:	2,750,000	1,614,818	1,135,182	1,250,000	4,000,000	2,385,182	1,250,000	1,250,000	1,250,000	1,250,000	9,000,000

Fund Balance Required

Water Fund - CIP Projects-4180

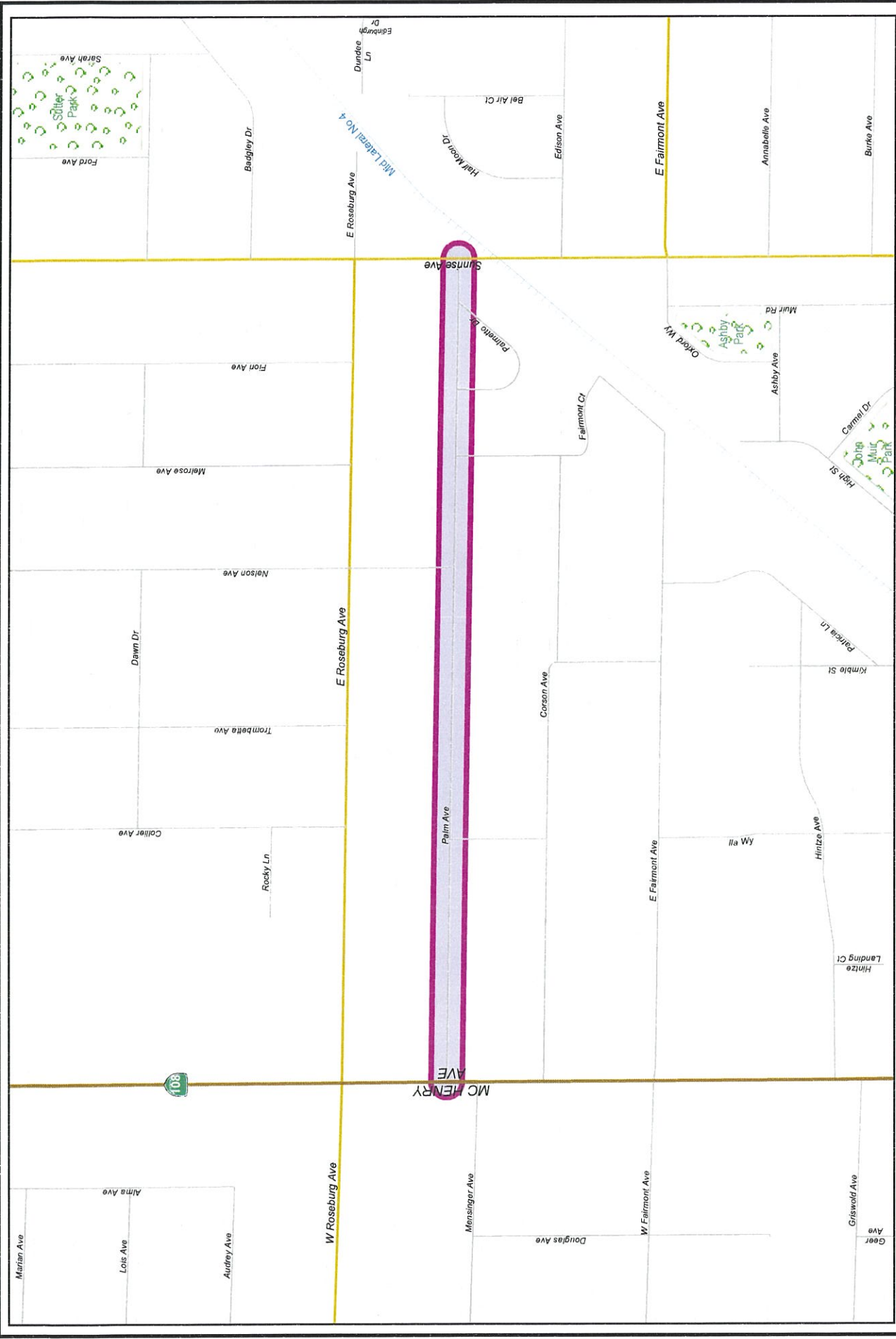
Budget+Prop. Inc./Dec. 4,000,000
 Available+Prop. Inc./Dec. 2,385,182



City of Modesto

Project #: 100803

PW - Palm Ave Water Main



Marian Ave
Lois Ave
Audrey Ave

W Roseburg Ave

Messenger Ave

Douglas Ave

W Fairmont Ave

Griswold Ave

Alma Ave



MC HENRY AVE

Collier Ave

Rocky Ln

Trombeta Ave

Dawn Dr

Nelson Ave

Merrose Ave

Front Ave

Sunrise Ave

Palmetto Dr

Fairmont Cr

Conson Ave

Palm Ave

E Fairmont Ave

El W

Hintze Ave

Hintze Landing Ct

Kimble St

Parola Ln

Hen St

Camel Dr

Ashby Ave

Muir Rd

Oxford Wy

Annabella Ave

E Fairmont Ave

Edison Ave

Bel Air Ct

Hartwood Dr

Edinburgh Dr

E Roseburg Ave

Mid Lateral No 4

Badgley Dr

Sarah Ave

Ford Ave

Spiller Park

Burke Ave

Geer Ave

PW - Palm Ave Water Main

100803

Capital Un-sponsored

Cost Center: 59999 **Category:** Water **Start Date:** 2017
Hosting Fund: Water Fund - CIP Projects-4180 **Type Class:** Water **End Date:** 2017
Element Listing: Comm Svcs & Fac **Area:** Within City **Status:** Active
Classification: Replacement **Manager:** Savidge, David L **Const. Code:** Under Construction

Proj Desc: Rehabilitation of water mains from Palm Avenue to E. Fairmont

Proj Stat: Project will be completed by Summer of 2017. Crews are replacing 5,320 feet of 8" and 100 feet of 6" main, with 127 services and 10 hydrants. At completion, the project will be closed.

Expenditures

	Budget	Actual+Commit	Available	Prop. Inc./Dec. for 17-18	Budget+Prop. Inc./Dec.	Avail.+Prop. Inc./Dec.	18-19	19-20	20-21	21-22	Total Budgeted up to 2022
CA Construction Admin	1,000	0	1,000	0	1,000	1,000	0	0	0	0	1,000
OCF City Construct Force	262,944	256,659	6,285	0	262,944	6,285	0	0	0	0	262,944
EDA Eng/Design/Admin	1,000	0	1,000	0	1,000	1,000	0	0	0	0	1,000
Expenditure Totals:	264,944	256,659	8,285	0	264,944	8,285	0	0	0	0	264,944

Fund Balance Required

Water Fund - CIP Projects-4180

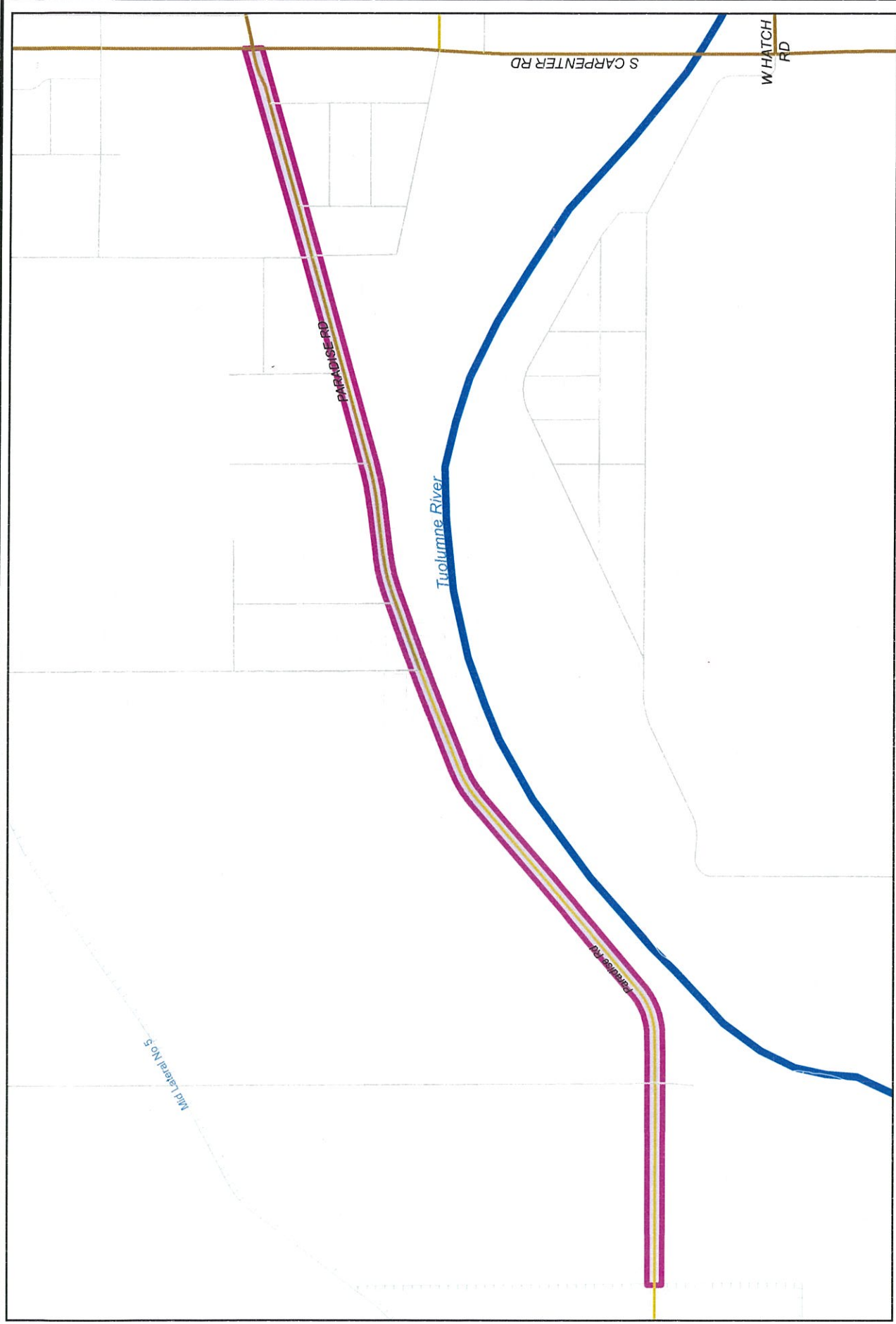
Budget+Prop. Inc./Dec.	Available+Prop. Inc./Dec.
264,944	8,285



City of Modesto

Project #: 100804

UPP - Paradise Water Main



Mill Lateral No. 5

PARADISE RD

Tuolumne River

S CARPENTER RD

WHATCH RD

PARADISE RD

UPP - Paradise Water Main

100804

Capital Un-sponsored

Cost Center: 59999 **Category:** Water **Start Date:** 2014
Hosting Fund: Water Fund - CIP Projects-4180 **Type Class:** Water **End Date:** 2019
Element Listing: Comm Svcs & Fac **Area:** Within City **Status:** Active
Classification: Replacement **Manager:** Bryant, Tamorah **Const. Code:** Not Awarded

Proj Desc: Existing water lines in the Paradise/Ohio/Grimes Area are approximately 60-year old steel mains that are small in diameter and need to be replaced in accordance with industry standard practice. This project is to provide funding to install new 8" and 12" water lines with individual residential services and additional fire hydrants. Improvements will be made to Grimes Ave. north of Paradise, Ohio Ave. north of Paradise to MID canal, Michel Ave., Mosher Ave. and Paradise (Pauline Ave. to Ohio Ave.). In March 2016, per Water Operations request, scope of work was expanded to include Beverly Drive, Lynn Avenue, Wolf Drive, Swalls Lane, and alleys between Stockton Avenue, Giahos Avenue and Carpenter Road.

Proj Stat: Construction anticipated in FY 17/18.

Expenditures

	Budget	Actual+Commit	Available	Prop. Inc./Dec. for 17-18	Budget+Prop. Inc./Dec.	Avail.+Prop. Inc./Dec.	18-19	19-20	20-21	21-22	Total Budgeted up to 2022
CA Construction Admin	314,000	6	313,994	0	314,000	313,994	0	0	0	0	314,000
CCF City Construct Force	57,614	0	57,614	0	57,614	57,614	0	0	0	0	57,614
CON Construction	3,900,000	0	3,900,000	0	3,900,000	3,900,000	0	0	0	0	3,900,000
CTGY-EV Contingency - CIP	390,000	0	390,000	0	390,000	390,000	0	0	0	0	390,000
EDA Eng/Design/Admin	241,000	140,652	100,348	0	241,000	100,348	0	0	0	0	241,000
LA Land Acquisition	25,000	4,000	21,000	0	25,000	21,000	0	0	0	0	25,000
Expenditure Totals:	4,927,614	144,659	4,782,955	0	4,927,614	4,782,955	0	0	0	0	4,927,614

Fund Balance Required

Water Fund - CIP Projects-4180

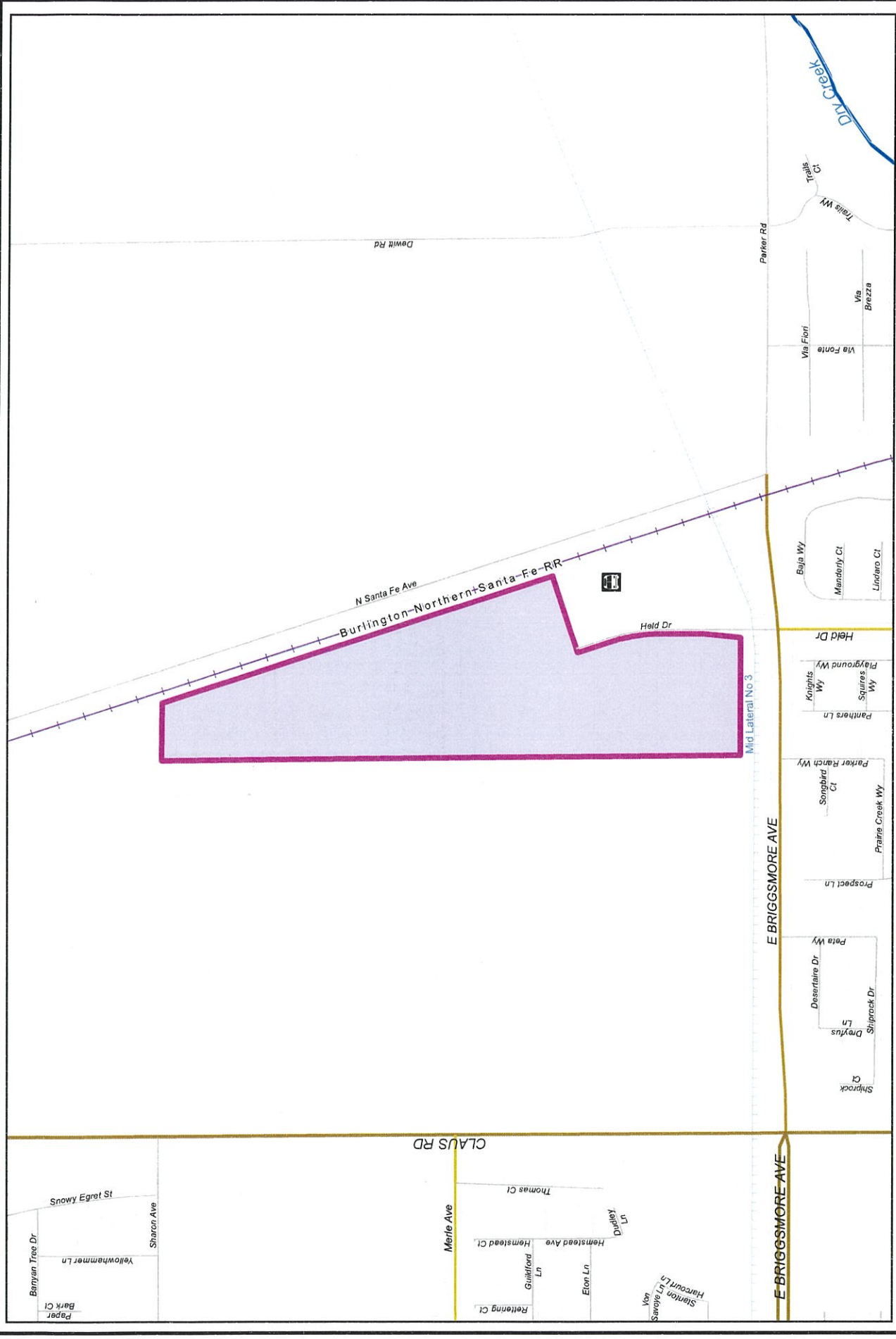
Budget+Prop. Inc./Dec. 4,927,614
 Available+Prop. Inc./Dec. 4,782,955



City of Modesto

Project #: 100812

UPP - Water Corp Yard



UPP - Water Corp Yard

100812

Capital Un-sponsored

Cost Center: 59999 **Category:** Water **Start Date:** 2014
Hosting Fund: Water Fund - CIP Projects-4180 **Type Class:** Water **End Date:** 2019
Element Listing: Comm Svcs & Fac **Area:** Within City **Status:** Active
Classification: Improvements **Manager:** Bryant, Tamorah **Const. Code:** Not Awarded

Proj Desc: This project will develop and construct a new Water Corporation Yard for the Water Services Division utilizing the Design-Build (DB) procurement method. The initial phase of the project involved the purchase of land for the Corporation Yard. The next phase will require the services of a DB owner-advisor who will prepare scoping documents and preliminary site layouts, navigating the design-build process by preparing requests for qualifications, requests for proposals and assisting with the selection of the DB team. The DB team will ultimately design and construct the new Water Corporation Yard.

Proj Stat: Land acquired in FY 15/16 for the Water Services Division Corporation Yard site. Scoping, site planning and preliminary design to be complete by May 2017, with final design to be complete and construction to begin in FY 17/18.

Revenues	Budget	Actuals+Commit	Available	Prop. Inc./Dec. for 17-18	Bud + Prop. Incr/Decr	Avail.+ Prop. Incr/Decr	18-19	19-20	20-21	21-22	Total Budgeted up to 2022
47020 Refunds, Damages, and Cost Recovery	0	81	-81	0	0	-81	0	0	0	0	0
Revenue Totals:	0	81	-81	0	0	-81	0	0	0	0	0

Expenditures	Budget	Actual+Commit	Available	Prop. Inc./Dec. for 17-18	Budget+Prop. Incr/Dec.	Avail.+Prop. Incr/Dec.	18-19	19-20	20-21	21-22	Total Budgeted up to 2022
CA Construction Admin	0	0	0	0	0	0	0	0	0	0	0
CCF City Constr Forces	400,000	90,445	309,555	280,000	600,000	600,000	0	0	0	0	600,000
CON Construction	26,000	0	26,000	10,300,000	10,326,000	10,326,000	0	0	0	0	10,326,000
CTGY Consingency - CIP	0	0	0	600,000	600,000	600,000	0	0	0	0	600,000
EDA Eng/Design/Admin	1,042,000	122,538	919,462	384,000	1,426,000	1,303,462	0	0	0	0	1,426,000
LA Land Acquisition	2,182,000	2,181,108	892	0	2,182,000	892	0	0	0	0	2,182,000
Expenditure Totals:	3,650,000	2,394,091	1,255,909	12,164,000	15,814,000	13,419,909	0	0	0	0	15,814,000

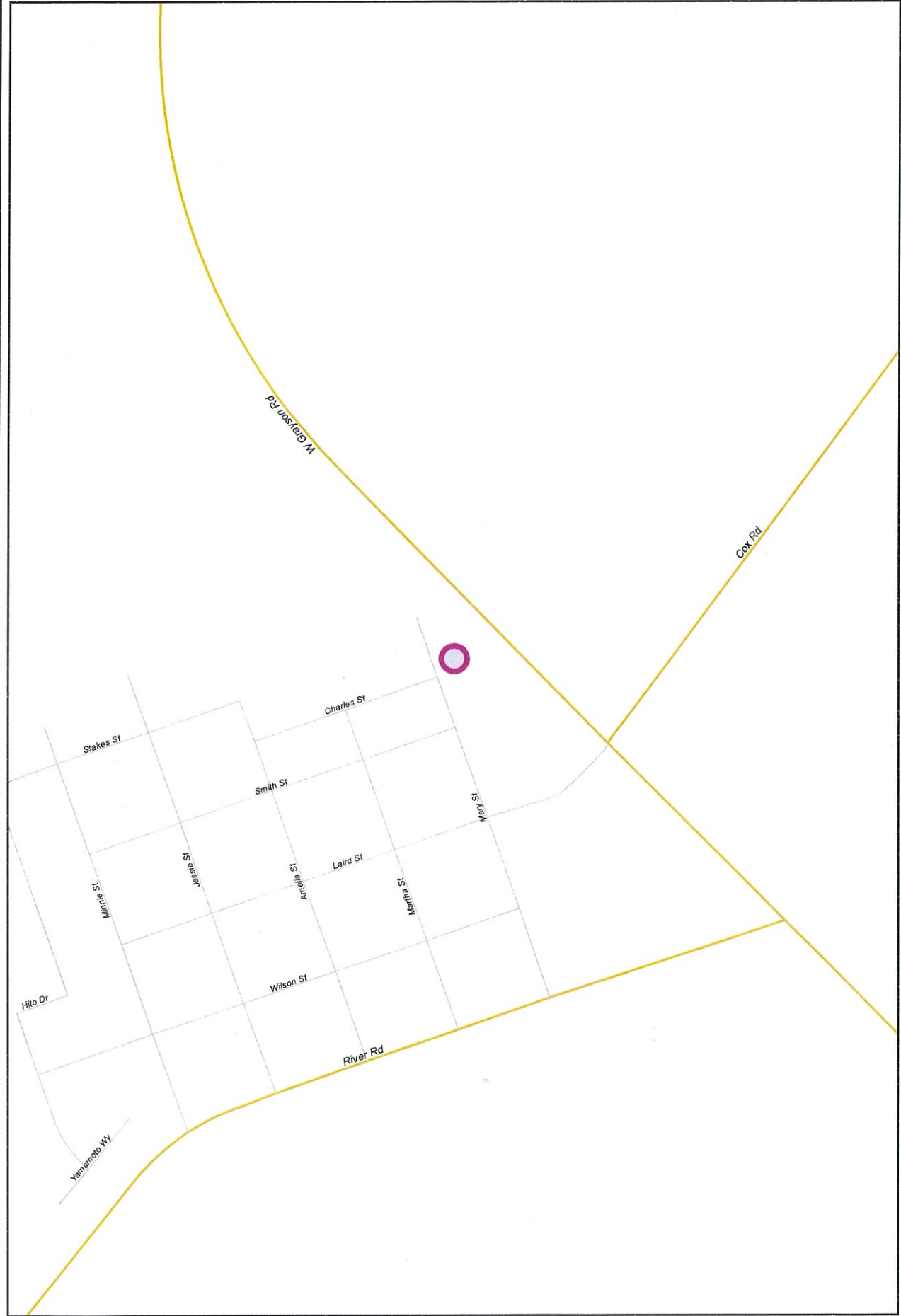
Fund Balance Required	Budget+Prop. Inc./Dec.	Available+Prop. Inc./Dec.
Water Fund - CIP Projects-4180	15,814,000	13,419,990



City of Modesto

Project #: 100835

UPP - Wellhead Treatment at Well 274 - Nitrate Treatment



UPP - Wellhead Treatment at Well 274 - Nitrate Treatment

100835

Capital Un-sponsored

Cost Center: 49999 **Category:** Water **Start Date:** 2015
Hosting Fund: Water Fund - CIP Projects-4180 **Type Class:** Water **End Date:** 2018
Element Listing: Comm Svcs & Fac **Area:** System Wide **Status:** Active
Classification: Maintenance **Manager:** Bryant, Tamorah **Const. Code:** Not Awarded

Proj Desc: This project will provide for the rehabilitation of Well 274 by evaluating treatment and non treatment alternatives including well replacement to address nitrate concentrations in the well. Well 274 was constructed in 1967 by cable tool method to a total depth of 168 ft bgs for production of 220 gpm. Well construction may not provide the annular seal required by current well construction standards. Well 274 is currently active, serving the Grayson community. Recent nitrate concentrations have been reported to the State of California Water Resources Board, and timely action must be taken to keep the well in service.

Feasibility study indicated well replacement, additional land adjacent to existing well site has been acquired from Stanislaus County for replacement well. Preliminary geophysical investigation and well construction anticipated FY 15/16; well construction complete in 2017.

Proj Stat: Well design and construction anticipated FY 16/17. Well construction complete spring FY 17/18.

Expenditures	Budget	Actual+Commit	Available	Prop. Inc./Dec. for 17-18	Budget+Prop. Inc./Dec.	Avail.+Prop. Inc./Dec.	18-19	19-20	20-21	21-22	Total Budgeted up to 2022
CA Construction Admin	60,000	0	60,000	120,000	180,000	180,000	0	0	0	0	180,000
CCF City Construct Force	25,000	0	25,000	0	25,000	25,000	0	0	0	0	25,000
CON Construction	388,000	0	388,000	1,412,000	1,800,000	1,800,000	0	0	0	0	1,800,000
CTGY-CIP Contingency - CIP	75,000	0	75,000	105,000	180,000	180,000	0	0	0	0	180,000
EDA Eng/Design/Admin	492,000	471,575	20,425	53,000	545,000	73,425	0	0	0	0	545,000
Expenditure Totals:	1,040,000	471,575	568,425	1,690,000	2,730,000	2,258,425	0	0	0	0	2,730,000

Fund Balance Required	Budget+Prop. Inc./Dec.	Available+Prop. Inc./Dec.
Water Fund - CIP Projects-4180	2,730,000	2,258,425



City of Modesto

Project #: 100846

UTI - Highway Village Strengthen & Replace Water Mains



UTL - Highway Village Strengthen & Replace Water Mains

100846

Capital Un-sponsored

Cost Center: 49999 **Category:** Water **Start Date:** 2016
Hosting Fund: Water Fund - CIP Projects-4180 **Type Class:** Water **End Date:** 2019
Element Listing: Comm Svcs & Fac **Area:** System Wide **Status:** Active
Classification: Replacement **Manager:** Bryant, Tamorah **Const. Code:** Not Awarded

Proj Desc: This project will provide funding to replace existing water mains within the Highway Village triangular area generally bounded by Conant on the East, Rumble on the North, and Sisk Road to the Southwest. Existing water mains in this area are old, undersized steel mains which are prone to leaking and low pressures. This project will replace the existing system with City standard water mains, valves and hydrants to improve system reliability, flows and pressures.

Proj Stat: Design to begin in FY 16/17. Construction to begin in FY 17-18.

Expenditures	Budget	Actual+Commit	Available	Prop. Inc./Dec. for 17-18	Budget+Prop. Inc./Dec.	Avail.+Prop. Inc./Dec.	18-19	19-20	20-21	21-22	Total Budgeted up to 2022
CA Construction Admin	0	0	0	300,000	300,000	300,000	0	0	0	0	300,000
CCF City Construct Force	5,000	0	5,000	40,000	45,000	45,000	0	0	0	0	45,000
CON Construction	20,000	0	20,000	3,020,000	3,020,000	3,020,000	0	0	0	0	3,020,000
CTGY Constingency - CIP	0	0	0	300,000	300,000	300,000	0	0	0	0	300,000
EDA Eng/Design/Admin	200,000	19,659	180,341	100,000	300,000	280,341	0	0	0	0	300,000
Expenditure Totals:	225,000	19,659	205,341	3,740,000	3,965,000	3,945,341	0	0	0	0	3,965,000

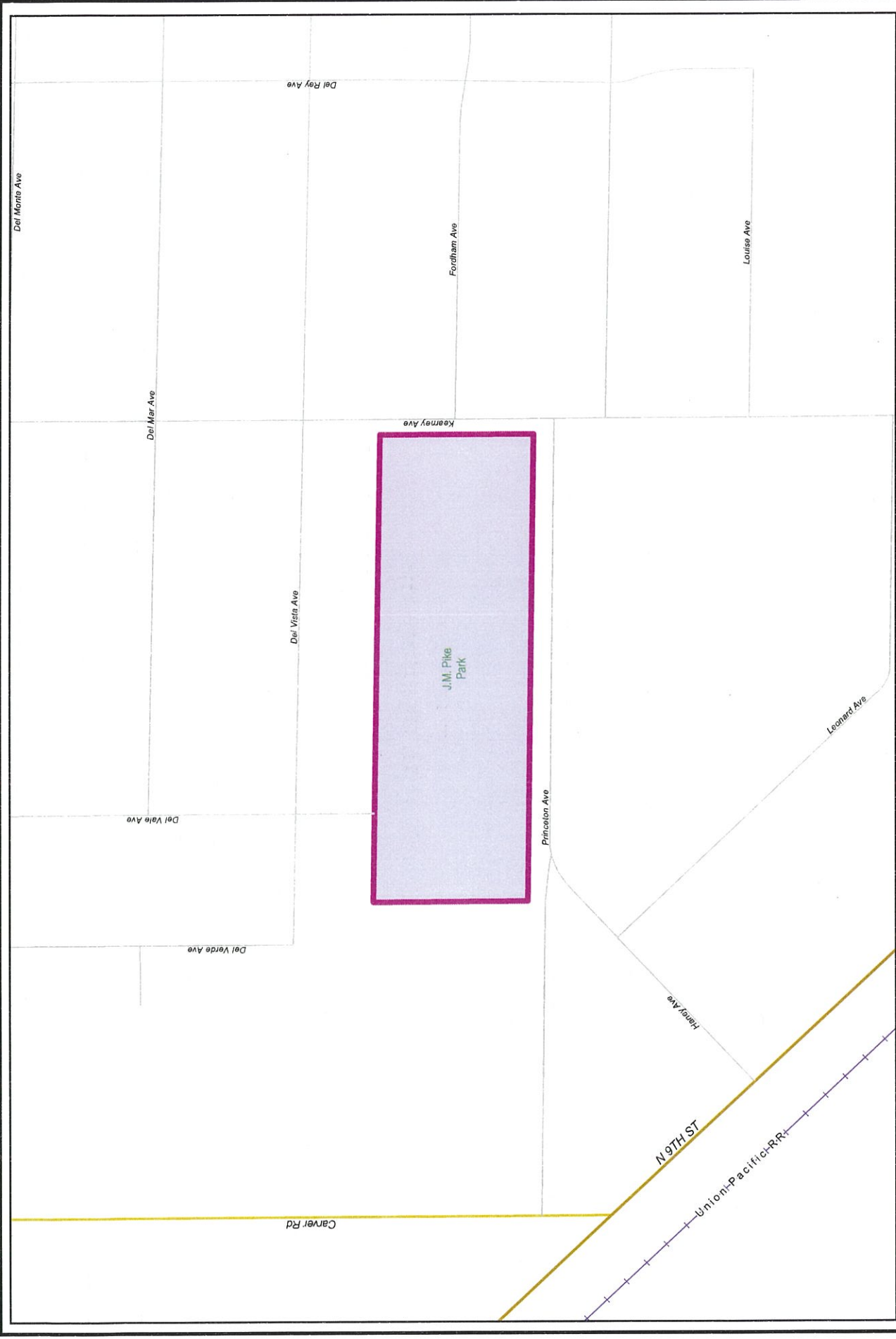
Fund Balance Required	Budget+Prop. Inc./Dec.	Available+Prop. Inc./Dec.
Water Fund - CIP Projects-4180	3,965,000	3,945,341



City of Modesto

Project #: 100851

UTL - Pike Park Neighborhood Strengthen & Replace Water Mains



UTL - Pike Park Neighborhood Strengthen & Replace Water Mains

100851

Capital Un-sponsored

Cost Center: 49999 **Category:** Water **Start Date:** 2016
Hosting Fund: Water Fund - CIP Projects-4180 **Type Class:** Water **End Date:** 2021
Element Listing: Comm Svcs & Fac **Area:** System Wide **Status:** Active
Classification: Replacement **Manager:** Bryant, Tamorah **Const. Code:** Not Awarded

Proj Desc: This project will provide funding to replace existing water mains within the Pike Park Neighborhood area generally bounded by Tully on the East, Roseburg on the North, Carver on the West, and Coldwell on the South. Existing water mains in this area are old, undersized steel mains which are prone to leaking and low pressures. This project will replace the existing system with City standard water mains, valves and hydrants to improve system reliability, flows and pressures.

Proj Stat: Project deferred due to recent meter replacement.

Expenditures	Budget	Actual+Commit	Available	Prop. Inc./Dec. for 17-18	Budget+Prop. Inc./Dec.	Avail.+Prop. Inc./Dec.	18-19	19-20	20-21	21-22	Total Budgeted up to 2022	
CA Construction Admin	0	0	0	0	0	0	0	470,000	0	0	0	470,000
CCF City Constr Forces	0	0	0	0	0	0	0	80,000	0	0	0	80,000
CON Construction	0	0	0	0	0	0	0	4,700,000	0	0	0	4,700,000
CTGY Consingency - CIP	0	0	0	0	0	0	0	479,000	0	0	0	479,000
EDA Eng/Design/Admin	15,000	10,741	4,259	0	15,000	4,259	200,000	0	0	0	0	215,000
Expenditure Totals:	15,000	10,741	4,259	0	15,000	4,259	200,000	5,729,000	0	0	0	5,944,000

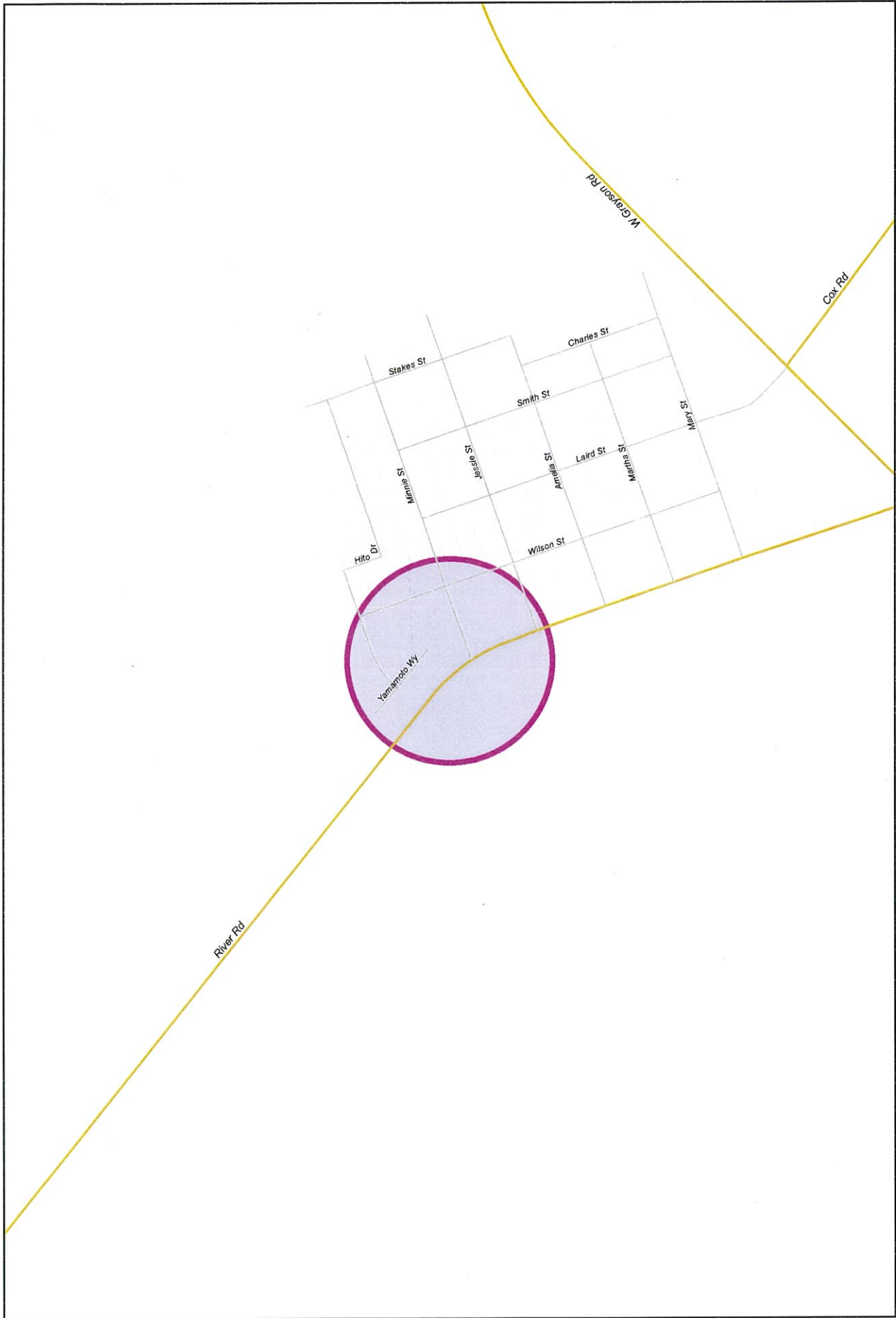
Fund Balance Required	Budget+Prop. Inc./Dec.	Available+Prop. Inc./Dec.
Water Fund - CIP Projects-4180	15,000	4,259



City of Modesto

Project #: 100852

UTL - Interior Recoat - Tank 9



UTL - Interior Recoat - Tank 9

100852

Capital Un-sponsored

Cost Center: 49999
Category: Water
Hosting Fund: Water Fund - CIP Projects-4180
Type Class: Water
Element Listing: Comm Svcs & Fac
Area: System Wide
Classification: Maintenance
Manager: Bryant, Tamorah

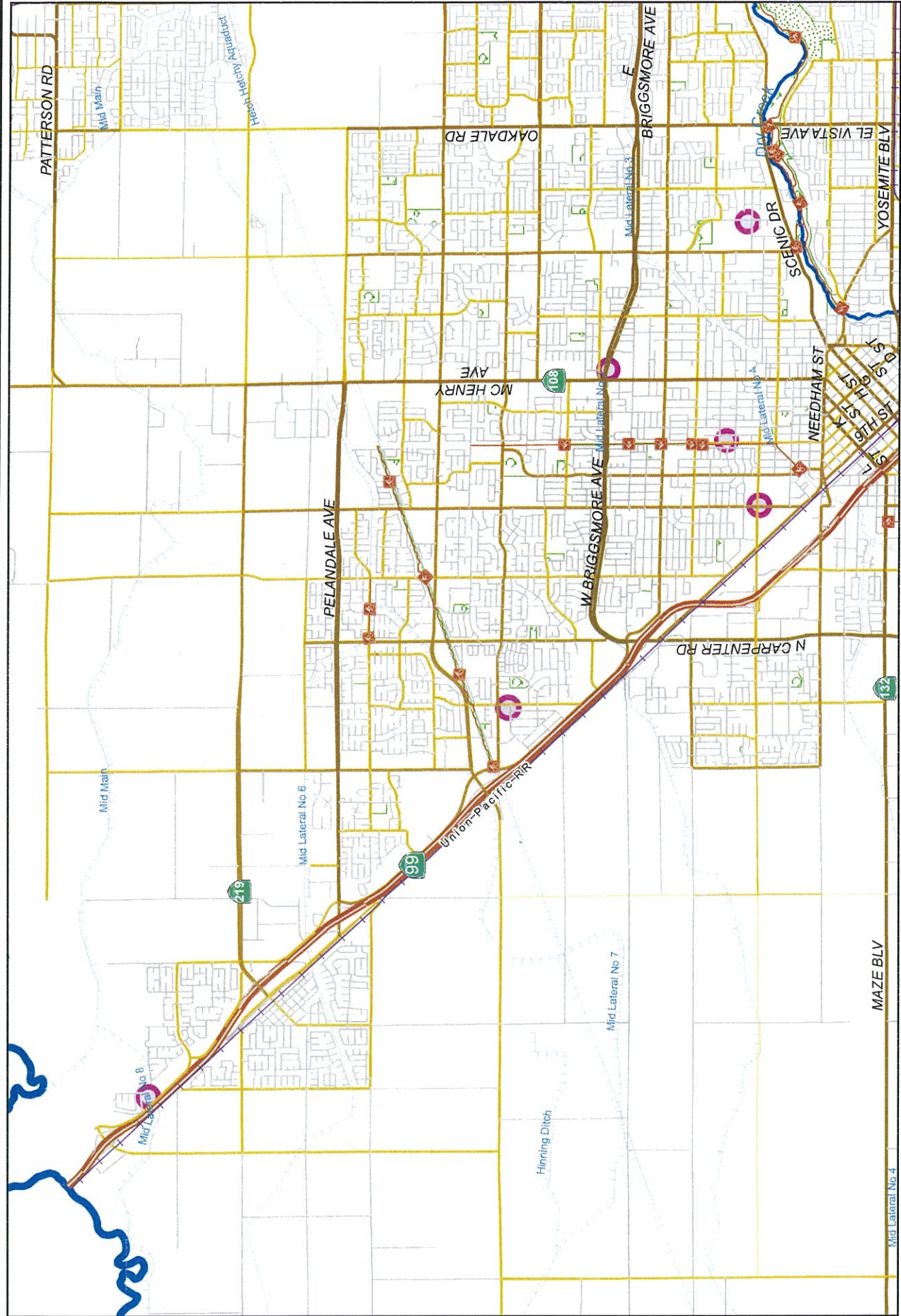
Start Date: 2016
End Date: 2017
Status: Active
Const. Code: Not Awarded

Proj Desc: This project will provide funding for removal and replacement of the existing interior coating (epoxy liner) of Tank 9 in order to prevent corrosion of the steel water tank walls. Should there be items that have been damaged due to corrosion, cathodic protection system replacement and other minor repairs may also be replaced.

Proj Stat: Grayson tank recoat is scheduled for design and construction FY 16/17. Project may require to be delayed due to Grayson Well's output and the ability to meet pressure demands with pump station being out of service.

Expenditures	Budget	Actual+Commit	Available	Prop. Inc./Dec. for 17-18	Budget+Prop. Inc./Dec.	Avail.+Prop. Inc./Dec.	18-19	19-20	20-21	21-22	Total Budgeted up to 2022
CA Construction Admin	26,000	0	26,000	0	26,000	26,000	20,000	0	0	0	46,000
CCF City Construct Force	10,000	0	10,000	0	10,000	10,000	0	0	0	0	10,000
CON Construction	300,000	0	300,000	0	300,000	300,000	200,000	0	0	0	500,000
CTGY-CIP Contingency - CIP	30,000	0	30,000	0	30,000	30,000	20,000	0	0	0	50,000
EDA Eng/Design/Admin	77,000	56	76,944	0	77,000	76,944	0	0	0	0	77,000
Expenditure Totals:	443,000	56	442,944	0	443,000	442,944	240,000	0	0	0	683,000

Fund Balance Required		Budget+Prop. Inc./Dec.	Available+Prop. Inc./Dec.
Water Fund - CIP Projects-4180		443,000	442,944



City of Modesto

Project #: 100853

UTI - Replacement Wells 226 & 229



UTL- Replacement Wells 226 & 229

100853

Capital Un-sponsored

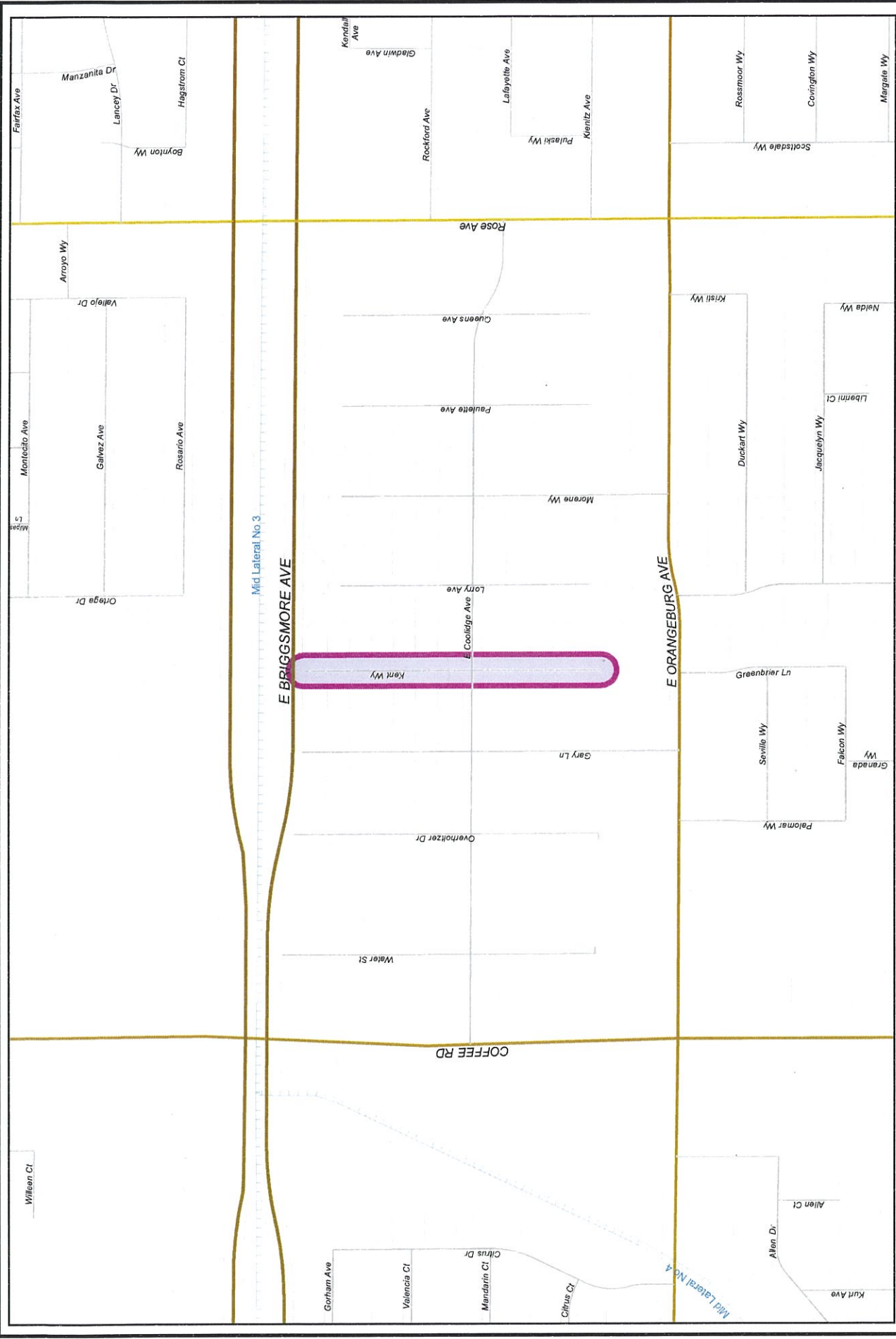
Cost Center: 49999 **Category:** Water **Start Date:** 2016
Hosting Fund: Water Fund - CIP Projects-4180 **Type Class:** Water **End Date:** 2018
Element Listing: Comm Svcs & Fac **Area:** System Wide **Status:** Active
Classification: Maintenance **Manager:** Bryant, Tamorah **Const. Code:** Not Awarded

Proj Desc: This project will provide funding for engineering design, subsurface investigation, and consultant hydro-geologist work where required, to drill new Wells at existing Well sites 226 & 229. This project is intended to limit the amount of treatment and restore these Wells to their optimum capacity. This project will design and construct the below ground replacement Wells only. Above ground pumps, piping, and electrical work are to be funded by another CIP.

Proj Stat: Drought/Non-potable use potential of wells has delayed destruction and replacement of various wells. Design will begin in spring 2017, with construction anticipated fall 2017.

Expenditures	Budget	Actual+Commit	Available	Prop. Inc./Dec. for 17-18	Budget+Prop. Inc./Dec.	Avail.+Prop. Inc./Dec.	18-19	19-20	20-21	21-22	Total Budgeted up to 2022
CA Construction Admin	240,000	0	240,000	120,000	360,000	360,000	0	0	0	0	360,000
CC Consultant Charges	0	0	0	0	0	0	0	0	0	0	0
CCF City Construct Force	35,000	0	35,000	0	35,000	35,000	0	0	0	0	35,000
CON Construction	2,200,000	0	2,200,000	1,200,000	3,400,000	3,400,000	0	0	0	0	3,400,000
CTGY-CIP Contingency - CIP	240,000	0	240,000	120,000	360,000	360,000	0	0	0	0	360,000
EDA Eng/Design/Admin	615,000	9,994	605,006	0	615,000	605,006	0	0	0	0	615,000
ENV CIP - Environmental	25,000	0	25,000	0	25,000	25,000	0	0	0	0	25,000
Expenditure Totals:	3,355,000	9,994	3,345,006	1,440,000	4,795,000	4,785,006	0	0	0	0	4,795,000

Fund Balance Required	Budget+Prop. Inc./Dec.	Available+Prop. Inc./Dec.
Water Fund - CIP Projects-4180	4,795,000	4,785,006



City of Modesto

Project #: 100855

UTL - Kent Way Water Main



UTL - Kent Way Water Main

100855

Capital Un-sponsored

Cost Center: 49999
 Hosting Fund: Water Fund - CIP Projects-4180
 Element Listing: Comm Svcs & Fac
 Classification: Replacement

Category: Water
 Type Class: Water
 Area: Within City
 Manager: Savidge, David L

Start Date: 2017
 End Date: 2017
 Status: New
 Const. Code: New or Future

Proj Desc: Rehabilitation of water mains in the Kent Way neighborhood – W Lorry Ave to Paulette and S Orangeburg to E Briggsmore: Replace 3,950 feet of water main, 83 services and 8 hydrants.

Proj Stat: This project will be completed in Fall of 2016.

Expenditures	Budget	Actual+Commit	Available	Prop. Inc./Dec. for 17-18	Budget+Prop. Inc./Dec.	Avail.+Prop. Inc./Dec.	18-19	19-20	20-21	21-22	Total Budgeted up to 2022
CA Construction Admin	2,000	0	2,000	0	2,000	2,000	0	0	0	0	2,000
CCF City Construct Force	362,105	202,171	159,934	0	362,105	159,934	0	0	0	0	362,105
EDA Eng/Design/Admin	2,000	0	2,000	0	2,000	2,000	0	0	0	0	2,000
Expenditure Totals:	366,105	202,171	163,934	0	366,105	163,934	0	0	0	0	366,105

Fund Balance Required	Budget+Prop. Inc./Dec.	Avail.+Prop. Inc./Dec.
Water Fund - CIP Projects-4180	366,105	163,934

UTL - Melrose Avenue Water Main

100856

Capital Un-sponsored

Cost Center: 49999 **Category:** Water **Start Date:** 2017
Hosting Fund: Water Fund - CIP Projects-4180 **Type Class:** Water **End Date:** 2017
Element Listing: Comm Svcs & Fac **Area:** Within City **Status:** New
Classification: Replacement **Manager:** Savidge, David L **Const. Code:** New or Future

Proj Desc: Rehabilitation of water mains in Melrose Avenue neighborhood – W Collier Ave to Nelson and S Roseburg to Orangeburg: Replace 4,850 feet of water main, 100 services and 5 hydrants.

Proj Stat: This project will be completed in winter! 2017.

Expenditures	Budget	Actual+Commit	Available	Prop. Inc./Dec. for 17-18	Budget+Prop. Inc./Dec.	Avail.+Prop. Inc./Dec.	18-19	19-20	20-21	21-22	Total Budgeted up to 2022
CA Construction Admin	2,000	0	2,000	0	2,000	2,000	0	0	0	0	2,000
CCF City Construct Force	413,305	0	413,305	0	413,305	413,305	0	0	0	0	413,305
EDA Eng/Design/Admin	2,000	0	2,000	0	2,000	2,000	0	0	0	0	2,000
Expenditure Totals:	417,305	0	417,305	0	417,305	417,305	0	0	0	0	417,305

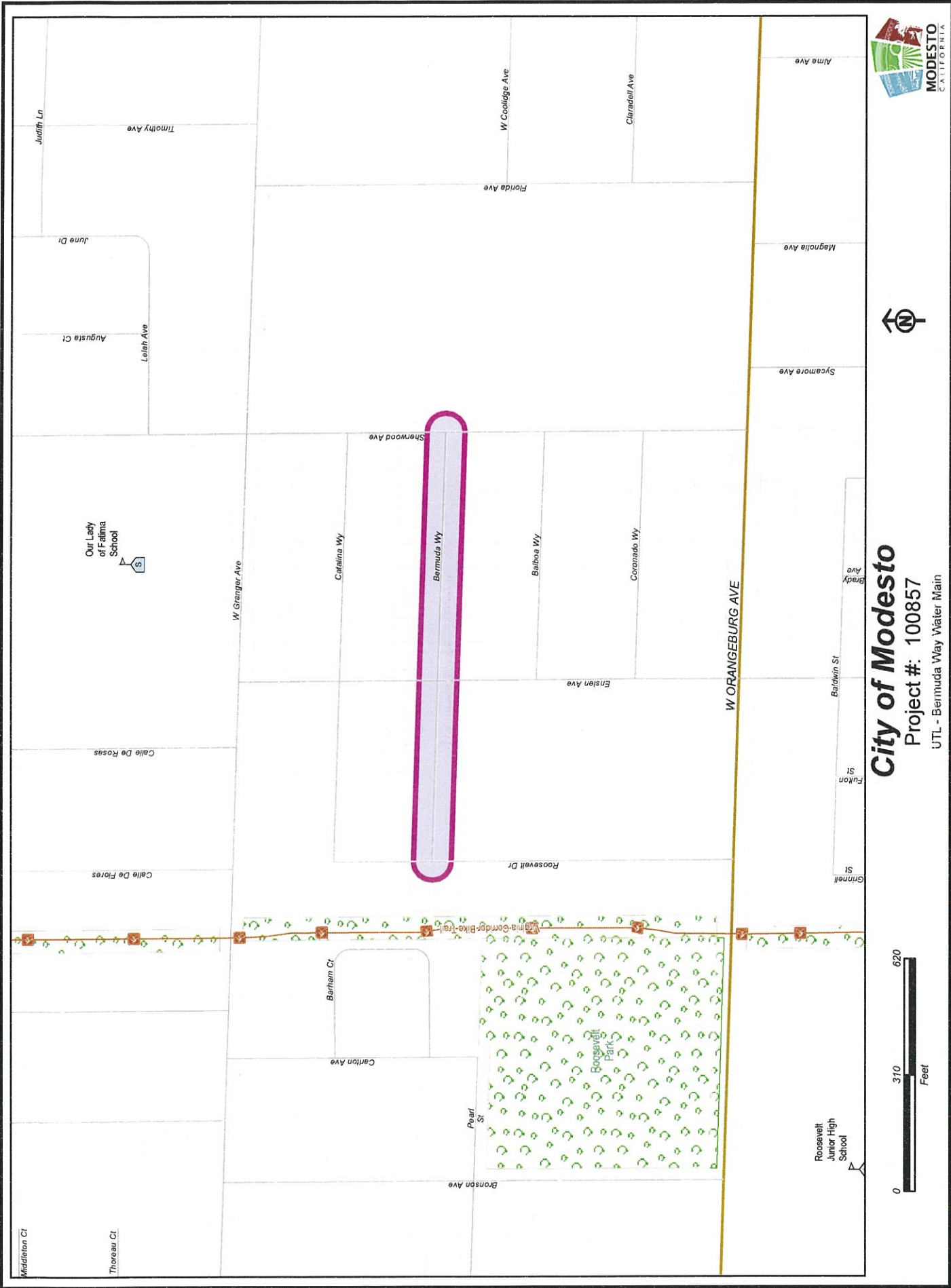
Fund Balance Required	Budget+Prop. Inc./Dec.	Available+Prop. Inc./Dec.
Water Fund - CIP Projects-4180	417,305	417,305



City of Modesto

Project #: 100857

UTL - Bermuda Way Water Main



Middletown Ct

Thoreau Ct

Roosevelt Junior High School

Our Lady of Fatima School

W ORANGEBURG AVE

Bronson Ave

Pearl St

Carlton Ave

Barham Ct

Calle De Flores

Calle De Rosas

Ensten Ave

Shenwood Ave

Catalina Wy

Balboa Wy

Coronado Wy

W Grenger Ave

Ginnell St

Fulton St

Baldwin St

Grady Ave

Sycamore Ave

Magnolia Ave

Alma Ave

Clarendell Ave

W Coolidge Ave

Florida Ave

Timothy Ave

Judith Ln

Augusta Ct

Lelah Ave

June Dr

UTL - Bermuda Way Water Main

100857

Capital Un-sponsored

Cost Center: 49999 **Category:** Water **Start Date:** 2017
Hosting Fund: Water Fund - CIP Projects-4180 **Type Class:** Water **End Date:** 2018
Element Listing: Comm Svcs & Fac **Area:** Within City **Status:** Active
Classification: Replacement **Manager:** Bryant, Tamorah **Const. Code:** Not Awarded
Proj Desc: Rehabilitation of water mains in the Bermuda Way neighborhood - W Roosevelt Dr to Sherwood Dr, Grainger to Bermuda: Replace 4,840 feet of water main, 77 services and 6 hydrants.
Proj Stat: Project to be completed winter/ FY 17-18.

Expenditures	Budget	Actual+Commit	Available	Prop. Inc./Dec. for 17-18	Budget+Prop. Inc./Dec.	Avail.+Prop. Inc./Dec.	18-19	19-20	20-21	21-22	Total Budgeted up to 2022
CA Construction Admin	2,000	0	2,000	100,000	102,000	102,000	0	0	0	0	102,000
CCF City Construct Force	311,120	0	311,120	-300,000	11,120	11,120	0	0	0	0	11,120
CON Construction	0	0	0	1,000,000	1,000,000	1,000,000	0	0	0	0	1,000,000
CTGY Constingency - CIP	0	0	0	100,000	100,000	100,000	0	0	0	0	100,000
EDA Eng/Design/Admin	18,000	24	17,976	70,000	88,000	87,976	0	0	0	0	88,000
Expenditure Totals:	331,120	24	331,096	970,000	1,301,120	1,301,096	0	0	0	0	1,301,120

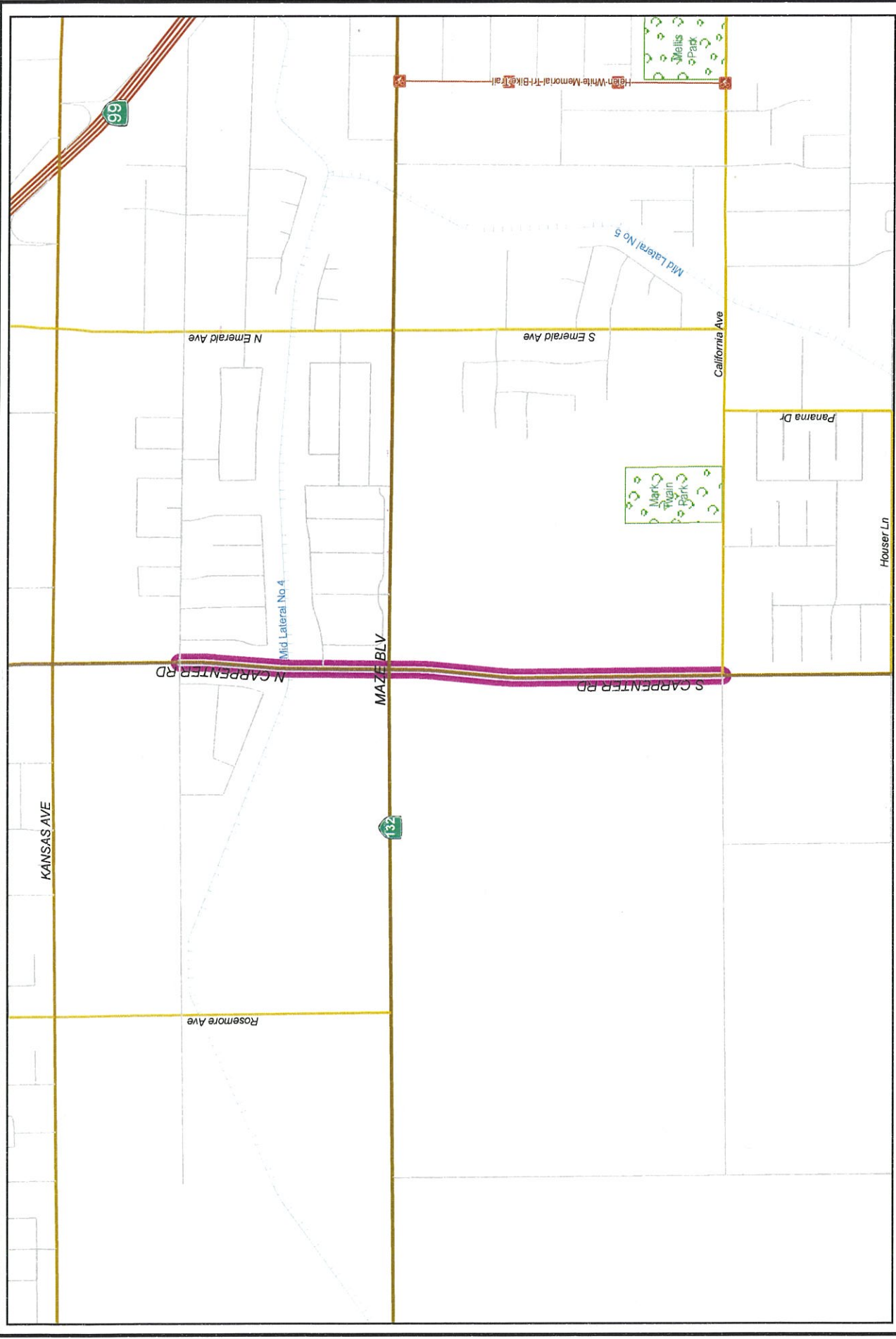
Fund Balance Required	Budget+Prop. Inc./Dec.	Available+Prop. Inc./Dec.
Water Fund - CIP Projects-4180	1,301,120	1,301,096



City of Modesto

Project #: 100923

UTL - SR 132 Relocation - Water Mains



99

132

Ben White Memorial Trail

Mark Regan Park

Meliss Park

KANSAS AVE

Rosemore Ave

N Emerald Ave

S Emerald Ave

Mid Lateral No 4

Mid Lateral No 5

N CARPENTER RD

S CARPENTER RD

MAZE BLV

California Ave

Panama Dr

Houser Ln

UTL - SR 132 Relocation - Water Mains

100923

Capital Un-sponsored

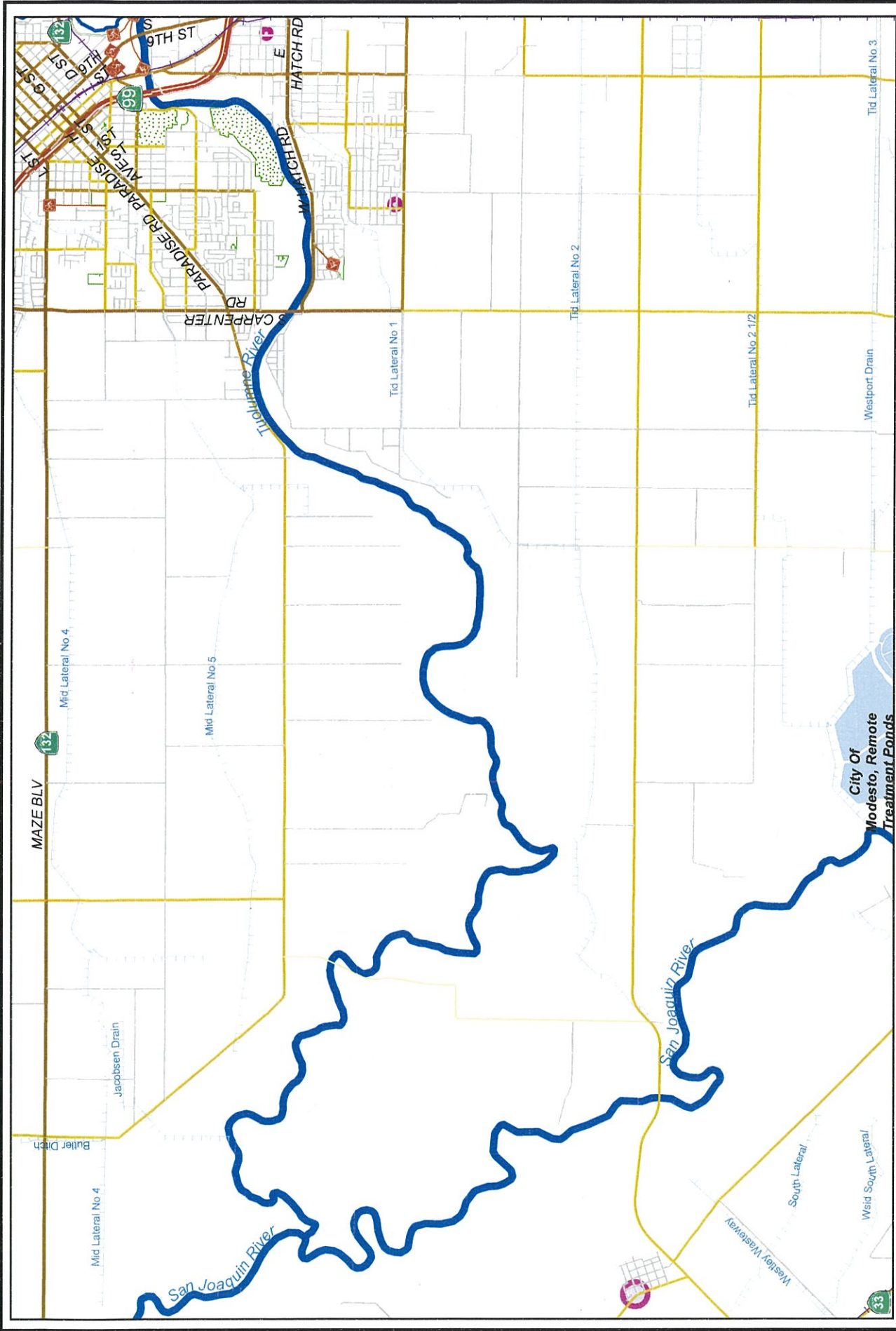
Cost Center: 49999 **Category:** Water **Start Date:** 2017
Hosting Fund: Water Fund - CIP Projects-4180 **Type Class:** Water **End Date:** 2020
Element Listing: Comm Svcs & Fac **Area:** System Wide **Status:** Active
Classification: Replacement **Manager:** Bryant, Tamorah **Const. Code:** Not Awarded

Proj Desc: This project will provide funding to replace and upsize an existing water main in Carpenter Road across proposed new SR132. The design will be developed and incorporated into the Community Economic Development project SR132 construction documents.

Proj Stat: Construction costs are not included at this time, as it is yet to be determined if the new water line will be installed in the bridge structure or below grade. Project schedule is currently not available.

Expenditures	Budget	Actual+Commit	Available	Prop. Inc./Dec. for 17-18	Budget+Prop. Inc./Dec.	Avail.+Prop. Inc./Dec.	18-19	19-20	20-21	21-22	Total Budgeted up to 2022
CA Construction Admin	0	0	0	0	0	0	20,000	0	0	0	20,000
CON Construction	0	0	0	0	0	0	300,000	0	0	0	300,000
CTGY Consingency - CIP	0	0	0	0	0	0	30,000	0	0	0	30,000
EDA Eng/Design/Admin	50,000	0	50,000	0	50,000	50,000	0	0	0	0	50,000
Expenditure Totals:	50,000	0	50,000	0	50,000	50,000	350,000	0	0	0	400,000

Fund Balance Required	Budget+Prop. Inc./Dec.	Available+Prop. Inc./Dec.
Water Fund - CIP Projects-4180	50,000	50,000



City of Modesto

Project #: 100924

UTL - Steel Water Storage Tanks Structural Repairs

UTL - Steel Water Storage Tanks Structural Repairs

100924

Capital Un-sponsored

Cost Center: 49999 Category: Water Start Date: 2017
 Hosting Fund: Water Fund - CIP Projects-4180 Type Class: Water End Date: 2020
 Element Listing: Comm Svcs & Fac Area: System Wide Status: Active
 Classification: Maintenance Manager: Bryant, Tamorah Const. Code: Not Awarded

Proj Desc: This project will provide structural repairs to Tanks 7, 8 and 9. The need for extensive structural repairs has been identified during the recoating of Tanks 7 and 8, and inspections of Tank 9. Repairs include (but are not limited to) additional plates required around openings installed after Tank construction, repairs/replacement of dollar plate and structural steel roof members. Portions of the tank roof may need to be removed for access (approx 5-feet in diameter), which will need to be replaced following repairs. All surfaces will require recoating.

Proj Stat: Request for Qualifications/Proposals in FY 16/17. Design anticipated summer FY 17/18.

Expenditures	Budget	Actual+Commit	Available	Prop. Inc./Dec. for 17-18	Budget+Prop. Inc./Dec.	Avail.+Prop. Inc./Dec.	18-19	19-20	20-21	21-22	Total Budgeted up to 2022
CA Construction Admin	35,000	0	35,000	21,000	56,000	56,000	0	0	0	0	56,000
CCF City Construct Force	30,000	0	30,000	0	30,000	30,000	0	0	0	0	30,000
CON Construction	350,000	0	350,000	210,000	560,000	560,000	900,000	0	0	0	1,460,000
CTGY-CIP Contingency - CIP	35,000	0	35,000	21,000	56,000	56,000	0	0	0	0	56,000
EDA Eng/Design/Admin	70,000	13,970	56,030	150,000	220,000	206,030	0	0	0	0	220,000
Expenditure Totals:	520,000	13,970	506,030	402,000	922,000	908,030	900,000	0	0	0	1,822,000

Fund Balance Required	Budget+Prop. Inc./Dec.	Available+Prop. Inc./Dec.
Water Fund - CIP Projects-4180	922,000	908,030

UTL - 7th Street Bridge Water Main

100933

Capital Un-sponsored

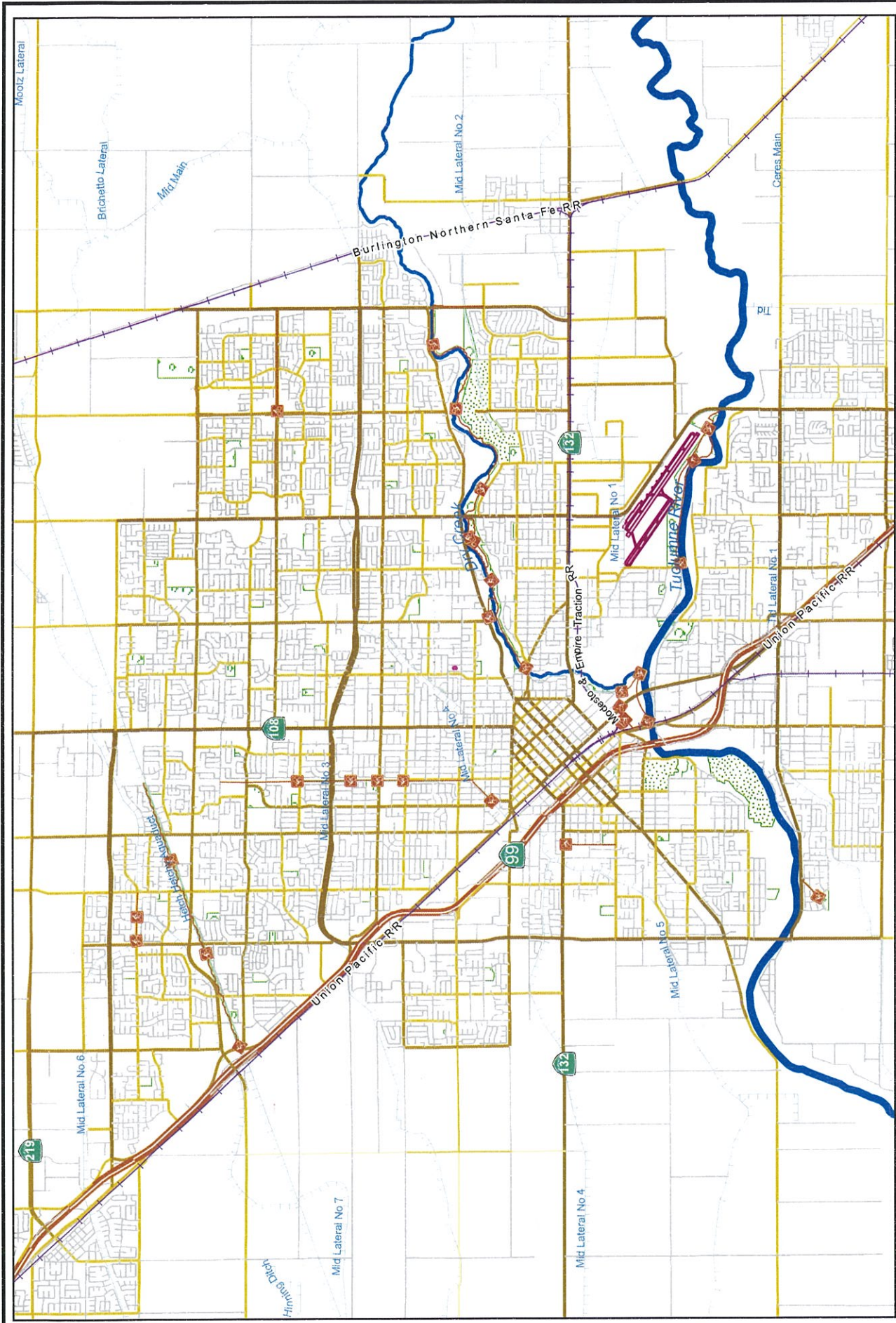
Cost Center: UPP - Capital Projects-49999 **Category:** Water **Start Date:** 2017
Hosting Fund: Water Fund - CIP Projects-4180 **Type Class:** Water **End Date:** 2019
Element Listing: Comm Svcs & Fac **Area:** System Wide **Status:** Active
Classification: Improvements **Manager:** Bryant, Tamorah **Const. Code:** Not Awarded

Proj Desc: This project will provide funding for design and construction of a approximately 1,560 LF of new 16-inch water main in the 7th Street Bridge, in conjunction with the bridge replacement project. Stanislaus County is the lead agency, Phil Soares is the City contact, CH2MHill is the Consultant Engineer.

Proj Stat: The project is in environmental review process as of December 2015. Alternative 2B has been recommended and approved by Council. Bridge design is anticipated to start 2017 with construction anticipated to begin in 2020.

Expenditures	Budget	Actual+Commit	Available	Prop. Inc./Dec. for 17-18	Budget+Prop. Inc./Dec.	Avail.+Prop. Inc./Dec.	18-19	19-20	20-21	21-22	Total Budgeted up to 2022
CCF City Constr Forces	0	0	0	0	0	0	0	20,000	0	0	20,000
CON Construction	0	0	0	0	0	0	0	300,000	0	0	300,000
CTGY Consingency - CIP	0	0	0	0	0	0	0	30,000	0	0	30,000
EDA Eng/Design/Admin	80,000	951	79,049	20,000	100,000	99,049	0	10,000	0	0	110,000
Expenditure Totals:	80,000	951	79,049	20,000	100,000	99,049	0	360,000	0	0	460,000

Fund Balance Required
 Budget+Prop. Inc./Dec. Available+Prop. Inc./Dec.
 Water Fund - CIP Projects-4180 100,000 99,049



City of Modesto

Project #: 100934

UFP - Integrated Regional Water Management Plan (IRWMP)



UPP - Integrated Regional Water Management Plan (IRWMP)

100934

Capital Un-sponsored

Cost Center: UPP - Capital Projects-49999
Hosting Fund: Water Fund - CIP Projects-4180
Element Listing: Comm Svcs & Fac
Classification: Improv

Category: Water
Type Class: Water
Area: System Wide
Manager: Bond, Jack R

Start Date: 2017
End Date: 2018
Status: New
Const. Code: New or Future

Proj Desc: This project is to provide funding for ongoing IRWMP coordination, outreach, and management of the Plan including updating of Plan's projects, minor updates to the Plan, restructuring the stakeholder participation requirements and revised cost sharing agreements; and potentially hiring a consultant to assist as a resource in these efforts. Future tasks are also expected to include grant writing for Prop 1 funding opportunities through the IRWMP process.

Proj Stat: Staff has secured Prop 1 funding for IRWMP update in FY 17/18.

Expenditures	Budget	Actual+Commit	Available	Prop. Inc./Dec. for 17-18	Budget+Prop. Inc./Dec.	Avail.+Prop. Inc./Dec.	18-19	19-20	20-21	21-22	Total Budgeted up to 2022
EDA Eng/Design/Admin	100,000	52,329	47,671	175,000	275,000	222,671	0	0	0	0	275,000
Expenditure Totals:	100,000	52,329	47,671	175,000	275,000	222,671	0	0	0	0	275,000

Fund Balance Required	Budget+Prop. Inc./Dec.	Available+Prop. Inc./Dec.
Water Fund - CIP Projects-4180	275,000	222,671

PW - Allen Drive Water Main Installation

100937

Capital Un-sponsored

Cost Center: PW - Capital Projects-59999 Category: Water Start Date: 2017
 Hosting Fund: Water Fund - CIP Projects-4180 Type Class: Water End Date: 2018
 Element Listing: Comm Svcs & Fac Area: Within City Status: New
 Classification: Replacement Manager: Savidge, David L Const. Code: New or Future

Proj Desc:

Proj Stat:

Expenditures	Budget	Actual+Commit	Available	Prop. Inc./Dec. for 17-18	Budget+Prop. Inc./Dec.	Avail.+Prop. Inc./Dec.	18-19	19-20	20-21	21-22	Total Budgeted up to 2022
CA Construction Admin	2,000	0	2,000	0	2,000	2,000	0	0	0	0	2,000
CCF City Construct Force	252,400	0	252,400	0	252,400	252,400	0	0	0	0	252,400
EDA Eng/Design/Admin	2,000	0	2,000	0	2,000	2,000	0	0	0	0	2,000
Expenditure Totals:	256,400	0	256,400	0	256,400	256,400	0	0	0	0	256,400

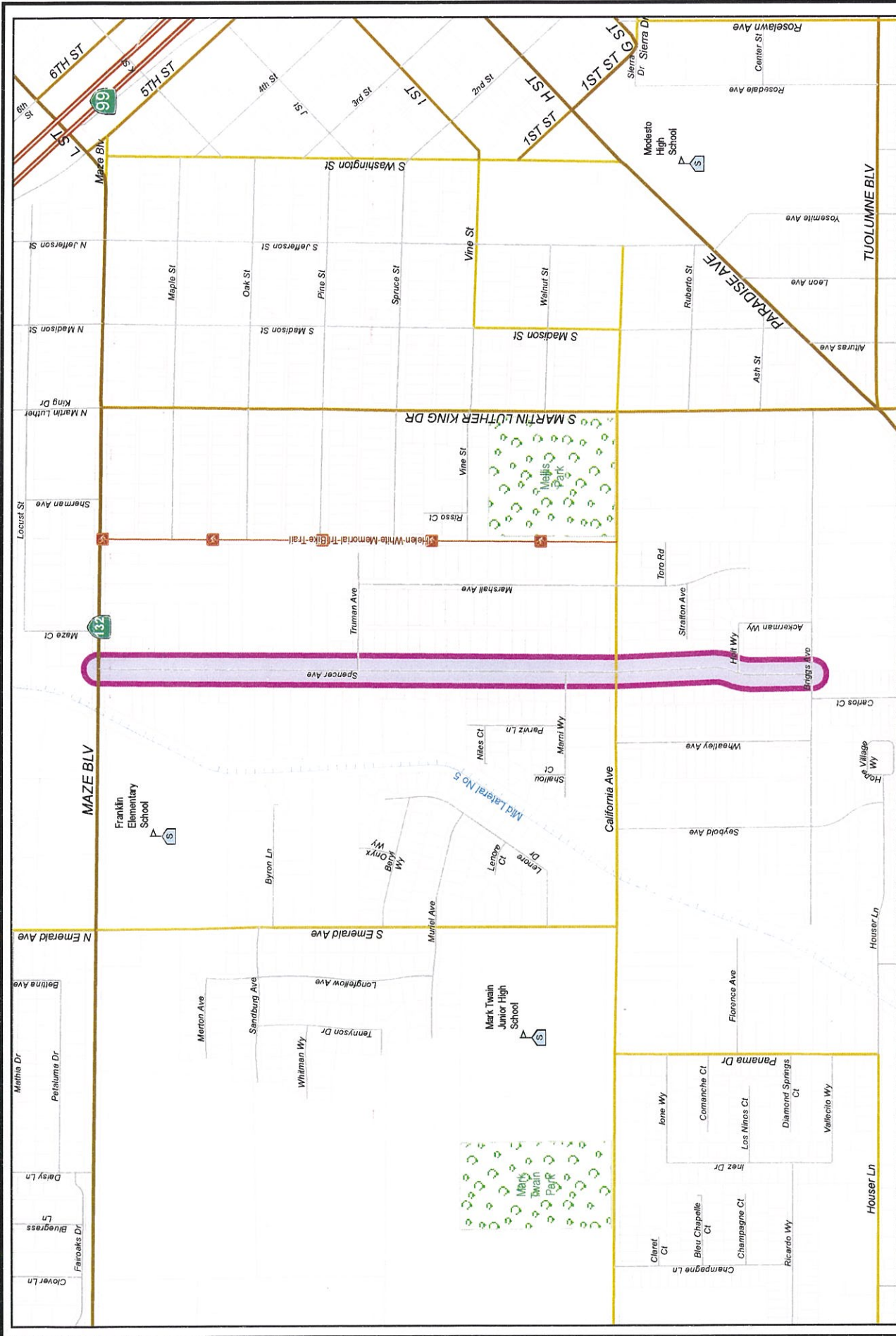
Fund Balance Required	Budget+Prop. Inc./Dec.	Available+Prop. Inc./Dec.
Water Fund - CIP Projects-4180	256,400	256,400



City of Modesto

Project #: 100938

PW - Spencer Ave Main Installation



PW - Spencer Ave Main Installation

100938

Capital Un-sponsored

Cost Center: PW - Capital Projects-59999 **Category:** Water **Start Date:** 2017
Hosting Fund: Water Fund - CIP Projects-4180 **Type Class:** Water **End Date:** 2018
Element Listing: Comm Svcs & Fac **Area:** Within City **Status:** New
Classification: Replacement **Manager:** Savidge, David L **Const. Code:** New or Future

Proj Desc:

Proj Stat:

Expenditures	Budget	Actual+Commit	Available	Prop. Inc./Dec. for 17-18	Budget+Prop. Inc./Dec.	Avail.+Prop. Inc./Dec.	18-19	19-20	20-21	21-22	Total Budgeted up to 2022
CA Construction Admin	2,000	0	2,000	0	2,000	2,000	0	0	0	0	2,000
CCF City Construct Force	258,300	0	258,300	0	258,300	258,300	0	0	0	0	258,300
EDA Eng/Design/Admin	2,000	0	2,000	0	2,000	2,000	0	0	0	0	2,000
Expenditure Totals:	262,300	0	262,300	0	262,300	262,300	0	0	0	0	262,300

Fund Balance Required

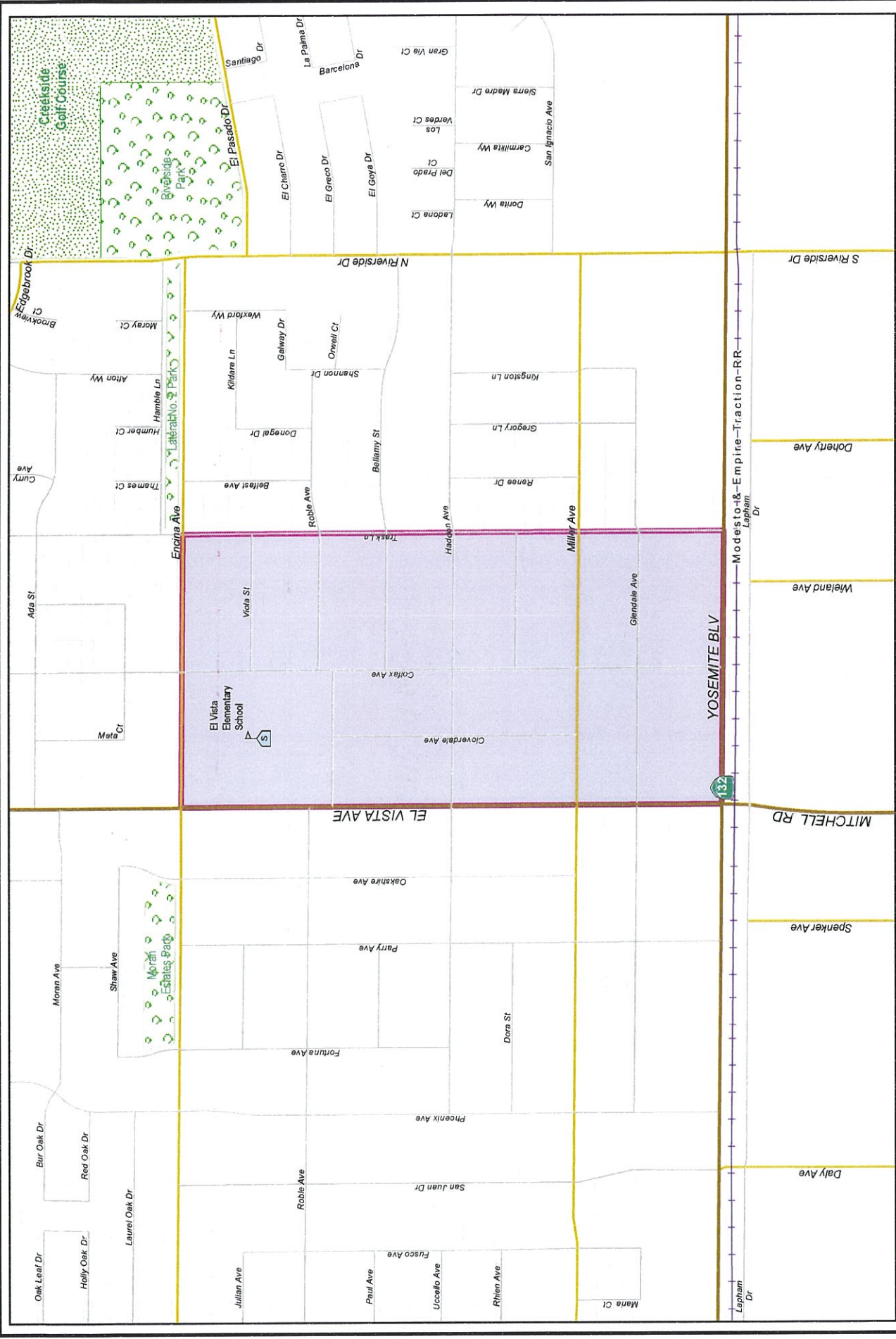
Water Fund - CIP Projects-4180

Budget+Prop. Inc./Dec.	Available+Prop. Inc./Dec.
262,300	262,300



City of Modesto Project #: 100953

UTL - La Loma Neighborhood El Vista Avenue to Riverside Drive



UTL - La Loma Neighborhood El Vista Avenue to Riverside Drive

100953

Capital Un-sponsored

Cost Center: UPP - Capital Projects-49999 **Category:** Water **Start Date:** 2017
Hosting Fund: Water Fund - CIP Projects-4180 **Type Class:** Water **End Date:** 2019
Element Listing: Comm Svcs & Fac **Area:** System Wide **Status:** Active
Classification: Maintenance **Manager:** Bryant, Tamorah **Const. Code:** Not Awarded

Proj Desc: This project will provide funding to replace approximately 16,400 LF of aged existing water mains within the La Loma Neighborhood generally bounded by Trask Ln on the East, Encina Ave on the North, and El Vista Ave on the West, and Yosemite Blvd on the South. Existing water mains in this area are old, undersized steel mains which are prone to leaking and low pressures. This project will replace the existing system with City standard water mains, valves and hydrants to improve system reliability, flows and pressures.

Proj Stat: Project design will begin in early 2017, with construction anticipated to begin in FY18-19.

Expenditures	Budget	Actual+Commit	Available	Prop. Inc./Dec. for 17-18	Budget+Prop. Inc./Dec.	Avail.+Prop. Inc./Dec.	18-19	19-20	20-21	21-22	Total Budgeted up to 2022
CA Construction Admin	0	0	0	0	0	0	330,000	0	0	0	330,000
CCF City Constr Forces	0	0	0	0	0	0	33,000	0	0	0	33,000
CON Construction	0	0	0	0	0	0	3,300,000	0	0	0	3,300,000
CTGY Constingency - CIP	0	0	0	0	0	0	330,000	0	0	0	330,000
EDA Eng/Design/Admin	85,000	29,183	55,817	30,000	115,000	85,817	30,000	0	0	0	145,000
Expenditure Totals:	85,000	29,183	55,817	30,000	115,000	85,817	4,023,000	0	0	0	4,138,000

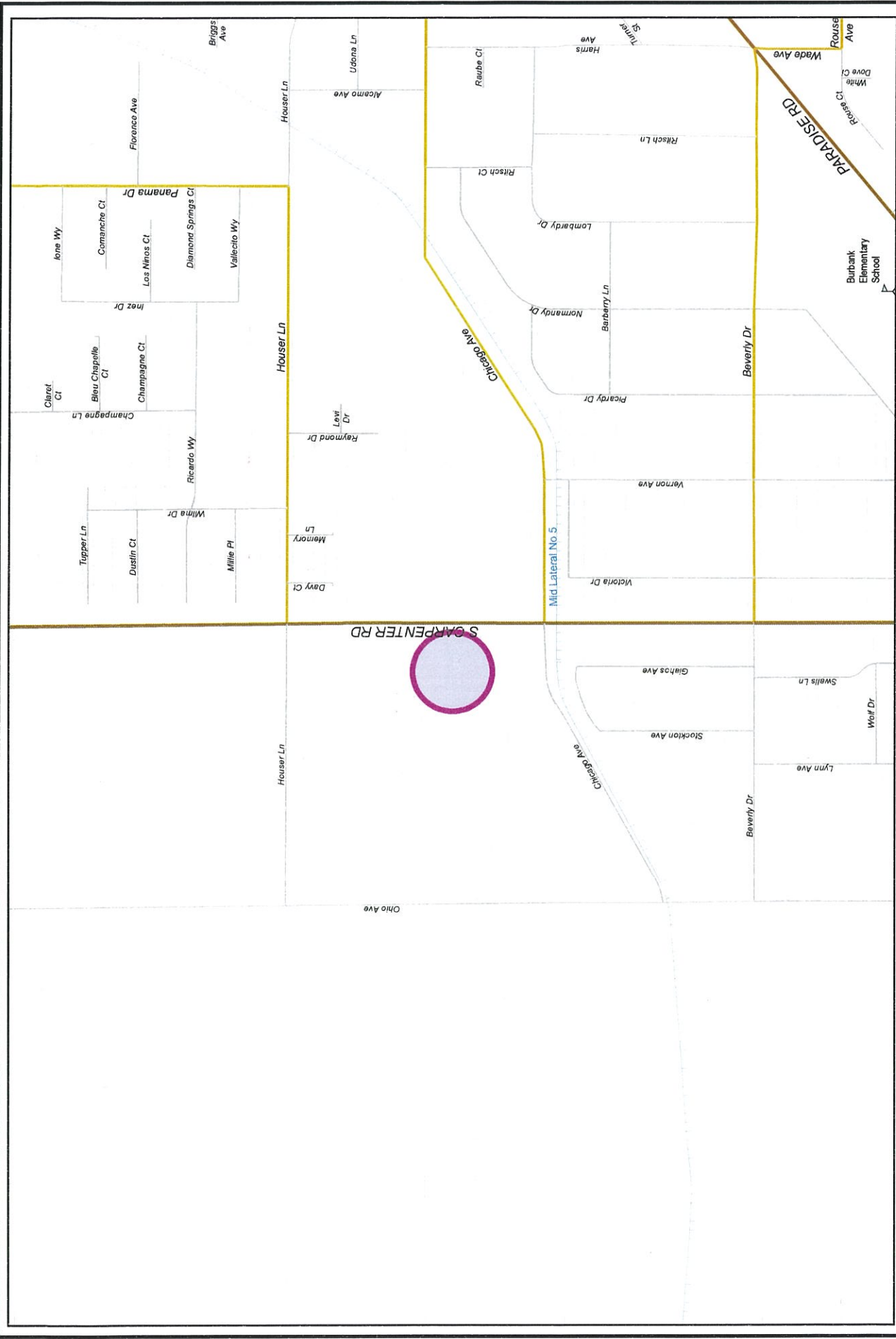
Fund Balance Required	Budget+Prop. Inc./Dec.	Available+Prop. Inc./Dec.
Water Fund - CIP Projects-4180	115,000	85,817



City of Modesto

Project #: 100977

UTL - Tank 6 Recoat & Repairs



Burbank Elementary School

Mid Lateral No 5

S CARPENTER RD

Ohio Ave

Houser Ln

Memory Ln

Davy Ct

Leav Dr

Raymond Dr

Udona Ln

Alcemo Ave

Briggs Ave

Florence Ave

Panama Dr

Diamond Springs Ct

Vallecto Wy

Los Ninos Ct

Comanche Ct

Blair Chapelle Ct

Champagne Ln

Champagne Ct

Ricardo Wy

Wina Dr

Millie Pl

Dustin Ct

Tupper Ln

Charet Ct

Blair Chapelle Ct

Champagne Ln

Champagne Ct

Ricardo Wy

Wina Dr

Millie Pl

Dustin Ct

Tupper Ln

Charet Ct

Blair Chapelle Ct

Champagne Ln

Champagne Ct

Ricardo Wy

Wina Dr

Millie Pl

Dustin Ct

Tupper Ln

Charet Ct

Blair Chapelle Ct

Champagne Ln

Champagne Ct

Ricardo Wy

Wina Dr

Millie Pl

Dustin Ct

Tupper Ln

Charet Ct

Blair Chapelle Ct

Champagne Ln

Champagne Ct

Ricardo Wy

Wina Dr

Millie Pl

Dustin Ct

Tupper Ln

Charet Ct

Blair Chapelle Ct

Champagne Ln

Champagne Ct

Ricardo Wy

Wina Dr

Millie Pl

Dustin Ct

Tupper Ln

Charet Ct

Blair Chapelle Ct

Champagne Ln

Champagne Ct

Ricardo Wy

Wina Dr

Millie Pl

Dustin Ct

Tupper Ln

Charet Ct

Blair Chapelle Ct

Champagne Ln

Champagne Ct

Ricardo Wy

Wina Dr

Millie Pl

Dustin Ct

Tupper Ln

Charet Ct

Blair Chapelle Ct

Champagne Ln

Champagne Ct

Ricardo Wy

Wina Dr

Millie Pl

Dustin Ct

Tupper Ln

Charet Ct

Blair Chapelle Ct

Champagne Ln

Champagne Ct

Ricardo Wy

Wina Dr

Millie Pl

Dustin Ct

Tupper Ln

Charet Ct

Blair Chapelle Ct

Champagne Ln

Champagne Ct

Ricardo Wy

Wina Dr

Millie Pl

Dustin Ct

Tupper Ln

Charet Ct

Blair Chapelle Ct

Champagne Ln

Champagne Ct

Ricardo Wy

Wina Dr

Millie Pl

Dustin Ct

Tupper Ln

Charet Ct

Blair Chapelle Ct

Champagne Ln

Champagne Ct

Ricardo Wy

Wina Dr

Millie Pl

Dustin Ct

Tupper Ln

Charet Ct

Blair Chapelle Ct

Champagne Ln

Champagne Ct

Ricardo Wy

Wina Dr

Millie Pl

Dustin Ct

Tupper Ln

Charet Ct

Blair Chapelle Ct

Champagne Ln

Champagne Ct

Ricardo Wy

Wina Dr

Millie Pl

Dustin Ct

Tupper Ln

Charet Ct

Blair Chapelle Ct

Champagne Ln

Champagne Ct

Ricardo Wy

Wina Dr

Millie Pl

Dustin Ct

Tupper Ln

Charet Ct

Blair Chapelle Ct

Champagne Ln

Champagne Ct

Ricardo Wy

Wina Dr

Millie Pl

Dustin Ct

Tupper Ln

Charet Ct

Blair Chapelle Ct

Champagne Ln

Champagne Ct

Ricardo Wy

Wina Dr

Millie Pl

Dustin Ct

Tupper Ln

Charet Ct

Blair Chapelle Ct

Champagne Ln

Champagne Ct

Ricardo Wy

Wina Dr

Millie Pl

Dustin Ct

Tupper Ln

Charet Ct

Blair Chapelle Ct

Champagne Ln

Champagne Ct

Ricardo Wy

Wina Dr

Millie Pl

Dustin Ct

Tupper Ln

Charet Ct

Blair Chapelle Ct

Champagne Ln

Champagne Ct

Ricardo Wy

Wina Dr

Millie Pl

Dustin Ct

Tupper Ln

Charet Ct

Blair Chapelle Ct

Champagne Ln

Champagne Ct

Ricardo Wy

Wina Dr

Millie Pl

Dustin Ct

Tupper Ln

Charet Ct

Blair Chapelle Ct

Champagne Ln

Champagne Ct

Ricardo Wy

Wina Dr

Millie Pl

Dustin Ct

Tupper Ln

Charet Ct

Blair Chapelle Ct

Champagne Ln

Champagne Ct

Ricardo Wy

Wina Dr

Millie Pl

Dustin Ct

Tupper Ln

Charet Ct

Blair Chapelle Ct

Champagne Ln

Champagne Ct

Ricardo Wy

Wina Dr

Millie Pl

Dustin Ct

Tupper Ln

Charet Ct

Blair Chapelle Ct

Champagne Ln

Champagne Ct

Ricardo Wy

Wina Dr

Millie Pl

Dustin Ct

Tupper Ln

Charet Ct

Blair Chapelle Ct

Champagne Ln

Champagne Ct

Ricardo Wy

Wina Dr

Millie Pl

Dustin Ct

Tupper Ln

Charet Ct

Blair Chapelle Ct

Champagne Ln

Champagne Ct

Ricardo Wy

Wina Dr

Millie Pl

Dustin Ct

Tupper Ln

Charet Ct

Blair Chapelle Ct

Champagne Ln

Champagne Ct

Ricardo Wy

Wina Dr

Millie Pl

Dustin Ct

Tupper Ln

Charet Ct

Blair Chapelle Ct

Champagne Ln

Champagne Ct

Ricardo Wy

Wina Dr

Millie Pl

Dustin Ct

Tupper Ln

Charet Ct

Blair Chapelle Ct

Champagne Ln

Champagne Ct

Ricardo Wy

Wina Dr

Millie Pl

Dustin Ct

Tupper Ln

Charet Ct

Blair Chapelle Ct

Champagne Ln

Champagne Ct

Ricardo Wy

Wina Dr

Millie Pl

Dustin Ct

Tupper Ln

Charet Ct

Blair Chapelle Ct

Champagne Ln

Champagne Ct

Ricardo Wy

Wina Dr

UTL - Tank 6 Recoat & Repairs

100977

Capital Un-sponsored

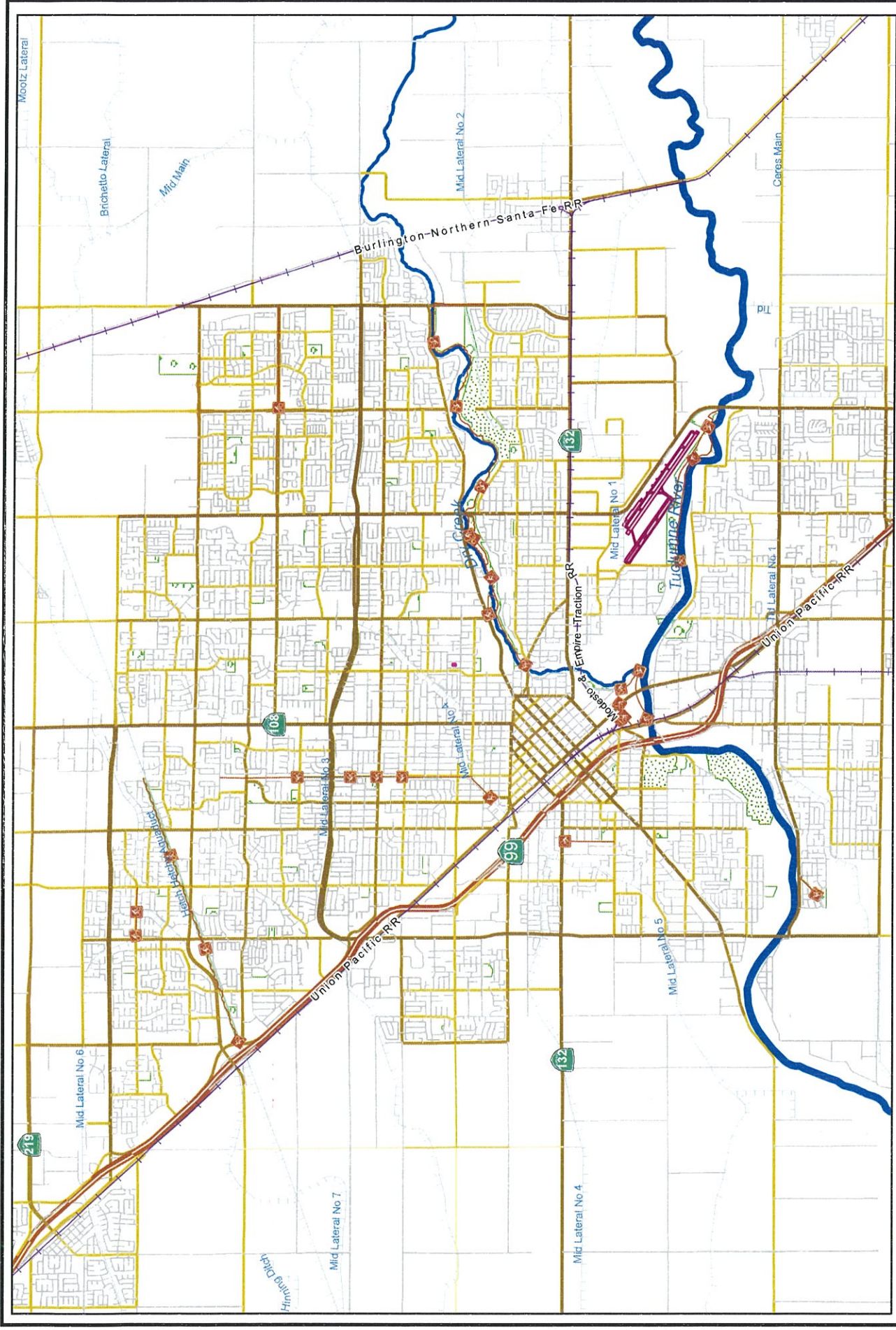
Cost Center: UPP - Capital Projects-49999 **Category:** Water **Start Date:** 2017
Hosting Fund: Water Fund - CIP Projects-4180 **Type Class:** Water **End Date:** 2018
Element Listing: Comm Svcs & Fac **Area:** System Wide **Status:** New
Classification: Maintenance **Manager:** Bryant, Tamorah **Const. Code:** New or Future

Proj Desc: This project will provide funding for removal and replacement of the existing interior and exterior coating (epoxy liner) of Tank 6 in order to prevent corrosion of the steel water tank walls. Based on 2016 inspection report, minor repairs will be required on the interior and exterior of the tank. High wear appurtances (such as bolts, gaskets at tank access manways) will be replaced. Interior ladder and sacrificial cathodic protection system will be replaced and should there be items that have been damaged due to corrosion, other minor repairs will be made.

Proj Stat: Project deferred to FY 17/18.

Expenditures	Budget	Actual+Commit	Available	Prop. Inc./Dec. for 17-18	Budget+Prop. Inc./Dec.	Avail.+Prop. Inc./Dec.	18-19	19-20	20-21	21-22	Total Budgeted up to 2022
CA Construction Admin	44,000	98	43,902	31,840	75,840	75,742	0	0	0	0	75,840
CCF City Construct Force	10,000	0	10,000	37,400	47,400	47,400	0	0	0	0	47,400
CON Construction	440,000	0	440,000	508,000	948,000	948,000	0	0	0	0	948,000
CTGY-CIP Contingency - CIP	44,000	0	44,000	145,600	189,600	189,600	0	0	0	0	189,600
EDA Eng/Design/Admin	44,000	37,266	6,734	47,400	91,400	54,134	0	0	0	0	91,400
Expenditure Totals:	582,000	37,364	544,636	770,240	1,352,240	1,314,876	0	0	0	0	1,352,240

Fund Balance Required	Budget+Prop. Inc./Dec.	Available+Prop. Inc./Dec.
Water Fund - CIP Projects-4180	1,352,240	1,314,876



City of Modesto

Project #: 100999

UTL - New Generators at Various Well Locations



UTL - New Generators at Various Well Locations

100999

Capital Un-sponsored

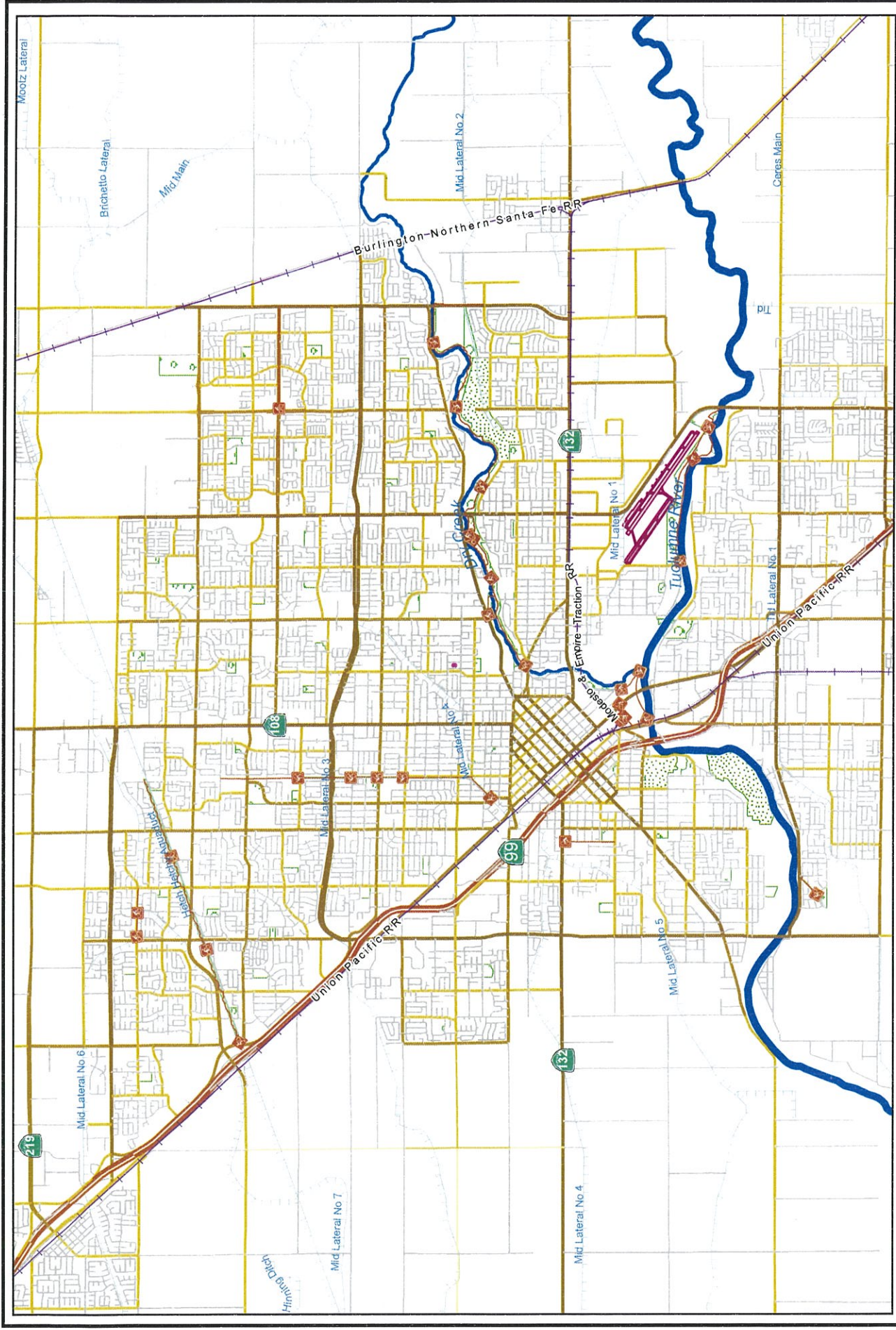
Cost Center: 49999 **Category:** Water **Start Date:** 2018
Hosting Fund: Water Fund - CIP Projects-4180 **Type Class:** Water **End Date:** Ongoing
Element Listing: Comm Svcs & Fac **Area:** System Wide **Status:** New
Classification: Maint **Manager:** Bryant, Tamorah **Const. Code:** New or Future

Proj Desc: This project will provide funding to install 18 back-up emergency generators at selected wells to supply additional emergency groundwater storage credit. The installation of the back-up generators will help eliminate the storage capacity deficit currently faced by the City of Modesto. Determination of which wells will be installed first to be determined by ranking and priority. When all locations receive a new generator it will provide the City an additional 21.1 MG of storage credit. Selected wells per the Draft Water Master Plan include wells 1, 4, 7, 16, 45, 47, 48, 50, 51, 58, 217, 237, 241, 267, 278, 284, 287 & 312.

Proj Stat: Project to begin fall FY 17/18.

Expenditures	Budget	Actual+Commit	Available	Prop. Inc./Dec. for 17-18	Budget+Prop. Inc./Dec.	Avail.+Prop. Inc./Dec.	18-19	19-20	20-21	21-22	Total Budgeted up to 2022
CA Construction Admin	0	0	0	37,300	37,300	37,300	60,000	0	0	0	97,300
CCF City Constr Forces	0	0	0	100,000	100,000	100,000	300,000	0	0	0	400,000
CON Construction	0	0	0	378,000	378,000	378,000	600,000	0	0	0	978,000
CTGY Constingency - CIP	0	0	0	37,300	37,300	37,300	60,000	0	0	0	97,300
EDA Eng/Design/Admin	0	0	0	61,400	61,400	61,400	150,000	0	0	0	211,400
Expenditure Totals:		0	0	614,000	614,000	614,000	1,170,000	0	0	0	1,784,000

Fund Balance Required	Budget+Prop. Inc./Dec.	Availables+Prop. Inc./Dec.
Water Fund - CIP Projects-4180	614,000	614,000



City of Modesto

Project #: 101000

UTL - Groundwater Monitoring Wells



UTL - Groundwater Monitoring Wells

101000

Capital Un-sponsored

Cost Center: 49999 **Category:** Water **Start Date:** 2018
Hosting Fund: Water Fund - CIP Projects-4180 **Type Class:** Water **End Date:** 2020
Element Listing: Comm Svcs & Fac **Area:** System Wide **Status:** New
Classification: Improv **Manager:** Bryant, Tamorah **Const. Code:** New or Future

Proj Desc: This project will provide funding to design, install, develop and monitor (8 quarterly monitoring events) 5 monitoring wells throughout the City of Modesto's contiguous water system. In accordance with previous groundwater characterization work performed by the City of Modesto, with the assistance of Todd Groundwater, there are several significant data gaps in the characterization of groundwater. Additional information is needed for characterization, fate and transport of contaminants of concern, and groundwater monitoring, which will benefit the City of Modesto in efficiently operating the well field, and incorporated into the various efforts to comply with SGMA. Nested or clustered groundwater monitoring wells are needed to collect discrete samples of the various subsurface aquifers for contaminants of concern, depth to ground water, and the lithology collected during monitoring well installation will be incorporated into groundwater characterization.

Proj Stat: Design anticipated summer FY 17/18, and construction anticipated fall FY17/18.

Expenditures

	Budget	Actual+Commit	Available	Prop. Inc./Dec. for 17-18	Budget+Prop. Inc./Dec.	Avail.+Prop. Inc./Dec.	18-19	19-20	20-21	21-22	Total Budgeted up to 2022
CA Construction Admin	0	0	0	125,000	125,000	125,000	0	0	0	0	125,000
CCF City Construct Force	0	0	0	10,000	10,000	10,000	0	0	0	0	10,000
CON Construction	0	0	0	1,250,000	1,250,000	1,250,000	0	0	0	0	1,250,000
CTGY Constingency - CIP	0	0	0	125,000	125,000	125,000	0	0	0	0	125,000
EDA Eng/Design/Admin	0	0	0	325,000	325,000	325,000	0	0	0	0	325,000
Expenditure Totals:											
	0	0	0	1,835,000	1,835,000	1,835,000	0	0	0	0	1,835,000

Fund Balance Required

Water Fund - CIP Projects-4180

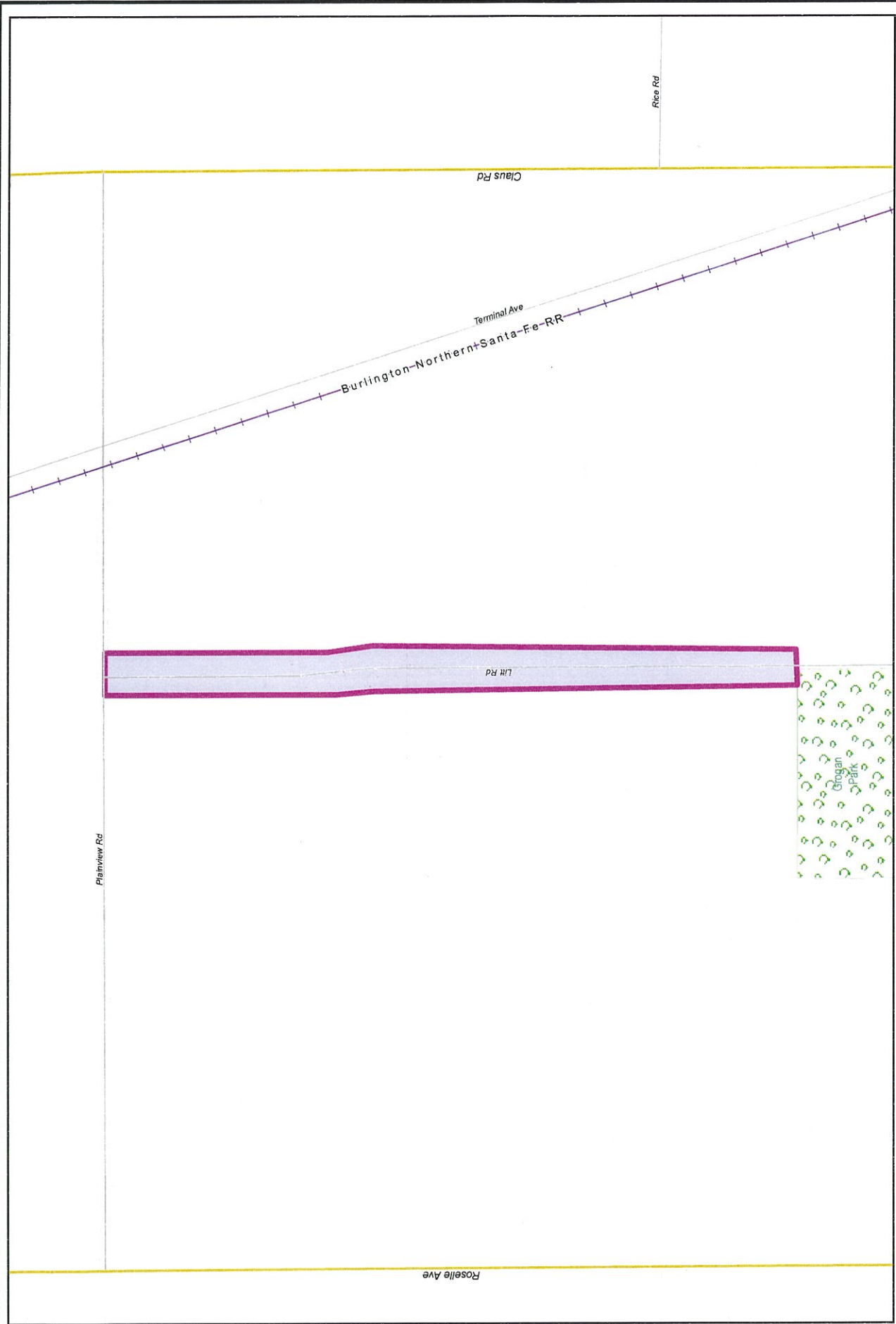
Budget+Prop. Inc./Dec. Available+Prop. Inc./Dec.
 1,835,000 1,835,000



City of Modesto

Project #: 101001

UTL - Litt Road Improvements (Grogan Park to Plainview)



UTL - Litt Road Improvements (Grogan Park to Plainview)

101001

Capital Un-sponsored

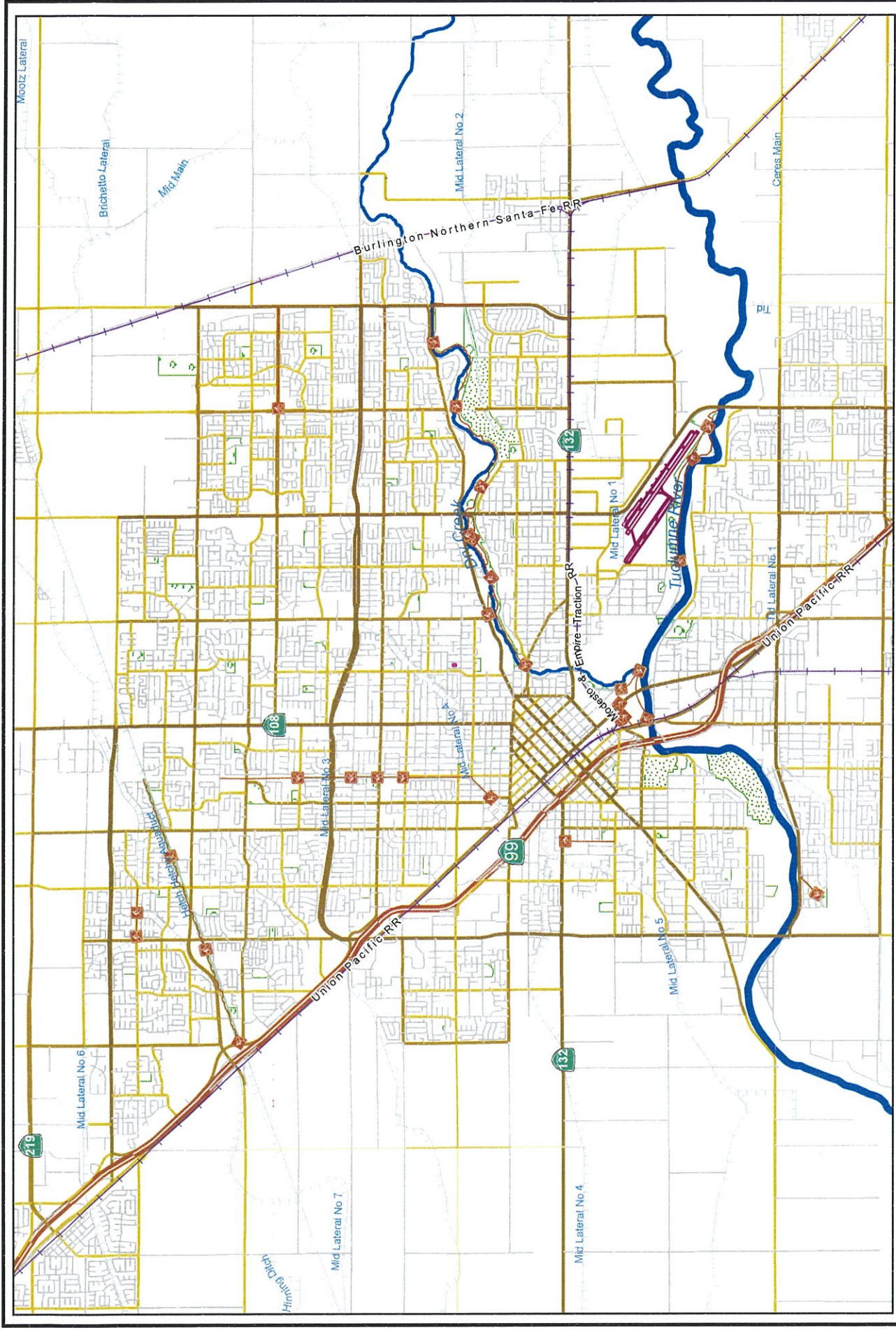
Cost Center: 49999 **Category:** Water **Start Date:** 2018
Hosting Fund: Water Fund - CIP Projects-4180 **Type Class:** Water **End Date:** 2019
Element Listing: Comm Svcs & Fac **Area:** System Wide **Status:** New
Classification: Maint **Manager:** Bryant, Tamorah **Const. Code:** New or Future

Proj Desc: The project will provide funding to extend the existing 12" water line on Litt Road to serve the Water Corporation Project. In addition, street improvements will be made that will extend from the end of Mary Grogan Park to Plainview Road. The design will be developed as a part of the Water Corporation Yard project.

Proj Stat: Design and construction anticipated to begin summer FY 17/18.

Expenditures	Budget	Actual+Commit	Available	Prop. Inc./Dec. for 17-18	Budget+Prop. Inc./Dec.	Avail.+Prop. Inc./Dec.	18-19	19-20	20-21	21-22	Total Budgeted up to 2022
CA Construction Admin	0	0	0	150,000	150,000	150,000	0	0	0	0	150,000
CCF City Constr Forces	0	0	0	100,000	100,000	100,000	0	0	0	0	100,000
CON Construction	0	0	0	1,600,000	1,600,000	1,600,000	0	0	0	0	1,600,000
CTGY Constingency - CIP	0	0	0	150,000	150,000	150,000	0	0	0	0	150,000
EDA Eng/Design/Admin	0	0	0	60,000	60,000	60,000	0	0	0	0	60,000
Expenditure Totals:	0	0	0	2,060,000	2,060,000	2,060,000	0	0	0	0	2,060,000

Fund Balance Required	Budget+Prop. Inc./Dec.	Available+Prop. Inc./Dec.
Water Fund - CIP Projects-4180	2,060,000	2,060,000



City of Modesto

Project #: 101003

UTL - SCADA Master Plan



UTL - SCADA Master Plan

101003

Capital Un-sponsored

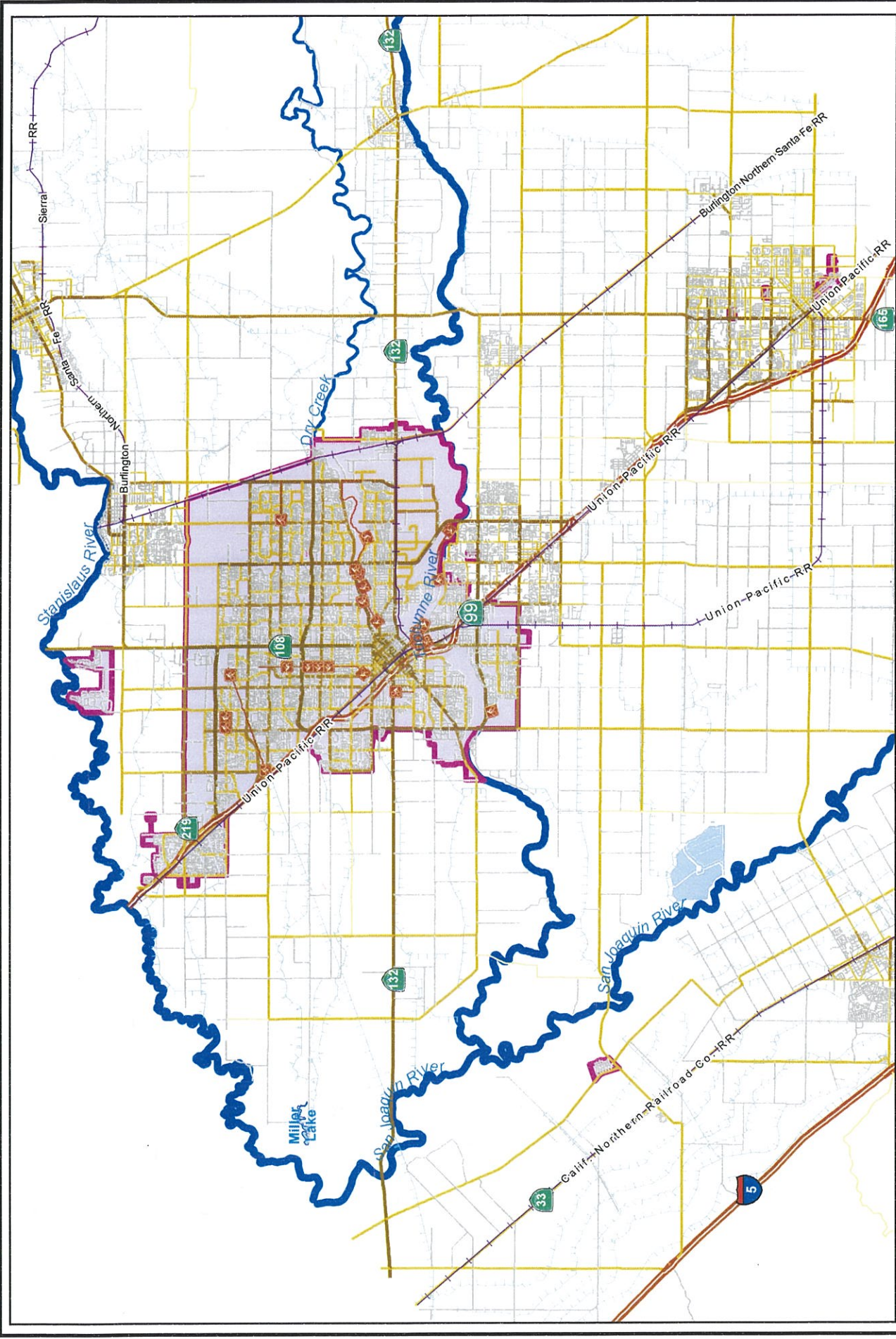
Cost Center: 49999 **Category:** Water **Start Date:** 2018
Hosting Fund: Water Fund - CIP Projects-4180 **Type Class:** Water **End Date:** 2018
Element Listing: Comm Svcs & Fac **Area:** System Wide **Status:** New
Classification: Improv **Manager:** Bryant, Tamorah **Const. Code:** Not Awarded

Proj Desc: This project will provide funding to prepare a SCADA Master Plan, in accordance with the recommendations of the SCADA System Upgrade Study that was undertaken in FY16/17 with the assistance of EMA, Inc. Major steps included in the master planning process include a Gap Analysis, Conceptual Project Scope Development, Project Prioritization, SCADA Program Implementation, and development of a SCADA Master Plan document.

Proj Stat: This project is expected to be initiated and completed in FY 17/18.

Expenditures	Budget	Actual+Commit	Available	Prop. Inc./Dec. for 17-18	Budget+Prop. Inc./Dec.	Avail.+Prop. Inc./Dec.	18-19	19-20	20-21	21-22	Total Budgeted up to 2022
CCF City Constr Forces	0	0	0	20,000	20,000	20,000	0	0	0	0	20,000
EDA Eng/Design/Admin	0	0	0	250,000	250,000	250,000	0	0	0	0	250,000
Expenditure Totals:		0	0	270,000	270,000	270,000	0	0	0	0	270,000

Fund Balance Required	Budget+Prop. Inc./Dec.	Available+Prop. Inc./Dec.
Water Fund - CIP Projects-4180	270,000	270,000



City of Modesto

Project #: 101013

UTL - Outlying System Improvements



UTL - Outlying System Improvements

101013

Capital Un-sponsored

Cost Center: 49999 Category: Water Start Date: 2017
 Hosting Fund: Water Fund - CIP Projects-4180 Type Class: Water End Date: Ongoing
 Element Listing: Comm Svcs & Fac Area: System Wide Status: Active
 Classification: Replace Manager: Savidge, David L Const. Code: Not Awarded

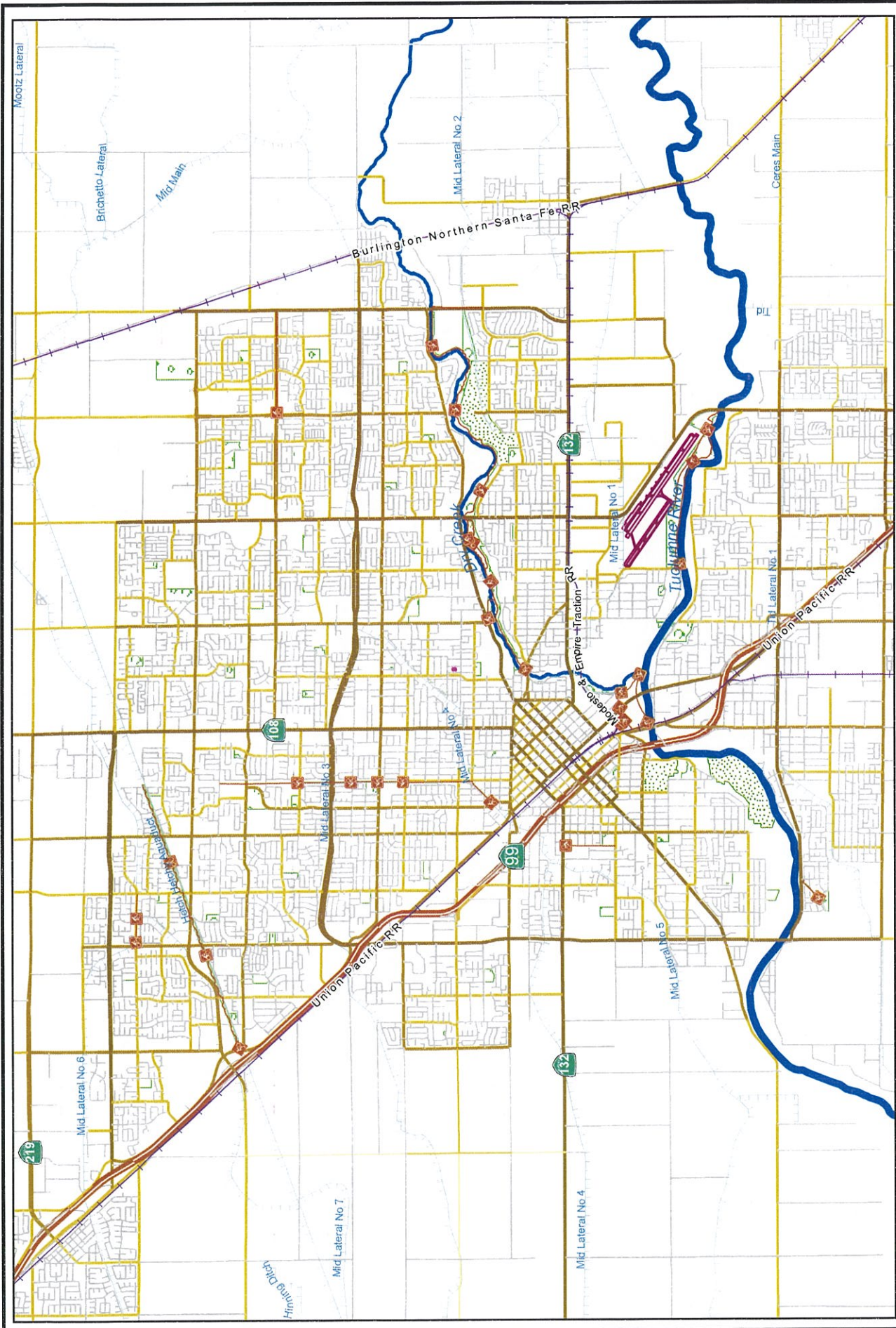
Proj Desc: This project is to replace and upgrade deficient water mains in Grayson, Del Rio and the portions of Ceres, Turlock, and Empire of the City's water system. This account is used to fund miscellaneous water line replacement projects in these areas.

Proj Stat:

Revenues	Budget	Actuals+Commit	Available	Prop. Inc./Dec. for 17-18	Bud + Prop. Incr/Decr	Avail.+ Prop. Incr/Decr	18-19	19-20	20-21	21-22	Total Budgeted up to 2022
	0	0	0	0	0	0	0	0	0	0	0
Revenue Totals:	0	0	0	0	0	0	0	0	0	0	0

Expenditures	Budget	Actual+Commit	Available	Prop. Inc./Dec. for 17-18	Budget+Prop. Inc./Dec.	Avail.+Prop. Inc./Dec.	18-19	19-20	20-21	21-22	Total Budgeted up to 2022
	0	0	0	0	150,000	150,000	150,000	150,000	150,000	150,000	750,000
Expenditure Totals:	0	0	0	0	150,000	150,000	150,000	150,000	150,000	150,000	750,000

Fund Balance Required	Budget+Prop. Inc./Dec.	Available+Prop. Inc./Dec.
Water Fund - CIP Projects-4180	150,000	150,000



City of Modesto

Project #: 101015

UTL - Destruction of Wells 2017



UTL - Destruction of Wells 2017

101015

Capital Un-sponsored

Cost Center: 49999 Category: Water Start Date: 2017
 Hosting Fund: Water Fund - CIP Projects-4180 Type Class: Water End Date: 2018
 Element Listing: Comm Svcs & Fac Area: System Wide Status: New
 Classification: Improv Manager: Bryant, Tamorah Const. Code: New or Future

Proj Desc: This project will provide funding to remove 12 aged groundwater supply wells that are currently offline due to reported contaminants of concern that exceed primary MCLs (including nitrates and uranium). Utilities Department has investigated various treatment options and has determined that replacement is more feasible than treatment or blending in the long term. Due to age and construction methods, the wells pose a potential threat to groundwater quality as a potential conduit for poor quality water from upper strata to impact water in lower strata. Project includes destroying existing wells per current standards, and installation of groundwater monitoring wells for future groundwater monitoring. A pre-application for the project was submitted for Proposition 1 Groundwater Quality Funding 7/29/2016. On 10/5/2016, the City received an invitation to submit a final application, which was prepared and submitted 11/18/2016. Based on discussions with SWRCB staff, it is likely that the groundwater monitoring wells portion of the scope of work will not be allowed under Prop 1 Groundwater Quality funding.

Proj Stat: This project expected to receive 90% Prop 1 Grant Funding. Design and construction anticipated in FY17/18.

Expenditures	Budget	Actual+Commit	Available	Prop. Inc./Dec. for 17-18	Budget+Prop. Inc./Dec.	Avail.+Prop. Inc./Dec.	18-19	19-20	20-21	21-22	Total Budgeted up to 2022
CA Construction Admin	0	0	0	66,000	66,000	66,000	0	0	0	0	66,000
CCF City Constr Forces	0	0	0	20,000	20,000	20,000	0	0	0	0	20,000
CON Construction	0	0	0	660,000	660,000	660,000	0	0	0	0	660,000
CTGY Contingency - CIP	0	0	0	66,000	66,000	66,000	0	0	0	0	66,000
EDA Eng/Design/Admin	0	0	0	132,000	132,000	132,000	0	0	0	0	132,000
Expenditure Totals:											
		0	0	944,000	944,000	944,000	0	0	0	0	944,000

Fund Balance Required	Budget+Prop. Inc./Dec.	Available+Prop. Inc./Dec.
Water Fund - CIP Projects-4180	944,000	944,000

THIS PAGE LEFT BLANK
INTENTIONALLY