



July 2018

City Manager's Update

Monthly Report to the City of Modesto
City Council & Community



City Manager's Monthly Update

Table of Contents

Police Department.....3

Grants & Awards.....5

Measure L6

SB 19

Community & Economic
Development.....10

Parks, Recreation &
Neighborhoods.....12

Utilities.....14

Design Phase.....17

Council and Community:

Much work has been accomplished in the month of July on the city's Capital Improvement Program. This month's update features the status of several major projects.

The financial report is not included as part of this month's City Manager's Report because July traditionally contains numerous revenue and expense accruals that result in figures not truly reflective of actual monthly performance. These accruals would result in negative values shown in many of the Major General Fund Revenues even though the actual revenues applied to the new fiscal year would be positive. Financials will again be reported in the August City Manager's Report.

Here are highlights of specific accomplishments you'll read about for the month of July:

- In the **Utilities Department**, construction of the Del Rio Replacement Well was pushed back to September as a result of a community meeting at which property owner's alerted city staff to a conflicting nearby harvest schedule. Progress was made on the construction of the Grogan Park Production Well, and project plans and specifications were finalized for the 9th Street Storm Drain Basin.
- For the **Public Works** Streets Preservation Program, slurry seal was added to the Patty Way, Lakewood, and Merle areas.
- New this month, you'll see information from the **Police Department's** Uniform Crime Report and Vacancy Analysis, and you'll read about **Finance Department's** grant applications and awards.

As always, please let me know what you find useful about this report, and if you have any suggestions on how we present this material to the community.

I look forward to seeing the great work of our teams in the month of August.

Joseph P. Lopez
City Manager

MODESTO POLICE DEPARTMENT

UCR ARREST AND CRIME STATISTICS

2018

ARRESTS

MONTH	2016	2017	2018
JANUARY	921	969	1194
FEBRUARY	1034	941	1021
MARCH	1031	1014	1306
APRIL	1111	1042	1057
MAY	1154	953	1181
JUNE	972	939	1313
JULY	910	1059	
AUGUST	1223	1066	
SEPTEMBER	1161	1018	
OCTOBER	969	1049	
NOVEMBER	816	1085	
DECEMBER	823	1078	
TOTAL	12125	12213	7072

June

YTD Comparison (2017 to 2018)

Crime Type	Over/Under	% Change
Part 1	-359	-7%
Auto Theft	-136	-19%
Commercial	-26	-9%
Larceny	-78	-3%
Residential	-74	-20%
Robbery	-49	-19%

PART 1

MONTH	2016	2017	2018
JANUARY	1087	959	899
FEBRUARY	1019	823	749
MARCH	1048	900	802
APRIL	1001	888	819
MAY	977	891	899
JUNE	912	827	761
TOTAL	6044	5288	4929

AUTO THEFT

MONTH	2016	2017	2018
JANUARY	158	124	115
FEBRUARY	156	114	91
MARCH	141	121	100
APRIL	123	111	88
MAY	113	146	110
JUNE	144	102	78
TOTAL	835	718	582

COMMERCIAL BURG

MONTH	2016	2017	2018
JANUARY	57	59	52
FEBRUARY	50	47	41
MARCH	35	46	46
APRIL	42	49	45
MAY	24	55	46
JUNE	38	35	35
TOTAL	246	291	265

LARCENY

MONTH	2016	2017	2018
JANUARY	636	523	493
FEBRUARY	563	457	441
MARCH	603	493	437
APRIL	579	481	470
MAY	519	463	528
JUNE	512	480	450
TOTAL	3412	2897	2819

RESIDENTIAL BURG

MONTH	2016	2017	2018
JANUARY	89	81	53
FEBRUARY	87	69	49
MARCH	97	56	43
APRIL	78	71	52
MAY	94	59	44
JUNE	72	37	58
TOTAL	517	373	299

ROBBERIES

MONTH	2016	2017	2018
JANUARY	50	60	50
FEBRUARY	44	38	31
MARCH	31	45	25
APRIL	42	37	37
MAY	36	37	33
JUNE	37	36	28
TOTAL	240	253	204

As of 2017 Non-Agg Assaults are no longer included as part of Part 1 crimes. This will be the case from here on out.

MODESTO POLICE DEPARTMENT

Vacancy Analysis

July 2018

REASON	2013	2014	2015	2016	2017	2018	TOTAL
Industrial Disability Retirement	5	3	6	4	0	3	21
Retirement	5	2	11	7	9	3	37
Lateral	2	11	9	6	4	3	35
Termination	1	1	1	2	1	0	6
Training Failure	1	5	8	12	7	12	45
Resignation	0	1	3	3	2	2	11
Other	0	0	0	0	1	0	1
TOTAL	14	23	38	34	24	23	156
Officers Hired	16	21	39	35	24	16	151
Applicants Screened	839	979	2128	1706	1526	683	7861

Note: 2018 is Year to Date through 07/29/18

Monthly Report

May & June 2018

Grant Applications

Grant Title	Month	Federal Awarding Agency	City Department Division	Grant Application Amount	Grant Application Local Match Amount
Active Transportation Program Cycle 4 Grant	May	State of California	Community & Economic Development	\$ 4,800,000	\$1,200,000
Hartford Home Fire Index City	May	The Hartford	Modesto Fire Department	\$ 10,000	\$ -
Federal Transit Administration 5339 Low or No Emission Grant	June	Federal Transit Administration	Public Works	\$ 2,500,000	\$ -
Community Policing Development Program	June	U.S. Department of Justice	Modesto Police Department	\$ 25,000	\$ -
				<u>\$ 7,335,000</u>	<u>\$ 1,200,000</u>

Grant Awards

Grant Title	Month	Federal Awarding Agency	City Department Division	Grant Application Amount	Grant Award Local Match Amount
Tuolumne River Regional Par (TRRP) River Overlook	June	California Natural Resources Agency	Parks, Recreation & Neighborhoods	\$ 500,000	\$ -
California Urban Greening Grant Program	June	State of California Climate Investments	Parks, Recreation & Neighborhoods	\$ 3,193,401	\$ -
Homeless Management Information System (HMIS)	June	Department of Housing and Urban Development	Community & Economic Development	\$ 173,533	\$ -
Federal Demonstration Project (DEMO) Grant	June	State of California Department of Transportation	Community & Economic Development	\$ 3,395,081	\$ -
Proposition 1 Groundwater Planning Grant	June	Department of Water Resources	Utilities Department	\$ 1,998,674	\$222,806
California Transit Security Grant Program	June	California Governor's Office of Emergency Services	Public Works	\$ 546,091	\$ -
Air Quality Improvement Program	June	San Joaquin Valley Air Pollution Control District	Public Works	\$ 4,016,188	\$2,220,231
				<u>\$ 13,822,968</u>	<u>\$ 2,443,037</u>

Measure L Projects

Carpenter Road Street Improvements

Expenses		Revenues	
Project Code	101036	City Funds	\$46,800
Project Budget	\$2,946,800	Federal Funds	\$0
Encumbered	\$2,229,337	State Funds	\$0
Expended	\$289,835	Measure L	\$2,900,000
Available	\$427,588	Total	\$2,946,800
		Received	\$2,946,800

Completion Date: November 2018

Phase: Construction

Overall Project Details:

The Carpenter Road Street Improvements project is a pavement rehabilitation project starting from the Chicago Avenue intersection and proceeding north to approximately Kansas Avenue. The length of the project is 1.5 miles. Improvements include roadway resurfacing and/or reconstruction, new signage and striping, American's with Disabilities Act of 1990 (ADA) upgrades, storm drainage system improvements, bike lanes, and signal upgrades where needed.

Latest Project Status:

Council awarded the construction contract to Knife River on May 22, 2018. For the past few weeks, DSS Company has been concentrating its work efforts on Carpenter Road between Maze Blvd. and Chicago Ave. Work includes existing roadway excavation, constructing a new road pavement section and installation of new drainage inlets.



Standiford Avenue Rehabilitation Project

Expenses		Revenues		
Project Code	101088	City Funds	*MOE	\$130,000
Project Budget	\$3,335,920	Federal Funds		\$0
Encumbered	\$47,435	State Funds		\$0
Expended	\$150,119	Measure L		\$3,205,920
Available	\$3,055,996	Total		\$3,335,920
		Received		\$3,335,920

Completion Date: December 17, 2018

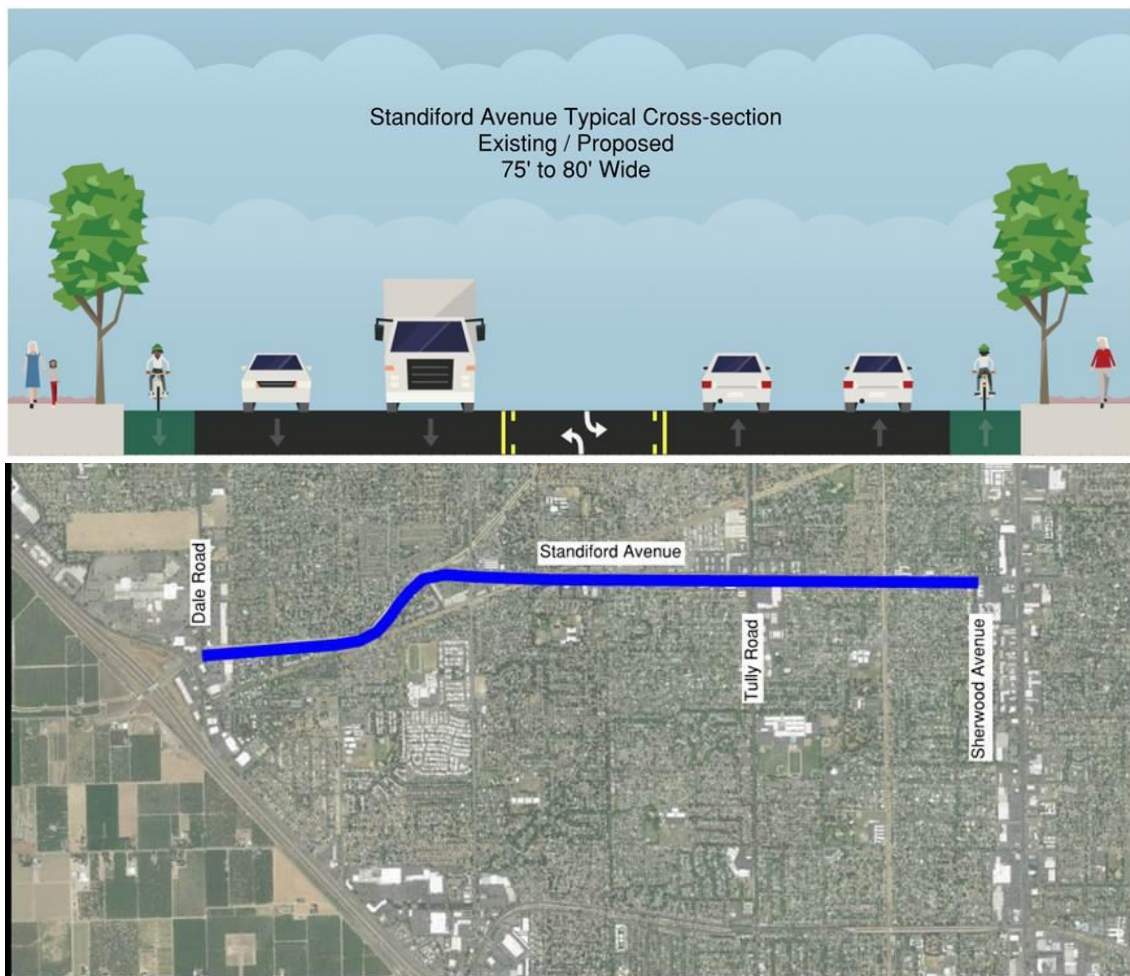
Phase: Construction

Overall Project Details:

This project begins at Dale Road and proceeds east to approximately Sherwood Avenue. The length of this project is 2.97 miles. Improvements include roadway resurfacing and/or reconstruction, new signage, and striping, ADA upgrades, storm drainage system improvements, and signal upgrades (including detection cameras) where needed.

Latest Project Status:

Council awarded the construction contract to DSS Company, dba Knife River on June 26, 2018. Pre-construction meeting was held on July 17, 2018. City survey crews are laying out concrete demolition limits for ADA curb ramps. Construction is scheduled to begin August 13, 2018.



Lakewood Street Improvements

Expenses		Revenues	
Project Code	101037	City Funds	\$0
Project Budget	\$2,524,758	Federal Funds	\$0
Encumbered	\$0	State Funds	\$0
Expended	\$287,851	Measure L	\$2,524,758
Available	\$0	Total	\$2,524,758
		Received	\$2,524,758

Completion Date: March 2019

Phase: Construction

Overall Project Details:

This project consists of rubberized cape seal, restriping, and ADA ramp upgrades to Sonoma Avenue from Scenic Drive to Laramie Drive, Lakewood Avenue from Scenic Drive to Laramie Drive and neighborhood within Sonoma Avenue, Laramie Drive, Lillian Drive, and Scenic Drive.

Latest Project Status:

On August 8, 2018, Council approved the project construction drawings and specifications, accepted the bid and awarded the construction contract to American Pavement Systems. Construction is anticipated to start in October 2018.



SB 1 Projects

Streets Preservation Program

Expenses		Revenues	
Project Code	SB1	City Funds	\$0
Project Budget	\$1,516,810	Federal Funds	\$0
Encumbered	\$1,516,810	State Funds	\$1,516,810
Expended	\$219,776	Other Funds	\$0
Available	\$1,297,037	Total	\$1,516,810
		Received	\$0

Estimated Completion Date: Ongoing annually from May through October

Phase: Annual Program

Overall Project Details:

- SB1 funding provides an average of 100 lane miles of residential street preservation each season
- Preservation program applies Type II slurry made up of emulsion oil and aggregate to seal road surface
- Type II slurry adds five to seven years to street longevity

Project Status:

- 2019 Fiscal year seasonal program launched in July and will continue (weather permitting) until October 1st. Work will resume in May 2019.
- 25 lane miles have been completed in July



Slurry Seal Project

Community & Economic Development

Right Turn Lane at Prescott & Plaza

Expenses		Revenues	
Project Code	100603	City Funds	\$110,330
Project Budget	\$1,110,330	Federal Funds	\$1,000,000
Encumbered	\$667,463	State Funds	\$0
Expended	\$266,278	Other Funds	\$0
Available	\$176,589	Total	\$1,110,330
		Received	\$0

Completion Date: October 2018

Phase: Construction

Overall Project Details:

Construction of the project will provide for a new dedicated right turn lane on Prescott Road to reduce the amount of southbound congestion. Improvements include relocation of a traffic signal, dry utilities (AT&T and Comcast) and landscape improvements.

Latest Project Status:

on January 23, 2018, Council approved the project construction drawings and specifications, accepted the bid and awarded the construction contract to Cazadoro Construction. Contractor has completed its relocation of dry utilities, and existing pavement and sidewalk have been removed. Contractor preparing subgrade for paving next week.



Claus Road Pavement Rehabilitation Project

Expenses		Revenues	
Project Code	100708	City Funds	\$0
Project Budget	\$2,143,750	Federal Funds	\$2,143,750
Encumbered	\$1,588,636	State Funds	\$0
Expended	\$287,799	Other Funds	\$0
Available	\$309,124	Total	\$2,143,750
		Received	\$0

Completion Date: December 2018

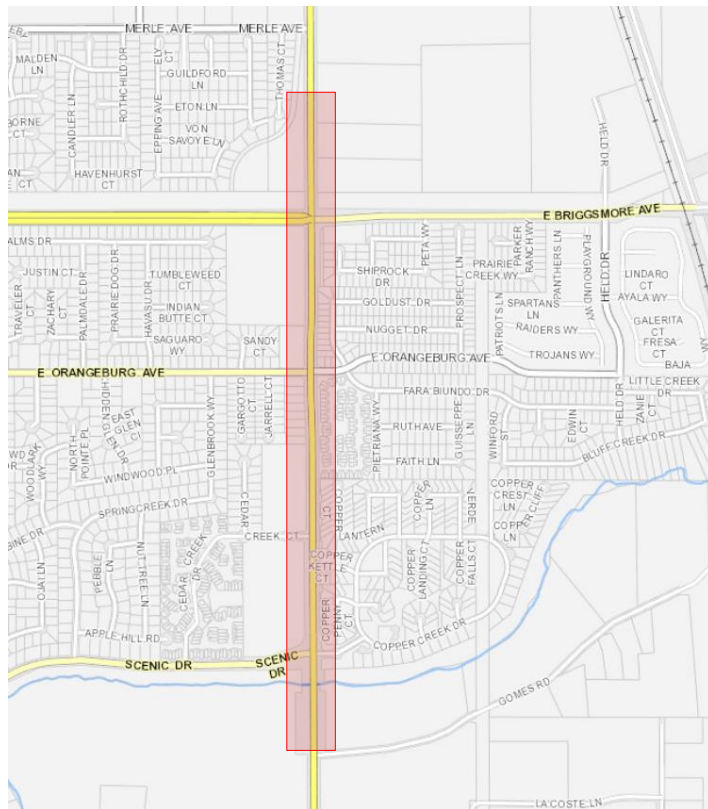
Phase: Construction

Overall Project Details:

This project includes the rehabilitation of deteriorated pavement on Claus Road from Gomes Road to 700' north of Briggsmore Avenue. This road segment will be milled (grind) and overlaid with new asphalt pavement surface. Other improvements include installation of ADA curb ramps, Class IV bicycle facility, traffic signal modifications, vehicle detection cameras and new traffic striping.

Latest Project Status:

Council awarded the construction contract to DSS Company dba Knife River on May 22, 2018. Notice to proceed has been issued to the contractor and construction has begun. Paving is complete as of 8/8/2018 and striping layout was scheduled to begin on 8/13/18.



Approximate Project Boundaries



Parks, Recreation & Neighborhoods

Remnant Dennett Dam Removal

Expenses		Revenues	
Project Code	100993	City Funds	\$0
Project Budget	\$2,028,204	Federal Funds	\$0
Encumbered	\$0	State Funds	\$1,988,204
Expended	\$56,266	Other Funds	\$40,000
Available	\$1,971,938	Total Received	\$2,028,204
			\$0

Estimated Completion Date: October 15, 2018

Phase: Construction

Overall Project Details:

This project, though technically not a Capital Improvement Project, will remove the Remnant of the Dennett Dam which has been in the Tuolumne River since the 1930s.

Latest Project Status:

Project construction is expected to begin in mid to late July 2018.



Current View



Temporary Cofferdam Installation

TRRP Phase 2

Expenses		Revenues	
Project Code	100599	City Funds	\$229,000
Project Budget	\$3,048,155	Federal Funds	\$451,060
Encumbered	\$462,858	State Funds	\$2,200,000
Expended	\$2,528,045	Other Funds	\$168,095
Available	\$57,252	Total	\$3,048,155
		Received	\$994,912

Estimated Completion Date: Fall 2018

Phase: Construction

Overall Project Details:

Construction of Trails, Outdoor Classroom, Observation Deck, Backwater Channel, Pedestrian Bridge and habitat restoration work in the TRRP Gateway Parcel between the 7th Street Bridge and Highway 99.

Latest Project Status:

Project started construction in July 2016 and was delayed due to flooding along the Tuolumne River for more than a year. Construction started again in November 2017 and the majority of the work is completed. However, in May 2018 a Swainson's Hawk nest was found close to the project site and construction was halted as we addressed the project's impact on the Threatened Bird Nest. Construction resumed after the youth bird fledged in late July.



Project Overview from Tuolumne Blvd



Seating Area

Utilities

Del Rio Replacement Well 271

Expenses		Revenues	
Project Code	100506	City Funds	\$ 3,231,122
Project Budget	\$3,231,122	Federal Funds	\$0
Encumbered	\$1,026,222	State Funds	\$0
Expended	\$688,028	Other Funds	\$0
Available	\$1,516,872	Total Received	\$0

Completion Date: October 2018

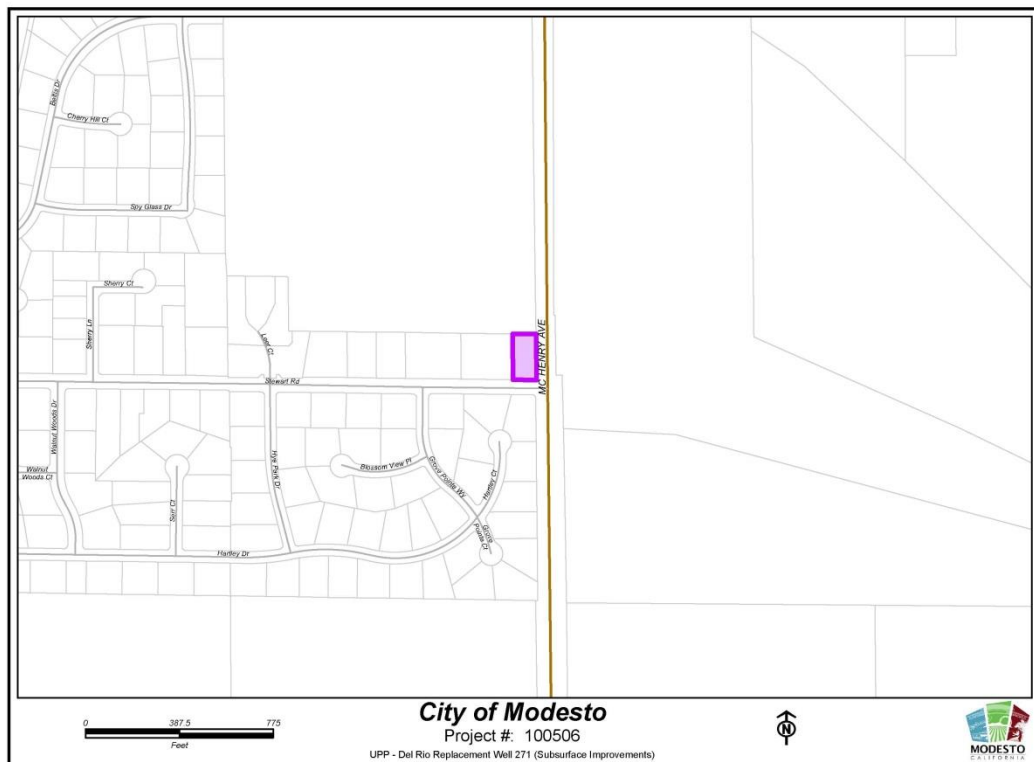
Phase: Construction Subsurface Phase (Drilling)

Overall Project Details:

Del Rio Replacement Well 271 will construct a 1,000 gallon-per-minute potable water well at the corner of Stewart and McHenry in the Del Rio Service Area. This portion of the project will only be responsible for the drilling of the well. Surface improvements are at 90% and are anticipated to be out to bid as the subsurface improvements are completed in October 2018.

Latest Project Status:

Drilling / Construction activities are set to begin on September 10, 2018.



Water Corporation Yard

Expenses		Revenues	
Project Code	100812	City Funds	\$19,711,500
Project Budget	\$19,711,500	Federal Funds	\$0
Encumbered	\$14,698,075	State Funds	\$0
Expended	\$3,289,891	Other Funds	\$0
Available	\$1,723,564	Total	\$0
		Received	\$0

Completion Date: October 2019

Phase: Construction Subsurface Phase (Drilling)

Overall Project Details:


The project will consolidate the Utilities Department Water Services Division’s three locations into one location at 4240 Litt Road. The project will be delivered utilizing the design build procurement method. In addition, the project will construct a satellite maintenance yard for Parks Operations. Improvements include an administration building, post framed storage structure, maintenance storage structure, site improvements and vehicle/tire washout.

Latest Project Status:

The design build team of Diede Construction has turned in the following plans to the City for review: 95% improvement plans for the maintenance storage structure & post-framed storage structure, 65% Water Administration Building Plans and 65% Site Improvement Plans.



OPEN OFFICE SOUTH VIEW



OPEN OFFICE NORTH VIEW

INTERIOR VIEWS

MODESTO WATER CORP YARD
ADMINISTRATION BUILDING - INTERIOR FINISHES



LDA Partners
DESIGNERS & ARCHITECTS

Grogan Park Production Well

Expenses		Revenues	
Project Code	101035	City Funds	\$2,548,728
Project Budget	\$2,548,728	Federal Funds	\$0
Encumbered	\$1,613,641	State Funds	\$0
Expended	\$473,803	Other Funds	\$0
Available	\$461,284	Total	\$0
		Received	\$0

Completion Date: November 2018

Phase: Construction Surface Improvements

Overall Project Details:

This project will provide a 1,500 gallon-per-minute potable well to serve the Tivoli specific plan area at the corner of Sylvan Avenue and Litt Road. Surface improvements will include the well pump, yard piping, mechanical, electrical and structural components.

Latest Project Status:

Project is 60% complete. Most of the yard piping and masonry wall have been installed. Electrical components are being prepared to be installed, connections have been made to to existing water and sewer on Sylvan Avenue and foundations have been prepared and poured.



Grogan Park (Tivoli) Production Well

Design Phase

Department	Project Name	Design Amount	Total Project Amount
Fire	MFD Station No.1 Roof Replacement	\$25,000	\$337,850
Parks Recreation & Neighborhoods	KKMC Front Door Replacement	\$100,000	1,200,000
Parks Recreation & Neighborhoods	Virginia Corridor Phase 7	\$500,000	\$4,514,442
Parks Recreation & Neighborhoods	Ralston Tower Park Renovation	\$100,000	\$1,200,000
Parks Recreation & Neighborhoods	Downey Shade Structure Replacement	\$25,000	\$250,000
Parks Recreation & Neighborhoods	The Awesome Spot Playground	Community	\$2,500,000
Parks Recreation & Neighborhoods	Carpenter Road Soccer Complex	\$35,000	\$1,035,000
Parks Recreation & Neighborhoods	TRRP Neece Drive Boat Launch	\$139,000	\$805,000
Parks Recreation & Neighborhoods	TRRP River Overlook	\$120,000	\$849,940
Parks Recreation & Neighborhoods	John Thurman Field Capital Improvements	\$Varies	\$Varies
Public Works Fleet	100451 – Fleet Services Heavy Duty Maintenance Bays	\$700,935	\$5,533,141
Public Works Traffic	100967 – High Friction Road Surface Treatment	\$50,000	\$50,000
Public Works Transit	101008 – Electric Buses and Charging	\$0	\$4,637,000
Public Works Transit	101045 – Transit Center Expansion	\$70,000	\$325,000
Public Works Transit	101095 – Transit Center Improvements	\$523,544	\$523,544
Public Works Transit	101014 – Amtrak Station Parking Expansion	\$63,000	\$183,171
Utilities	Groundwater Monitoring Wells	\$325,000	\$1,835,000