

**August 2018**

## **City Manager's Update**

Monthly Report to the City of Modesto  
City Council & Community



# City Manager's Monthly Update

## Table of Contents

Monthly Financials.....3  
Police Department....9  
Measure L .....10  
Community & Economic  
Development.....14  
Parks, Recreation &  
Neighborhoods.....16  
Public Works.....18  
Utilities.....20  
Design Phase.....25

### Council and Community:

I'm thrilled to present this month's update to the Capital Improvement Program. Our team accomplished a lot in August, and in the pages to come you will read about the status of each major project.

Here are highlights of specific accomplishments you'll read about for the month of August:

- For **Parks, Recreation, and Neighborhoods**, Phase 2 of the Tuolumne River Regional Park project experienced significant progress. The contractor completed a majority of the construction of the trails, outdoor classroom, observation deck, backwater channel, pedestrian bridge, and habitat restoration work between the 7<sup>th</sup> Street Bridge and Highway 99. Considerable work was also accomplished on the removal of the Dennett Dam, including the diversion of the Tuolumne River.
- For the **Public Works** Advanced Transit Management System Upgrade, three miles of fiber optic cabling was installed, along with new cameras at the intersections of Lakewood and Briggsmore and Claus and Briggsmore.
- In the **Utilities Department**, much of the electrical components of the Grogan Park Production Well have been installed. Additionally, many critical supplies of the Water Corporation Yard construction were delivered, and the contractor's trailer was set up on site. For the Ceres Trunk Rehabilitation project, the contractor completed the new sewer section under State Route 99.

As always, please let me know if you have any suggestions on sharing this material with the community.

I look forward to seeing the great work of our teams in the month of September.

Joseph P. Lopez  
City Manager

# Fiscal Year 2018-19

## August 2018 Monthly Financial Report

### City of Modesto, California

Through August 31, 2018\*

#### General Fund Overview

	Monthly Actuals Received/ Expended	Monthly % of Total Budget	YTD Actuals	2018/19 Operating Budget	% of Total Budget Received/ Expended
<b>Revenues</b>	\$ 9,964,375	7.8%	\$ 5,904,393	\$ 128,091,322	4.6%
<b>Expenditures</b>	\$ 8,507,853	6.2%	\$ 27,027,173	\$ 137,113,010	19.7%
<b>Revenue Over Expenditure Variance</b>	\$ 1,456,522		\$ (21,122,780)	\$ (9,021,688)	

#### Summary

##### Revenue Overview

The City has received \$9.96 million in General Fund revenues in the month of August 2018. These revenues were received mainly in the areas of Business License/Mill Tax (\$2.45M), Sales Tax (\$2.13M) and Utility Users Tax (\$1.92M). Looking at the YTD Actuals, one will notice that the amount received in this column of \$5.9M is lower than the amount that was received for the month of August 2018. This is caused by the accounting accruals that occur in the month of July. In July of 2018, some revenues received for categories like Sales Tax, Franchise Fees, and Business License/Mill Tax are accrued back to the prior fiscal year in which they were accountable. This means that the month of July typically has a negative revenue balance each fiscal year to account for said accruals.

##### Expenditure Overview

The City has expended \$8.5 million in General Fund dollars in the month of August 2018. This represents approximately 6.2% of the total FY 2018-19 Operating Budget. To date, there have been total expenditures of \$27.03 million or 19.7% of the total expense budget. The year-to-date total is higher than previous years, but this is largely due to the lump sum payment to CalPERS for the Unfunded Accrued Liability payment that was required at the beginning of the fiscal year in July 2018. This payment was in the amount of \$11.85 million for the General Fund portion of the expense (which is approximately \$2M higher than FY 2017-18).

The majority of expenditures that occurred during the month of August 2018 originated from the Public Safety Departments (\$6.1M) and were related to salary and benefit charges. The salary and benefit expenses for the Police and Fire Departments totaled \$5.3 million in the month of August 2018. All remaining salary and benefit expenditures from General Fund departments totaled \$1.3 million. The total remaining expenditures across the categories of discretionary expenditures, internal service fund expenditures and transfers out of the General Fund were approximately \$1.1 million.

# Fiscal Year 2018-19

## August 2018 Monthly Financial Report

### City of Modesto, California

Through August 31, 2018\*

#### General Fund Revenues Overview

Revenue Category	Monthly Actuals Received	Monthly % of Total Budget	YTD Actuals	2018/19 Operating Budget	% of Total Budget Received
1 Property Tax - Property	815,225	4.9%	153,785	16,681,597	0.9%
2 Property Tax - VLF Swap	-	0.0%	-	16,762,272	0.0%
3 Sales Tax	2,128,188	6.8%	(26,588)	31,238,582	-0.1%
4 Utility Users Tax	1,919,299	9.1%	1,922,406	21,118,548	9.1%
5 Business License/Mill Tax	2,448,106	20.4%	1,077,209	12,000,000	9.0%
6 Franchise Fees	927,782	19.2%	46,908	4,822,834	1.0%
7 Transient Occupancy Tax	270,418	10.0%	89,385	2,700,100	3.3%
8 Construction Revenues	207,536	8.6%	348,801	2,404,911	14.5%
9 Departmental Revenues	1,247,821	7.0%	2,292,487	17,901,484	12.8%
10 Motor Vehicle Fees	-	0.0%	-	215,000	0.0%
11 Transfers In	-	0.0%	-	2,245,994	0.0%
<b>Total</b>	<b>9,964,375</b>	<b>7.8%</b>	<b>5,904,393</b>	<b>128,091,322</b>	<b>4.6%</b>

#### Monthly Actuals Notes

- 1 **Property Tax -Property** - As of August 2018, the City has received \$153K in Property Tax revenues. At this point in time, the City has not received either installment of Property Tax but should receive the first installment by December/January of this fiscal year.
- 2 **Property Tax - VLF Swap** - No VLF Swap revenue has been received to date. The first payment is typically received in December/January during the fiscal year.
- 3 **Sales Tax** - In August 2018, the City received a payment of Sales Tax for the month of June 2017. The amount will ultimately be journaled back into the previous fiscal year as it was for Sales Tax receipted in FY 2017-18. The first sales tax payment to the City for the current fiscal year will be received in September 2018.
- 4 **Utility Users Tax** - In August 2018, the City received a payment of \$1.9M. While this revenue came in slightly lower for the month of August compared to the previous fiscal year, this category is up overall in the first two months compared to last year by approximately \$183k.
- 5 **Business License/Mill Tax** - Revenues received through the first two months of the current fiscal year are down by approximately \$1.1M from the previous fiscal year but this is mainly due to the larger accrual that occurred in the month of July 2018 when compared to last year.
- 9 **Departmental Revenues** - A majority of the revenues received in this category in August 2018 have been received from Non-Departmental (\$522k), Police Department (\$260k) and the Parks, Recreation and Neighborhoods Department (\$199k).
- 11 **Transfers In** - No transfers in to the General Fund have been made as these are generally made at the end of the fiscal year.

# Fiscal Year 2018-19

## August 2018 Monthly Financial Report

### City of Modesto, California

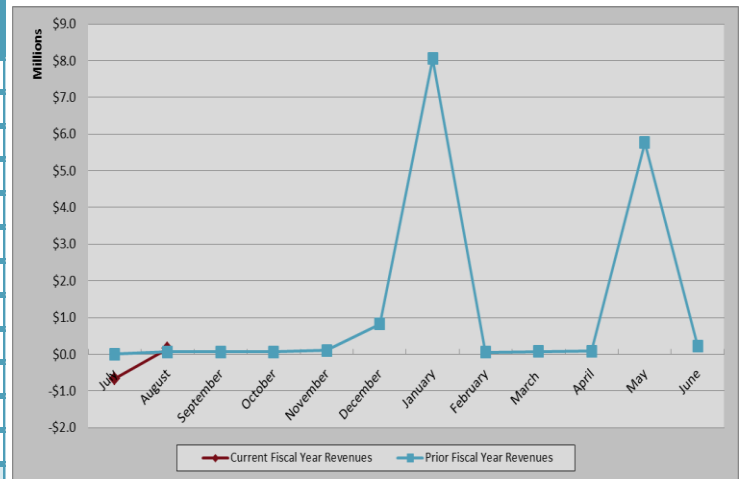
Through August 31, 2018

#### General Fund Revenue Overview

#### GENERAL FUND MAJOR REVENUE SOURCES

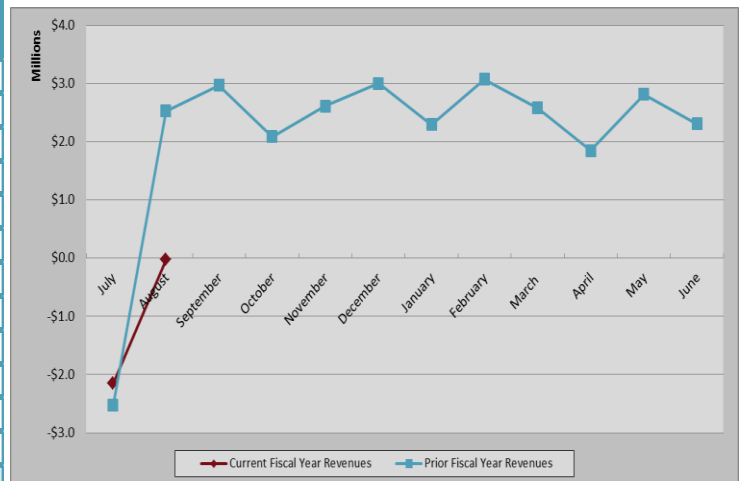
##### Property Tax - Property

	Current Fiscal Year Revenues	Prior Fiscal Year Revenues	Year-over-Year Variance
July	\$ (661,440)	\$ -	\$ (661,440)
August	\$ 153,785	\$ 60,576	\$ 93,209
September		\$ 60,760	\$ (60,760)
October		\$ 70,052	\$ (70,052)
November		\$ 103,043	\$ (103,043)
December		\$ 827,990	\$ (827,990)
January		\$ 8,058,707	\$ (8,058,707)
February		\$ 57,436	\$ (57,436)
March		\$ 78,752	\$ (78,752)
April		\$ 81,553	\$ (81,553)
May		\$ 5,769,629	\$ (5,769,629)
June		\$ 223,353	\$ (223,353)
<b>Totals</b>	<b>\$ (507,655)</b>	<b>\$ 15,391,851</b>	<b>\$ (15,899,506)</b>



##### Sales Tax

	Current Fiscal Year Revenues	Prior Fiscal Year Revenues	Year-over-Year Variance
July	\$ (2,154,776)	\$ (2,526,400)	\$ 371,624
August	\$ (26,588)	\$ 2,526,400	\$ (2,552,988)
September		\$ 2,966,090	\$ (2,966,090)
October		\$ 2,083,100	\$ (2,083,100)
November		\$ 2,609,202	\$ (2,609,202)
December		\$ 3,001,806	\$ (3,001,806)
January		\$ 2,293,945	\$ (2,293,945)
February		\$ 3,070,819	\$ (3,070,819)
March		\$ 2,581,936	\$ (2,581,936)
April		\$ 1,844,419	\$ (1,844,419)
May		\$ 2,814,769	\$ (2,814,769)
June		\$ 2,309,755	\$ (2,309,755)
<b>Totals</b>	<b>\$ (2,181,364)</b>	<b>\$ 25,575,841</b>	<b>\$ (27,757,205)</b>



# Fiscal Year 2018-19

## August 2018 Monthly Financial Report

### City of Modesto, California

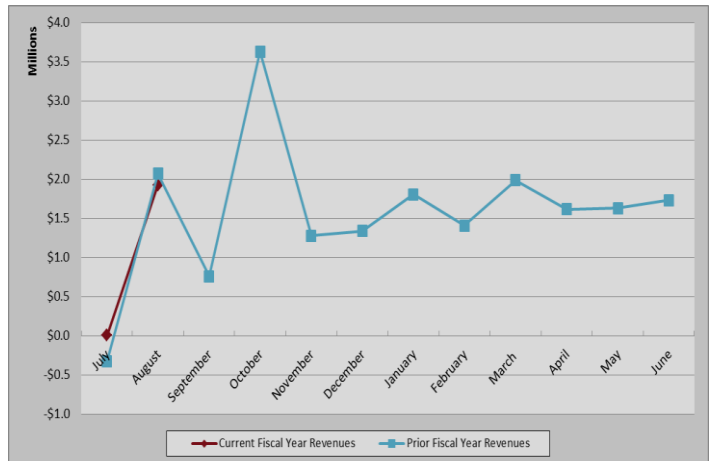
Through August 31, 2018

#### General Fund Revenue Overview

#### GENERAL FUND MAJOR REVENUE SOURCES

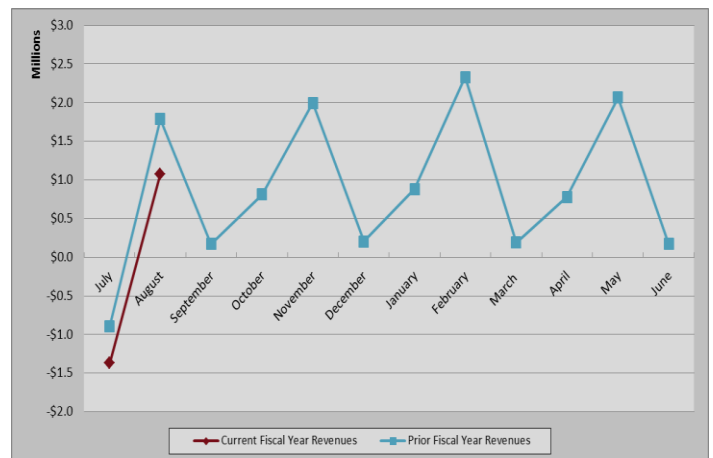
##### Utility Users Tax

	Current Fiscal Year Revenues	Prior Fiscal Year Revenues	Year-over-Year Variance
July	\$ 3,107	\$ (325,377)	\$ 328,484
August	\$ 1,922,406	\$ 2,067,807	\$ (145,401)
September		\$ 759,189	\$ (759,189)
October		\$ 3,628,790	\$ (3,628,790)
November		\$ 1,276,979	\$ (1,276,979)
December		\$ 1,335,670	\$ (1,335,670)
January		\$ 1,803,097	\$ (1,803,097)
February		\$ 1,406,063	\$ (1,406,063)
March		\$ 1,982,903	\$ (1,982,903)
April		\$ 1,615,842	\$ (1,615,842)
May		\$ 1,626,420	\$ (1,626,420)
June		\$ 1,731,273	\$ (1,731,273)
<b>Totals</b>	<b>\$ 1,925,513</b>	<b>\$ 18,908,656</b>	<b>\$ (16,983,143)</b>



##### Business License/Mill Tax

	Current Fiscal Year Revenues	Prior Fiscal Year Revenues	Year-over-Year Variance
July	\$ (1,370,897)	\$ (891,286)	\$ (479,611)
August	\$ 1,077,209	\$ 1,785,949	\$ (708,740)
September		\$ 171,019	\$ (171,019)
October		\$ 814,085	\$ (814,085)
November		\$ 1,997,729	\$ (1,997,729)
December		\$ 204,731	\$ (204,731)
January		\$ 881,085	\$ (881,085)
February		\$ 2,329,106	\$ (2,329,106)
March		\$ 189,083	\$ (189,083)
April		\$ 780,795	\$ (780,795)
May		\$ 2,065,338	\$ (2,065,338)
June		\$ 172,934	\$ (172,934)
<b>Totals</b>	<b>\$ (293,688)</b>	<b>\$ 10,500,568</b>	<b>\$ (10,794,256)</b>



# Fiscal Year 2018-19

## August 2018 Monthly Financial Report

### City of Modesto, California

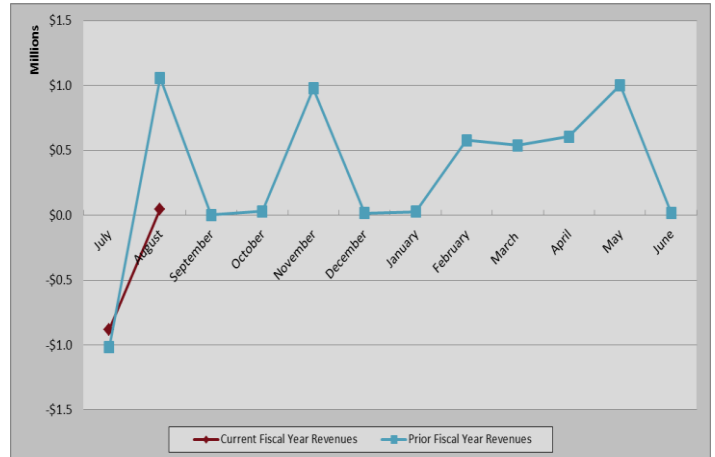
Through August 31, 2018

#### General Fund Revenue Overview

#### GENERAL FUND MAJOR REVENUE SOURCES

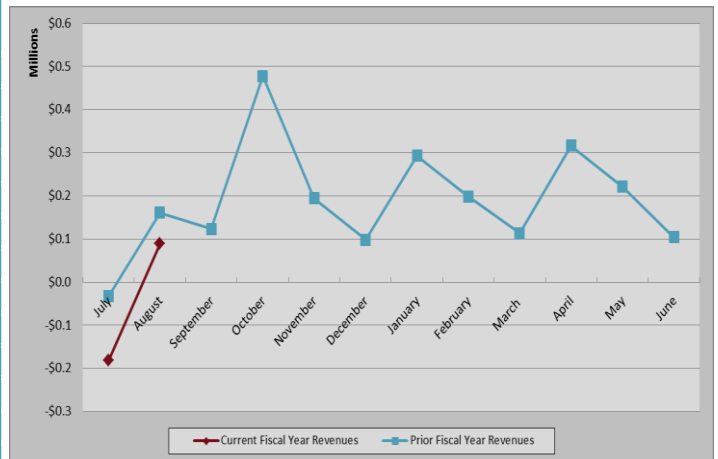
##### Franchise Fees

	Current Fiscal Year Revenues	Prior Fiscal Year Revenues	Year-over-Year Variance
July	\$ (880,874)	\$ (1,017,135)	\$ 136,261
August	\$ 46,908	\$ 1,057,453	\$ (1,010,545)
September		\$ 2,147	\$ (2,147)
October		\$ 28,325	\$ (28,325)
November		\$ 977,950	\$ (977,950)
December		\$ 16,912	\$ (16,912)
January		\$ 27,409	\$ (27,409)
February		\$ 577,825	\$ (577,825)
March		\$ 537,342	\$ (537,342)
April		\$ 604,421	\$ (604,421)
May		\$ 1,001,025	\$ (1,001,025)
June		\$ 17,616	\$ (17,616)
<b>Totals</b>	<b>\$ (833,966)</b>	<b>\$ 3,831,290</b>	<b>\$ (4,665,256)</b>



##### Transient Occupancy Tax

	Current Fiscal Year Revenues	Prior Fiscal Year Revenues	Year-over-Year Variance
July	\$ (181,033)	\$ (32,153)	\$ (148,880)
August	\$ 89,385	\$ 161,058	\$ (71,673)
September		\$ 123,759	\$ (123,759)
October		\$ 477,715	\$ (477,715)
November		\$ 194,020	\$ (194,020)
December		\$ 98,262	\$ (98,262)
January		\$ 293,434	\$ (293,434)
February		\$ 198,644	\$ (198,644)
March		\$ 112,991	\$ (112,991)
April		\$ 316,503	\$ (316,503)
May		\$ 221,484	\$ (221,484)
June		\$ 104,045	\$ (104,045)
<b>Totals</b>	<b>\$ (91,648)</b>	<b>\$ 2,269,762</b>	<b>\$ (2,361,410)</b>



# Fiscal Year 2018-19

## August 2018 Monthly Financial Report

### City of Modesto, California

Through August 31, 2018\*

#### General Fund Expenditures Overview

Department	Monthly Actuals Expended	Monthly % of Total Budget	YTD Actuals	2018/19 Operating Budget	% of Total Budget Expended
1 City Council	36,401	8.4%	69,829	435,799	16.0%
2 City Manager's Office	127,098	5.1%	615,686	2,470,787	24.9%
3 City Attorney's Office	104,488	4.7%	250,057	2,217,964	11.3%
4 City Clerks' Office	31,612	3.3%	84,330	964,498	8.7%
5 Office of the City Auditor	54,028	15.7%	83,517	345,142	24.2%
6 Finance Department	334,491	6.9%	836,783	4,876,837	17.2%
7 Community & Economic Development Department	389,758	5.9%	1,094,061	6,639,689	16.5%
8 Human Resources Department	148,885	9.1%	347,969	1,632,005	21.3%
9 Fire Department	2,286,505	7.1%	8,118,418	32,158,244	25.2%
10 Police Department	3,785,835	5.8%	13,494,955	65,068,853	20.7%
11 Parks, Recreation & Neighborhoods	923,169	7.9%	1,917,620	11,759,837	16.3%
12 Public Works Department	37,428	6.8%	105,016	553,709	19.0%
13 Non-Departmental	248,155	64.5%	8,932	385,000	2.3%
14 Transfers Out	-	0.0%	-	7,604,645	0.0%
<b>Total</b>	<b>8,507,853</b>	<b>6.2%</b>	<b>27,027,173</b>	<b>137,113,009</b>	<b>19.7%</b>

#### Monthly Actuals Notes

- City Council** - The City Council had a total of \$36 in expenditures in the month of August 2018. \$22k of the expenditures were for salary and benefit expenses, \$8k were for internal service fund charges, and \$6k were for discretionary expenses. This is an increase of \$3k in expenses from the previous month primarily in discretionary expenditures.
- City Manager's Office** - The City Manager's Office had a total of \$127k in expenditures in the month of August 2018. \$97k of the expenditures were for salary and benefit expenses, \$14k were for internal service fund charges, and \$16k were for discretionary charges.
- City Attorney's Office** - The City Attorney's Office had a total of \$142k in expenditures in the month of August 2018. \$32k of the expenditures were for salary and benefit expenses, \$17k were for internal service fund charges, and \$93k were for discretionary expenses. This is a decrease of \$41k in expenses from the previous month mainly in the discretionary expense category.
- Finance Department** - The Finance Department had a total of \$334k in expenditures in the month of August 2018. \$229k of the expenditures were for salary and benefit expenses, \$33k were for internal service fund charges, and \$92k were for discretionary expenses. There was also \$20k received as an offsetting expense for direct charge revenue.
- Community & Economic Development Department** - C&ED had a total of \$390k in expenditures in the month of August 2018. \$299k in expenditures were for salary and benefit expenses, \$51k were for internal service fund charges, and \$65k were for discretionary expenses. There was also \$26k received as an offsetting expense for direct charge revenue.
- Fire Department** - The Fire Department had a total of \$2.29 million in expenditures in the month of August 2018. \$2.05 million of the expenditures were for salary and benefit expenses, \$79k were for internal service fund charges, and \$152k were for discretionary expenses.
- Police Department** - The Police Department has a total of \$3.79 million in expenditures in the month of August 2018. \$3.20 million of the expenditures were for salary and benefit expenses, \$234k were for internal service fund charges, and \$391k were for discretionary expenses. There was also \$38k received as an offsetting expense for direct charge revenue.

# MODESTO POLICE DEPARTMENT

## UCR ARREST AND CRIME STATISTICS

2018

### ARRESTS

MONTH	2016	2017	2018
JANUARY	921	969	1194
FEBRUARY	1034	941	1021
MARCH	1031	1014	1306
APRIL	1111	1042	1057
MAY	1154	953	1181
JUNE	972	939	1313
JULY	910	1059	1109
AUGUST	1223	1066	
SEPTEMBER	1161	1018	
OCTOBER	969	1049	
NOVEMBER	816	1085	
DECEMBER	823	1078	
<b>TOTAL</b>	<b>12125</b>	<b>12213</b>	<b>8181</b>

### July

#### YTD Comparison (2017 to 2018)

Crime Type	Over/Under	% Change
Part 1	-441	-7%
Auto Theft	-156	-19%
Commercial	-34	-10%
Larceny	-125	-4%
Residential	-105	-24%
Robbery	-51	-17%

### PART 1

MONTH	2016	2017	2018
JANUARY	1087	959	899
FEBRUARY	1019	823	749
MARCH	1048	900	802
APRIL	1001	888	819
MAY	977	891	899
JUNE	912	827	761
JULY	869	884	802
<b>TOTAL</b>	<b>6913</b>	<b>6172</b>	<b>5731</b>

### AUTO THEFT

MONTH	2016	2017	2018
JANUARY	158	124	115
FEBRUARY	156	114	91
MARCH	141	121	100
APRIL	123	111	88
MAY	113	146	110
JUNE	144	102	78
JULY	120	119	99
<b>TOTAL</b>	<b>955</b>	<b>837</b>	<b>681</b>

### COMMERCIAL BURG

MONTH	2016	2017	2018
JANUARY	57	59	52
FEBRUARY	50	47	41
MARCH	35	46	46
APRIL	42	49	45
MAY	24	55	46
JUNE	38	35	35
JULY	34	37	29
<b>TOTAL</b>	<b>280</b>	<b>328</b>	<b>294</b>

### LARCENY

MONTH	2016	2017	2018
JANUARY	636	523	493
FEBRUARY	563	457	441
MARCH	603	493	437
APRIL	579	481	470
MAY	519	463	528
JUNE	512	480	450
JULY	452	486	439
<b>TOTAL</b>	<b>3864</b>	<b>3383</b>	<b>3258</b>

### RESIDENTIAL BURG

MONTH	2016	2017	2018
JANUARY	89	81	53
FEBRUARY	87	69	49
MARCH	97	56	43
APRIL	78	71	52
MAY	94	59	44
JUNE	72	37	58
JULY	71	72	41
<b>TOTAL</b>	<b>588</b>	<b>445</b>	<b>340</b>

### ROBBERIES

MONTH	2016	2017	2018
JANUARY	50	60	50
FEBRUARY	44	38	31
MARCH	31	45	25
APRIL	42	37	37
MAY	36	37	33
JUNE	37	36	28
JULY	38	42	40
<b>TOTAL</b>	<b>278</b>	<b>295</b>	<b>244</b>

As of 2017 Non-Agg Assaults are no longer included as part of Part 1 crimes. This will be the case from here on out.

# Measure L Projects

## Replace Obsolete Traffic Signal Controllers

Expenses		Revenues	
Project Code	101043	City Funds	\$0
Project Budget	\$585,000	Federal Funds	\$0
Encumbered	\$585,000	State Funds	\$0
Expended	\$185,776	Measure L	\$585,000
Available	\$399,224	Total	\$585,000
		Received	\$109,177

**Completion Date:** May 2019

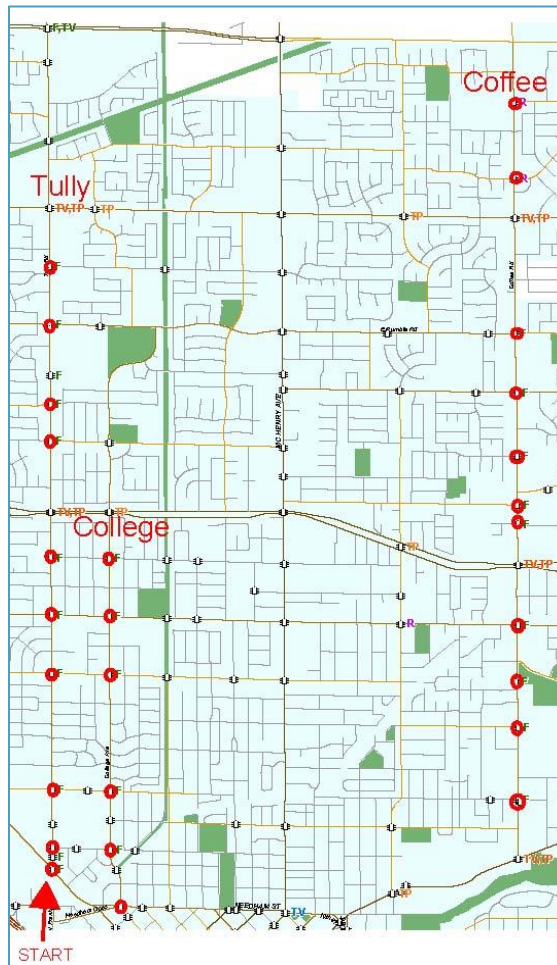
**Phase:** Installation

**Overall Project Details:**

This project will replace 100 - 170 obsolete traffic signal controllers with 2070 LX traffic signal controllers.

**Latest Project Status:**

The installation of traffic controllers on Coffee Road is complete and installation on Tully/College is 70% complete.



# Carpenter Road Street Improvements

Expenses		Revenues	
Project Code	101036	City Funds	\$46,800
Project Budget	\$2,946,800	Federal Funds	\$0
Encumbered	\$2,229,337	State Funds	\$0
Expended	\$311,919	Measure L	\$2,900,000
Available	\$2,204,662	Total	\$2,946,800
		Received	\$2,946,800

**Completion Date:** November 2018

**Phase:** Construction

**Overall Project Details:**

The Carpenter Road Street Improvements project is a pavement rehabilitation project starting from the Chicago Avenue intersection and proceeding north to approximately Kansas Avenue. The length of the project is 1.5 miles. Improvements include roadway resurfacing and/or reconstruction, new signage and striping, American's with Disabilities Act of 1990 (ADA) upgrades, storm drainage system improvements, bike lanes, and signal upgrades where needed.

**Latest Project Status:**

Contractor has completed roadway excavation, surface pavement grinding and replacement of existing drainage inlets with new inlets. Leveling course work anticipated to be completed by September 8<sup>th</sup> followed by placement of asphalt. Project remains on schedule.



**Surface Condition Prior to Leveling**



**Leveling Course Work**



**Leveled Surface**

# Standiford Avenue Rehabilitation Project

Expenses		Revenues		
Project Code	101088	City Funds	*MOE	\$130,000
Project Budget	\$3,335,920	Federal Funds		\$0
Encumbered	\$2,592,331	State Funds		\$0
Expended	\$228,290	Measure L		\$3,205,920
Available	\$515,299	Total		\$3,335,920
		Received		\$3,335,920

**Completion Date:** December 17, 2018

**Phase:** Construction

**Overall Project Details:**

This project begins at Dale Road and proceeds east to approximately Sherwood Avenue. The length of this project is 2.97 miles. Improvements include roadway resurfacing and/or reconstruction, new signage, and striping, ADA upgrades, storm drainage system improvements, and signal upgrades (including detection cameras) where needed.

**Latest Project Status:**

The contractor has started demolition of the curb returns in preparation for the ADA curb ramps.



# Lakewood Street Improvements

Expenses		Revenues		
Project Code	101037	City Funds	*MOE	\$375,000
Project Budget	\$2,899,758	Federal Funds		\$0
Encumbered	\$0	State Funds		\$0
Expended	\$315,502	Measure L		\$2,524,758
Available	\$2,584,256	Total		\$2,899,758
		Received		\$2,899,758

**Completion Date:** March 2019

**Phase:** Construction

**Overall Project Details:**

This project consists of rubberized cape seal, restriping, and ADA ramp upgrades to Sonoma Avenue from Scenic Drive to Laramie Drive, Lakewood Avenue from Scenic Drive to Laramie Drive and neighborhood within Sonoma Avenue, Laramie Drive, Lillian Drive, and Scenic Drive.

**Latest Project Status:**

Construction is scheduled to begin on September 17<sup>th</sup>.



# Community & Economic Development

## Right Turn Lane at Prescott & Plaza

Expenses		Revenues	
Project Code	100603	City Funds	\$110,330
Project Budget	\$1,110,330	Federal Funds	\$1,000,000
Encumbered	\$356,078	State Funds	\$0
Expended	\$578,358	Other Funds	\$0
Available	\$166,894	Total	\$1,110,330
		Received	\$0

**Completion Date:** October 2018


**Phase:** Construction

**Overall Project Details:**

Construction of the project will provide for a new dedicated right turn lane on Prescott Road to reduce the amount of southbound congestion. Improvements include relocation of a traffic signal, dry utilities (AT&T and Comcast) and landscape improvements.

**Latest Project Status:**

Contractor has completed installation of new sidewalk, curb, and gutter on Prescott Road, switched over to the new traffic signal, set new parking lot light, and is preparing the landscape area. Next steps will be to prepare for installation of new ADA curb ramps and paving on Prescott Road and the intersection area.



# Claus Road Pavement Rehabilitation Project

Expenses		Revenues	
Project Code	100708	City Funds	\$0
Project Budget	\$2,143,750	Federal Funds	\$2,143,750
Encumbered	\$1,170,454	State Funds	\$0
Expended	\$744,073	Other Funds	\$0
Available	\$229,223	Total	\$2,143,750
		Received	\$0

**Completion Date:** December 2018

**Phase:** Construction

### Overall Project Details:

This project includes the rehabilitation of deteriorated pavement on Claus Road from Gomes Road to 700' north of Briggsmore Avenue. This road segment will be milled (grind) and overlaid with new asphalt pavement surface. Other improvements include installation of ADA curb ramps, Class IV bicycle facility, traffic signal modifications, vehicle detection cameras and new traffic striping.

### Latest Project Status:

The contractor is currently installing concrete islands for the bike path and bus stops.



# Parks, Recreation & Neighborhoods

## Remnant Dennett Dam Removal

Expenses		Revenues	
Project Code	100993	City Funds	\$0
Project Budget	\$2,028,204	Federal Funds	\$0
Encumbered	\$939,358	State Funds	\$1,988,204
Expended	\$107,421	Other Funds	\$40,000
Available	\$981,425	Total Received	\$2,028,204

**Estimated Completion Date:** October 15, 2018

**Phase:** Construction

### Overall Project Details:

This project, though technically not a Capital Improvement Project, will remove the Remnant of the Dennett Dam which has been in the Tuolumne River since the 1930s.

### Latest Project Status:

Project construction began on July 30, 2018 and has moved rapidly during the month of August. The remnant of the Dennett Dam has been removed and the project has made significant strides toward completion.



Removal of twenty foot long sheet piles from Remnant Dennett Dam



Removal of Old 9<sup>th</sup> Street Bridge footings from Tuolumne river bed

# Tuolumne River Regional Park (TRRP) Phase 2

Expenses		Revenues	
Project Code	100599	City Funds	\$229,000
Project Budget	\$3,048,155	Federal Funds	\$451,060
Encumbered	\$462,858	State Funds	\$2,200,000
Expended	\$2,539,732	Other Funds	\$168,095
Available	\$57,252	Total	\$3,048,155
		Received	\$994,912

**Estimated Completion Date:** Fall 2018

**Phase:** Construction

**Overall Project Details:**

Construction of Trails, Outdoor Classroom, Observation Deck, Backwater Channel, Pedestrian Bridge and habitat restoration work in the TRRP Gateway Parcel between the 7<sup>th</sup> Street Bridge and Highway 99.

**Latest Project Status:**

Project started construction in July 2016 and was delayed due to flooding along the Tuolumne River for more than a year. Construction resumed in November 2017 and the majority of the work is completed. In May 2018 a Swainson’s Hawk nest was found close to the project site and construction halted once again as we addressed the project impacts to the Threatened Bird Nest. Construction started again after the one youth bird fledged in late July. Construction was nearly complete at the end of August 2018.



**Project Overview from Tuolumne Blvd**



**Seating Area**

# Public Works

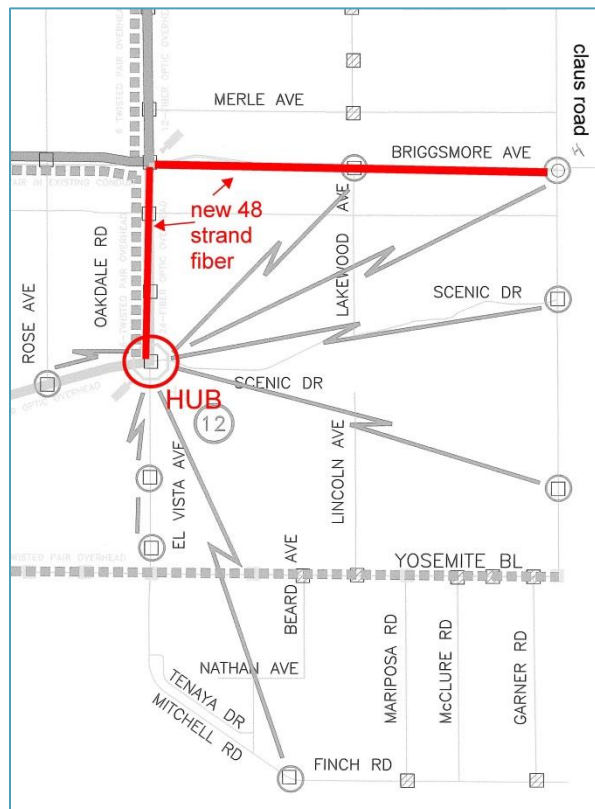
## Advanced Transit Management System Upgrade Briggsmore Avenue

Expenses		Revenues	
Project Code	100721	City Funds	\$0
Project Budget	\$424,361	Federal Funds	\$400,000
Encumbered	\$424,361	State Funds	\$0
Expended	\$373,752	Other Funds	\$24,361
Available	\$50,609	Total	\$424,361
		Received	\$369,964

**Completion Date:** Completed  
**Phase:** Construction Close Out

**Overall Project Details:**  
 This project consists of installing fiber optic cables and two CCTV cameras.

**Latest Project Status:**  
 The project is complete and Construction Administration will close out the project.



Communications Network Implementation Plan

# Synchronize Traffic Signals outside Downtown Modesto

Expenses		Revenues	
Project Code	100940	City Funds	\$0
Project Budget	\$400,000	Federal Funds	\$400,000
Encumbered	\$400,000	State Funds	\$0
Expended	\$27,032	Other Funds	\$0
Available	\$372,968	Total	\$400,000
		Received	\$21,849

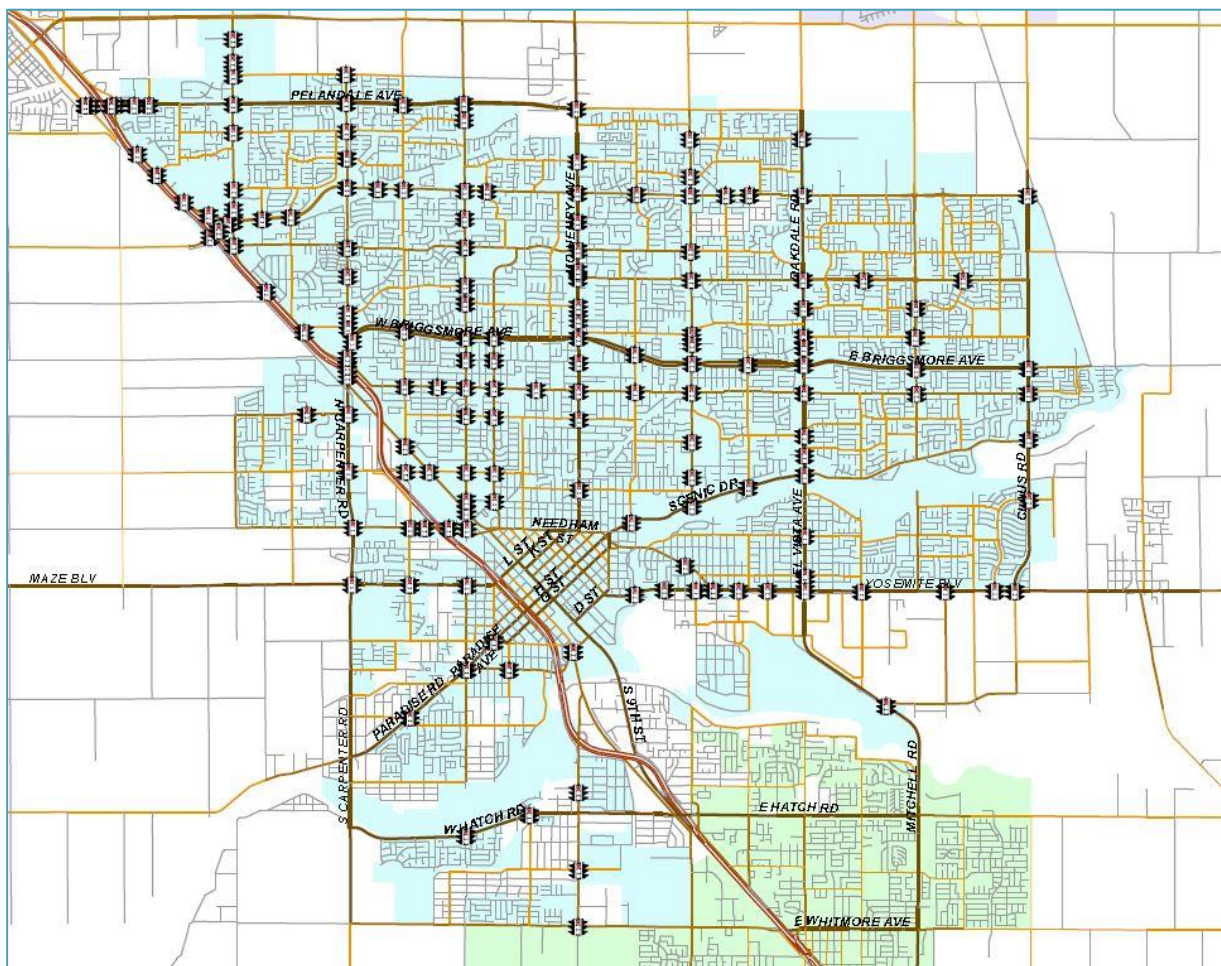
**Completion Date:** May 2019  
**Phase:** Construction Close Out

**Overall Project Details:**

This project will retime 156 traffic signals outside of the downtown area with new coordination timing plans.

**Latest Project Status:**

Staff is currently reviewing Requests for Proposals (RFP).



# Utilities

## Ceres Trunk Rehabilitation

Expenses		Revenues	
Project Code	100683	City Funds	\$7,834,614
Project Budget	\$7,834,614	Federal Funds	\$
Encumbered	\$943,878	State Funds	\$
Expended	\$943,878	Other Funds	\$
Available	\$1,088,729	Total Received	\$7,834,614

**Completion Date:** January 2019

**Phase:** Construction

**Overall Project Details:**

The proposed improvements will replace approximately 3,500 ft. of sewer pipe from the Shackelford Crossing heading north along Zeff Rd, rehab the existing pipe and install a secondary line beneath SR 99 for about 800 ft. The project also includes an installation of a Parshall Flume at Hosmer & 9<sup>th</sup> Street.

**Latest Project Status:**

The Contractor (Rolfe Construction) completed the new sewer trunk section under SR 99 via the “Jack and Bore” method which is a trenchless method of installation.



# Del Rio Replacement Well 271

Expenses		Revenues	
Project Code	100506	City Funds	\$ 3,231,122
Project Budget	\$3,231,122	Federal Funds	\$0
Encumbered	\$977,171	State Funds	\$0
Expended	\$796,185	Other Funds	\$0
Available	\$1,457,766	Total	\$0
		Received	\$0

**Completion Date:** December 2018

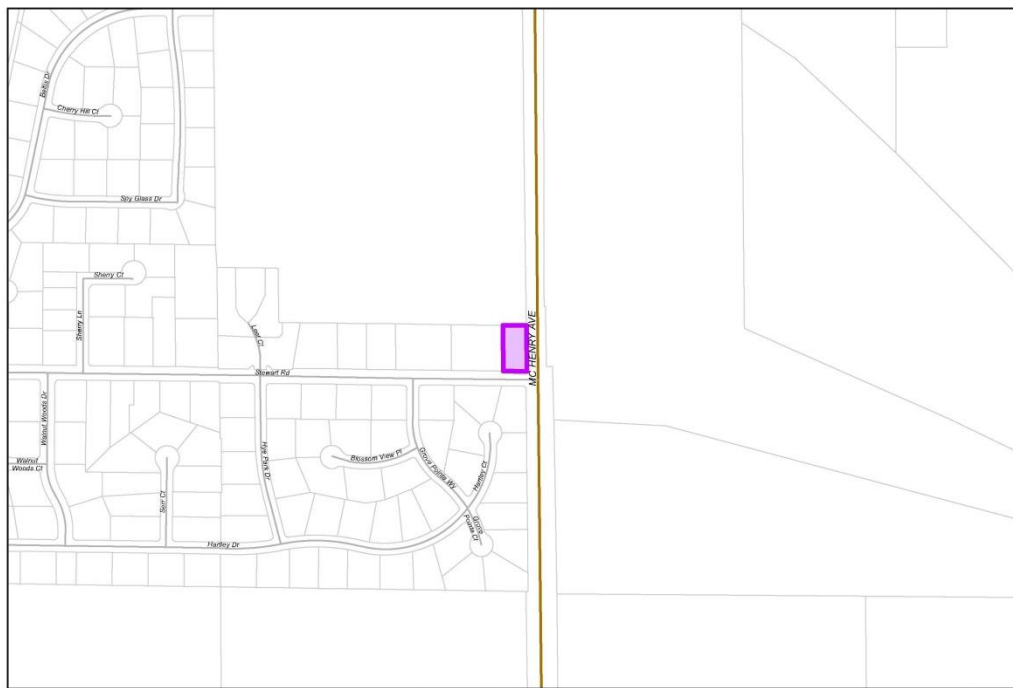
**Phase:** Construction Subsurface Phase (Drilling)

### Overall Project Details:

Del Rio Replacement Well 271 will construct a 1,000 gallon-per-minute potable water well at the corner of Stewart and McHenry in the Del Rio Service Area. This portion of the project will only be responsible for the drilling of the well. Surface improvements are at 90% and are anticipated to be out to bid as the subsurface improvements are completed in October 2018.

### Latest Project Status:

A construction easement approximately 100' x 100' will be located north of the well site. The easement will be used for mobilization and storage of construction materials through the course of the project.



**City of Modesto**

Project #: 100506

UPP - Del Rio Replacement Well 271 (Subsurface Improvements)



# Del Rio Tank 14, Well 68 & Pump Station

Expenses		Revenues	
Project Code	100473	City Funds	\$11,329,954
Project Budget	\$11,329,954	Federal Funds	\$0
Encumbered	\$194,467	State Funds	\$0
Expended	\$1,598,676	Other Funds	\$0
Available	\$9,536,791	Total	\$0
		Received	\$0

**Completion Date:** January 2020

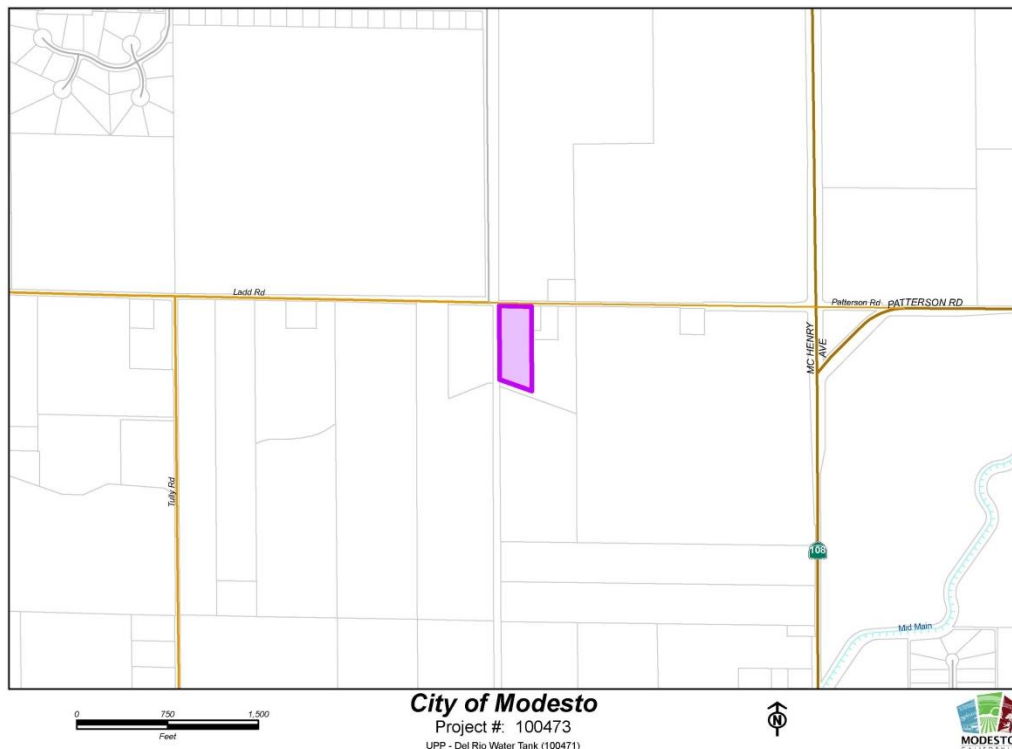
**Phase:** Award

### Overall Project Details:

This project will construct a 0.25 million gallon steel water tank, a 1,000 gallon-per-minute well production pump, a 2.45 million gallon-per-day booster pump station, a 1.4 acre-foot retention basin, and a 16-inch transmission main installation from the intersection of St. John Road and Country Club Drive, south to Ladd Road, where it will tie into the tank site. The project will increase service reliability and correct the existing supply and pressure deficiencies of the City's Del Rio water system, located northwest of the Modesto city limits. The project site is located at 718 Ladd Road on approximately 4 acres just southeast of the intersection of Ladd Road and St. Johns Road.

### Latest Project Status:

Bids for the project were publically opened on May 15, 2018. Mountain Cascade, Inc. was the apparent low bidder. The construction cost estimate was \$8,103,000 and Mountain Cascade's bid was \$7,510,835. Construction is anticipated to begin in Fall 2018.



# Water Corporation Yard

Expenses		Revenues	
Project Code	100812	City Funds	\$19,711,500
Project Budget	\$19,711,500	Federal Funds	\$0
Encumbered	\$13,309,547	State Funds	\$0
Expended	\$5,416,463	Other Funds	\$0
Available	\$985,490	Total	\$0
		Received	\$0

**Completion Date:** October 2019


**Phase:** Design Phase

**Overall Project Details:**

The project will consolidate the Utilities Department Water Services Division’s three locations into one location at 4240 Litt Road. The project will be delivered utilizing the design build procurement method. In addition, the project will construct a satellite maintenance yard for Parks Operations. Improvements include an administration building, post framed storage structure, maintenance storage structure, site improvements and vehicle/tire washout.

**Latest Project Status:**

The design build team has indicated that they are anticipating that grading activities will begin late September or early October. Grading plans have been reviewed and are awaiting esubmittal so that a grading permit can be issued to Diede Construction. Building components for the warehouse and pole barn structures were delivered to the site on August 28<sup>th</sup>. Diede onstruction also delivered their construction trailer to the site. City staff has approved furniture that will be installed in the administration and parks building.



3D VIEW  
Crew Training Room CT3  
COM- Water Corporation Yard

signature of approval \_\_\_\_\_ date \_\_\_\_\_

Sheet#

3D-34

# Grogan Park Production Well

Expenses		Revenues	
Project Code	101035	City Funds	\$2,548,728
Project Budget	\$2,548,728	Federal Funds	\$0
Encumbered	\$1,547,278	State Funds	\$0
Expended	\$557,335	Other Funds	\$0
Available	\$444,114	Total	\$0
		Received	\$0

**Completion Date:** March 2019


**Phase:** Construction Surface Improvements

**Overall Project Details:**

This project will provide a 1,500 gallon-per-minute potable well to serve the Tivoli specific plan area at the corner of Sylvan Avenue and Litt Road. Surface improvements will include the well pump, yard piping, mechanical, electrical and structural components.

**Latest Project Status:**

Project is currently 65% complete. Underground conduits and electrical pads have been installed. The contractor is preparing to install the motor control cabinets (MCC) and the generator pad. In addition, we have contracted with O’Dell Engineering to prepare a parcel map that will subdivide the Grogan Park Well from Litt Road and Mary Grogran Park. The map will also create several easements which include one for MID and a general public utility easement.



## Design Phase

Department	Project Name	Design Amount	Total Project Amount
Fire	MFD Station No.1 Roof Replacement	\$25,000	\$337,850
Parks Recreation & Neighborhoods	KKMC Front Door Replacement	\$ 5,000	\$25,000
Parks Recreation & Neighborhoods	Virginia Corridor Phase 7	\$500,000	\$4,514,442
Parks Recreation & Neighborhoods	Ralston Tower Park Renovation	\$100,000	\$1,200,000
Parks Recreation & Neighborhoods	Downey Shade Structure Replacement	\$25,000	\$250,000
Parks Recreation & Neighborhoods	The Awesome Spot Playground	Community	\$2,500,000
Parks Recreation & Neighborhoods	Carpenter Road Soccer Complex	\$35,000	\$1,035,000
Parks Recreation & Neighborhoods	TRRP Neece Drive Boat Launch	\$139,000	\$805,000
Parks Recreation & Neighborhoods	TRRP River Overlook	\$120,000	\$849,940
Parks Recreation & Neighborhoods	John Thurman Field Capital Improvements	\$Varies	\$Varies
Public Works Fleet	100451 – Fleet Services Heavy Duty Maintenance Bays	\$700,935	\$5,533,141
Public Works Traffic	100967 – High Friction Road Surface Treatment	\$50,000	\$384,800
Public Works Transit	101008 – Electric Buses and Charging	\$0	\$4,637,000
Public Works Transit	101045 – Transit Center Expansion	\$70,000	\$325,000
Public Works Transit	101095 – Transit Center Improvements	\$523,544	\$523,544
Public Works Transit	101014 – Amtrak Station Parking Expansion	\$63,000	\$183,171
Utilities	Groundwater Monitoring Wells	\$325,000	\$1,835,000