



JANUARY 2019

CITY MANAGER'S UPDATE

Monthly Report to the City of Modesto
City Council & Community

City Managers Monthly Update



Table of Contents

Monthly Financials.....3

Grants & Awards....9

Police Department....10

Parks, Recreation &
Neighborhoods16

Public Works.....17

Utilities.....19

Design Phase.....24

Council and Community:

I am pleased to present updates on the major efforts underway aimed at addressing the needs of our community. Our team is working hard on the Capital Improvement Program.

Here's a snapshot of accomplishments for the month of January:

- **Parks, Recreation & Neighborhoods** has been working on the Tuolumne River Regional Park Phase 2 projects, and has completed the installation of the Union Pacific Railroad Pedestrian protective covers beneath the elevated crossing near the new Riverwalk observation area – more on page 16.
- New electric buses were received by **Public Works**, and they were placed in service on Routes 21 and 42 – page 18.
- Some good news beginning on page 10 of the report, the **Police Department** is reporting an overall decrease in crime.
- In the **Financial Report**, you will see that the city has received \$18.08 million in General Fund revenues for January. These revenues were received mainly in the areas of Property Tax - VLF Swap (\$8.36M), Sales Tax (\$3.02M), and Non-Departmental Revenues (\$2.06M). To date the General Fund has received approximately 47.3% of the total budgeted revenues for Fiscal Year 2018-19. The city has expended \$9.35 million in General Fund dollars, which represents approximately 6.8% of the total FY 2018-19 Operating Budget. To date, there have been total expenditures of \$77.7 million. The financial report can be found on page 6.

As always, please let me know if you have any suggestions on sharing this material with the community.

I look forward to seeing the great work of our teams in the month of January.

A handwritten signature in blue ink that reads "Joseph P. Lopez". The signature is fluid and cursive, with a long horizontal stroke at the end.

Joseph P. Lopez
City Manager

Fiscal Year 2018-19

January 2019 Monthly Financial Report

City of Modesto, California

Through January 31, 2019*

General Fund Overview

	Monthly Actuals Received/ Expended	Monthly % of Total Budget	YTD Actuals	2018-19 Operating Budget	% of Total Budget Received/ Expended
Revenues	\$ 18,078,075	14.1%	\$ 60,747,686	\$ 128,357,004	47.3%
Expenditures	\$ 9,352,783	6.8%	\$ 77,662,821	\$ 137,907,883	56.3%
Revenue Over Expenditure Variance	\$ 8,725,292		\$ (16,915,135)	\$ (9,550,879)	

Summary

Revenue Overview

The City has received \$18.08 million in General Fund revenues in the month of January 2019. These revenues were received mainly in the areas of Property Tax - VLF Swap (\$8.36M), Sales Tax (\$3.02M), and Non-Departmental Revenues (\$2.06M). To date the General Fund has received approximately 47.3% of the total budgeted revenues for Fiscal Year 2018-19.

This month was another productive month in terms of revenues received by the City. The first payment for Property Tax - VLF Swap was receipted and is tracking with what was budgeted for the fiscal year. The City also received its first distribution of the McHenry Tax Sharing Agreement revenue which came in at \$1.4M. This is on track with what has been budgeted for this revenue and what was received in the previous fiscal year.

Expenditure Overview

The City has expended \$9.35 million in General Fund dollars in the month of January 2019. This represents approximately 6.8% of the total FY 2018-19 Operating Budget. To date, there have been total expenditures of \$77.7 million. The year-to-date total is slightly higher than previous years, but this is largely due to the increase in the lump sum payment to CalPERS for the Unfunded Accrued Liability payment that was required at the beginning of the fiscal year in July 2018. This payment was in the amount of \$11.85 million for the General Fund portion of the expense (which is approximately \$2M higher than FY 2017-18).

The majority of expenditures that occurred during the month of January 2019 originated from the Public Safety Departments (\$7.19M) and were related to salary and benefit charges. The salary and benefit expenses for the Police and Fire Departments totaled \$4.92 million in the month of January 2019. All remaining salary and benefit expenditures from General Fund departments totaled \$1.29 million. Excluding Public Safety, the total remaining expenditures across the categories of discretionary expenditures, internal service fund expenditures and transfers out of the General Fund were approximately \$870 thousand.

Fiscal Year 2018-19

January 2019 Monthly Financial Report

City of Modesto, California

Through January 31, 2019*

General Fund Revenues Overview

Revenue Category	Monthly Actuals Received	Monthly % of Total Budget	YTD Actuals	2018-19 Operating Budget	% of Total Budget Received
1 Property Tax - Property	302,701	1.8%	9,857,274	16,681,597	59.1%
2 Property Tax - VLF Swap	8,360,617	49.9%	8,360,617	16,762,272	49.9%
3 Sales Tax	3,023,700	9.7%	14,052,266	31,238,582	45.0%
4 Utility Users Tax	1,649,990	7.8%	9,793,789	21,118,548	46.4%
5 Business License/Mill Tax	1,064,672	8.9%	5,467,179	12,000,000	45.6%
6 Franchise Fees	251,102	5.2%	1,401,497	4,822,834	29.1%
7 Transient Occupancy Tax	302,611	11.2%	1,274,744	2,700,100	47.2%
8 Construction Revenues	141,366	5.9%	1,197,643	2,404,911	49.8%
9 Departmental Revenues	2,936,316	16.2%	9,177,345	18,122,166	50.6%
10 Motor Vehicle Fees	-	0.0%	120,332	215,000	56.0%
11 Transfers In	45,000	2.0%	45,000	2,290,994	2.0%
Total	18,078,075	14.1%	60,747,686	128,357,004	47.3%

Monthly Actuals Notes

- 1 **Property Tax -Property** - In January 2019, the City received some small disbursements of RPTTF (Redevelopment Property Tax Trust Funds) and Transfer Taxes in the amount of \$302 thousand. The next large installment of Property Tax should be received by the City in May/June of this fiscal year.
- 2 **Property Tax - VLF Swap** - The first VLF Swap payment has been received by the City. The payment came in right about where it was budgeted for the year. The first payment came in at \$8.36 million. This means that the total payments for the fiscal year should be right around \$16.7 million.
- 3 **Sales Tax** - In January 2019, the City received a payment of Sales Tax for the month of November 2018. The amount received in this payment was \$3.02M and approximately \$729k higher than the amount received in the prior year during the same month.
- 4 **Utility Users Tax** - In January 2019, the City received UUT payments of \$1.65M. To date, revenues are down by approximately \$752k than the amount received through the same time period in Fiscal Year 2017-18.
- 5 **Business License/Mill Tax** - Revenues received through the first seven months of the current fiscal year are up by approximately \$503k from the previous fiscal year. This is a good sign and the revenues received in this category will continued to be monitored as they were substantially higher than the budgeted amount in Fiscal Year 2017-18.
- 9 **Departmental Revenues** - A majority of the revenues received in this category in November 2018 have been received from Non-Departmental (\$2.06M), the Police Department (\$223k) and the Fire Department (\$184k).
- 11 **Transfers In** - Only one transfer of \$45k has been made into the General Fund at this point in the Fiscal Year. The remaining transfers will be completed by fiscal year-end.

Fiscal Year 2018-19

January 2018 Monthly Financial Report

City of Modesto, California

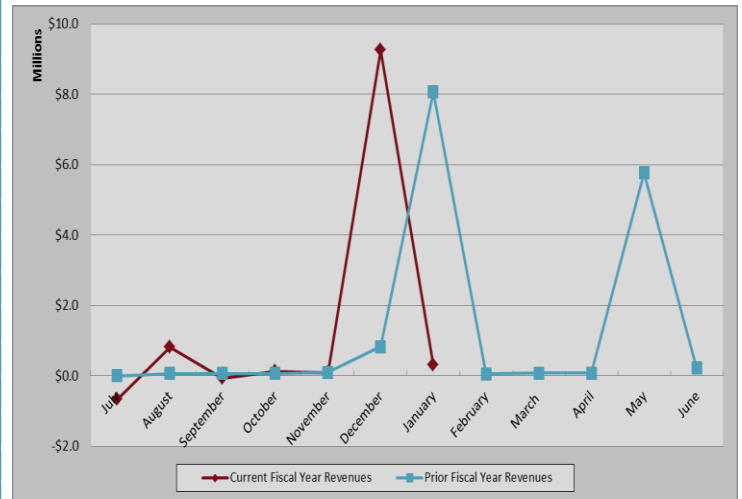
Through January 31, 2019

General Fund Revenue Overview

GENERAL FUND MAJOR REVENUE SOURCES

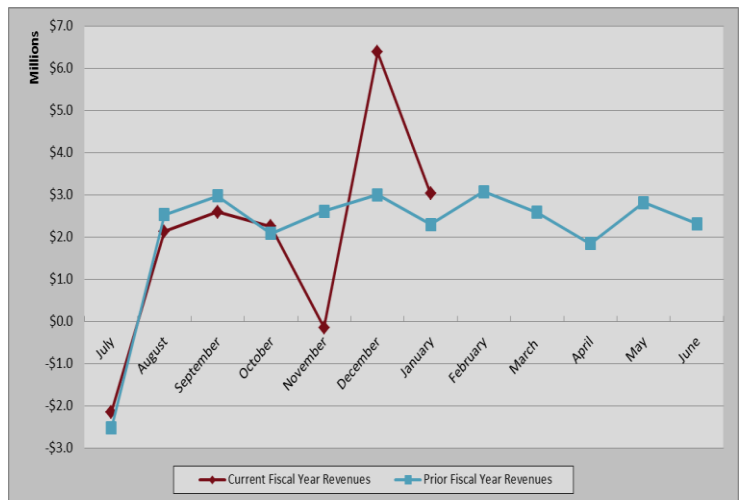
Property Tax - Property

	Current Fiscal Year Revenues	Prior Fiscal Year Revenues	Year-over-Year Variance
July	\$ (661,440)	\$ -	\$ (661,440)
August	\$ 815,225	\$ 60,576	\$ 754,649
September	\$ (70,223)	\$ 60,760	\$ (130,983)
October	\$ 125,938	\$ 70,052	\$ 55,886
November	\$ 91,447	\$ 103,043	\$ (11,596)
December	\$ 9,253,626	\$ 827,990	\$ 8,425,636
January	\$ 302,701	\$ 8,058,707	\$ (7,756,006)
February		\$ 57,436	\$ (57,436)
March		\$ 78,752	\$ (78,752)
April		\$ 81,553	\$ (81,553)
May		\$ 5,769,629	\$ (5,769,629)
June		\$ 223,353	\$ (223,353)
Totals	\$ 9,857,274	\$ 15,391,851	\$ (5,534,577)



Sales Tax

	Current Fiscal Year Revenues	Prior Fiscal Year Revenues	Year-over-Year Variance
July	\$ (2,154,776)	\$ (2,526,400)	\$ 371,624
August	\$ 2,128,188	\$ 2,526,400	\$ (398,212)
September	\$ 2,586,826	\$ 2,966,090	\$ (379,264)
October	\$ 2,249,638	\$ 2,083,100	\$ 166,538
November	\$ (155,177)	\$ 2,609,202	\$ (2,764,379)
December	\$ 6,373,867	\$ 3,001,806	\$ 3,372,061
January	\$ 3,023,700	\$ 2,293,945	\$ 729,755
February		\$ 3,070,819	\$ (3,070,819)
March		\$ 2,581,936	\$ (2,581,936)
April		\$ 1,844,419	\$ (1,844,419)
May		\$ 2,814,769	\$ (2,814,769)
June		\$ 2,309,755	\$ (2,309,755)
Totals	\$ 14,052,266	\$ 25,575,841	\$ (11,523,575)



Fiscal Year 2018-19

January 2019 Monthly Financial Report

City of Modesto, California

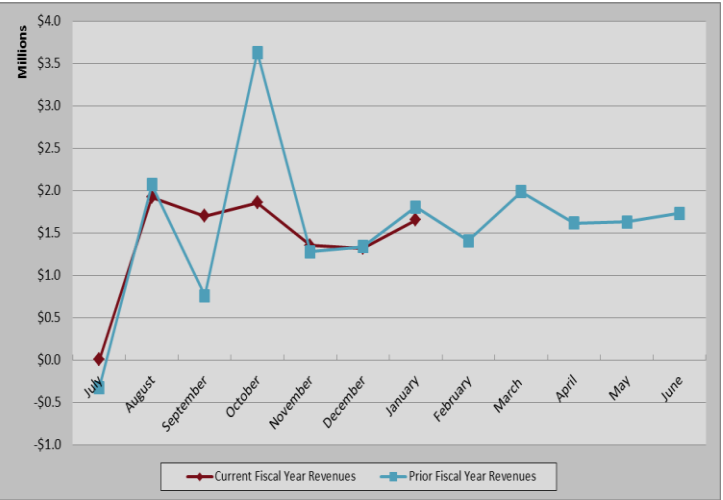
Through January 31, 2019

General Fund Revenue Overview

GENERAL FUND MAJOR REVENUE SOURCES

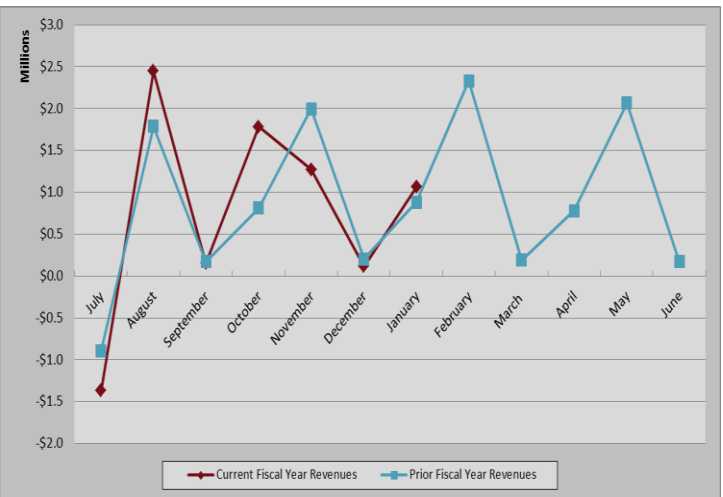
Utility Users Tax

	Current Fiscal Year Revenues	Prior Fiscal Year Revenues	Year-over-Year Variance
July	\$ 3,107	\$ (325,377)	\$ 328,484
August	\$ 1,919,299	\$ 2,067,807	\$ (148,508)
September	\$ 1,696,197	\$ 759,189	\$ 937,008
October	\$ 1,853,877	\$ 3,628,790	\$ (1,774,913)
November	\$ 1,351,056	\$ 1,276,979	\$ 74,077
December	\$ 1,320,263	\$ 1,335,670	\$ (15,407)
January	\$ 1,649,990	\$ 1,803,097	\$ (153,107)
February		\$ 1,406,063	\$ (1,406,063)
March		\$ 1,982,903	\$ (1,982,903)
April		\$ 1,615,842	\$ (1,615,842)
May		\$ 1,626,420	\$ (1,626,420)
June		\$ 1,731,273	\$ (1,731,273)
Totals	\$ 9,793,789	\$ 18,908,656	\$ (9,114,867)



Business License/Mill Tax

	Current Fiscal Year Revenues	Prior Fiscal Year Revenues	Year-over-Year Variance
July	\$ (1,370,897)	\$ (891,286)	\$ (479,611)
August	\$ 2,448,106	\$ 1,785,949	\$ 662,157
September	\$ 153,525	\$ 171,019	\$ (17,494)
October	\$ 1,781,008	\$ 814,085	\$ 966,923
November	\$ 1,273,455	\$ 1,997,729	\$ (724,274)
December	\$ 117,310	\$ 204,731	\$ (87,421)
January	\$ 1,064,672	\$ 881,085	\$ 183,587
February		\$ 2,329,106	\$ (2,329,106)
March		\$ 189,083	\$ (189,083)
April		\$ 780,795	\$ (780,795)
May		\$ 2,065,338	\$ (2,065,338)
June		\$ 172,934	\$ (172,934)
Totals	\$ 5,467,179	\$ 10,500,568	\$ (5,033,389)



Fiscal Year 2018-19

January 2019 Monthly Financial Report

City of Modesto, California

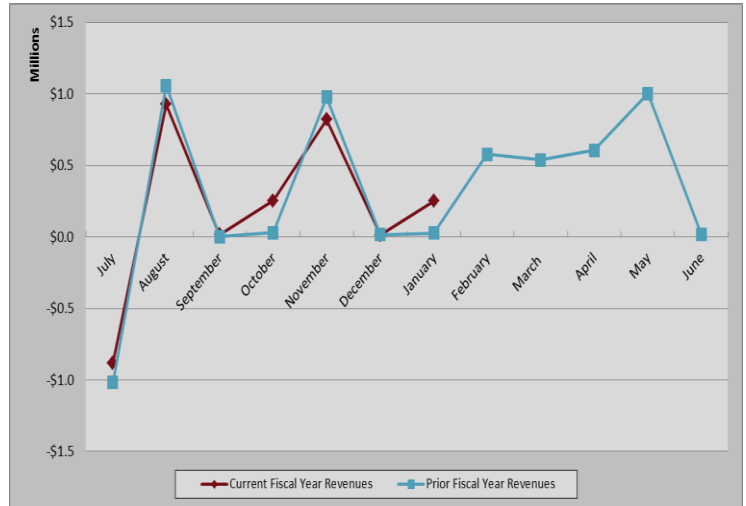
Through January 31, 2019

General Fund Revenue Overview

GENERAL FUND MAJOR REVENUE SOURCES

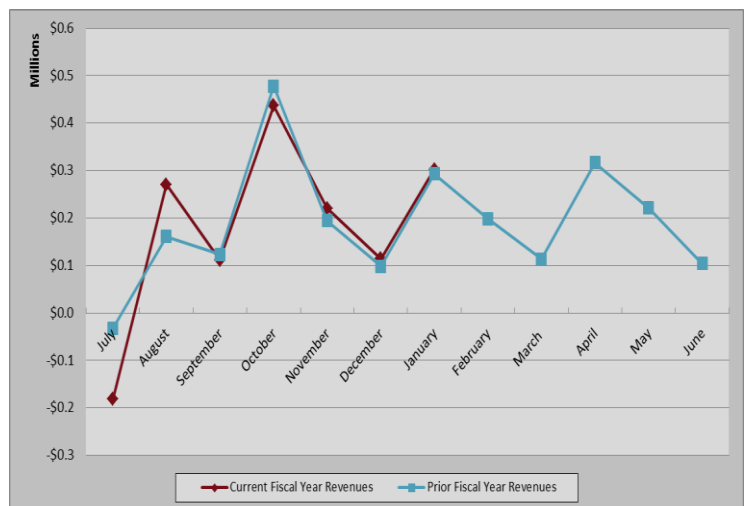
Franchise Fees

	Current Fiscal Year Revenues	Prior Fiscal Year Revenues	Year-over-Year Variance
July	\$ (880,874)	\$ (1,017,135)	\$ 136,261
August	\$ 927,782	\$ 1,057,453	\$ (129,671)
September	\$ 16,002	\$ 2,147	\$ 13,855
October	\$ 253,956	\$ 28,325	\$ 225,631
November	\$ 821,153	\$ 977,950	\$ (156,797)
December	\$ 12,376	\$ 16,912	\$ (4,536)
January	\$ 251,102	\$ 27,409	\$ 223,693
February		\$ 577,825	\$ (577,825)
March		\$ 537,342	\$ (537,342)
April		\$ 604,421	\$ (604,421)
May		\$ 1,001,025	\$ (1,001,025)
June		\$ 17,616	\$ (17,616)
Totals	\$ 1,401,497	\$ 3,831,290	\$ (2,429,793)



Transient Occupancy Tax

	Current Fiscal Year Revenues	Prior Fiscal Year Revenues	Year-over-Year Variance
July	\$ (181,033)	\$ (32,153)	\$ (148,880)
August	\$ 270,418	\$ 161,058	\$ 109,360
September	\$ 111,781	\$ 123,759	\$ (11,978)
October	\$ 436,595	\$ 477,715	\$ (41,120)
November	\$ 219,974	\$ 194,020	\$ 25,954
December	\$ 114,398	\$ 98,262	\$ 16,136
January	\$ 302,611	\$ 293,434	\$ 9,177
February		\$ 198,644	\$ (198,644)
March		\$ 112,991	\$ (112,991)
April		\$ 316,503	\$ (316,503)
May		\$ 221,484	\$ (221,484)
June		\$ 104,045	\$ (104,045)
Totals	\$ 1,274,744	\$ 2,269,762	\$ (995,018)



Fiscal Year 2018-19

January 2019 Monthly Financial Report

City of Modesto, California

Through January 31, 2019*

General Fund Expenditures Overview

	Department	Monthly Actuals Expended	Monthly % of Total Budget	YTD Actuals	2018-19 Operating Budget	% of Total Budget Expended
1	City Council	33,098	7.6%	243,180	435,799	55.8%
2	City Manager's Office	151,565	6.1%	1,300,254	2,470,787	52.6%
3	City Attorney's Office	205,173	9.3%	862,269	2,217,964	38.9%
4	City Clerks' Office	52,050	5.4%	277,975	964,498	28.8%
5	Office of the City Auditor	7,649	2.0%	181,074	376,383	48.1%
6	Finance Department	365,278	7.5%	2,666,872	4,876,837	54.7%
7	Community & Economic Development	403,841	6.1%	3,460,728	6,639,689	52.1%
8	Human Resources Department	119,843	7.3%	869,176	1,632,005	53.3%
9	Fire Department	2,292,312	7.1%	20,880,744	32,165,418	64.9%
10	Police Department	4,903,919	7.5%	38,464,568	65,349,939	58.9%
11	Parks, Recreation & Neighborhoods	798,854	6.9%	6,411,643	11,660,780	55.0%
12	Public Works Department	14,645	2.6%	279,306	553,709	50.4%
13	Non-Departmental	4,558	1.2%	78,433	385,000	20.4%
14	Transfers Out	-	0.0%	1,686,599	8,179,075	20.6%
	Total	9,352,785	6.8%	77,662,821	137,907,883	56.3%

Monthly Actuals Notes

- City Council** - The City Council had a total of \$33k in expenditures in the month of January 2019. \$23k of the expenditures were for salary and benefit expenses, \$8k were for internal service fund charges, and \$2k were for discretionary expenses. This is an increase of \$1.4k in expenses from the previous month in the Discretionary Expense category.
- City Manager's Office** - The City Manager's Office had a total of \$151k in expenditures in the month of January 2019. \$113k of the expenditures were for salary and benefit expenses, \$14k were for internal service fund charges, and \$24k were for discretionary charges. This is an increase of \$11k in expenses from the previous month mainly due to an increase of \$9k in Discretionary Expenses in the month of January.
- City Attorney's Office** - The City Attorney's Office had a total of \$205k in expenditures in the month of January 2019. \$41k of the expenditures were for salary and benefit expenses, \$14k were for internal service fund charges, and \$150k for discretionary expenses. This is an increase of \$46k in expenses from the previous month mainly in the discretionary expense category due to invoices being paid out of this department for legal services.
- Finance Department** - The Finance Department had a total of \$365k in expenditures in the month of January 2019. \$254k of the expenditures were for salary and benefit expenses, \$33k were for internal service fund charges, and \$95k were for discretionary expenses. There was also \$17k received as an offsetting expense for direct charge revenue. This is a decrease of \$12k in expense from the previous month mainly in the Discretionary Expense category.
- Community & Economic Development Department** - C&ED had a total of \$403k in expenditures in the month of January 2019. \$312k in expenditures were for salary and benefit expenses, \$51k were for internal service fund charges, and \$66k were for discretionary expenses. There was also \$26k received as an offsetting expense for direct charge revenue.
- Fire Department** - The Fire Department had a total of \$2.29 million in expenditures in the month of January 2019. \$1.79 million of the expenditures were for salary and benefit expenses, \$79k were for internal service fund charges, and \$413k were for discretionary expenses.
- Police Department** - The Police Department had a total of \$4.9 million in expenditures in the month of January 2019. \$3.12 million of the expenditures were for salary and benefit expenses, \$233k were for internal service fund charges, and \$1.56k were for discretionary expenses. There was also \$56k received as an offsetting expense for direct charge revenue. The large discretionary expense included a payment for the Emergency Dispatch Services.

Monthly Report

November & December 2018

Grant Applications

Grant Title	Month	Awarding Agency	City Department Division	Grant Application Amount	Grant Application Local Match Amount
Affordable Housing and Sustainable Communities (AHSC) Program Grant	December	Strategic Growth Council and California Department of Housing and Community Development	Community Economic Development	\$ 14,800,000	\$ -
Homeless Management Information System (HMIS) Capacity Building Grant	December	US Department of Housing and Urban Development	Community Economic Development	\$ 150,000	\$ -
Tire Enforcement Grant (TEA 26)	December	Department of Resources Recycling and Recovery	Public Works	\$ 40,000	\$ -
				\$ 14,990,000	\$ -

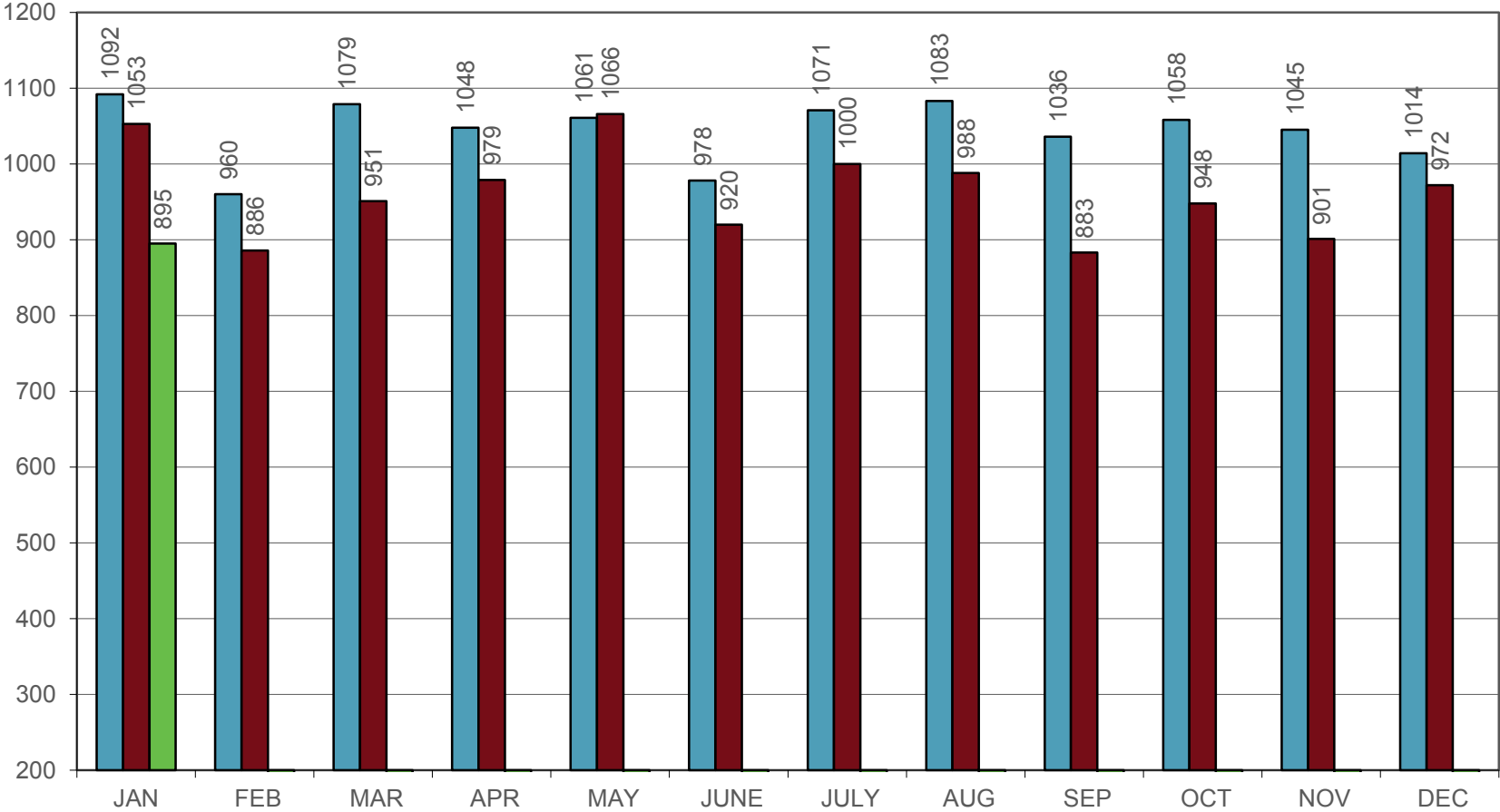
Grant Awards

Grant Title	Month	Federal Awarding Agency	City Department Division	Grant Application Amount	Grant Award Local Match Amount
Congestion Mitigation and Air Quality (CMAQ) Grant	November	Federal Highway Administration	Public Works	\$ 500,000	\$ -
Federal Regional Surface Transportation Program (RSTP) Grant	November	Federal Highway Administration	Community Economic Development	\$ 2,081,000	\$ -
Reginal Improvement Program (RIP) Fund Grant	November	California Transportation Commission	Community Economic Development	\$ 500,000	\$ -
Active Transportation Program (ATP) Grant	December	State of California	Community Economic Development	\$ 3,943,022	\$ 60,000.00
				\$ 7,024,022	\$ 60,000


PART ONE CRIMES



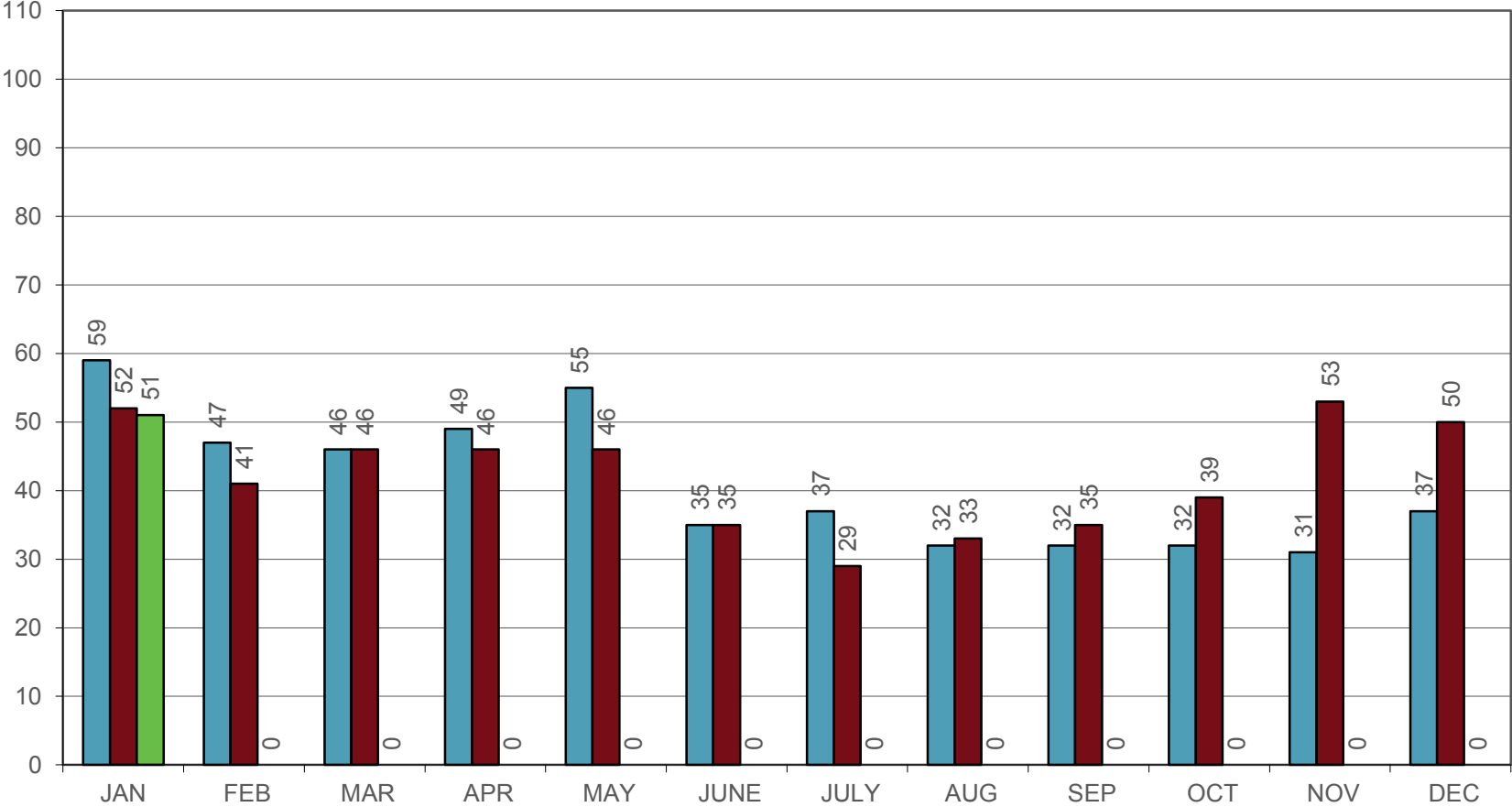
15% Decrease from January 2019 compared to January 2018



COMMERCIAL BURGLARIES



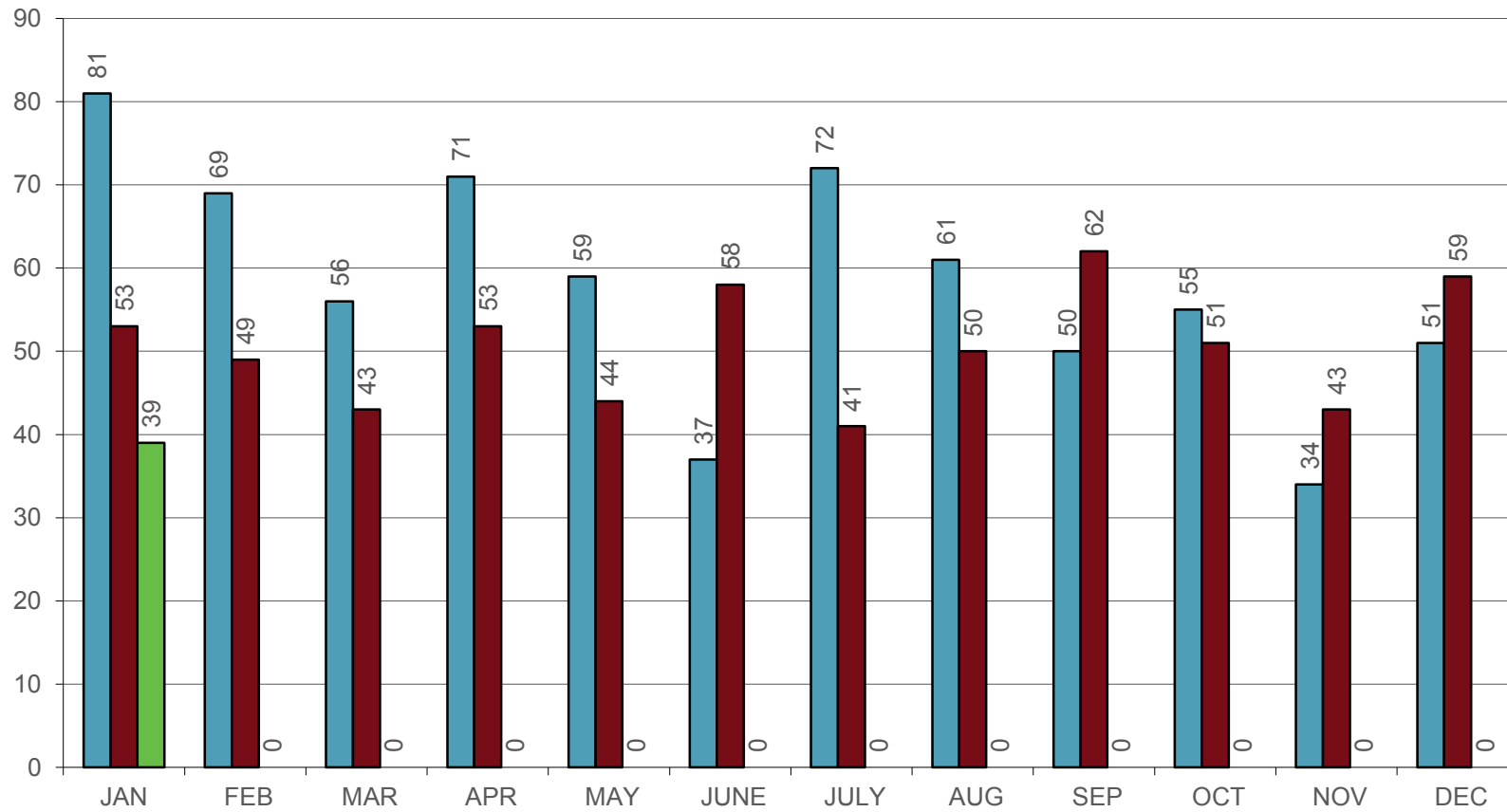
1.9% Decrease from January 2019 compared to January 2018



RESIDENTIAL BURGLARIES



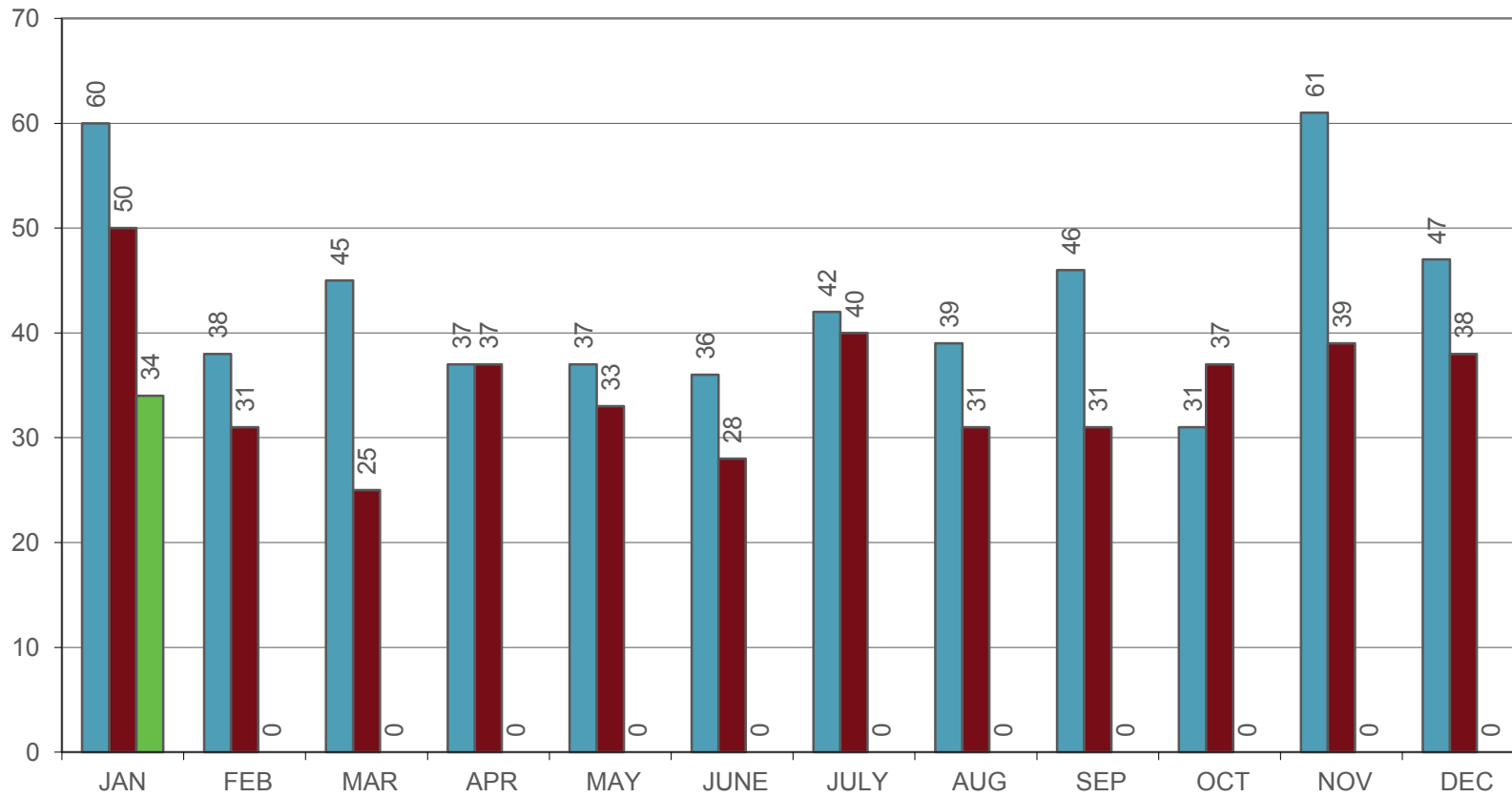
26.4% Decrease from January 2019 compared to January 2018



ROBBERIES



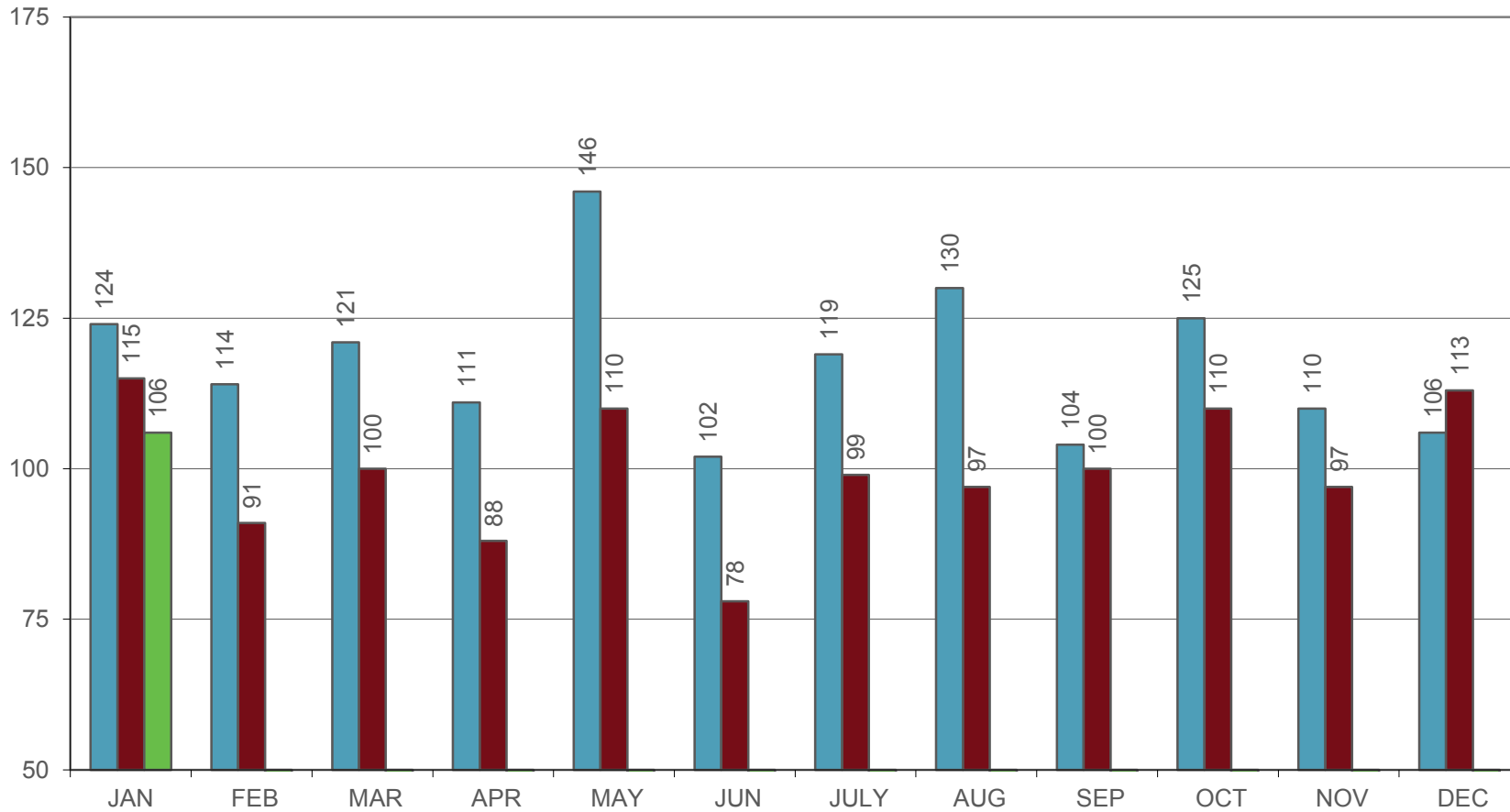
32% Decrease from January 2019 compared to January 2018



AUTO THEFT



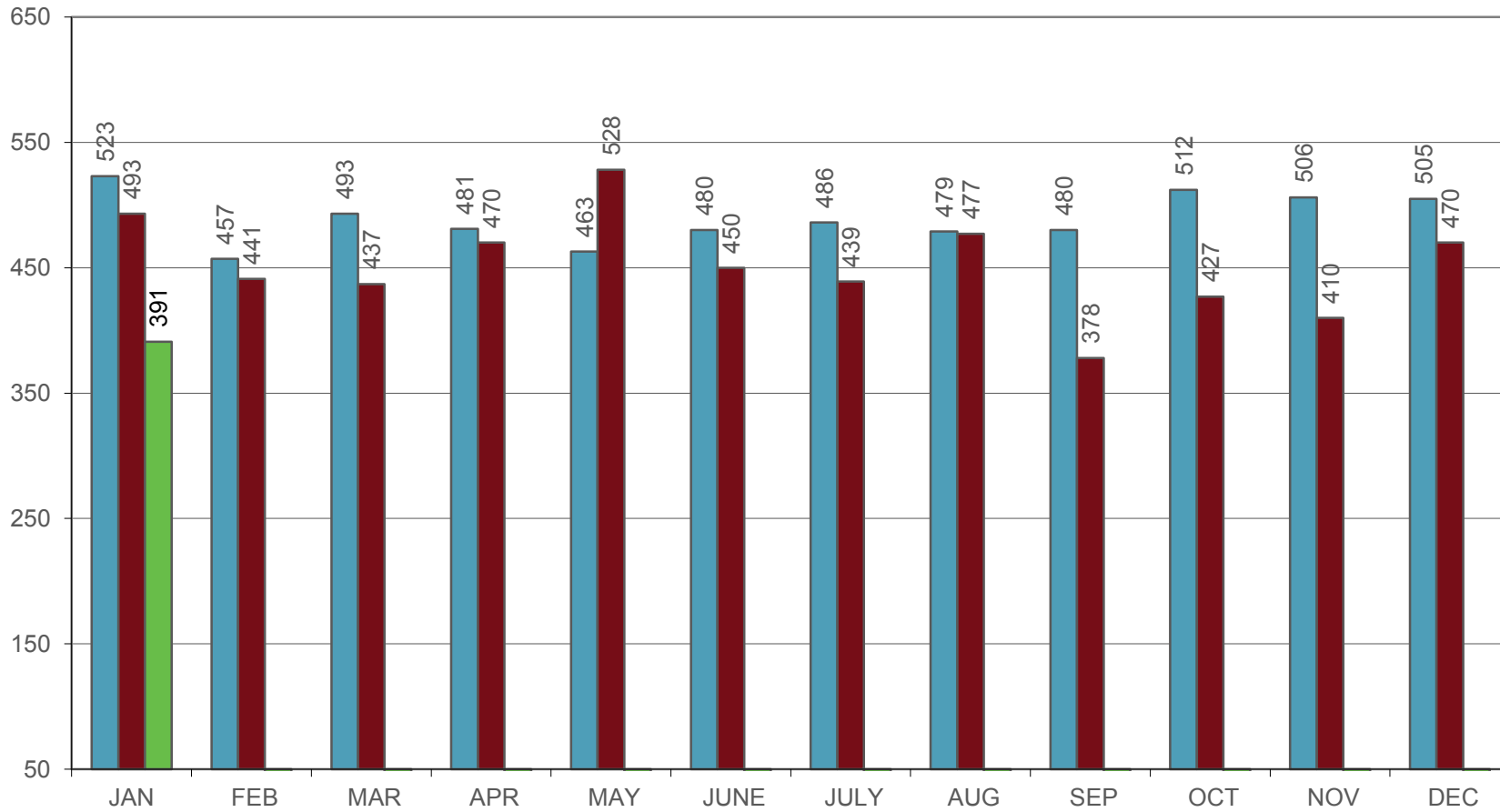
7.8% Decrease from January 2019 compared to January 2018



LARCENY



20.7% Decrease from January 2019 compared to January 2018



Parks, Recreation & Neighborhoods

Tuolumne River Regional Park – Phase 2

Expenses		Revenues	
Project Code	100599	City Funds	\$229,000
Project Budget	\$3,148,155	Federal Funds	\$451,060
Encumbered	\$234,341	State Funds	\$2,200,000
Expended	\$2,953,620	Other Funds	\$168,095
Available	\$39,807	Total Received	\$3,048,155
			\$994,912

Estimated Completion Date: Completed January 2019

Phase: Construction

Overall Project Details:

Construction of Trails, Outdoor Classroom, Observation Deck, Backwater Channel, Pedestrian Bridge and habitat restoration work in the TRRP Gateway Parcel between the 7th Street Bridge and Highway 99.

Latest Project Status:

The Union Pacific Railroad pedestrian protective covers were installed beneath the elevated railroad crossing near the new Riverwalk observation area.



New benches and landscaping recently seeded with native plant species.



Union Pacific Railroad Pedestrian protective covers installed to protect trail users crossing underneath the railroad from falling debris.

Public Works

Traffic Signal Upgrades 2015

Expenses		Revenues	
Project Code	100939	City Funds	\$
Project Budget	\$756,061	Federal Funds	\$612,000
Encumbered	\$	State Funds	\$
Expended	\$55,340	Other Funds	\$144,061
Available	\$700,721	Total	\$756,061
		Received	\$

Completion Date: June 1, 2019

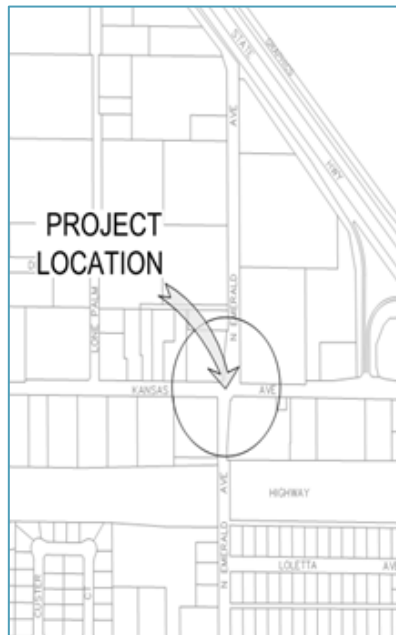
Phase: Construction

Overall Project Details:

This project will remove all the existing traffic signal standards at the intersections of Paradise Rd. and Martin Luther King Dr., Dale Rd. and Veneman Ave., and Kansas Ave. and North Emerald Ave. and will replace them with new signal standards in accordance with the roadway geometry and Caltrans Standard Specifications, 2015. This project will also upgrade pedestrian push buttons to Americans with Disabilities Act (ADA) compliant pedestrian push buttons. The traffic signal cabinet will be relocated to a more accessible area. Staff will upgrade the cabinet to current standards, and install new conduit and signal interconnect cable. Existing curb ramps will be replaced with new ADA compliant curb ramps where possible.

Latest Project Status:

Project has been awarded to Pacific Excavation and scheduled to go to Council on January 22, 2019.



Electric Buses and Charging Infrastructure

Expenses		Revenues	
Project Code	101132	City Funds	\$0
Project Budget	\$7,391,758	Federal Funds	\$747,000
Encumbered	\$0	State Funds	\$0
Expended	\$50,083	Other Funds	\$6,644,758
Available	\$7,341,672	Total	\$7,391,758
		Received	\$2,625,720

Completion Date: February 2019

Phase: Construction Complete

Overall Project Details:

This project will purchase five electric buses and charging infrastructure to operate on the Modesto Area Express bus system. The funding comes from the California Air Resources Board, the Federal Transit Administration and the Transportation Development Act. These buses are required to operate in disadvantaged areas on routes 21 and 42.



Latest Project Status:

Buses on Routes 21 and 42 are in service.



Utilities

Del Rio Well 70 (Replacing Well 271)

Expenses		Revenues	
Project Code	100506	City Funds	\$ 3,231,122
Project Budget	\$3,231,122	Federal Funds	\$0
Encumbered	\$937,383	State Funds	\$0
Expended	\$837,293	Other Funds	\$0
Available	\$1,456,445	Total Received	\$0

Completion Date: January 2019

Phase: Construction Subsurface Phase (Drilling)

Overall Project Details:

Del Rio Well 70 (Replacing Well 271) will construct a 1,000 gpm potable water well at the corner of Stewart and McHenry in the Del Rio Service Area. This portion of the project will only be responsible for the drilling of the well. Surface improvements are at 90% and are anticipated to be out to bid as the subsurface improvements are completed in January 2019.



Latest Project Status:

Drilling activities are complete. A draft drilling report was provided for the City to review and finalize. Water quality samples were taken in December and Preliminary Title 22 results show all water quality parameters meet drinking water requirements.



Del Rio Tank 14, Well 68 & Pump Station

Expenses		Revenues	
Project Code	100473	City Funds	\$11,843,334
Project Budget	\$11,843,334	Federal Funds	\$0
Encumbered	\$9,140,000	State Funds	\$0
Expended	\$1,661,475	Other Funds	\$0
Available	\$1,041,860	Total	\$0
		Received	\$0

Completion Date: Spring 2020

Phase: Pre-Construction

Overall Project Details:

This project will construct a 0.25 million gallon steel water tank, a 1,000 gallon-per-minute well production pump, a 2.45 million gallon-per-day booster pump station, a 1.4 acre-foot retention basin, and a 16-inch transmission main installation from the intersection of St. John Road and Country Club Drive, south to Ladd Road, where it will tie into the tank site. The project will increase service reliability and correct the existing supply and pressure deficiencies of the City’s Del Rio water system, located northwest of the Modesto city limits. The project site is located at 718 Ladd Road on approximately 4 acres just southeast of the intersection of Ladd Road and St. Johns Road.

Latest Project Status:

Stormwater and temporary fencing was installed and asbestos abatement of existing structures took place. The contractor will utilize existing residence on-site for a temporary office during construction.



Water Corporation Yard

Expenses		Revenues	
Project Code	100812	City Funds	\$19,711,500
Project Budget	\$19,711,500	Federal Funds	\$0
Encumbered	\$11,064,466	State Funds	\$0
Expended	\$7,062,924	Other Funds	\$0
Available	\$1,584,110	Total	\$0
		Received	\$0

Completion Date: December 2019

Phase: Design/Construction Phase

Overall Project Details:

The project will consolidate the Utilities Department Water Services Division's three locations into one location at 4240 Litt Road. The project will be delivered utilizing the design build procurement method. In addition, the project will construct a satellite maintenance yard for Parks Operations. Improvements include an administration building, post framed storage structure, maintenance storage structure, site improvements and vehicle/tire washout.

Latest Project Status:

The project is in the midst of construction activities with all 3 permits approved by the City Building Division in the Community & Economic Development Department. Progress continued to be slow in January due to intermittent rain. The concrete pad for the Parks/Warehouse building was poured and some vertical construction took place. In addition, footings for the administration building were dug out and poured while weather allowed. Minor design alterations were presented to the design build team and are now being processed as design change orders for the administration building.



Grogan Park Production Well

Expenses		Revenues	
Project Code	101035	City Funds	\$2,548,728
Project Budget	\$2,548,728	Federal Funds	\$0
Encumbered	\$884,424	State Funds	\$0
Expended	\$1,257,877	Other Funds	\$0
Available	\$406,427	Total	\$0
		Received	\$0

Completion Date: March 2019

Phase: Construction Surface Improvements

Overall Project Details:

This project will provide a 1,500 gallon-per-minute potable well to serve the Tivoli specific plan area at the corner of Sylvan Avenue and Litt Road. Surface improvements will include the well pump, yard piping, mechanical, electrical and structural components.

Latest Project Status:

Project is currently 85% complete. Very little progress occurred in January due to the intermittent rains. The pump is expected to arrive in February 2019. Significant progress will be made once the pump is tested and delivered to the site.



Amtrak North Parking Lot Project

Expenses		Revenues	
Project Code	101014	City Funds	\$0
Project Budget	\$638,245	Federal Funds	\$0
Encumbered	\$447,184	State Funds	\$0
Expended	\$80,910	Local Transportation Funds	\$ 638,245
Available	\$110,152	Total	\$0
		Received	\$0

Completion Date: May 2019

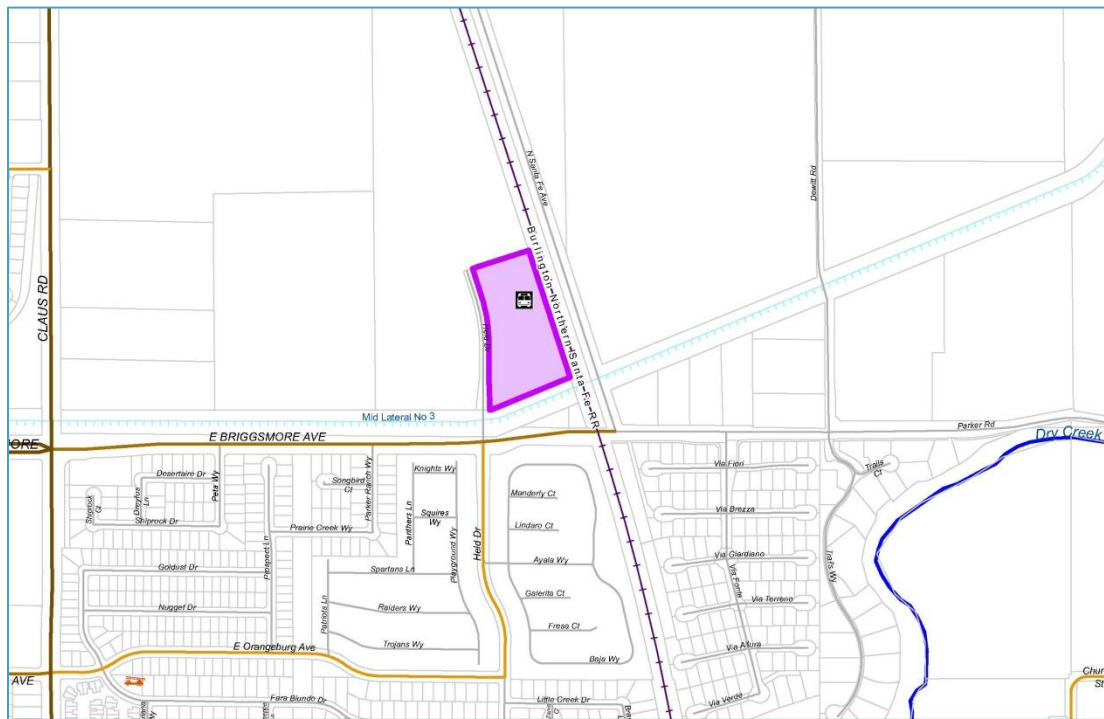
Phase: Pre-Construction

Overall Project Details:

This project will increase the size of the existing parking lot at the Modesto Amtrak Station by adding 77 parking stalls to accommodate increase use of the station. During several holiday periods throughout the year the existing parking lot is unable to accommodate the number of vehicles that need to be parked there.

Latest Project Status:

Pre-construction activities are beginning. The City issued the noticed to proceed to the contractor with a start date of February 19, 2019.



Design Phase

Department	Project Name	Design Amount	Total Project Amount
Community & Economic Development			
	Claratina: McHenry/Coffee 4 Lane	\$1,402,167	\$6,062,911
	Right Turn Ln McHenry to Briggs	\$193,000	\$2,131,892
	Bus Turnout SB Dale Road	\$117,296	\$912,090
	WB D St. to NB 9 th St. Right Turn Lane Improvement	\$222,633	\$1,314,936
	2016 Pavement Rehabilitation (La Loma)	\$273,080	\$1,857,573
	Pavement Rehabilitation Crows Landing	\$250,000	\$250,000
	Paradise Road 1 st . to Carpenter Road	\$250,000	\$250,000
	Claratina Phase 1 – Hetch Hetchy Crossing	\$200,000	\$6,270,000
	Pavement Rehabilitation Pelandale Ave.	\$323,000	\$323,000
Measure L	Systemic Safety Analysis Report Program	\$250,000	\$250,000
Measure L	Portions of Wylie Dr., Floyd Ave. & Carver Ave.	\$300,000	\$2,000,000
Measure L	Improve Traffic Flow and Safety – Orville Wright School	\$70,000	\$506,702
Measure L	Paradise Road ATP Cycle III	\$25,000	\$25,000
	Pelandale Avenue Phase II	\$954,363	\$954,363
Measure L	Bike Trail along MID Canal	\$117,222	\$1,092,054
Measure L	Tully Road Safety Improvements	\$34,538	\$411,183
Measure L	Village One Slurry Seal	\$135,000	\$1,862,060
Measure L	Dry Creek Trail Maintenance	\$91,333	\$685,000

Design Phase

Department	Project Name	Design Amount	Total Project Amount
Modesto Fire			
	MFD Station No.1 Roof Replacement	\$25,000	\$337,850
Parks, Recreation & Neighborhoods			
	Virginia Corridor Phase 7	\$ 500,000	\$4,514,442
	Ralston Tower Park Renovation	\$ 100,000	\$1,200,000
	Downey Shade Structure Replacement	\$ 25,000	\$ 250,000
	The Awesome Spot Playground	Community	\$2,500,000
	Carpenter Road Soccer Complex	\$ 35,000	\$1,035,000
	TRRP Neece Drive Boat Launch	\$ 139,000	\$805,000
	TRRP River Overlook	\$ 120,000	\$849,940
	Mellis Shade Structure Replacement	\$65,660	\$440,000
	John Thurman Field Capital Improvements	\$ Varies	\$ Varies
Public Works			
	100451 – Fleet Services Heavy Duty Maintenance Bays	\$700,935	\$5,533,141
	101045 – Transit Center Expansion	\$70,000	\$325,000
SB1 \$32,000	101095 – Transit Center Improvements	\$523,544	\$5,697,911
	101014 – Amtrak Station Parking Expansion	\$85,200	\$534,600
	101149 – Amtrak Restroom Remodel	\$15,000	\$150,000

Design Phase

Department	Project Name	Design Amount	Total Project Amount
Utilities			
	Highway Village Strengthen & Replace	\$112,187	\$3,965,000
	Well 71 (Replacing Well 226)	\$362,820	\$3,305,000
	Well 72 (Replacing Well 229)	\$572,420	\$3,635,000
	Sonoma Trunk Extension	\$288,494	\$1,775,794
	Crows Landing Sewer Trunk	\$120,000	\$1,512,000
	BMF - Parts Storage Room Upgrade	\$100,000	\$930,000
	New Jennings WQC Entrance	\$259,261	\$840,000