



APRIL 2019

CITY MANAGER'S UPDATE

Monthly Report to the City of Modesto
City Council & Community

City Managers Monthly Update



Table of Contents

Monthly Financials.....3

Police Department....9

Measure L Projects....11

SB 1 Projects.....12

Community & Economic
Development....13

Parks, Recreation &
Neighborhoods14

Utilities.....15

Design Phase.....23

Council and Community:

I'm pleased to report on progress made as part of the city's Capital Improvement Program.

Here's a quick look at the accomplishments for the month of April:

- Starting on page 9, the **Police Department** reports on crime and arrests, including a five-year comparison.
- The **Public Works** department made progress with the **SB1** slurry project finishing 9 of 96 lane miles to be completed by the end of 2019. See detailed maps on page 13.
- **Community & Economic Development** has started a Bus Turnout project on Dale Road. The project will help traffic flow south of Veneman Avenue.
- For **Parks, Recreation, and Neighborhoods**, construction continued on the Mellis Park Improvements project, and included the pavement of pedestrian walkways and the construction of the picnic pavilion. You can read the full report and see pictures of the Mellis Park project on page 15.
- In the **Utilities Department**, significant work was accomplished on the construction of the Water Corporation Yard, including the framing, and underground utilities; more on page 17. Construction officially kicked off for the Amtrak North Parking Lot – more on page 19. And at Del Rio Tank 14, the installation of the 16" water main was installed and completed. See page 16.

Looking ahead to pleasant weather, I anticipate a strong month of construction in May.

As always, please let me know if you have any suggestions on sharing this material with the community.

A handwritten signature in blue ink that reads "Joseph P. Lopez". The signature is fluid and cursive.

Joseph P. Lopez
City Manager

Fiscal Year 2018-19

April 2019 Monthly Financial Report

City of Modesto, California

Through April 30, 2019*

General Fund Overview

	Monthly Actuals Received/ Expended	Monthly % of Total Budget	YTD Actuals	2018-19 Operating Budget	% of Total Budget Received/ Expended
Revenues	\$ 9,990,350	7.8%	\$ 88,856,723	\$ 128,582,636	69.1%
Expenditures	\$ 14,497,696	10.4%	\$ 108,633,626	\$ 139,198,359	78.0%
Revenue Over Expenditure Variance	\$ (4,507,346)		\$ (19,776,903)	\$ (10,615,723)	

Summary

Revenue Overview

The City has received \$9.99 million in General Fund revenues in the month of April 2019. These revenues were received mainly in the areas of Sales Tax (\$2.3M), Utility Users Tax (\$1.9M), and Transfers In to the General Fund (\$1.8M). To date, the General Fund has received approximately 69.1% of the total budgeted revenues for Fiscal Year 2018-19.

This month large payments for Sales Tax (\$2.3M) and Utility Users Tax (\$1.9M) made up a majority of the revenues received. Other significant revenues were received as part of some of the Transfers In to the General Fund. The large transfer in that was budgeted for FY 2018-19 from the Fleet Fund as part of the budget balancing process was made during this month in the amount of \$1.85M.

There are still some significant payments that are expected in terms of revenue for the remainder of the fiscal year. These will fall under the categories of Property Tax and should be received in May/June.

Expenditure Overview

The City has expended \$14.5 million in General Fund dollars in the month of April 2019. This represents approximately 10.4% of the total FY 2018-19 Operating Budget. The month of April 2019 saw somewhat higher expenditures than the previous month due to the month containing three pay periods. This resulted in higher than usual Appropriation Unit A (Salary and Benefit) expenses for the month. To date, there have been total expenditures of \$108.6 million. The year-to-date total is slightly higher than previous years, but this is largely due to the increase in the lump sum payment to CalPERS for the Unfunded Accrued Liability payment that was required at the beginning of the fiscal year in July 2018. This payment was in the amount of \$11.85 million for the General Fund portion of the expense (which is approximately \$2M higher than FY 2017-18).

The majority of expenditures that occurred during the month of April 2019 originated from the Public Safety Departments (\$9.29M) and were related to salary and benefit charges. The salary and benefit expenses for the Police and Fire Departments totaled \$7.15 million in the month of April 2019. All remaining salary and benefit expenditures from General Fund departments totaled \$1.95 million. Excluding Public Safety, the total remaining expenditures across the categories of discretionary expenditures, internal service fund expenditures and transfers out of the General Fund were approximately \$976 thousand.

Fiscal Year 2018-19

April 2019 Monthly Financial Report

City of Modesto, California

Through April 30, 2019*

General Fund Revenues Overview

Revenue Category	Monthly Actuals Received	Monthly % of Total Budget	YTD Actuals	2018-19 Operating Budget	% of Total Budget Received
1 Property Tax - Property	(87,212)	-0.5%	9,874,313	16,681,597	59.2%
2 Property Tax - VLF Swap	-	0.0%	8,360,617	16,762,272	49.9%
3 Sales Tax	2,344,928	7.5%	21,654,799	31,238,582	69.3%
4 Utility Users Tax	1,936,419	9.2%	15,013,727	21,118,548	71.1%
5 Business License/Mill Tax	1,028,759	8.6%	8,875,703	12,000,000	74.0%
6 Franchise Fees	569,561	11.8%	2,840,775	4,822,834	58.9%
7 Transient Occupancy Tax	371,538	13.8%	1,982,188	2,700,100	73.4%
8 Construction Revenues	153,114	6.4%	1,652,245	2,404,911	68.7%
9 Departmental Revenues	1,838,284	10.1%	16,314,834	18,265,166	89.3%
10 Motor Vehicle Fees	-	0.0%	279,931	215,000	130.2%
11 Cannabis Tax	29,959	-	29,959	-	-
12 Transfers In	127,632	5.2%	172,632	2,466,626	7.0%
Total	8,312,982	6.5%	87,051,723	128,675,636	67.7%

Monthly Actuals Notes

- 1 **Property Tax -Property** - In April 2019, the City had a reversal of delinquent property taxes in the amount of \$87k. The next large installment of Property Tax should be received by the City in May/June of this fiscal year.
- 2 **Property Tax - VLF Swap** - The first VLF Swap payment has been received by the City. The payment came in right where it was budgeted for the year. The first payment came in at \$8.36 million. This means that the total payments for the fiscal year should be approximately \$16.7 million.
- 3 **Sales Tax** - In April 2019, the City received a payment of Sales Tax for the month of February 2019. The amount received in this payment was \$2.3M and approximately \$500k higher than the amount received in the prior year during the same month.
- 4 **Utility Users Tax** - In April 2019, the City received UUT payments of \$1.94M. To date, revenues are down by approximately \$537k than the amount received through the same time period in Fiscal Year 2017-18. City Staff will continue to monitor this revenue source closely in the coming months but the amount in April was \$320k higher than the amount received the same month in the prior year.
- 5 **Business License/Mill Tax** - Revenues received through the first ten months of the current fiscal year are up by approximately \$613k from the previous fiscal year. This is a good sign and the revenues received in this category will continued to be monitored as they were substantially higher than the budgeted amount in Fiscal Year 2017-18.
- 9 **Departmental Revenues** - A majority of the revenues received in this category in April 2019 have been received from Non-Departmental (\$788k), the Police Department (\$318k) and the Parks, Recreation & Neighborhoods Department (\$214k).
- 11 **Cannabis Tax** - April 2019 saw the first month partial month of Cannabis Tax receipts. The amount received of only \$29k was for a partial month with only one dispensary open for sales.
- 12 **Transfers In** - To date \$1.9M in Transfers In have been made into the General Fund in the current Fiscal Year. The remaining transfers will be completed by fiscal year-end.

Fiscal Year 2018-19

April 2019 Monthly Financial Report

City of Modesto, California

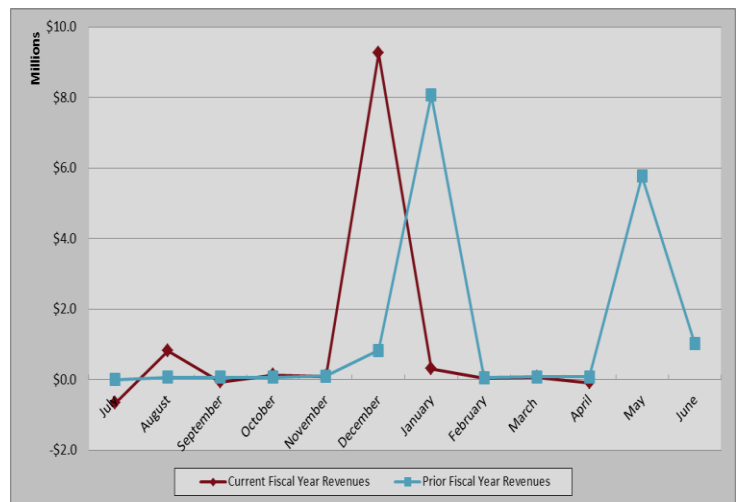
Through April 30, 2019

General Fund Revenue Overview

GENERAL FUND MAJOR REVENUE SOURCES

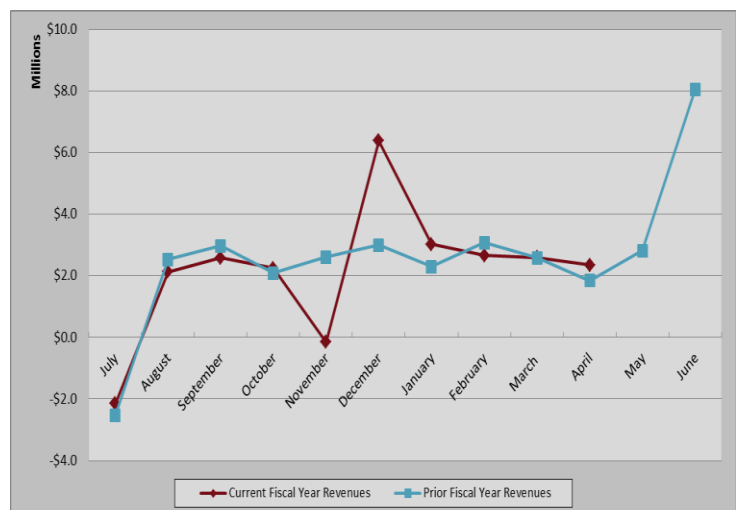
Property Tax - Property

	Current Fiscal Year Revenues	Prior Fiscal Year Revenues	Year-over-Year Variance
July	\$ (661,440)	\$ -	\$ (661,440)
August	\$ 815,225	\$ 60,576	\$ 754,649
September	\$ (70,223)	\$ 60,760	\$ (130,983)
October	\$ 125,938	\$ 70,052	\$ 55,886
November	\$ 91,447	\$ 103,043	\$ (11,596)
December	\$ 9,253,626	\$ 827,990	\$ 8,425,636
January	\$ 302,701	\$ 8,058,707	\$ (7,756,006)
February	\$ 41,210	\$ 57,436	\$ (16,226)
March	\$ 63,041	\$ 78,752	\$ (15,711)
April	\$ (87,212)	\$ 81,553	\$ (168,765)
May		\$ 5,769,629	\$ (5,769,629)
June		\$ 1,025,241	\$ (1,025,241)
Totals	\$ 9,874,313	\$ 16,193,739	\$ (6,319,426)



Sales Tax

	Current Fiscal Year Revenues	Prior Fiscal Year Revenues	Year-over-Year Variance
July	\$ (2,154,776)	\$ (2,526,400)	\$ 371,624
August	\$ 2,128,188	\$ 2,526,400	\$ (398,212)
September	\$ 2,586,826	\$ 2,966,090	\$ (379,264)
October	\$ 2,249,638	\$ 2,083,100	\$ 166,538
November	\$ (155,177)	\$ 2,609,202	\$ (2,764,379)
December	\$ 6,373,867	\$ 3,001,806	\$ 3,372,061
January	\$ 3,023,700	\$ 2,293,945	\$ 729,755
February	\$ 2,657,963	\$ 3,070,819	\$ (412,856)
March	\$ 2,599,642	\$ 2,581,936	\$ 17,706
April	\$ 2,344,928	\$ 1,844,419	\$ 500,509
May		\$ 2,814,769	\$ (2,814,769)
June		\$ 8,036,864	\$ (8,036,864)
Totals	\$ 21,654,799	\$ 31,302,950	\$ (9,648,151)



Fiscal Year 2018-19

April 2019 Monthly Financial Report

City of Modesto, California

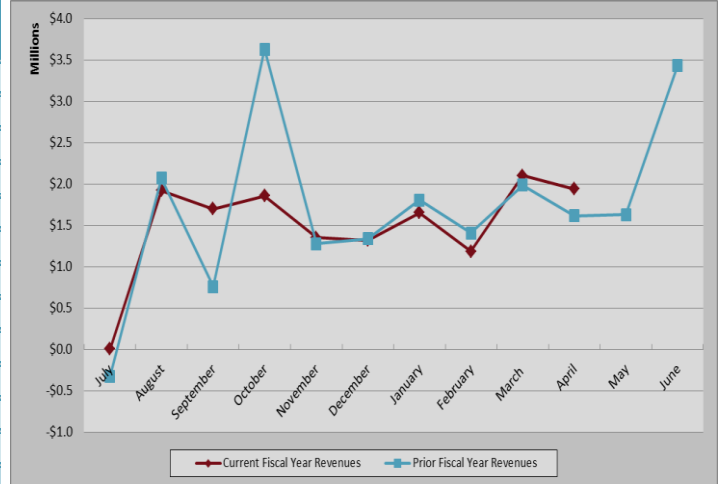
Through April 30, 2019

General Fund Revenue Overview

GENERAL FUND MAJOR REVENUE SOURCES

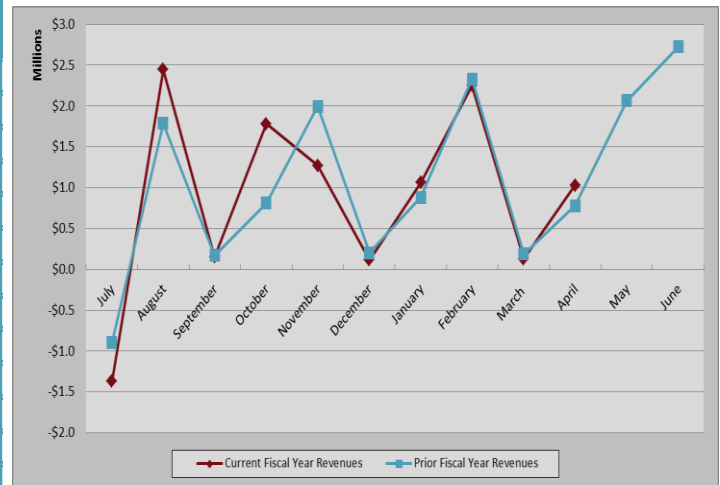
Utility Users Tax

	Current Fiscal Year Revenues	Prior Fiscal Year Revenues	Year-over-Year Variance
July	\$ 3,107	\$ (325,377)	\$ 328,484
August	\$ 1,919,299	\$ 2,067,807	\$ (148,508)
September	\$ 1,696,197	\$ 759,189	\$ 937,008
October	\$ 1,853,877	\$ 3,628,790	\$ (1,774,913)
November	\$ 1,351,056	\$ 1,276,979	\$ 74,077
December	\$ 1,320,263	\$ 1,335,670	\$ (15,407)
January	\$ 1,649,990	\$ 1,803,097	\$ (153,107)
February	\$ 1,184,245	\$ 1,406,063	\$ (221,818)
March	\$ 2,099,274	\$ 1,982,903	\$ 116,371
April	\$ 1,936,419	\$ 1,615,842	\$ 320,577
May		\$ 1,626,420	\$ (1,626,420)
June		\$ 3,432,491	\$ (3,432,491)
Totals	\$ 15,013,727	\$ 20,609,874	\$ (5,596,147)



Business License/Mill Tax

	Current Fiscal Year Revenues	Prior Fiscal Year Revenues	Year-over-Year Variance
July	\$ (1,370,897)	\$ (891,286)	\$ (479,611)
August	\$ 2,448,106	\$ 1,785,949	\$ 662,157
September	\$ 153,525	\$ 171,019	\$ (17,494)
October	\$ 1,781,008	\$ 814,085	\$ 966,923
November	\$ 1,273,455	\$ 1,997,729	\$ (724,274)
December	\$ 117,310	\$ 204,731	\$ (87,421)
January	\$ 1,064,672	\$ 881,085	\$ 183,587
February	\$ 2,252,776	\$ 2,329,106	\$ (76,330)
March	\$ 126,989	\$ 189,083	\$ (62,094)
April	\$ 1,028,759	\$ 780,795	\$ 247,964
May		\$ 2,065,338	\$ (2,065,338)
June		\$ 2,726,165	\$ (2,726,165)
Totals	\$ 8,875,703	\$ 13,053,799	\$ (4,178,096)



Fiscal Year 2018-19

April 2019 Monthly Financial Report

City of Modesto, California

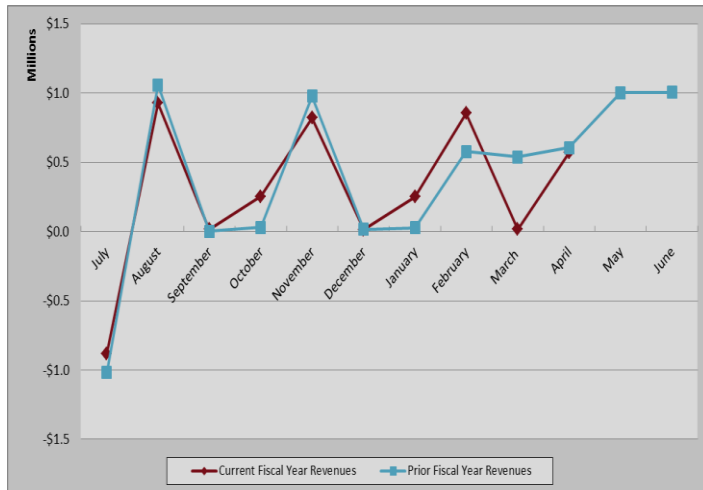
Through April 30, 2019

General Fund Revenue Overview

GENERAL FUND MAJOR REVENUE SOURCES

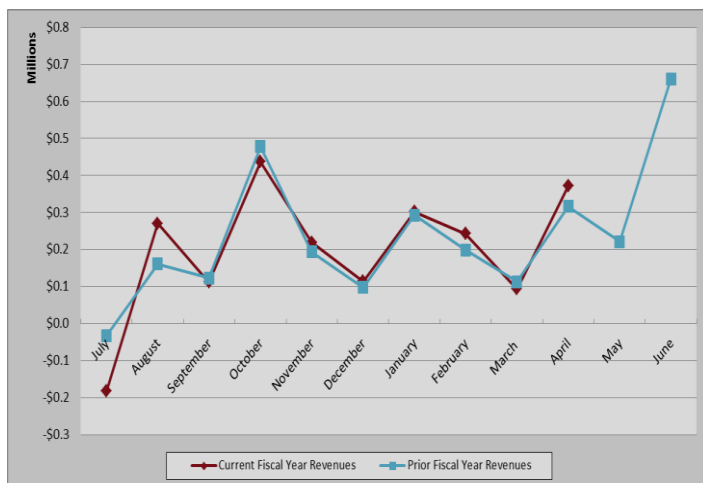
Franchise Fees

	Current Fiscal Year Revenues	Prior Fiscal Year Revenues	Year-over-Year Variance
July	\$ (880,874)	\$ (1,017,135)	\$ 136,261
August	\$ 927,782	\$ 1,057,453	\$ (129,671)
September	\$ 16,002	\$ 2,147	\$ 13,855
October	\$ 253,956	\$ 28,325	\$ 225,631
November	\$ 821,153	\$ 977,950	\$ (156,797)
December	\$ 12,376	\$ 16,912	\$ (4,536)
January	\$ 251,102	\$ 27,409	\$ 223,693
February	\$ 853,169	\$ 577,825	\$ 275,344
March	\$ 16,548	\$ 537,342	\$ (520,794)
April	\$ 569,561	\$ 604,421	\$ (34,860)
May		\$ 1,001,025	\$ (1,001,025)
June		\$ 1,004,528	\$ (1,004,528)
Totals	\$ 2,840,775	\$ 4,818,202	\$ (1,977,427)



Transient Occupancy Tax

	Current Fiscal Year Revenues	Prior Fiscal Year Revenues	Year-over-Year Variance
July	\$ (181,033)	\$ (32,153)	\$ (148,880)
August	\$ 270,418	\$ 161,058	\$ 109,360
September	\$ 111,781	\$ 123,759	\$ (11,978)
October	\$ 436,595	\$ 477,715	\$ (41,120)
November	\$ 219,974	\$ 194,020	\$ 25,954
December	\$ 114,398	\$ 98,262	\$ 16,136
January	\$ 302,611	\$ 293,434	\$ 9,177
February	\$ 242,530	\$ 198,644	\$ 43,886
March	\$ 93,376	\$ 112,991	\$ (19,615)
April	\$ 371,538	\$ 316,503	\$ 55,035
May		\$ 221,484	\$ (221,484)
June		\$ 660,443	\$ (660,443)
Totals	\$ 1,982,188	\$ 2,826,160	\$ (843,972)



Fiscal Year 2018-19

April 2019 Monthly Financial Report

City of Modesto, California

Through April 30, 2019*

General Fund Expenditures Overview

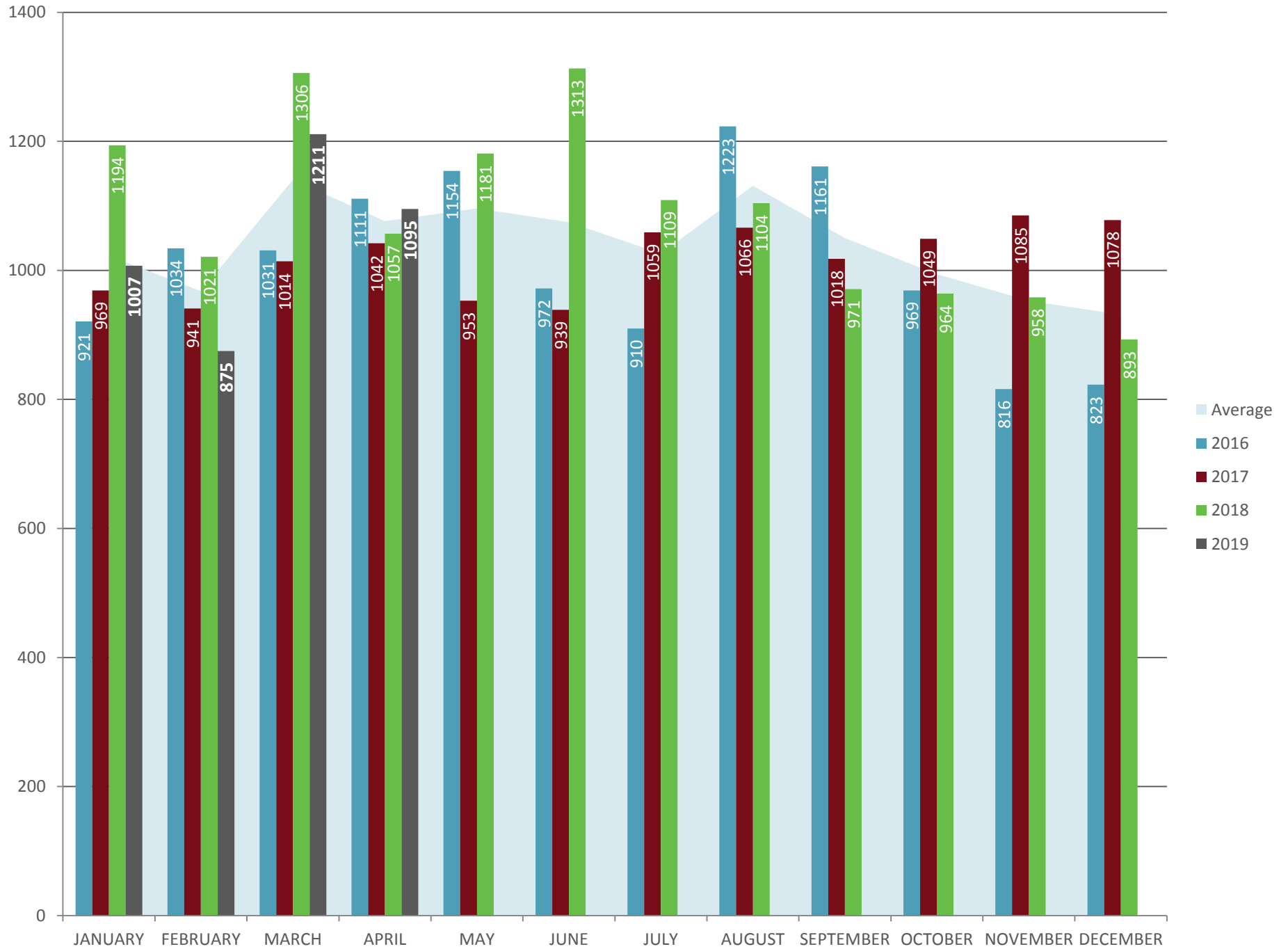
Department	Monthly Actuals Expended	Monthly % of Total Budget	YTD Actuals	2018-19 Operating Budget	% of Total Budget Expended
1 City Council	43,613	10.0%	349,397	435,799	80.2%
2 City Manager's Office	215,128	8.7%	1,906,878	2,470,787	77.2%
3 City Attorney's Office	167,376	7.5%	1,340,649	2,217,964	60.4%
4 City Clerks' Office	43,919	4.6%	572,440	964,498	59.4%
5 Office of the City Auditor	20,636	5.5%	235,327	376,383	62.5%
6 Finance Department	458,783	9.4%	3,819,188	4,876,837	78.3%
7 Community & Economic Development	647,527	9.7%	4,986,081	6,689,689	74.5%
8 Human Resources Department	160,776	9.9%	1,254,753	1,632,005	76.9%
9 Fire Department	3,066,093	9.6%	27,671,827	31,867,288	86.8%
10 Police Department	6,228,450	9.5%	52,902,095	65,349,939	81.0%
11 Parks, Recreation & Neighborhoods	1,109,990	9.5%	9,128,820	11,660,780	78.3%
12 Public Works Department	62,348	11.3%	415,662	553,709	75.1%
13 Non-Departmental	10,706	2.8%	101,559	385,000	26.4%
14 Transfers Out	2,262,351	23.3%	3,948,949	9,717,680	40.6%
Total	14,497,696	10.4%	108,633,625	139,198,358	78.0%

Monthly Actuals Notes

- City Council** - The City Council had a total of \$44k in expenditures in the month of April 2019. \$34k of the expenditures were for salary and benefit expenses, \$8k were for internal service fund charges, and \$1.5k were for discretionary expenses. This is an increase of \$13k in expenses from the previous month mainly in the Salary and Benefits category due to the third pay period in the month.
- City Manager's Office** - The City Manager's Office had a total of \$215k in expenditures in the month of April 2019. \$192k of the expenditures were for salary and benefit expenses, \$14k were for internal service fund charges, and \$9k were for discretionary charges. This is an increase of \$23k in expenses from the previous month mainly due to an increase in Salary and Benefits expense due to the third pay period in the month.
- City Attorney's Office** - The City Attorney's Office had a total of \$167k in expenditures in the month of April 2019. \$60k of the expenditures were for salary and benefit expenses, \$14k were for internal service fund charges, and \$94k for discretionary expenses. This is an increase of \$94k in expenses from the previous month mainly in the discretionary expense category due to more invoices being paid out of this department for legal services in April.
- Finance Department** - The Finance Department had a total of \$459k in expenditures in the month of April 2019. \$364k of the expenditures were for salary and benefit expenses, \$33k were for internal service fund charges, and \$79k were for discretionary expenses. There was also \$17k received as an offsetting expense for direct charge revenue. This is an increase of \$115k in expense from the previous month mainly in the Salary and Benefits category due to the third pay period in the month.
- Community & Economic Development Department** - C&ED had a total of \$648k in expenditures in the month of April 2019. \$436k in expenditures were for salary and benefit expenses, \$51k were for internal service fund charges, and \$185k were for discretionary expenses. There was also \$26k received as an offsetting expense for direct charge revenue. This was an increase of \$229k mainly in the discretionary expense and Salary and Benefits categories.
- Fire Department** - The Fire Department had a total of \$3.07 million in expenditures in the month of April 2019. \$2.49 million of the expenditures were for salary and benefit expenses, \$76k were for internal service fund charges, and \$494k were for discretionary expenses. This was an increase of approximately \$1.2M mainly in discretionary and Salary and Benefit expenses.
- Police Department** - The Police Department had a total of \$6.23 million in expenditures in the month of April 2019. \$4.65 million of the expenditures were for salary and benefit expenses, \$235k were for internal service fund charges, and \$1.38M were for discretionary expenses. There was also \$40k received as an offsetting expense for direct charge revenue. This is an increase of \$2M in expenses mainly in the salary and benefit and discretionary categories.

MPD ARREST STATS

Reported to DOJ (UCR)



Includes Adult and Juvenile

Statistics include: All "reportable" arrests to DOJ. Excludes: infractions, traffic offense, mspeeding, running red light etc.

MODESTO POLICE DEPARTMENT

UCR ARREST AND CRIME STATISTICS

2019

ARRESTS

MONTH	2017	2018	2019
JANUARY	969	1194	1007
FEBRUARY	941	1021	875
MARCH	1014	1306	1211
APRIL	1042	1057	1095
MAY	953	1181	
JUNE	939	1313	
JULY	1059	1109	
AUGUST	1066	1104	
SEPTEMBER	1018	971	
OCTOBER	1049	964	
NOVEMBER	1085	958	
DECEMBER	1078	893	
TOTAL	12213	13071	4188

April

YTD Comparison (2018 to 2019)

Crime Type	Over/Under	% Change
Part 1	-117	-4%
Auto Theft	25	6%
Commercial	58	31%
Larceny	-169	-9%
Residential	13	7%
Robbery	11	8%

PART 1

MONTH	2017	2018	2019
JANUARY	959	899	740
FEBRUARY	823	749	832
MARCH	900	802	788
APRIL	888	819	792
MAY	891	899	
JUNE	827	761	
JULY	884	802	
AUGUST	893	804	
TOTAL	7065	6535	3152

AUTO THEFT

MONTH	2017	2018	2019
JANUARY	124	115	106
FEBRUARY	114	91	99
MARCH	121	100	114
APRIL	111	88	100
MAY	146	110	
JUNE	102	78	
JULY	119	99	
AUGUST	130	97	
TOTAL	967	778	419

COMMERCIAL BURG

MONTH	2017	2018	2019
JANUARY	59	52	51
FEBRUARY	47	41	73
MARCH	46	46	62
APRIL	49	45	57
MAY	55	46	
JUNE	35	35	
JULY	37	29	
AUGUST	32	33	
TOTAL	360	327	243

LARCENY

MONTH	2017	2018	2019
JANUARY	523	493	391
FEBRUARY	457	441	445
MARCH	493	437	418
APRIL	481	470	418
MAY	463	528	
JUNE	480	450	
JULY	486	439	
AUGUST	479	477	
TOTAL	3862	3735	1672

RESIDENTIAL BURG

MONTH	2017	2018	2019
JANUARY	81	53	39
FEBRUARY	69	49	69
MARCH	56	43	45
APRIL	71	52	58
MAY	59	44	
JUNE	37	58	
JULY	72	41	
AUGUST	61	50	
TOTAL	506	390	211

ROBBERIES

MONTH	2017	2018	2019
JANUARY	60	50	34
FEBRUARY	38	31	40
MARCH	45	25	41
APRIL	37	37	39
MAY	37	33	
JUNE	36	28	
JULY	42	40	
AUGUST	39	31	
TOTAL	334	275	154

As of 2017 Non-Agg Assaults are no longer included as part of Part 1 crimes. This will be the case from here on out.

Measure L Projects

Lakewood Street Improvements

Expenses		Revenues		
Project Code	101037	City Funds	*MOE	\$375,000
Project Budget	\$2,899,758	Federal Funds		\$0
Encumbered	\$897,836	State Funds		\$0
Expended	\$1,828,301	Measure L		\$2,527,758
Available	\$	Total		\$2,899,758
		Received		\$2,899,758

Estimated Completion Date: June 2019

Phase: Construction

Overall Project Details:

This project consists of rubberized cape seal, restriping, and The Americans with Disabilities Act (ADA) ramp upgrades to Sonoma Avenue from Scenic Drive to Laramie Drive, Lakewood Avenue from Scenic Drive to Laramie Drive and neighborhood within Sonoma Avenue, Laramie Drive, Lillian Drive, and Scenic Drive.

Latest Project Status:

Project has resumed work after a Winter Suspension. All concrete work is complete. The contractor is currently install rubberized cape seal in the western areas of the project.



*Maintenance of Effort

SB 1 Project

Slurry Seal Project #19

Expenses		Revenues	
Project Code		City Funds	\$0
Project Budget	\$1,296,972	Federal Funds	\$0
Encumbered	\$0	State Funds	\$0
Expended	\$138,552	Other Funds	\$0
Available	\$0	Total	\$0
		Received	\$0

Estimated Completion Date: October 2019

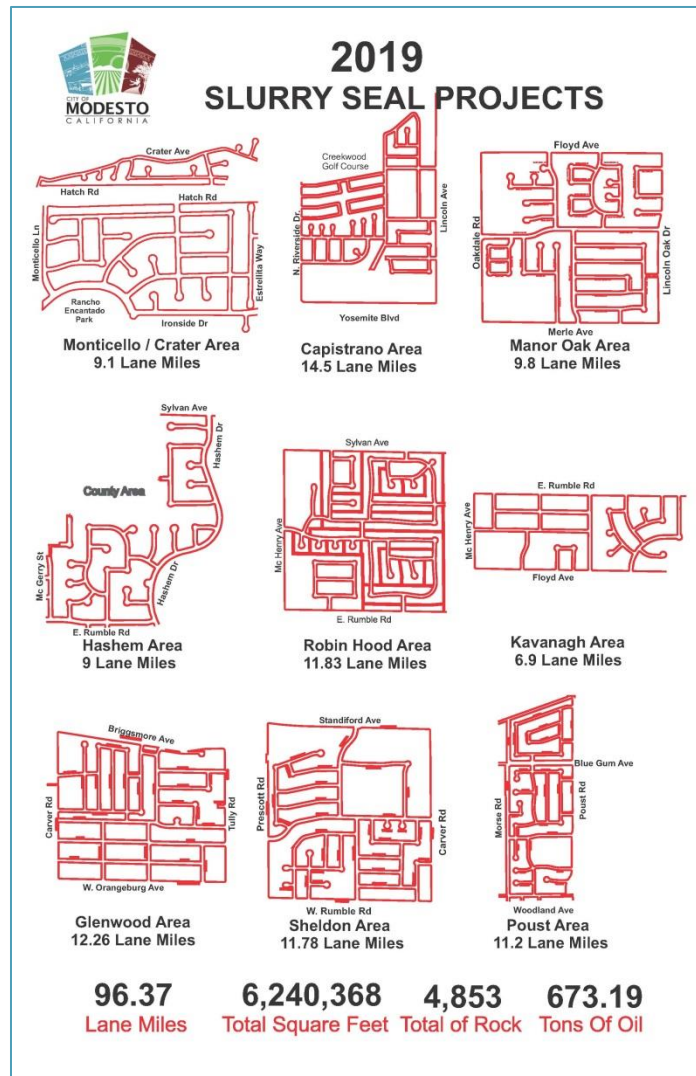
Phase: 4th Year of Annual Program

Overall Project Details:

The purpose of this program is to maintain and preserve the streets of Modesto.

Project Status:

Since April 29, 2019, 9.1 lane miles have been completed.



Community & Economic Development

Bus Turnout SB Dale Rd

Expenses		Revenues	
Project Code	100727	City Funds	\$46,694
Project Budget	\$912,090	Federal Funds	\$520,396
Encumbered	\$217,178	State Funds	\$345,000
Expended	\$420,551	Other Funds	\$0
Available	\$274,361	Total	\$912,090
		Received	\$912,090

Estimated Completion Date: June 1, 2019

Phase: Construction

Overall Project Details:

This project will construct a bus stop located outside of the travel lane on the west side of Dale Road, South of Veneman Avenue so that a bus can stop and not block southbound Dale Road traffic flow.

Latest Project Status:

The Contractor has completed the construction of the new bus stop. Sidewalk installation is underway.



Parks, Recreation & Neighborhoods

Mellis Park Improvements

Expenses		Revenues	
Project Code	101147	City Funds	\$0
Project Budget	\$440,000	Federal Funds	\$440,000
Encumbered	\$232,389	State Funds	\$0
Expended	\$150,557	Other Funds	\$0
Available	\$57,054	Total	\$440,000
		Received	\$440,000

Estimated Completion Date: Summer 2019

Phase: Construction

Overall Project Details:

The Mellis Park Improvement Project consist of removal and replacement of the picnic area including the picnic structure, concrete paving, drinking fountain and barbeque units; to accommodate ADA accessibility which includes tables, parking stalls, drinking fountain, curb ramp and accessible concrete paths.

Latest Project Status:

The project broke ground in March and the contractor has removed all existing site amenities. In April construction progressed and is currently proceeding on schedule. The next steps include paving, placing site furnishings, and seeding the lawn areas.



Picnic structure under construction

Utilities

Del Rio Tank 14, Well 68 & Pump Station


Expenses		Revenues	
Project Code	100473	City Funds	\$11,843,334
Project Budget	\$11,843,334	Federal Funds	\$0
Encumbered	\$8,966,531	State Funds	\$0
Expended	\$1,877,955	Other Funds	\$0
Available	\$988,848	Total Received	\$0

Completion Date: Spring 2020

Phase: Construction

Overall Project Details:

This project will construct a 0.25 million gallon steel water tank, a 1,000 gallon-per-minute well production pump, a 2.45 million gallon-per-day booster pump station, a 1.4 acre-foot retention basin, and a 16-inch transmission main installation from the intersection of St. John Road and Country Club Drive, south to Ladd Road, where it will tie into the tank site. The project will increase service reliability and correct the existing supply and pressure deficiencies of the City's Del Rio water system, located northwest of the Modesto city limits. The project site is located at 718 Ladd Road on approximately 4 acres just southeast of the intersection of Ladd Road and St. Johns Road.



Latest Project Status:

The City's consultant finalized a design for the Granular Activated Carbon (GAC) treatment system and is currently negotiating with the contractor, Mountain Cascade, on a final price. Council approved an increase in director's authority on April 23, 2019 that will allow the City to have enough funding to create a change order. Additionally, the City, Del Rio Property Owner's Association, the City's Construction Management firm (NV5) and the contractor had their first monthly meeting to discuss the project and schedule. The installation of the 16" water main was installed and completed in St. Johns Road. Grading, drainage, as well as procurement and fabrication of the piping for the tank and booster pump station were completed. The County and the City collaborated on a full road grinding and paving plan for St. Johns Road that will be paved by the contractor in due course. The County will credit back the encroachment permit fee to assist with additional paving that was not required for the project.



Water Corporation Yard

Expenses		Revenues	
Project Code	100812	City Funds	\$19,711,500
Project Budget	\$19,711,500	Federal Funds	\$0
Encumbered	\$9,252,335	State Funds	\$0
Expended	\$8,929,144	Other Funds	\$0
Available	\$1,530,021	Total	\$0
		Received	\$0

Completion Date: December 2019


Phase: Design/Construction

Overall Project Details:

The project will consolidate the Utilities Department Water Services Division's three locations into one location at 4240 Litt Road. The project will be delivered utilizing the design build procurement method. In addition, the project will construct a satellite maintenance yard for Parks Operations. Improvements include an administration building, post framed storage structure, maintenance storage structure, site improvements and vehicle/tire washout.

Latest Project Status:

This project is 45% complete. Progress of the work on site was excellent in April. Interior steel framing for the Parks/Maintenance buildings and mechanical, plumbing, and electric rough is nearly complete. Structural steel and wood structure work on the Admin Building and site underground utilities are complete. Fire sprinkler design has been approved and piping has begun in the Parks/Maintenance building.



Grogan Park Production Well

Expenses		Revenues	
Project Code	101035	City Funds	\$2,548,728
Project Budget	\$2,548,728	Federal Funds	\$0
Encumbered	\$460,203	State Funds	\$0
Expended	\$1,707,008	Other Funds	\$0
Available	\$381,517	Total	\$0
		Received	\$0

Completion Date: June 2019

Phase: Construction

Overall Project Details:

This project will provide a 1,500 gallon-per-minute potable well to serve the Tivoli specific plan area at the corner of Sylvan Avenue and Litt Road. Surface improvements will include the well pump, yard piping, mechanical, electrical and structural components.

Latest Project Status:

Project is currently 90% complete. Due to weather stabilizing in the month of April, the contractor has been able to ramp up construction activities at the site. The contractor removed vegetated growth and put together all of the plumbing for the well. City staff has coordinated with the Modesto Irrigation District (MID) to establish an easement so that power can be established to the pump. The City's design consultant prepared a legal description and exhibit which was sent to MID for their review and approval.



Amtrak North Parking Lot Project

Expenses		Revenues	
Project Code	101014	City Funds	\$0
Project Budget	\$638,245	Federal Funds	\$0
Encumbered	\$446,826	State Funds	\$0
Expended	\$98,886	Local Transportation Funds	\$ 638,245
Available	\$92,534	Total	\$0
		Received	\$0

Completion Date: July 2019

Phase: Construction

Overall Project Details:

This project will increase the size of the existing parking lot at the Modesto Amtrak Station by adding 77 parking stalls to accommodate increase use of the station. During several holiday periods throughout the year the existing parking lot is unable to accommodate the number of vehicles that need to be parked there.

Latest Project Status:

Construction activities began in mid-April with clearing & grubbing of the site. A majority of the site has been stabilized with rough grading activities complete.



Well 71 (Replacing Well 226) Subsurface Improvements

Expenses		Revenues	
Project Code	101068	City Funds	\$924,067
Project Budget	\$924,067	Federal Funds	\$0
Encumbered	\$0	State Funds	\$0
Expended	\$15,696	Other Funds	\$0
Available	\$908,371	Total	\$0
		Received	\$0

Completion Date: June 2019

Phase: Construction

Overall Project Details:

City water supply Well 226, located at the northwest corner of Conant and Brenner Avenues, was taken offline in 2006 due to elevated arsenic and nitrate concentrations. The new Well 226 will provide a 700 gpm potable well to serve the Highway Village and restore the well to optimum capacity. During the design process, the State informed the City that a new identifier would be required and Well 71 was assigned.

Latest Project Status:

Water quality samples were collected in the month of April and sent to the lab to verify the design of the proposed well. Due to non-responsiveness of the laboratory, there have been delays in receiving the test results and as a result the contractor has been on standby. The design consultants is waiting to receive the final results so that the contractor can drill well and set screens per the design. It is anticipated that drilling activities will reconvene in mid-May.



Well 72 (Replacing Well 229) Subsurface Improvements

Expenses		Revenues	
Project Code	100853	City Funds	\$1,883,171
Project Budget	\$1,883,171	Federal Funds	\$0
Encumbered	\$970,538	State Funds	\$0
Expended	\$657,958	Other Funds	\$0
Available	\$254,675	Total	\$0
		Received	\$0

Completion Date: July 2019

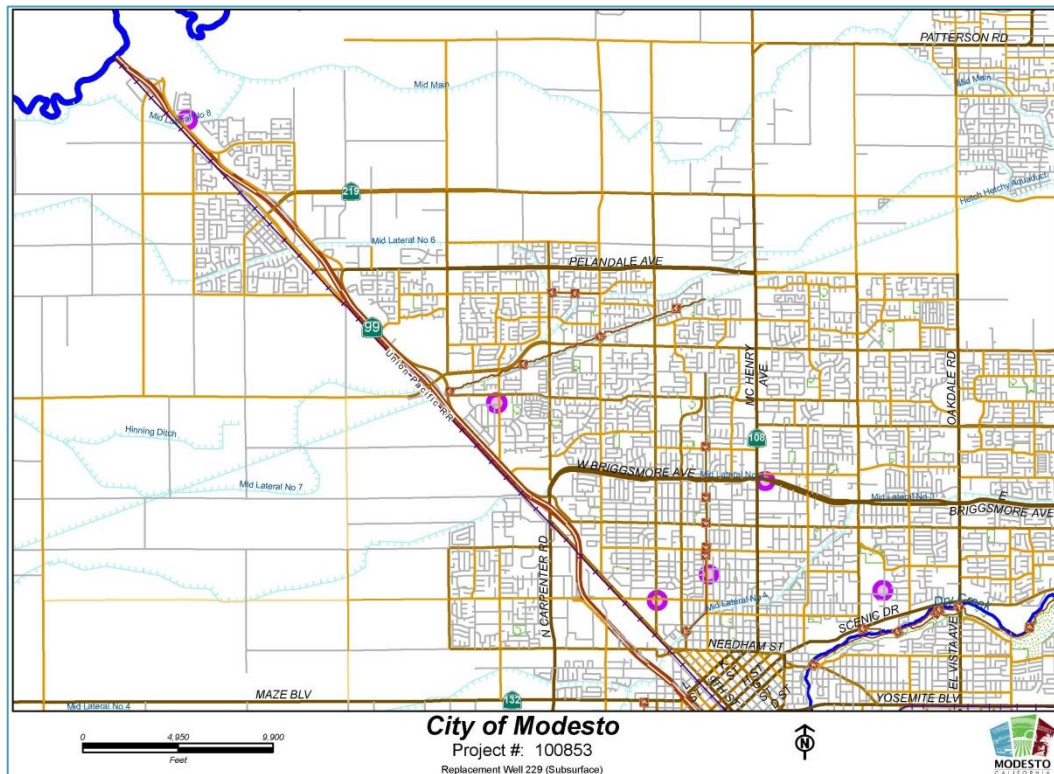
Phase: Pre-Construction

Overall Project Details:

City Well 229 is strategically important to the City's water supply infrastructure as it is located near Sutter and Rouse Avenues in southwest Modesto. Due to elevated nitrate conditions, Well 229 was taken offline in early 2016. The new Well 229 will provide a 500 gpm potable well to serve the southwest area of Modesto and restore the well to optimum capacity. During the design process, the State informed the City that a new identifier would be required and Well 72 was assigned.

Latest Project Status:

A construction contract was awarded at council on March 12, 2019 to NorCal Drilling & Pump, Inc. Submittals between the City, the City's consultant and the contractor have been finalized. Mobilization activities are expected to begin in mid-May with drilling activities to begin in late May.



Dryden Box & Influent Flume

Expenses		Revenues	
Project Code	100794	City Funds	\$17,900,529
Project Budget	\$17,900,529	Federal Funds	\$0
Encumbered	\$12,438,990	State Funds	\$0
Expended	\$3,628,578	Other Funds	\$0
Available	\$0	Total	\$17,900,529
		Received	\$0

Completion Date: Fall 2020

Phase: Construction

Overall Project Details:

This project will provide underground concrete structures (new Dryden box and West Trunk Junction structure, Junction Box No.1) including sewer and trunk lines, Pumping Plant No.3 improvements (including addition of two new to account for low flows and electrical modifications), Biofilter modifications and divers yard piping.

Latest Project Status:

The concrete structures are in various stages of completion (50-75%). Installation of 84" sewer trunk, and start of electrical upgrades at the plant pump station began. Progress has been made this month on the new concrete structures. The pictures show structural reinforcement needed for the deep concrete structures.



Ceres Trunk Rehabilitation

Expenses		Revenues	
Project Code	100683	City Funds	\$7,834,614
Project Budget	\$7,834,614	Federal Funds	\$0
Encumbered	\$694,012	State Funds	\$0
Expended	\$6,286,652	Other Funds	\$0
Available	\$0	Total	\$7,834,614
		Received	\$0

Completion Date: Summer 2019

Phase: Construction

Overall Project Details:

This project will replace the oldest and most deteriorated segments of the Ceres Trunk (Sanitary Sewer), from Blankenburg Avenue, east of Highway 99, to the Shackelford Crossing, near Zeff Road and Crows Landing Road. This project will also include the rehabilitation of the existing Highway 99 crossing, the installation of a second 24-inch diameter pipeline for reliability and install flow meter.

Latest Project Status:

The project is approximately 95% complete. The contractor needs to finish installing hatches on the diversion structures and the electrical work on the new Parshall Flume.



Design Phase

Department	Project Name	Design Amount	Total Project Amount
Community & Economic Development			
	Claratina: McHenry/Coffee 4 Lane	\$1,402,167	\$6,062,911
	Right Turn Ln McHenry to Briggs	\$193,000	\$2,131,892
	WB D St. to NB 9 th St. Right Turn Lane Improvement	\$222,633	\$1,314,936
	2016 Pavement Rehabilitation (La Loma)	\$273,080	\$1,857,573
	Pavement Rehabilitation Crows Landing	\$250,000	\$250,000
	Paradise Road 1 st . to Carpenter Road	\$250,000	\$250,000
	Claratina Phase 1 – Hetch Hetchy Crossing	\$200,000	\$6,270,000
	Pavement Rehabilitation Pelandale Ave.	\$323,000	\$323,000
Measure L	Systemic Safety Analysis Report Program	\$250,000	\$250,000
Measure L	Portions of Wylie Dr., Floyd Ave. & Carver Ave.	\$300,000	\$2,000,000
Measure L	Improve Traffic Flow and Safety – Orville Wright School	\$70,000	\$506,702
Measure L	Paradise Road ATP Cycle III	\$25,000	\$25,000
	Pelandale Avenue Phase II	\$954,363	\$954,363
Measure L	Bike Trail along MID Canal	\$117,222	\$1,092,054
Measure L	Tully Road Safety Improvements	\$34,538	\$411,183
Measure L	Village One Slurry Seal	\$135,000	\$1,862,060
Measure L	Dry Creek Trail Maintenance	\$91,333	\$685,000
Modesto Fire			
	MFD Station No.1 Roof Replacement	\$25,000	\$337,850

Design Phase

Department	Project Name	Design Amount	Total Project Amount
Parks, Recreation & Neighborhoods			
	Virginia Corridor Phase 7	\$ 500,000	\$4,514,442
	Ralston Tower Park Renovation	\$ 100,000	\$1,200,000
	Downey Shade Structure Replacement	\$ 25,000	\$ 250,000
	The Awesome Spot Playground	Community	\$2,500,000
	Carpenter Road Soccer Complex	\$ 35,000	\$1,035,000
	TRRP Neece Drive Boat Launch	\$ 139,000	\$805,000
	TRRP River Overlook	\$ 120,000	\$849,940
Public Works			
	100451 – Fleet Services Heavy Duty Maintenance Bays	\$700,935	\$5,533,141
	101045 – Transit Center Expansion	\$70,000	\$325,000
SB1 \$32,000	101095 – Transit Center Improvements	\$523,544	\$5,697,911
	101014 – Amtrak Station Parking Expansion	\$85,200	\$534,600
	101149 – Amtrak Restroom Remodel	\$15,000	\$150,000
Utilities			
	Highway Village Strengthen & Replace	\$112,187	\$3,965,000
	Sonoma Trunk Extension	\$288,494	\$1,775,794
	Crows Landing Sewer Trunk	\$120,000	\$1,512,000
	BMF - Parts Storage Room Upgrade	\$100,000	\$930,000
	New Jennings WQC Entrance	\$259,261	\$840,000
	Bermuda Way Strengthen & Replace	\$108,000	\$1,571,120
	Spencer Avenue Strengthen & Replace	\$105,000	\$1,550,000