

City of Modesto

FY 2013-14 Consolidated Annual Performance & Evaluation Report



CITY OF
MODESTO
CALIFORNIA



Office of Community Planning and Development
U.S. Department of Housing and Urban Development
Integrated Disbursement and Information System
PR26 - CDBG Financial Summary Report
Program Year 2013
MODESTO , CA

DATE: 09-30-14
TIME: 18:46
PAGE: 1

PART I: SUMMARY OF CDBG RESOURCES

01 UNEXPENDED CDBG FUNDS AT END OF PREVIOUS PROGRAM YEAR	0.00
02 ENTITLEMENT GRANT	1,867,649.00
03 SURPLUS URBAN RENEWAL	0.00
04 SECTION 108 GUARANTEED LOAN FUNDS	0.00
05 CURRENT YEAR PROGRAM INCOME	228,192.78
05a CURRENT YEAR SECTION 108 PROGRAM INCOME (FOR SI TYPE)	0.00
06 RETURNS	292,084.55
07 ADJUSTMENT TO COMPUTE TOTAL AVAILABLE	0.00
08 TOTAL AVAILABLE (SUM, LINES 01-07)	2,387,926.33

PART II: SUMMARY OF CDBG EXPENDITURES

09 DISBURSEMENTS OTHER THAN SECTION 108 REPAYMENTS AND PLANNING/ADMINISTRATION	1,393,944.68
10 ADJUSTMENT TO COMPUTE TOTAL AMOUNT SUBJECT TO LOW/MOD BENEFIT	0.00
11 AMOUNT SUBJECT TO LOW/MOD BENEFIT (LINE 09 + LINE 10)	1,393,944.68
12 DISBURSED IN IDIS FOR PLANNING/ADMINISTRATION	410,675.10
13 DISBURSED IN IDIS FOR SECTION 108 REPAYMENTS	378,063.70
14 ADJUSTMENT TO COMPUTE TOTAL EXPENDITURES	0.00
15 TOTAL EXPENDITURES (SUM, LINES 11-14)	2,182,683.48
16 UNEXPENDED BALANCE (LINE 08 - LINE 15)	205,242.85

PART III: LOWMOD BENEFIT THIS REPORTING PERIOD

17 EXPENDED FOR LOW/MOD HOUSING IN SPECIAL AREAS	0.00
18 EXPENDED FOR LOW/MOD MULTI-UNIT HOUSING	0.00
19 DISBURSED FOR OTHER LOW/MOD ACTIVITIES	1,393,944.68
20 ADJUSTMENT TO COMPUTE TOTAL LOW/MOD CREDIT	0.00
21 TOTAL LOW/MOD CREDIT (SUM, LINES 17-20)	1,393,944.68
22 PERCENT LOW/MOD CREDIT (LINE 21/LINE 11)	100.00%

LOW/MOD BENEFIT FOR MULTI-YEAR CERTIFICATIONS

23 PROGRAM YEARS(PY) COVERED IN CERTIFICATION	PY: PY: PY:
24 CUMULATIVE NET EXPENDITURES SUBJECT TO LOW/MOD BENEFIT CALCULATION	0.00
25 CUMULATIVE EXPENDITURES BENEFITTING LOW/MOD PERSONS	0.00
26 PERCENT BENEFIT TO LOW/MOD PERSONS (LINE 25/LINE 24)	0.00%

PART IV: PUBLIC SERVICE (PS) CAP CALCULATIONS

27 DISBURSED IN IDIS FOR PUBLIC SERVICES	265,141.33
28 PS UNLIQUIDATED OBLIGATIONS AT END OF CURRENT PROGRAM YEAR	0.00
29 PS UNLIQUIDATED OBLIGATIONS AT END OF PREVIOUS PROGRAM YEAR	0.00
30 ADJUSTMENT TO COMPUTE TOTAL PS OBLIGATIONS	0.00
31 TOTAL PS OBLIGATIONS (LINE 27 + LINE 28 - LINE 29 + LINE 30)	265,141.33
32 ENTITLEMENT GRANT	1,867,649.00
33 PRIOR YEAR PROGRAM INCOME	222,863.28
34 ADJUSTMENT TO COMPUTE TOTAL SUBJECT TO PS CAP	0.00
35 TOTAL SUBJECT TO PS CAP (SUM, LINES 32-34)	2,090,512.28
36 PERCENT FUNDS OBLIGATED FOR PS ACTIVITIES (LINE 31/LINE 35)	12.68%

PART V: PLANNING AND ADMINISTRATION (PA) CAP

37 DISBURSED IN IDIS FOR PLANNING/ADMINISTRATION	410,675.10
38 PA UNLIQUIDATED OBLIGATIONS AT END OF CURRENT PROGRAM YEAR	0.00
39 PA UNLIQUIDATED OBLIGATIONS AT END OF PREVIOUS PROGRAM YEAR	0.00
40 ADJUSTMENT TO COMPUTE TOTAL PA OBLIGATIONS	0.00
41 TOTAL PA OBLIGATIONS (LINE 37 + LINE 38 - LINE 39 +LINE 40)	410,675.10
42 ENTITLEMENT GRANT	1,867,649.00
43 CURRENT YEAR PROGRAM INCOME	228,192.78
44 ADJUSTMENT TO COMPUTE TOTAL SUBJECT TO PA CAP	0.00
45 TOTAL SUBJECT TO PA CAP (SUM, LINES 42-44)	2,095,841.77
46 PERCENT FUNDS OBLIGATED FOR PA ACTIVITIES (LINE 41/LINE 45)	19.59%



Office of Community Planning and Development
 U.S. Department of Housing and Urban Development
 Integrated Disbursement and Information System
 PR26 - CDBG Financial Summary Report
 Program Year 2013
 MODESTO, CA

DATE: 09-30-14
 TIME: 18:46
 PAGE: 2

LINE 17 DETAIL: ACTIVITIES TO CONSIDER IN DETERMINING THE AMOUNT TO ENTER ON LINE 17

Report returned no data.

LINE 18 DETAIL: ACTIVITIES TO CONSIDER IN DETERMINING THE AMOUNT TO ENTER ON LINE 18

Report returned no data.

LINE 19 DETAIL: ACTIVITIES INCLUDED IN THE COMPUTATION OF LINE 19

Plan Year	IDIS Project	IDIS Activity	Voucher Number	Activity Name	Matrix Code	National Objective	Drawn Amount
2009	20	907	5638085	ACCESSIBILITY ACCESS (KKMC)	03L	LMA	\$522.73
2009	20	907	5730942	ACCESSIBILITY ACCESS (KKMC)	03L	LMA	\$54,477.27
2011	6	1006	5643251	ACCESSIBILITY AT PUBLIC FACILITIES-Centre Plaza	03	LMC	\$163.17
2011	6	1044	5673660	ADA Accessibility - Elevator repair	03	LMC	\$4,163.88
2011	6	1045	5638085	ACCESSIBILITY ACCESS - MUNI	03	LMA	\$4,043.27
2011	6	1045	5662336	ACCESSIBILITY ACCESS - MUNI	03	LMA	\$336.29
2011	6	1053	5643251	ADA COMPLIANCE PROJECT	03	LMC	\$38,449.16
2012	3	1058	5640969	HOME REPAIR PROGRAM/DISABLED ACCESS PROGRAM - SINGLE UNIT	14A	LMH	\$202.70
2012	3	1058	5674893	HOME REPAIR PROGRAM/DISABLED ACCESS PROGRAM - SINGLE UNIT	14A	LMH	\$15,958.50
2012	5	1052	5607810	NEIGHBORHOOD CLEAN-UP	06	LMA	\$132.19
2012	5	1086	5638085	ADA CURB IMPROVMENTS 2013-87	03L	LMC	\$34,075.43
2012	5	1086	5662336	ADA CURB IMPROVMENTS 2013-87	03L	LMC	\$6,070.95
2012	5	1086	5673660	ADA CURB IMPROVMENTS 2013-87	03L	LMC	\$185.38
2012	8	1082	5643251	ADA Improvements - City Parks	03	LMC	\$75,446.12
2012	8	1082	5662336	ADA Improvements - City Parks	03	LMC	\$29,619.17
2012	8	1082	5673660	ADA Improvements - City Parks	03	LMC	\$16,599.31
2012	8	1082	5716475	ADA Improvements - City Parks	03	LMC	\$167,700.13
2012	8	1082	5730942	ADA Improvements - City Parks	03	LMC	\$1,373.00
2013	1	1096	5637361	Energy Efficiency Grants	14A	LMH	\$30,682.39
2013	1	1096	5662336	Energy Efficiency Grants	14A	LMH	\$2,385.00
2013	1	1096	5673660	Energy Efficiency Grants	14A	LMH	\$8,714.00
2013	1	1096	5719231	Energy Efficiency Grants	14A	LMH	\$19,200.00
2013	1	1096	5730639	Energy Efficiency Grants	14A	LMH	\$4,811.10
2013	1	1097	5637361	Minor Home Repair Grant 2013	14A	LMH	\$21,068.32
2013	1	1097	5662336	Minor Home Repair Grant 2013	14A	LMH	\$3,150.00
2013	1	1097	5673660	Minor Home Repair Grant 2013	14A	LMH	\$5,680.00
2013	1	1097	5716475	Minor Home Repair Grant 2013	14A	LMH	\$6,834.00
2013	1	1097	5730639	Minor Home Repair Grant 2013	14A	LMH	\$3,449.25
2013	1	1098	5637361	CDBG Rehab Administration	14H	LMH	\$132,042.56
2013	1	1098	5662336	CDBG Rehab Administration	14H	LMH	\$32,192.72
2013	1	1098	5730639	CDBG Rehab Administration	14H	LMH	\$154,545.65
2013	1	1106	5640969	HOME REPAIR PROGRAM/DISABLED ACCESS PROGRAM - SINGLE UNIT	14A	LMH	\$50,050.92
2013	1	1106	5667165	HOME REPAIR PROGRAM/DISABLED ACCESS PROGRAM - SINGLE UNIT	14A	LMH	\$25,739.03
2013	1	1106	5674893	HOME REPAIR PROGRAM/DISABLED ACCESS PROGRAM - SINGLE UNIT	14A	LMH	\$996.06
2013	1	1106	5696761	HOME REPAIR PROGRAM/DISABLED ACCESS PROGRAM - SINGLE UNIT	14A	LMH	\$56,992.00
2013	1	1106	5725014	HOME REPAIR PROGRAM/DISABLED ACCESS PROGRAM - SINGLE UNIT	14A	LMH	\$61,094.70
2013	1	1106	5731187	HOME REPAIR PROGRAM/DISABLED ACCESS PROGRAM - SINGLE UNIT	14A	LMH	\$8,219.00
2013	1	1129	5673660	LEAD BASED PAINT SERVICES	14I	LMH	\$530.00
2013	1	1129	5730639	LEAD BASED PAINT SERVICES	14I	LMH	\$595.00
2013	2	1095	5643251	CODE ENFORCEMENT - NEIGHBORHOOD	15	LMA	\$20,314.87
2013	2	1095	5662336	CODE ENFORCEMENT - NEIGHBORHOOD	15	LMA	\$5,376.51



Office of Community Planning and Development
 U.S. Department of Housing and Urban Development
 Integrated Disbursement and Information System
 PR26 - CDBG Financial Summary Report
 Program Year 2013
 MODESTO, CA

DATE: 09-30-14
 TIME: 18:46
 PAGE: 8

Plan Year	IDIS Project	IDIS Activity	Voucher Number	Activity Name	Matrix Code	National Objective	Drawn Amount
2013	2	1095	5673660	CODE ENFORCEMENT - NEIGHBORHOOD	15	LMA	\$7,565.06
2013	2	1095	5711945	CODE ENFORCEMENT - NEIGHBORHOOD	15	LMA	\$12,365.53
2013	2	1095	5730639	CODE ENFORCEMENT - NEIGHBORHOOD	15	LMA	\$4,691.03
2013	2	1099	5643251	NEIGHBORHOOD CLEAN-UP	05V	LMA	\$1,179.86
2013	2	1099	5662336	NEIGHBORHOOD CLEAN-UP	05V	LMA	\$2,616.92
2013	2	1099	5711945	NEIGHBORHOOD CLEAN-UP	05V	LMA	\$655.22
2013	2	1099	5730639	NEIGHBORHOOD CLEAN-UP	05V	LMA	\$11,862.95
2013	2	1123	5719231	2013PS Emergency Response Svs (ARC)	05	LMC	\$9,751.86
2013	2	1123	5730639	2013PS Emergency Response Svs (ARC)	05	LMC	\$2,248.14
2013	2	1124	5643251	2013PS Daily Bread Mobile Lunch Program (USF)	05	LMC	\$2,375.00
2013	2	1124	5711945	2013PS Daily Bread Mobile Lunch Program (USF)	05	LMC	\$7,125.00
2013	2	1125	5643251	2013PS Food Assistance and Food 4 Thought (SHFB)	05	LMC	\$10,384.93
2013	2	1125	5711945	2013PS Food Assistance and Food 4 Thought (SHFB)	05	LMC	\$11,955.31
2013	2	1125	5730639	2013PS Food Assistance and Food 4 Thought (SHFB)	05	LMC	\$3,159.76
2013	2	1126	5643251	2013PS Healthy Start Family Resource Ctr (MCS)	05	LMA	\$635.16
2013	2	1126	5673660	2013PS Healthy Start Family Resource Ctr (MCS)	05	LMA	\$7,685.11
2013	2	1126	5722229	2013PS Healthy Start Family Resource Ctr (MCS)	05	LMA	\$452.69
2013	2	1126	5730639	2013PS Healthy Start Family Resource Ctr (MCS)	05	LMA	\$17,286.65
2013	3	1116	5673660	2013PS Cae Management (FPGM)	03T	LMC	\$3,618.00
2013	3	1117	5730639	2013PS Case Management (Havens)	05G	LMC	\$2,995.00
2013	3	1118	5673660	2013PS Pathways (CHS)	05D	LMC	\$3,342.28
2013	3	1118	5730639	2013PS Pathways (CHS)	05D	LMC	\$3,634.72
2013	3	1120	5643251	2013PS Berberian Emergency Shelter (SA)	03T	LMC	\$6,979.53
2013	3	1120	5673660	2013PS Berberian Emergency Shelter (SA)	03T	LMC	\$772.47
2013	3	1121	5643251	2013PS Comprehensive Shelter Svs for Children (CCC)	05N	LMC	\$2,736.50
2013	3	1121	5673660	2013PS Comprehensive Shelter Svs for Children (CCC)	05N	LMC	\$1,465.75
2013	3	1121	5711945	2013PS Comprehensive Shelter Svs for Children (CCC)	05N	LMC	\$1,040.00
2013	3	1121	5730639	2013PS Comprehensive Shelter Svs for Children (CCC)	05N	LMC	\$1,734.75
2013	5	1100	5643251	PS-RECREATION PROGRAM-MARSHALL	05D	LMC	\$3,698.01
2013	5	1100	5662336	PS-RECREATION PROGRAM-MARSHALL	05D	LMC	\$2,151.82
2013	5	1100	5673660	PS-RECREATION PROGRAM-MARSHALL	05D	LMC	\$532.24
2013	5	1100	5716475	PS-RECREATION PROGRAM-MARSHALL	05D	LMC	\$4,816.54
2013	5	1100	5730639	PS-RECREATION PROGRAM-MARSHALL	05D	LMC	\$5,139.64
2013	5	1101	5643251	PS-RECREATION PROGRAM-MADDUX	05D	LMC	\$15,921.59
2013	5	1101	5662336	PS-RECREATION PROGRAM-MADDUX	05D	LMC	\$3,979.11
2013	5	1101	5673660	PS-RECREATION PROGRAM-MADDUX	05D	LMC	\$5,786.26
2013	5	1101	5716475	PS-RECREATION PROGRAM-MADDUX	05D	LMC	\$9,601.90
2013	5	1101	5730639	PS-RECREATION PROGRAM-MADDUX	05D	LMC	\$3,728.30
2013	5	1102	5643251	PS-RECREATION PROGRAM-AQUATICS	05A	LMC	\$4,185.59
2013	5	1102	5662336	PS-RECREATION PROGRAM-AQUATICS	05A	LMC	\$542.39
2013	5	1102	5673660	PS-RECREATION PROGRAM-AQUATICS	05A	LMC	\$1,421.42
2013	5	1102	5716475	PS-RECREATION PROGRAM-AQUATICS	05A	LMC	\$1,344.99
2013	5	1102	5730639	PS-RECREATION PROGRAM-AQUATICS	05A	LMC	\$406.15
2013	5	1107	5673660	PS-ASSISTIVE TECHNOLOGY PROGRAM (DRAIL)	05B	LMC	\$1,184.01
2013	5	1107	5711945	PS-ASSISTIVE TECHNOLOGY PROGRAM (DRAIL)	05B	LMC	\$1,932.10
2013	5	1107	5730639	PS-ASSISTIVE TECHNOLOGY PROGRAM (DRAIL)	05B	LMC	\$868.77
2013	5	1110	5730639	2013PS Svs For Emancipated Foster Youth (Aspiranet)	05D	LMC	\$20,863.67
2013	5	1111	5730639	2013PS Senior Meals Program (HTC)	05A	LMC	\$9,500.00
2013	5	1112	5643251	2013PS Coordinated Case Management Project (CASA)	05N	LMC	\$8,875.98
2013	5	1112	5673660	2013PS Coordinated Case Management Project (CASA)	05N	LMC	\$4,124.02
2013	5	1113	5673660	2013PS Art Resores Kids (SFJC)	05	LMC	\$6,474.77
2013	5	1113	5730639	2013PS Art Resores Kids (SFJC)	05	LMC	\$3,525.23
2013	5	1114	5643251	2013PS Mom's Moments Parenting Program (PRC)	05	LMC	\$2,288.13
2013	5	1114	5662336	2013PS Mom's Moments Parenting Program (PRC)	05	LMC	\$2,728.82
2013	5	1114	5673660	2013PS Mom's Moments Parenting Program (PRC)	05	LMC	\$4,023.29
2013	5	1114	5711945	2013PS Mom's Moments Parenting Program (PRC)	05	LMC	\$3,854.96
2013	5	1114	5730639	2013PS Mom's Moments Parenting Program (PRC)	05	LMC	\$2,477.51



Office of Community Planning and Development
 U.S. Department of Housing and Urban Development
 Integrated Disbursement and Information System
 PR26 - CDBG Financial Summary Report
 Program Year 2013
 MODESTO , CA

DATE: 09-30-14
 TIME: 18:46
 PAGE: 4

Plan Year	IDIS Project	IDIS Activity	Voucher Number	Activity Name	Matrix Code	National Objective	Drawn Amount
2013	5	1115	5643251	2013PS Safe Seniors (UCP)	05A	LMC	\$1,888.80
2013	5	1115	5673660	2013PS Safe Seniors (UCP)	05A	LMC	\$2,970.96
2013	5	1115	5730639	2013PS Safe Seniors (UCP)	05A	LMC	\$6,610.80
Total							\$1,393,944.68

LINE 27 DETAIL: ACTIVITIES INCLUDED IN THE COMPUTATION OF LINE 27

Plan Year	IDIS Project	IDIS Activity	Voucher Number	Activity Name	Matrix Code	National Objective	Drawn Amount
2013	2	1099	5643251	NEIGHBORHOOD CLEAN-UP	05V	LMA	\$1,179.86
2013	2	1099	5662336	NEIGHBORHOOD CLEAN-UP	05V	LMA	\$2,616.92
2013	2	1099	5711945	NEIGHBORHOOD CLEAN-UP	05V	LMA	\$655.22
2013	2	1099	5730639	NEIGHBORHOOD CLEAN-UP	05V	LMA	\$11,862.95
2013	2	1123	5719231	2013PS Emergency Response Svs (ARC)	05	LMC	\$9,751.86
2013	2	1123	5730639	2013PS Emergency Response Svs (ARC)	05	LMC	\$2,248.14
2013	2	1124	5643251	2013PS Daily Bread Mobile Lunch Program (USF)	05	LMC	\$2,375.00
2013	2	1124	5711945	2013PS Daily Bread Mobile Lunch Program (USF)	05	LMC	\$7,125.00
2013	2	1125	5643251	2013PS Food Assistance and Food 4 Thought (SHFB)	05	LMC	\$10,384.93
2013	2	1125	5711945	2013PS Food Assistance and Food 4 Thought (SHFB)	05	LMC	\$11,955.31
2013	2	1125	5730639	2013PS Food Assistance and Food 4 Thought (SHFB)	05	LMC	\$3,159.76
2013	2	1126	5643251	2013PS Healthy Start Family Resource Ctr (MCS)	05	LMA	\$635.16
2013	2	1126	5673660	2013PS Healthy Start Family Resource Ctr (MCS)	05	LMA	\$7,685.11
2013	2	1126	5722229	2013PS Healthy Start Family Resource Ctr (MCS)	05	LMA	\$452.69
2013	2	1126	5730639	2013PS Healthy Start Family Resource Ctr (MCS)	05	LMA	\$17,286.65
2013	3	1116	5673660	2013PS Case Management (FPGM)	03T	LMC	\$3,618.00
2013	3	1117	5730639	2013PS Case Management (Havens)	05G	LMC	\$2,995.00
2013	3	1118	5673660	2013PS Pathways (CHS)	05D	LMC	\$3,342.28
2013	3	1118	5730639	2013PS Pathways (CHS)	05D	LMC	\$3,634.72
2013	3	1120	5643251	2013PS Berberian Emergency Shelter (SA)	03T	LMC	\$6,979.53
2013	3	1120	5673660	2013PS Berberian Emergency Shelter (SA)	03T	LMC	\$772.47
2013	3	1121	5643251	2013PS Comprehensive Shelter Svs for Children (CCC)	05N	LMC	\$2,736.50
2013	3	1121	5673660	2013PS Comprehensive Shelter Svs for Children (CCC)	05N	LMC	\$1,465.75
2013	3	1121	5711945	2013PS Comprehensive Shelter Svs for Children (CCC)	05N	LMC	\$1,040.00
2013	3	1121	5730639	2013PS Comprehensive Shelter Svs for Children (CCC)	05N	LMC	\$1,734.75
2013	5	1100	5643251	PS-RECREATION PROGRAM-MARSHALL	05D	LMC	\$3,698.01
2013	5	1100	5662336	PS-RECREATION PROGRAM-MARSHALL	05D	LMC	\$2,151.82
2013	5	1100	5673660	PS-RECREATION PROGRAM-MARSHALL	05D	LMC	\$532.24
2013	5	1100	5716475	PS-RECREATION PROGRAM-MARSHALL	05D	LMC	\$4,816.54
2013	5	1100	5730639	PS-RECREATION PROGRAM-MARSHALL	05D	LMC	\$5,139.64
2013	5	1101	5643251	PS-RECREATION PROGRAM-MADDUX	05D	LMC	\$15,921.59
2013	5	1101	5662336	PS-RECREATION PROGRAM-MADDUX	05D	LMC	\$3,979.11
2013	5	1101	5673660	PS-RECREATION PROGRAM-MADDUX	05D	LMC	\$5,786.26
2013	5	1101	5716475	PS-RECREATION PROGRAM-MADDUX	05D	LMC	\$9,601.90
2013	5	1101	5730639	PS-RECREATION PROGRAM-MADDUX	05D	LMC	\$3,728.30
2013	5	1102	5643251	PS-RECREATION PROGRAM-AQUATICS	05A	LMC	\$4,185.59
2013	5	1102	5662336	PS-RECREATION PROGRAM-AQUATICS	05A	LMC	\$542.39
2013	5	1102	5673660	PS-RECREATION PROGRAM-AQUATICS	05A	LMC	\$1,421.42
2013	5	1102	5716475	PS-RECREATION PROGRAM-AQUATICS	05A	LMC	\$1,344.99
2013	5	1102	5730639	PS-RECREATION PROGRAM-AQUATICS	05A	LMC	\$406.15
2013	5	1107	5673660	PS-ASSISTIVE TECHNOLOGY PROGRAM (DRAIL)	05B	LMC	\$1,184.01
2013	5	1107	5711945	PS-ASSISTIVE TECHNOLOGY PROGRAM (DRAIL)	05B	LMC	\$1,932.10
2013	5	1107	5730639	PS-ASSISTIVE TECHNOLOGY PROGRAM (DRAIL)	05B	LMC	\$868.77
2013	5	1110	5730639	2013PS Svs For Emancipated Foster Youth (Aspiranet)	05D	LMC	\$20,863.67
2013	5	1111	5730639	2013PS Senior Meals Program (HTC)	05A	LMC	\$9,500.00
2013	5	1112	5643251	2013PS Coordinated Case Management Project (CASA)	05N	LMC	\$8,875.98
2013	5	1112	5673660	2013PS Coordinated Case Management Project (CASA)	05N	LMC	\$4,124.02



Office of Community Planning and Development
 U.S. Department of Housing and Urban Development
 Integrated Disbursement and Information System
 PR25 - CDBG Financial Summary Report
 Program Year 2013
 MODESTO, CA

DATE: 09-30-14
 TIME: 18:46
 PAGE: 5

Plan Year	IDIS Project	IDIS Activity	Voucher Number	Activity Name	Matrix Code	National Objective	Drawn Amount
2013	5	1113	5673660	2013PS Art Resores Kids (SFJC)	05	LMC	\$6,474.77
2013	5	1113	5730639	2013PS Art Resores Kids (SFJC)	05	LMC	\$3,525.23
2013	5	1114	5643251	2013PS Mom's Moments Parenting Program (PRC)	05	LMC	\$2,288.13
2013	5	1114	5662336	2013PS Mom's Moments Parenting Program (PRC)	05	LMC	\$2,728.82
2013	5	1114	5673660	2013PS Mom's Moments Parenting Program (PRC)	05	LMC	\$4,023.29
2013	5	1114	5711945	2013PS Mom's Moments Parenting Program (PRC)	05	LMC	\$3,854.96
2013	5	1114	5730639	2013PS Mom's Moments Parenting Program (PRC)	05	LMC	\$2,477.51
2013	5	1115	5643251	2013PS Safe Seniors (UCP)	05A	LMC	\$1,888.80
2013	5	1115	5673660	2013PS Safe Seniors (UCP)	05A	LMC	\$2,970.96
2013	5	1115	5730639	2013PS Safe Seniors (UCP)	05A	LMC	\$6,610.80
Total							\$265,141.33

LINE 37 DETAIL: ACTIVITIES INCLUDED IN THE COMPUTATION OF LINE 37

Plan Year	IDIS Project	IDIS Activity	Voucher Number	Activity Name	Matrix Code	National Objective	Drawn Amount
1994	1	1	5604477	HOME COMMITTED FUNDS ADJUSTMENT	19A		(\$17,380.13)
1994	1	1	5604478	HOME COMMITTED FUNDS ADJUSTMENT	19A		(\$3,775.32)
1994	2	2	5601438	CDBG COMMITTED FUNDS ADJUSTMENT	21A		\$292,084.55
1994	2	2	5601461	CDBG COMMITTED FUNDS ADJUSTMENT	21A		(\$206,105.40)
1994	2	2	5658593	CDBG COMMITTED FUNDS ADJUSTMENT	21A		(\$85,979.15)
2013	2	1122	5643251	2013PS Fair Housing Activities (Project Sentinel)	21D		\$4,495.59
2013	2	1122	5662336	2013PS Fair Housing Activities (Project Sentinel)	21D		\$6,351.10
2013	2	1122	5673660	2013PS Fair Housing Activities (Project Sentinel)	21D		\$5,442.04
2013	2	1122	5711945	2013PS Fair Housing Activities (Project Sentinel)	21D		\$3,733.88
2013	2	1122	5730639	2013PS Fair Housing Activities (Project Sentinel)	21D		\$4,977.39
2013	4	1093	5640946	CDBG Administration	21A		\$123,183.37
2013	4	1093	5730644	CDBG Administration	21A		\$182,605.37
2013	4	1104	5640946	INDIRECT ADMINISTRATION	21B		\$31,509.34
2013	4	1104	5662336	INDIRECT ADMINISTRATION	21B		\$5,808.50
2013	4	1104	5673660	INDIRECT ADMINISTRATION	21B		\$14,906.12
2013	4	1104	5711945	INDIRECT ADMINISTRATION	21B		\$20,130.09
2013	4	1104	5730639	INDIRECT ADMINISTRATION	21B		\$7,532.31
Total							\$389,519.65

**CITY OF MODESTO 2013-2014
CONSOLIDATED ANNUAL PERFORMANCE AND EVALUATION REPORT
DRAFT**

INTRODUCTION

HUD and its Community Planning and Development (CPD) formula grant program grantees will be transitioning to a new Integrated Disbursement and Information System (IDIS). All Entitlement grantees should be using the system to track disbursements and report performance on outputs and outcomes for the program year. Grantees must report on program year accomplishments, outcomes, and performance and Field Office staff subsequently must review that performance.

Beginning October 1, 2006, each Consolidated Annual Performance and Evaluation Report (CAPER) or Performance and Evaluation Report (PER) should include the status of the grantee's efforts toward implementing outcome performance measurement system requirements described in the Federal Register Notice dated March 7, 2006. All CAPER or PER reports should provide a description of how the jurisdiction's or State's program provided new or improved availability/accessibility, affordability, sustainability of decent housing, a suitable living environment, and economic opportunity. The CAPER/PER must include a comparison of the proposed versus actual outcomes for each outcome measure submitted with the consolidated plan and explain, if applicable, why progress was not made toward meeting goals and objectives.

These steps guide the jurisdiction through the process of preparing its consolidated plan and action plan submission to HUD.

I. Executive Summary

Provide a brief overview that includes major initiatives and highlights how activities undertaken during the program year addressed strategic plan objectives and areas of high priority identified in the consolidated plan. *(This should be summary information so that HUD and citizens can easily assess annual progress made toward meeting longer term goals.)*

The United States Department of Housing and Urban Development (HUD) requires consolidated planning and reporting of all communities as a condition of receiving federal Community Development Block Grant (CDBG), HOME Investment Partnerships Program (HOME) and Emergency Solutions Grants (ESG) funds. At the end of each fiscal year, CDBG, ESG and HOME recipients report to their citizens, elected officials, and other stakeholders how they have utilized their grant funds to further the intents of these federal programs. The consolidated Annual Performance and Evaluation Report (CAPER) is the HUD prescribed vehicle for providing this information.

The City of Modesto has successfully completed the fourth year of the City's Five-Year Consolidated Plan (Consolidated Plan). Activities undertaken during this period reflect the goals and objectives as stated in the 2013-2014 Annual Action Plan. The Housing Division of the Parks, Recreation, and Neighborhoods Department is responsible for the management of grant programs that directly impact the lives of low- and moderate-income people and those experiencing homelessness throughout the City and continues its efforts to be effective stewards of federal funds in the service of its residents.

Major accomplishments in PY 2013 of CDBG-, HOME-, and ESG -Funded Activities:

The City of Modesto provided decent and suitable housing through three CDBG funded housing rehabilitation programs.

1. Five (5) Home Repair Loans were awarded
2. Thirteen (13) Minor Home Repair Grants and
3. Eighteen (18) through the Energy Efficiency Improvement Grant Program.



These programs offered financial and technical assistance for owner occupied homes and mobile homes. Major repairs such as roofs, bathroom remodels, electrical, and handicap modifications were completed through the loan program, and small repairs, such as leaking faucets and electrical repairs, water heater replacement, light fixture replacement, etc. were completed through the Minor Home Repair Grant Program.

Energy Efficiency Improvement Grant provided funding for HVAC, windows, water heaters, doors, fans, appliances, solar vents, insulation, and one cool roof. In some cases, the grant money assisted homeowners to make energy improvements that may not have been possible without access to the grant money due to lack of resources, or homeowners who lacked equity in their homes or mobile homes.

Public Facilities and Improvements (CDBG)

Named to memorialize Helen White, a community leader and activist, the **Helen White Memorial Trail** is a half-mile trail (formerly a Modesto Irrigation District easement) that connects California Avenue, near Mellis Park, to Maze Boulevard. This trail will be a safe route to and from school for local students and a means to promote physical health, safety, and social connectedness for citizens of West Modesto. The Helen White Trail activity was allocated \$50,000 from prior year allocations to cover the cost of the design and project management of this public facility activity with the condition the subrecipient (Stanislaus Multi-Cultural Community Health Coalition / West Modesto/King-Kennedy Neighborhood Collaborative) completely secured funds for the construction of this project. The subrecipient met this condition in late FY12. During Carryover in PY 2013 \$5,000 in additional funds were allocated to cover administration costs related to project delivery. This project is in the final stages of completion.

The City of Modesto allocated CDBG funds in PY 2013 to fund **ADA Accessibility Projects (Parks Sites throughout the City)** This activity included removing existing play equipment and replacing it with newer, accessible play equipment; adding accessible ramps into the play areas where needed and removing sand and/or non-conforming engineered wood fiber from the play areas and replace it with new engineered wood fiber. Improving the park drainage in areas that the water is slow to drain from.

Muni Project: This project was put on hold as the work initially planned for ADA accessible restrooms for a public facility changed in scope. Project participants met throughout the year to discuss the parameters of this proposed change in use however construction plans were not complete by June 30, 2014. If it is determined that CDBG funds are no longer eligible as a result of project scope changes the activity will be cancelled.

ADA Curb Ramps activity, initially funded in PY 2012 with \$300,000 in CDBG funds, will pay for expenses associated with grinding down existing curbs and install ADA compliant curb ramps for those locations identified as a priority. This will allow the sidewalks and street crosswalks to be accessible to disabled citizens in wheelchairs. A portion of the funding paid for a study that was prepared which identified these 30 priority intersections. This project has an anticipated completion date of Fall, 2014.

Public Services

Funding, in the amount of \$409,694, was allocated to critical social services. This funding assisted:

- 376 unduplicated residents of the Airport Neighborhood received services through the Healthy Start Family Resource Center at Orville Wright Elementary School through a multitude of services and resources
- Classes on GED, English as a second language, health/nutrition, fitness, family literacy, parenting, etc.
- The City provided financial assistance to agencies that assist seniors with food and social services. Second Harvest Food Bank (SHFB) activities were available to individuals and families citywide. 44,059 unduplicated persons received assistance through Food Assistance and 1,270,000 pounds of food were distributed to low income individuals

Samaritans Foundation (USF) provided meals five days a week to low-income persons and persons experiencing homelessness. More than 106,800 meals were served to more than 758 unduplicated beneficiaries, in addition to more than 5,800 bags of groceries.

The City of Modesto funded Disability Resource Agency for Independent Living (DRAIL) Assistive Technology Program to purchase durable medical equipment, assistive technology and adaptive aids.

Transitional Shelters and Supportive Services were provided by Children's Crisis Center, Women's Haven Center, Salvation Army, and Center for Human Services. 980 unduplicated persons received shelter, case management and support services.

33 youth received housing, behavioral health treatment and other supportive services through Center for Human Services. Parents were also given guidance to help them overcome situational challenges, socioeconomic barriers, and other factors affecting their family and inhibiting parental ability to create safe environments.

HOME

Bennett Place, 18 affordable housing units designated for seniors and special needs populations. 8 of the 18 units are HOME- assisted.

Archway Commons, 76 affordable housing rental units project, was completed during this reporting period. 11 of the 76 units are HOME- assisted units.

Meadow Glen, a 32 unit apartment complex was completed in this program year. This complex, a very unique development in this region, serves Emancipated Foster Youth and Homeless Youth between the ages of 18 and 28 years old. In addition to the investment of HOME funds the City of Modesto leveraged \$4.8 million in federal stimulus funds for this project.



Job creation: It is also important to understand the economic benefits of affordable housing, with a struggling economy and high levels of unemployment these affordable housing developments created jobs, and incentivized the economy in the Modesto area.

Homelessness Prevention and Rapid Re-Housing

Center for Human Services received ESG funds to assist homeless families or those faced with imminent homelessness with safe, reliable short-term shelter. The Haven's Women's Center of Stanislaus provided a transitional living facility to serve women who have experienced domestic and sexual violence. Services included crisis intervention, safety planning, peer counseling, and legal and other system advocacy.

Neighborhood Revitalization Strategy Area – AIRPORT NEIGHBORHOOD

In May 2011, City Council approved the purchase of a three-bedroom, two-bathroom duplex to be converted it into a 2,400 square-foot community center. The grand opening of the Airport Neighborhood Community Center was held on March 28, 2013. In PY13 this public facility located near Orville Wright Elementary School and George Rogers Park provided a space for residents to access and carry out community, cultural, educational, and recreational activities, and services.

In PY13 a clean-up was conducted in the Airport Neighborhood which is located in a low-income census tract known for illegal dumping and blight as well as criminal activity. City and

County residents along with civic groups, faith-based groups, and others came together, filled several dumpsters and cleaned out multiple alleyways and areas that had become blighted dumping grounds.

In addition, CDBG provided funding for revitalization efforts in the Airport Neighborhood for:

- ◆ Code Enforcements
- ◆ Housing Demolition/Board ups
- ◆ Neighborhood Clean ups

Summary of Resources and Distribution of Funds

Identify the Federal funds made available for furthering the objectives of the consolidated plan. For each formula grant program, the grantee shall identify the total amount of funds available (including estimated program income and proceeds from Section 108), the total amount of funds committed during the reporting period, the total amount expended during the reporting period, and the geographic distribution and location of expenditures. Jurisdictions are encouraged to include maps in describing the geographic distribution and location of investment (including areas of low-income and minority concentration). The geographic distribution and expenditure requirement may be satisfied by specifying the census tracts where expenditures were concentrated and the percentage of funds expended in target areas. The local jurisdiction must also submit an updated CDBG Financial Summary Report (PR26).

HUD awarded the City of Modesto the following funds for the 2013 Program Year:

- ◆ Community Development Block Grant (CDBG) \$ 1,867,649
- ◆ Emergency Solutions Grants (ESG) \$124,300
- ◆ HOME Investment Partnerships (HOME) \$683,785

The table attached details the funds available and expenditures during program year 2013-2014 (July 1, 2013 – June 30, 2014). The table first shows funds available at the end of the prior year for each program. To arrive at the funds available to draw as of July 1, 2013, the 2013-2014 entitlement amounts and the program income earned in 2013-2014 are added and the expenditures during 2013-2014 are subtracted.

II. Three - Five Year Plan Assessment of Progress

1. Three - Five Year goals and objectives

- a. Describe the accomplishments in attaining the goals and objectives for the reporting period. *(This should be summary information so that HUD and citizens can easily assess progress made toward meeting longer term goals.) See Attachment A and C*
- b. Provide a breakdown of the CPD formula grant funds spent in attaining the goals and objectives.
See Attachment B
- c. If applicable, explain why progress was not made towards meeting the goals and objectives.

Economic Development –a new and improved proposed CDBG Small-Business Revolving Loan Program was vetted through stakeholder meetings during PY 2013. The City, in partnership with a local economic development corporation the Stanislaus Economic Development and Workforce Alliance (the Alliance), leveraged local financial underwriting and small-business development assistance resources. Program guidelines were approved which forgivable loans/grants and financial assistance to non-profit entities that promoted the City's community development goals. With the completion of policy and procedures in-place, the City is eager to award new Small business loans during PY14.

2. Describe the manner in which you would change your program as a result of your experiences.

Again, with regard to the CDBG Small-Business Revolving Loan Program, the City of Modesto redesigned the program to more strategically target businesses that have a greater impact on the community than simply the creation and/or retention of jobs.

The City's practice to allocating and administering its HOME funds remained unchanged from the previous year's reporting period and addressed the needs of the community, based on the FY 2013 Annual Action Plan objectives. Housing development that received HOME funds in previous years, were completed during FY 2013 or are under construction as indicated in the 2013-2014 HOME-funded Projects on page 28 of this report.

III. Assessment of Annual Progress

1. Affirmatively Furthering Fair Housing

a. Actions taken to affirmatively further fair housing.

The City of Modesto's actions to affirmatively further fair housing are comprised of certain housing development/rehabilitation projects, housing policies, and housing services that increase and improve the affordable housing stock, ensure long-term affordability, and ensure that its citizens are treated according to state and federal fair housing rules, (respectively).

In addition to the actions detailed below (section III 1c), the City of Modesto:

Implemented an Affirmative Marketing Policy for use in its HOME program in, order to comply with HUD fair housing objectives. Both the borrower/developer and the City share the responsibility to inform the public about federal fair housing laws. The City, through its monitoring of the HOME units, evaluates the effectiveness of the marketing efforts. The beneficiaries are held to the terms of the policy by reference in the HOME Loan Agreement and Trust Deed executed to secure the HOME loan.

Additionally, the City of Modesto Council appoints representative members of the community to serve on a joint Equal Opportunity/Disability and Human Relations Commission, whose primary responsibility is to advise and assist the City Manager and staff in matters that relate to equal opportunity and persons with disabilities, and to make recommendations for furthering human relations and fair housing in the community, respectively. These commissions are comprised of members of protected classes, such as women, racial and ethnic minorities, persons with disabilities, etc.

HOME funds were used as a catalyst for the construction of affordable housing units for very low-, low-, and moderate-income and/or special needs households during this reporting period. Details of projects accomplishments are addressed below in section III. 2. Affordable Housing.

The City of Modesto in partnership with in partnership with the local Continuum of Care, HUD in San Francisco, and local fair housing agency Project Sentinel – organized an all-day workshop on fair housing workshop on July 30, 2014. The workshop was very informative and participants learned about rights and responsibilities of tenants and landlords, requesting and providing reasonable accommodation and modification, rent increases, and more. The workshop had an attendance of approximately 120 housing and social service providers, landlords and property management staff, public housing authority and local government staff, and community leaders from both Stanislaus and Merced Counties.

b. Summary of impediments to fair housing choice in the Analysis of Impediments (AI).

The City's Analysis of Impediments (AI) identified the following social and economic characteristics as they relate to local public- and private-sector housing practices and housing market conditions that may expose certain population groups to the potential for housing discrimination:

- ◆ Persistently high rate of foreclosure
- ◆ Persistently high rates of unemployment and underemployment
- ◆ Poor credit as a result of prior foreclosure
- ◆ Lack of accommodation/poor accessibility for households with special needs
- ◆ Adverse impact of occupancy restrictions on large, low-income households
- ◆ Lack of assistance and opportunity for single-female-headed households
- ◆ Lack of financial assistance available to low-income households

While the AI identifies a number of potential issues that could affect housing choice, some issues, such as lending practices are beyond the ability of a local jurisdiction to address.

c. Identify actions taken to overcome effects of impediments identified in the AI.

The City, through its subrecipient, Habitat for Humanity, provided housing counseling (including foreclosure prevention services) to low- and moderate-income families to help address the persistently high rate of foreclosure, as well as to promote home ownership.

The City, through CDBG assistance to for-profit businesses, creates and/or retains full-time permanent jobs to address the persistently high rates of unemployment and underemployment. Again, this assistance was not provided in this program year, as the Small-Business Loan Program is being redesigned to be more strategic and community-based.

In order to address the lack of reasonable accommodation and barriers to accessibility for households with persons with disabilities, the City has: 1) Rehabilitated owner-occupied dwellings of seniors; 2) Through its subrecipient, Disability Resource Agency for Independent Living (DRAIL) provided adaptive devices for improved accessibility in the home for seniors and persons with disabilities; and 3) Through its subrecipient, Project Sentinel (a HUD-approved housing counseling and fair housing agency), provided both fair housing services and tenant-landlord counseling to educate both tenants and landlords/property management companies on their rights and responsibilities under California and U.S. fair housing rules.

In response to identifying the lack of adequately sized and affordable housing for

large and/or multi-generational households, the City partnered with Habitat for Humanity, Stanislaus County to build a more than \$3 million single-family subdivision that will be comprised of 21 amply sized homes with larger families in mind. The City made the initial \$1 million allocation to this project with federal stimulus funds in this fiscal year.

In response to identifying a lack of financial assistance to both single-female-headed/low-income households or families experiencing homelessness, the City, through its multitude ESG and CDBG Public Service subrecipients housing and shelter services. Specifically: 1) Supportive shelter services (Family Promise of Greater Modesto) designed to stably house families (many of which are single-parent families) experiencing homelessness and link to: 2) ESG financial assistance (homelessness prevention and rapid re-housing assistance) that prioritizes single-parent families (Children’s Crisis Center).

These accomplishments are detailed in Attachment A

2. Affordable Housing

Evaluate progress in meeting its specific affordable housing objectives, including:

- a. Comparison of proposed numeric goals (from the consolidated plan and annual action plan) with the actual number of extremely low income, low income, and moderate income renter and owner households assisted during the reporting period.

Bennett Place:

In July 2014 STANCO completed the construction of a multifamily project consisting of 18 affordable housing units designated for seniors and special needs populations. The City of Modesto in partnership with Stanislaus County Behavioral Health and Recovery Services funded this project with HOME, NSP2, NSP3 and Mental Health Services Act (MHSA) funds. There are 8 one- bedroom units of 624 sq. ft. and 10 efficiency (studio) at 465 sq. ft. as single room occupancy. There is also a 2,450 sq. ft. community center ADA accessible.

Archway Commons:

EAH, Inc. completed the construction of 76 units for low and very low income households this past fiscal year. The Archway Commons facility is a 100% affordable rental housing on an 8.3 acre site which serves a mix of household types for a wide array of users, including single individuals, couples, and households with children and seniors. The facility consists of a group of two-story, slab-on-grade, wood framed, and garden-style apartment buildings. Unit types include two bedroom/one bath units, three bedroom/two bath units and one bedroom/one bath units. All apartments are furnished with full kitchens and all



ground level units are compliant with American with Disabilities Act (ADA) regulations. The apartment units range in size from 710 square feet (one bedroom unit) to 1,150 square feet (three bedroom unit). Adjacent to the project there is some undeveloped land currently owned by the City of Modesto that could be considered for future development of additional or multi-family housing units.

In FY 2009-2010, the City of Modesto allocated \$1.0 million in HOME funds through a Loan Agreement which could be used for pre-construction and construction costs. In addition the Modesto Redevelopment Agency committed \$6.7 million towards this project.

Downey Terrace:

The City of Modesto previously allocated \$250,000 in HOME funds for pre-development activities for the Downey Avenue project. Some of the funds were expended on pre-development funds and \$85,000 was also moved to another HOME project. On February 9, 2010, Staff released a Request for Proposal (RFP) soliciting affordable housing developers for this project. The scope of the RFP included a maximum dwelling unit count of 11 and noted that additional \$500,000 in HOME entitlement funds would be used in the construction of the project. During Program Year 2010-2011 the City of Modesto approved an Agreement to Negotiate Exclusively with the Housing Authority of the County of Stanislaus as the developer for the project located at 412/416 Downey Avenue. The City authorized awarding an additional \$665,000 in HOME funds and leveraging \$1,750,000 in stimulus funds to fully fund this project in PY13. The project is expected to complete construction early September 2014.

Tower Park Senior Apartments:

During Program Year 2011 the City of Modesto approved a HOME Loan Agreement between the City of Modesto, Satellite Housing (Satellite) and American Baptist Homes of the West (ABHOW) in the amount of \$2.7 million, for the development of Tower Park Apartments, a 49-unit affordable senior community plus a manager's unit on the corner of 17th and G Streets. Satellite and ABHOW will leverage the City's commitment to secure an additional \$10.6 million in federal funding and private equity. In addition Satellite and ABHOW estimate that the construction of Tower Park Apartment will create approximately 270 construction and design jobs as well as opportunities for local vendor contracts once the development is completed. The developer applied and received an allocation of tax credit funds in PY13 during the Second Round of Tax Credit Allocations. Anticipated groundbreaking is December, 2014.

Meadow Glen:

During Program Year 2011-2012 the City of Modesto allocated \$4.8 million in other grant funds to the Emancipated Foster Youth and Homeless Youth to the previously HOME funded project Meadow Glen. This facility, which was completed in the Spring, 2014, can house 31 youth between the ages of 18 to 28 that are emancipated from the foster care system and /or are homeless. In addition supportive services are available by partner agencies such as Behavioral Health and Recovery Services, Aspiranet, Community Services Agency among others.



- b. Report the number of households served meeting the Section 215 requirements of affordable housing (essentially meeting the definitions in 24 CFR 92.252 and 92.254 for renters and owners, respectively).

Based on the projects completed, Meadow Glen and Archway Commons are providing 4 fully accessible handicap units and 34 ground level units are adaptable. Meadow Glen has 2 accessible units that will meet the requirements under Section 215.

- c. Description of efforts to address worst case needs (defined as low-income renters with severe cost burden, in substandard housing, or involuntarily displaced).

The City of Modesto in an effort to address worse case needs such as low income renters with severe cost burden, allocated HOME funds for an 11-unit housing development for seniors. Many seniors in this area live on a fixed income and have to pay more than 30% of their monthly income for rent.

There are also unassisted very low-income renters experiencing severe housing needs due to the fact that they either live in inadequate conditions or pay more than 30% of their monthly income for rent. The City of Modesto invested in previous years HOME funds that will provide units to very low and low income households. Some of these projects are in the completion stages.

Description of efforts to address the accessibility needs of persons with disabilities.

The CDBG rehab loan program assisted one client with handicap accessibility needs. Due to the economy, many home owners did not qualify for this program as a result of low property values. The City is optimistic that PY2014 will see an upturn in property values allowing the City to serve a greater clientele.

No ESG funds were used to address accessibility needs of persons with disabilities related to housing

3. Homeless and Other Special Needs

Evaluate progress in the jurisdiction's progress in meeting its specific objectives for reducing and ending homelessness through:

- a. Reaching out to homeless persons (especially unsheltered persons) and assessing their individual needs.

All ESG subrecipients that carried out emergency shelter activities had a street outreach component to its operations. Additionally, these ESG subrecipients also participated in the local Continuum of Care's point-in-time count in January 2013, which afforded them an opportunity to reach out to unsheltered persons. Also, through the local CoC, the City participated in the

annual Street Relief event, which provided a variety of services (bike repair, veterinary, haircut, information and referral, etc.) to approximately 200 persons experiencing homelessness, which included unsheltered persons. The City's ESG subrecipients that provide emergency shelter also provide case management with prerequisite assessment so that they may develop an individualized plan comprised of personal goals.

b. Addressing the emergency and transitional housing needs of homeless persons.

The City of Modesto awarded CDBG and/or ESG funds to the following emergency shelter and transitional housing providers:

- ◆ The Salvation Army provides both emergency shelter and transitional housing services
- ◆ Center for Human Services provides transitional housing services
- ◆ Children's Crisis Center, Family Promise, and Haven Women's Center all provide emergency shelter services

c. Helping homeless persons (especially chronically homeless individuals and families, families with children, veterans and their families, and unaccompanied youth) make the transition to permanent housing and independent living, including shortening the period of time that individuals and families experience homelessness, facilitating access for homeless individuals to affordable housing units, and preventing individuals and families who were recently homeless from becoming homeless again.

City of Modesto, its ESG subrecipients, and other partners have been especially strategic in building housing that will stably house and promote the self-sufficiency of these subpopulations of persons experiencing homelessness. For example, City of Modesto's Homelessness Prevention and Rapid Re-Housing (HPRP) activities through Children's Crisis Center included the allocation of ESG funds for HUD-VASH program participants (veterans and/or their families experiencing homelessness) so that they may receive security deposit assistance, which is not available through this otherwise-comprehensive permanent supportive housing program. Another subpopulation that was targeted with ESG HPRP financial assistance is families with dependent children. In addition to helping these persons make the transition to stable housing and self-sufficiency using its ESG funds, the City of Modesto invested millions of dollars using federal stimulus funds to develop, in partnership with its subrecipient, the Housing Authority of the County of Stanislaus, a 32-unit complex designed to serve youth experiencing homelessness and former foster youth (ages 18-28) with permanent supportive housing. Center for Human Services' Pathways serves as a transitional supportive housing pathway to this 32-unit permanent supportive housing project.

d. Helping low-income individuals and families avoid becoming homeless, especially extremely low-income individuals and families who are likely to be discharged from publicly funded institution and systems of care (such as health care facilities, mental health facilities, foster care and other youth facilities, and corrections programs and institutions); and those receiving assistance from public or private agencies that address housing, health, social service, employment, education or youth needs.

In addition to targeting families with dependent children at imminent risk of experiencing homelessness, this particular homeless subpopulation, i.e., potential ESG program participants that are currently (or will within six months be) receiving mainstream benefits, were also targeted with ESG HPRP financial assistance.

The City of Modesto has invested years of effort and millions of dollars of HOME, federal stimulus, and Redevelopment funds to develop and address the affordable housing needs of other special needs populations (e.g., elderly and frail elderly; persons with mental, physical, and/or developmental disabilities; persons with alcohol and other drug addiction; persons with mental illness; persons with HIV/AIDS and their families; and public housing residents):

Population	Project
Elderly	Downey Terrace (11 units)
Elderly	Tower Park (50 units)
Special needs populations with mental disabilities, including: Elderly, Adult individuals Foster Youth, Homeless Youth	Bennett Place (18 units)

In addition to affordable housing development, the City of Modesto targeted elderly and frail elderly and persons with disabilities through its CDBG Public Services activity: United Cerebral Palsy's Community Project for Safe Seniors, which employed adults with developmental disabilities to provide at-home services for elderly and frail elderly persons – as well as Disability Resource Agency for Independent Living, which provided assistive devices for persons with physical disabilities.

4. Describe Other Actions in Strategic Plan or Action Plan Taken To:

a. Address obstacles to meeting underserved needs.

There is an ongoing gap in the availability of services across most categories of underserved needs, including seniors, persons with disabilities, individuals with chronic illness, persons with other conditions affecting their ability to function independently and productively, foster youth and homeless. In addition, there is a need to link access to supportive services to affordable and appropriate housing.

The City of Modesto allocated entitlement funding in the community enabling local organizations to provide services that would meet underserved needs.

Needs Table Attached

b. Foster and maintain affordable housing.

The 2013-2014 objectives and housing priorities involved commitment and expenditure of current and prior year HOME, CDBG, and NSP funds, since the majority of activities and projects are multi-year funded. Tower Park Apartments was able to secure low-income housing tax credits, leaving a small gap to complete the cost of construction. The gap was financed through additional HOME funds. This project is scheduled to begin construction the second week of December 2014.

c. Eliminate barriers to affordable housing.

The City of Modesto has worked to eliminate internal barriers to the development of affordable housing through the following continuing efforts:

The City of Modesto's CDBG Public Services and ESG allocations reflect the City's priorities in meeting underserved needs, such emergency shelter and street outreach (individuals, survivors of domestic violence, families, and children), homelessness prevention and rapid re-housing, food security, neighborhood revitalization, foster youth, seniors, youth, and persons with disabilities.

- ◆ Providing funding for land acquisition, secondary financing, and infrastructure costs;
- ◆ Assisting qualified households to purchase homes utilizing the homebuyer assistance programs;
- ◆ Exemption or deferral of Capital Facilities Fees for projects providing low-income housing;
- ◆ Using the adopted streamlining process for environmental review;
- ◆ Continuing to work with non-profit housing agencies in the provision of supportive services and programs;
- ◆ Using streamlined application review and permit processing; and
- ◆ Reduction of parking standards.

d. Overcome gaps in institutional structures and enhance coordination.

Examples of efforts taken to overcome gaps in the institutional structure and enhance coordination include:

The Acting Director of Parks, Recreation, and Neighborhoods Department (PRND), which oversees CDBG, HOME, ESG and stimulus funds administration, conducted regular meetings with staff to discuss current projects and prospective activities.

PRND Housing staff and Finance Department personnel continued to meet on a monthly basis to review processes and to monitor Federal program expenditures. Staff verified and cross-referenced the information on the monthly budget activity reports with supporting documentation maintained by the Division. In addition, for easy identification on both the City's financial reporting system and the Federal Integrated Disbursement and Information System (IDIS) Staff assigned the IDIS Activity number to all financial transactions.

Staff worked closely with Finance, Utilities Departments and Parks Planning and Development Division to ensure Capital Improvement Projects (CIPs) were on schedule and consistent with Federal program requirements (both statutory and regulatory), and that invoices were paid in a timely manner for work completed. This process ensured the timely expenditure of HUD funds as required in provision 24 CFR 570.902 of the CDBG regulations. This regulation states that a grantee is considered to be timely, if 60 days prior to the end of the grantee's program year, the balance in its line-of-credit does not exceed 1.5 times the annual grant.

Staff participated in the City's Development Review Team which meets to review and discuss proposed residential and commercial developments in the City to ensure sustainability or "smart

growth” and mitigate impact to environment and surrounding neighborhoods. The team includes traffic engineers, landscape architects, planners, etc.

Staff provided technical assistance workshops to non-profit agencies on the types of services that are eligible for ESG and CDBG Public Services funding, as well as a detailed explanation of new ESG requirements. Staff also conducted a pre-award workshop for reporting requirements and Federal regulatory and statutory requirements for these programs.

Staff participated in housing, homeless and public service funding committees. (i.e. Stanislaus Housing and Support Services Collaborative (Continuum of Care), Emergency Food and Shelter Board (EFSP), and United Way Impact Councils).

The Acting Director and Program Managers for HOME, CDBG, ESG and stimulus funds met monthly with the two approved Community Housing Development Organizations (CHDOs) to review projects, anticipate and resolve issues, and monitor spending.

Staff continued to be involved with initiatives that originated from the City’s Housing Element. The HOME Program Manager was especially involved in discussions concerning multi-family and affordable housing, as well as the evaluation of the effectiveness of HUD-funded projects relating to housing.

e. Improve public housing and resident initiatives.

The City of Modesto has been working in collaboration with the Housing Authority of the County of Stanislaus to increase the level of permanent supportive housing for special populations and persons with disabilities. During program year 2013 the Housing Authority leased some units of supportive housing for Emancipated Foster Youth that will also include supportive services that will be provided by various agencies working with foster youth.

The City of Modesto participates in the County wide Continuum of Care Collaborative along with the local Housing Authority and other local agencies to identify housing needs within the county, including resident initiatives.

During Fiscal year 2014, the Housing Authority completed the rehabilitation of 23 single family homes purchased with NSP2 funds. These funds were allocated to purchase and rehabilitate these units to provide homeownership opportunities to families with incomes up to 120% of the median income. The City in partnership with the Housing Authority were able to sell 19 of the 23 single family units.

f. Evaluate and reduce lead based paint hazards.

The dangers of lead based paint, especially to children have always been known. Homes built prior to 1978 and undergoing construction under a housing rehabilitation program are tested for the presence of lead based paint, or lead-based paint is presumed. If there is a presence of lead-based paint, safe work practices are used and the paint is encapsulated. A lead-based paint clearance is obtained at completion of the project. If a loan for homebuyer’s assistance is being obtained through a City program, a lead-based paint risk assessment report is obtained for the property. If the property does not pass the risk assessment, the lead-based paint must be remedied prior to the property being eligible under the homebuyer’s assistance program. All

tests, clearances, and risk assessments are performed by someone who is certified by the State of California.

The City's Housing Rehabilitation Specialists successfully completed the HUD Lead Hazard Control's Visual Assessment course, pursuant to 24 CFR part 35.

The City's Environmental Review Specialist, a State of California Department of Public Health (DPH) Certified Inspector/Assessor, followed up to become a DPH Certified Supervisor in 2003. The City continued to send Staff to training to better prepare them for dealing with lead-based paint in conjunction with construction regulations.

As of April 22, 2010, all contractors, property managers and others who perform renovations for compensation in residential units built before 1978 are required to be a certified firm and take the Environmental Protection Agency (EPA) certified Lead-Based Paint Renovation, Repair and Painting Program (RRP) course. The City offers a certified training course for all contractors and developers working with City HUD-funded programs.

As an additional effort in spreading the word about the effects of lead-based paint, the City provided copies of the English- and Spanish-language versions of the EPA's pamphlet entitled "Protect Your Family From Lead in Your Home" reproduced for program applicants and distribution at neighborhood meetings in low- and moderate-income neighborhoods. Copies of the pamphlets are also available at the information counter at the Parks, Recreation and Neighborhoods Department.

g. Ensure compliance with program and comprehensive planning requirements.

Actions taken during the last year to ensure compliance with program and comprehensive planning requirements included a public notice published on August 20, 2013 in the city's local newspapers announcing the availability of the CAPER and inviting public comment. The Housing and Community Development Committee (CH&CDC) held a public meeting on August 18, 2013, to review the CAPER.

A public hearing was held before the City Council on September 24, 2013, to review the City's progress in meeting its performance goals. The public hearing also provided additional opportunity for the public to comment on the FY 2013-2014 CAPER.

h. Reduce the number of persons living below the poverty level.

Providing opportunities for low-income families to improve their economic status is an area of focus for the City, and is reflected in the City's Strategic Plan. The City leverages its federal grant funds from CDBG and ESG to:

- ◆ Support organizations and businesses interested in furthering economic development opportunities through the use of small business loans to create and retain jobs for low and moderate-income workers.
- ◆ Increase the supply of affordable housing in our community. While the production and preservation of affordable housing on its own will not raise people's income or lift them from poverty, it does contribute to stabilizing living expenses for low- income families, so that they have more discretionary income for other living expenses.

During the 2013-2014 program year the City allocated a total of \$280,147 in CDBG funds and \$124,299 in HESG funds plus \$14,569 in HESG carryover funds to community-based organizations for various programs to assist individuals and families experiencing homelessness or at risk of experiencing homelessness and low and moderate-income individuals and families achieve self-sufficiency

5. Leveraging Resources

To adequately address community development needs in the neighborhood, the City leveraged HUD funding with private donations and other forms of state and federal grants as well as financial institutions to carry out tasks. City staff monitors all projects and organizations funded through the various programs to ensure that they are in compliance with all regulations, including matching of funding

- a. Identify progress in obtaining "other" public and private resources to address needs.
- b. How Federal resources from HUD leveraged other public and private resources.

The City of Modesto revitalization efforts in the Airport Neighborhood inspired other public and private partnerships to be forged, resulting in the following:

- ◆ In partnership with the City of Modesto, Stanislaus County secured a planning grant for septic-to-sanitary-sewer construction project for the unincorporated area of the neighborhood through the State of California State Water Resources Control Board and worked toward putting an advisory vote on the ballot so that the partnership could be eligible to secure construction funds from the Water Board
- ◆ The City of Modesto was credited by the U.S. Department of Veterans Affairs (VA) and HUD for developing a best practice that effectively leverages the resources of the two federal agencies for a joint program: HUD-VA Supportive Housing Program (HUD-VASH) by providing security deposit assistance through ESG.
- ◆ The City of Modesto also utilized stimulus funds to leverage HOME funds to develop affordable housing for supportive housing and senior housing.
- ◆ Through the stimulus funds received by the City of Modesto during FY 2013 the City was able to provide 16 homebuyer's loans.

- c. How matching requirements were satisfied.

ESG dollar-for-dollar match requirement was satisfied through requiring ESG subrecipients match dollar-for-dollar their ESG allocations.

HOME requires a match contribution of 25 cents for each dollar of HOME funds spent on affordable housing. The City fulfilled this requirement by requiring that HOME funds recipients leverage 25% of the HOME funds allocated, with other eligible funding sources. As noted in the HOME Match Report (HUD Form 40107-A), a match liability of (2,114.37) was required per the PR33 Report provided by HUD. The City also has an excess amount of \$25,566,308, which will be carried over to meet match liability in subsequent years.

6. Citizen Comments

Describe steps taken to obtain citizen input and provide a summary of citizen comments it received regarding the programs covered by its consolidated plan and the disposition of those comments. (Section 91.105(d)(2) of the consolidated plan regulations requires that grantees consider any comments or views of citizens, received in writing or orally at public hearings, in preparing the CAPER.)

It is the intent of the City of Modesto to encourage and facilitate citizen participation by:

1. Soliciting needs in the neighborhood;
2. Obtaining community input regarding how funds should be invested;
3. Building a sense of community among residents;
4. Encouraging community empowerment and greater community voice; and
5. Providing neighborhoods with information about City services

A copy of the Citizens Participation Plan is available for review on the City's website (www.modestogov.com). As noted in the plan, comments can be submitted anytime by sending an email to housing@modestogov.com

The Citizens Housing & Community Development Committee (CH&CDC) provides overall review of the City's HUD funds. This Council-appointed committee provides policy and funding recommendations to the City Council regarding the City's use of HUD entitlement funds

No citizen comments were received on the CAPER.

7. Self Evaluation

- Provide an evaluation of accomplishments. This evaluation must include a comparison of the proposed versus actual outcomes of each outcome measure submitted with the consolidated plan and explain, if applicable why progress was not made toward meeting goals and objectives.

The City actively worked at using the resources identified in the FY 2013-2014 Annual Action Plan to carry out the programs and activities. The City of Modesto continued to take an active role in the promotion and production of affordable housing as well as addressing the social and economic needs of low- and moderate-income individuals, as well as the special needs populations within the City. See Attachment A for accomplishment details.

The CDBG, ESG, HOME, and other programs provided needed grant funds for many local programs to operate and for the City to make progress towards its goals and objectives. As described in Attachment A, many of the funded activities met or exceeded the expected accomplishments in PY 2013.

All funded programs aligned with priorities in the Comprehensive Five Year Plan.

Housing programs funded through the CDBG, ESG and HOME Programs assisted in stabilizing neighborhoods by providing affordable housing rehabilitation and enforcing City building codes that are designed to assure the community's housing stock is safe and sanitary. CDBG and ESG funded public service programs strive to alleviate the problem of gaps in human service needs throughout the City by offering various programs such as emergency rental assistance and homeless case management. In light of continuing decreases in funds and increased construction costs, staff and subrecipients continue to explore alternative strategies to provide decent affordable housing, create economic development opportunities, and ensure suitable living environments.

City staff has a system in place that assures deadlines are met, reports are timely and required tasks are accomplished. A calendar is created at the start of the program year that lists all activities, tasks, events, and deadlines related to the management of CDBG, ESG and HOME funds. Staff meets on a regular basis to review pending issues.

At least once every two years, staff conducts formal onsite monitoring of CDBG, ESG and HOME funded projects implemented by subrecipients. These visits are conducted more frequently if the subrecipient is new or is having difficulty meeting program or contract requirements.

8. Monitoring

- a. Describe how and the frequency with which you monitored your activities.
- b. What is the status of your grant programs?
 - Are any activities or strategies falling behind schedule? No? N/A
 - Are grant disbursements timely? Yes
 - Do actual expenditures differ from letter of credit disbursements? No

The following are the City's monitoring standards, procedures, and actions as required by 24 CFR 91.230.

Staff assessed risk of CDBG and ESG subrecipients according to different risk factors to determine extent of monitoring for any given CDBG-/ESG-funded activity.

Risk factors include:

- ◆ Subrecipient experience administering CDBG/ESG funds (i.e., new subrecipients);
- ◆ Subrecipient experience carrying out funded activity (i.e., new activities);
- ◆ Past performance administering CDBG/ESG funds;
- ◆ Past performance carrying out funded activity;
- ◆ Subrecipients with limited administrative capacity;
- ◆ Innovative activities that may be high-risk (e.g., economic development activities); and
- ◆ Turnover in activity-delivery staff/leadership

Extent of monitoring ranges from frequent desk audits (i.e., monthly review of project files – performance reports, invoices and supporting documentation, ensuring timely expenditure, tracking progress toward Consolidated Plan/Annual Action Plan goals, etc.) for all CDBG-/ESG-

funded activities to more extensive and less frequent (at least once every program year) on-site audits for “high-risk” subrecipients with certain risk factors as described above.

These on-site audits consist of the following:

- ◆ Letter to subrecipient in preparation for the on-site visit;
- ◆ Entrance conference;
- ◆ Key informant interviews;
- ◆ Review of beneficiary, financial, policies and procedures, and other records;
- ◆ Exit conference;
- ◆ Monitoring letter describing both positive feedback and detailed deficiencies; and
- ◆ Follow up

The following is a summary of the City’s monitoring objectives:

- ◆ To determine if subrecipient is carrying out project as described in subgrant agreement.
- ◆ To determine if subrecipient is allocating costs to the project that are eligible and reasonable.
- ◆ To determine if subrecipient is conducting activities with adequate control over project and financial performance, and in a way that minimizes opportunities for waste, mismanagement, fraud, and abuse.
- ◆ To assess if subrecipient has a continuing capacity to carry out project, as well as future funding opportunities for which it may apply.
- ◆ To identify potential problem areas and to assist subrecipient in complying with applicable statutes and regulations.
- ◆ To assist subrecipient in resolving compliance problems through discussion, negotiation, and the provision of technical assistance and training.
- ◆ To provide adequate follow-up measures to ensure that performance and compliance deficiencies are corrected by subrecipient, and not repeated.
- ◆ To comply with federal monitoring requirements of 24 CFR 570.501(b) and with 24 CFR 84.51 and 85.40, as applicable.
- ◆ To determine if any conflicts of interest exist in the operation of project, per 24 CFR 570.611.
- ◆ To ensure that required records are maintained to demonstrate compliance with applicable regulations.

The City uses “Appendix 5-21” of *Managing CDBG: A Guidebook for CDBG Grantees on Subrecipient Oversight* for the basic structure of its CDBG/ESG monitoring and specific HUD-developed monitoring protocols according to activity/CPD program (*CPD Monitoring Handbook 6509.2*).

The City of Modesto conducted on-site audits of the following CDBG/ESG subrecipients:

- ◆ Disability Resource Agency for Independent Living (DRAIL)
- ◆ United Cerebral Palsy of Stanislaus County
- ◆ Stanislaus Family Justice Center
- ◆ Community Housing and Shelter Services
- ◆ Modesto City Schools (Healthy Start Family Resource Center at Orville Wright)

Other CDBG-/ESG-funded subrecipients that were not monitored on-site were low-risk, seasoned subrecipients and/or were audited in the prior program year,

As contract agreements are prepared for the various local organizations receiving entitlement funds, strict controls are incorporated in the agreement as to the use of the funds. Whenever possible, payments were made for units of service delivered to beneficiaries or reimbursement for eligible costs incurred by the organization. Desired outcomes and performance measures or outputs (e.g., number of individuals served, type of activity, accomplishments, etc.) were established as part of the agreements. This enables Staff to monitor the effectiveness of HUD-funded projects and ensure compliance with program requirements. The agreement for services also included general performance standards, including the provision of monthly activity reports to the City and written requests for disbursement of funds.

Staff conducted desk audits (in-house review of sub-grantee materials, such as progress reports, drawdown requests, written agreement, etc.) of all CDBG Public Services and ESG activity sub-grantees prior to approving invoices for payment. In addition, periodic field visits are conducted of those sub-grantees with limited organizational capacities, new subgrantees, sub-grantees that have experienced high turnover in key staff positions, subgrantees with previous compliance or performance problems, and sub-grantees carrying out high-risk activities due to its innovative nature (e.g., economic development projects). Field visits also serve as opportunities for staff to build collaborative relationships with sub-grantee personnel and assist sub-grantees in creating effective record-keeping systems for accurate reporting.

These monitoring practices ensured compliance with all regulations governing internal and sub-grantee administrative, financial, and programmatic operations. These practices also ensured sub-grantees achieved performance objectives on schedule and within budget. The City's monitoring plan is appropriate for its performance tracking capabilities. Staff used The HUD Community Planning and Development Monitoring Handbook (Handbook 6509.2) when monitoring both internal and sub-grantee HUD-funded projects.

The basic monitoring process is as follows: notification letter (to encourage preparation); entrance conference with key project staff; documentation, data acquisition, and analysis; exit conference with key project staff; and a follow-up monitoring letter that presents what the monitoring revealed.

A finding is presented as an issue of noncompliance with program rules and regulations. For each finding, corrective actions that must be taken are specified. A concern is presented as instances where the deficiency is not a finding, or where noncompliance may occur in the future because of weaknesses in project operations. Recommendations for improvement are specified for each concern. Monitoring letters are issued within thirty days after the exit conference.

In addition to implementing agreements for services for local organizations, Staff prepares written Memoranda of Understanding (MOUs), with department personnel within the City who expend service time using HOME, CDBG or ESG funds. These City personnel submit written requests with supporting documentation for disbursement of funds. Staff and other City personnel time was monitored prior to each draw as well as quarterly to ensure the usage fell within the regulations.

Staff and Finance Department personnel conducted a monthly review process to monitor Federal program expenditures. Staff verified and cross-referenced the information on the monthly budget activity reports with supporting documentation maintained by the Division. In addition, Staff assigned a unique number to each activity that provided easy identification on both the City's financial reporting system and the Federal Integrated Disbursement and Information System (IDIS).

This financial monitoring system offered a form of checks and balances to monitor expenditures and determine the availability of funds.

The Housing Rehabilitation support staff monitored the use of the funds for projects funded under the Housing Rehabilitation Loan Program. Funds were disbursed according to a detailed Real Property Improvement Agreement executed by the property owner and the contractor. When a phase of the work was completed, the Housing Rehabilitation Specialist confirmed the completeness of the phase of rehabilitation in accordance with the appropriate housing codes and the work write-up specifications. The Housing Rehabilitation Specialist reviewed the work with the property owner and the owner signed a payment request voucher that authorized the disbursement of funds according to the contract. The Housing Administrative Analyst reviewed and verified each payment voucher and the invoice was then approved by the Acting Director of the Parks, Recreation and Neighborhoods Department. The City's Finance Department monitored the disbursement of funds and balance of the project account.

HOME-assisted rental units are monitored for rent, income, housing quality, and other affordability criteria in accordance with section 92.252. The City of Modesto performs on-site inspections of HOME-assisted units as required. For HOME-assisted units containing one to four units, the monitoring is performed not less than once every three years; complexes containing five to 25 units are monitored once every two years, and projects containing 26 units or more are monitored every year.

There are different levels of monitoring that Staff follows beginning at project predevelopment and through the period of affordability. During the predevelopment and construction process staff reviews each draw request. Staff meets with developers to provide technical assistance if necessary and makes periodic site visits to follow-up on project progress. In addition, Staff constantly monitors to see if the project is meeting the standards established in initial agreement, costs are on target and check on quality of construction. During the past fiscal year no onsite monitoring took place. Staff is working on monitoring schedules of affordable housing projects for this fiscal year.

Staff conducted on-site inspections of units to determine compliance with property standard requirements. Staff verified information obtained by the owners in regards to lease, income verification, rent, utility allowances and compliance with provision of written agreements.

The City of Modesto monitors the HUD programs regularly to ensure successes. As problems or issues arise, the programs are modified to ensure maximum results. Oversight of HUD programs on a regular basis has been the key to maximizing the benefit for the citizens of Modesto.

IV. Program Narratives

In addition to the general narrative, a grantee must provide narratives that address the following requirements of each of the four consolidated plan programs for which it received funding.

All Grantees Receiving CDBG Funds Must Submit the Following Narrative Information:

1. Assessment of Relationship of CDBG Funds to Goals and Objectives

- a. Assess use of CDBG funds (including program income and Section 108) in relation to the priorities, needs, goals, and specific objectives in the Consolidated Plan, particularly the highest priority activities.
- b. Evaluate progress made toward meeting goals for providing affordable housing using CDBG funds, including the number and types of households served.

Local communities use the resources of the CDBG Program to develop flexible, locally designed community development strategies to address the program's primary objective, which is to develop viable urban communities by providing decent housing, creating suitable living environments, and expanding economic development opportunities principally for persons of low and moderate income.

Through the CDBG program, cities are allowed to develop programs and funding priorities, but are limited to activities that address one or more of the national objectives of the program. The national objectives include benefiting low- and moderate-income persons, aiding in the prevention or elimination of blight, and addressing other urgent community development needs.

In 2013-2014, the Housing Division was responsible for allocating Community Development Block Grant and Emergency Solutions Grant funds for community development activities in Modesto.

Allocation for funding and assignment of priorities are informed by the national goals established by HUD regulations, PRN Division goals and public input.

In partnership with the Citizen's Housing & Community Development Committee (CH&CDC) and approval from the Modesto City Council, the City adopted the community development program areas and priorities as outlined in the 5-year Consolidated Plan and 2013-2014 Annual Action Plan. These priorities and strategies along with Program Year Three results are attached.

Each activity funded by the City's CDBG Program addresses at least one of HUD's National Objectives. The three National Objectives are:

1. Benefit low- and moderate-income persons (as an Area Benefit, Limited Clientele, Housing, or Job Creation/Retention activity)
2. Aid in the prevention or elimination of slums or blight (on an Area Basis, Spot Basis, or a previously approved Urban Renewal project area)
3. Meet an urgent need (must pose a serious and immediate threat; be of recent origin, unable to be financed by the entitlement, and with no other sources of funding available)

During the program year, most applicable activities addressed the National Objective of benefit to low- and moderate-income persons and two activities addressed the elimination of slums or blight.

2. Changes in Program Objectives

- a. Identify nature of and reasons for any changes in program objectives and how the jurisdiction would change its program as a result of its experiences.

No changes in Program objectives

3. Assessment of Efforts in Carrying Out Planned Actions

- a. Indicate how you pursued all resources indicated in the Consolidated Plan.
- b. Indicate how you provided certifications of consistency in a fair and impartial manner.

The only certifications of consistency that were issued in the 2012 program year were issued to Project Sentinel in the hopes that our community would secure more funding for fair housing services, which clearly aligns with the intent of the Consolidated Plan.

- c. Indicate how you did not hinder Consolidated Plan implementation by action or willful inaction.

The City did not hinder Consolidated Plan implementation by action or willful inaction, as evidenced by the fact that most all activities included in the Annual Action Plan were successfully and expeditiously implemented.

4. Use of CDBG Funds for National Objectives

- a. If CDBG funds were not used exclusively for activities benefiting low/mod persons, for slum/ blight activities, or to meet urgent community needs, explain why?
- b. If you did not comply with certification to expend no less than 70% of your CDBG funding during the specified period on activities that benefit low/mod person, explain why? N/A

5. Anti-displacement and Relocation -- for activities that involve acquisition,

rehabilitation or demolition of occupied real property:

- a. Steps actually taken to minimize the amount of displacement resulting from the CDBG-assisted activities.

Program Year 2013 saw no displacement or relocation.

- b. Steps taken to identify households, businesses, farms or nonprofit organizations who occupied properties subject to the Uniform Relocation Act or Section 104(d) of the Housing and Community Development Act of 1974, as amended, and whether or not they were displaced, and the nature of their needs and preferences.

The City did not carry out any activities that were subject to the URA or Section 104(d) of the HCD Act.

- c. Steps taken to ensure the timely issuance of information notices to displaced households, businesses, farms, or nonprofit organizations.

The purpose of the Uniform Relocation Assistance and Real Property Acquisition Policies Act of 1970 is to ensure the uniform, fair, and equitable treatment of individuals and businesses whose property is acquired by agreement and not coercion or who are displaced in connection with a federally funded project.

As a matter of policy, City of Modesto and its subrecipients do not undertake acquisition, rehabilitation, or demolition activities that cause the displacement of households, businesses, farms, or nonprofit organizations. General information notices are issued to all property owners when grantee carries out acquisition, rehabilitation, and demolition – even when relocation assistance does not apply.

6. Low/Mod Job Activities -- for economic development activities undertaken where jobs were made available but not taken by low or moderate income persons:

- a. Actions taken by grantee and businesses to ensure first consideration was or will be given to low/mod persons. N/A
- b. List by job title of all the permanent jobs created/retained and those that were made available to low/mod persons. N/A
- c. If any of jobs claimed as being available to low/mod persons require special skill, work experience, or education, a description of steps being taken or that will be taken to provide such skills, experience, or education.

Special Economic Development Activities were not carried out in Program Year 2013

7. Program income received

- a. Amount of program income reported that was returned to each individual revolving fund, e.g., housing rehabilitation, economic development, or other type of revolving fund.
- b. Amount repaid on each float-funded activity. N/A
- c. All other loan repayments broken down by the categories of housing rehabilitation, economic development, or other
- d. Amount of income received from the sale of property by parcel.

Program income generated during the program year as stated in the PR01 Report:

- CDBG: \$ \$64,026.34
- Revolving Loan Fund (RLF): \$160,000.26
- HOME: \$3277,068.29

8. Prior period adjustments -- where reimbursement was made this reporting period for expenditures (made in previous reporting periods) that have been disallowed, provide the following information:

- a. Activity name and number as shown in IDIS.
- b. Program year(s) in which the expenditure(s) for the disallowed activity(ies) was reported.
- c. Amount returned to line-of-credit or program account.

\$8,457.50 to the HOME Line-of-Credit

- d. Total amount to be reimbursed and the time period over which the reimbursement is to be made, if the reimbursement is made with multi-year payments.

9. Loans and other receivables

- a. Principal balance for each float-funded activity outstanding as of the end of the reporting period and the date(s) by which the funds are expected to be received. N/A
- b. Total number of other loans outstanding and the principal balance owed as of the end of the reporting period.
- c. List separately the total number of outstanding loans that are deferred or forgivable, the principal balance owed as of the end of the reporting period,

and the terms of the deferral or forgiveness.

- d. Total number and amount of loans made with CDBG funds that have gone into default and for which the balance was forgiven or written off during the reporting period.
- e. A list of the parcels of property owned by the grantee or its subrecipients that have been acquired or improved using CDBG funds and that are available for sale as of the end of the reporting period.

10. Lump sum agreements N/A

- a. Name of the financial institution.
- b. Date the funds were deposited.
- c. Date the use of funds commenced.
- d. Percentage of funds disbursed within 180 days of deposit in the institution.

11. Neighborhood Revitalization Strategies – for grantees that have HUD-approved neighborhood revitalization strategies:

- a. Progress against benchmarks, i.e. outputs and outcomes for the program year.

For grantees with Federally-designated EZs or ECs that received HUD approval for a neighborhood revitalization strategy, reports that are required as part of the EZ/EC process shall suffice for purposes of reporting progress.

For recipients of Neighborhood Stabilization Program funds, identify progress in addressing areas of greatest need.

- Establish a Community Center – City of Modesto converted a 2,000 square-foot duplex into a 2,400 square-foot community center. Construction was completed and grand opening was celebrated March 28, 2013.
- Establish a Community-Based Development Organization (CBDO) – The City of Modesto and its community-based stakeholders were successful in starting up King Kennedy Memorial Center Collaborative as a community development corporation that could be certified as a CBDO.
- While the City completed the Airport Neighborhood's CDBG Revitalization Strategy Plan in 2012, the City and its stakeholders continued to rely on extensive collaboration among local government and community-based organizations to revitalize the neighborhood.
- As part of the 2013-2014 Annual Action Plan the City proposed a West Modesto NRSA. No approval has been received from HUD however the City continued to address the

needs of this community in PY13 as funds became available. An example is reaching out to stakeholders to address an identified need for a Childcare Program. The City partnered with Child & Family Services Division of the Stanislaus County Office of Education, and Child Development Programs of Modesto City Schools. If approved in PY14, the SCOE will provide the technical assistance to help train potential Family Care Center Home (FCCH) providers in childhood development and child care. Modesto City Schools will set aside vouchers to subsidize child care for eligible families. The Microenterprise Incubator will provide the financial assistance necessary to start a FCCH business. Start-up costs include but are not limited to: State of California Department of Social Services FHH license fee, general liability insurance policy, business license fee, safety supplies, necessary home improvements/repairs, equipment (e.g.: changing tables, books and bookshelves, toys), etc. The FCCH component of the Microenterprise Incubator is designed to fill gaps that exist for low-income persons seeking to provide quality child care as a home business, while helping to address the high demand for and low supply of quality child care in West Modesto.

All Grantees Receiving HOME Funds Must Submit the Following Narrative Information:

1. Assessment of Relationship of HOME Funds to Goals and Objectives

- a. Assess the use of HOME funds in relation to the priorities, needs, goals, and specific objectives in the consolidated plan, particularly the highest priority needs.

The City received an allocation from HUD of \$683,785 in HOME funds for the period of July 1, 2013, through June 30, 2014. Table below shows how the FY 2013 funds were allocated and how much was expended per activity type:

FY 2013 HOME Funds Allocation and Expenditure.

Activity	FY 2013 Allocation	Expenditure during FY 2013
Program Administration	68,379	*
Community Housing Development Organizations Set Aside	\$34,189	Funds have not been allocated *
Community Housing Development Organizations Operating	\$102,568	Funds have not been allocated *
Rental Housing Production	478,650	Funds have not been allocated *

*Funds were not available due to a delay on the execution of the HOME contract

In addition to the allocation from HUD, PI of \$77,068 was generated for FY 2013.

All of the City's HOME activities serve households with incomes that do not exceed 80 percent of the AMI and focus on the households included in the Con Plan's Affordable Housing Priorities.

The City of Modesto housing priorities are to provide accessibility of decent housing to low income households. The City's goal for the 2013 program year was to construct 9 rental units. The goal was met through the construction of 32 units at Archway Commons during this program year. Additional units were built after program year 2013.

Another goal under the availability/accessibility of decent housing is to construct or provide housing rehabilitation and improvement assistance to 18 units in supportive housing facilities. The City of Modesto provided funding to the Housing Authority of the County of Stanislaus to develop 32 supportive housing units for foster and homeless youth. The 32 units were completed during this reporting program year.

Under the Sustainability of Decent Housing the City of Modesto allocated additional funds to the Bennett Place project that will add an additional 18 supportive housing units to very low income persons with disabilities, mental illness and substance abuse addictions.

Please see chart below in Section 1 b. which shows the goals attained and the households served by median income.

The HOME Investment Partnerships, introduced in the Cranston-Gonzalez National Affordable Housing Act of 1990, provides funding that can be used for rehabilitation, new construction, acquisition of affordable housing, and/or tenant-based rental assistance. HOME is the largest Federal block grant to State and local governments designed exclusively to create affordable housing for low-income households. The program's flexibility allows States and local governments to use HOME funds for grants, direct loans, loan guarantees or other forms of credit enhancement, or rental assistance or security deposits.

Recapture/Resale for Home Ownership Activities:

The City of Modesto follows specific requirements for the Homebuyers Assistance Program. These guidelines apply when a homebuyer or developer is assisted with HOME Investment Partnerships Program funds and the homebuyer sells or transfers the assisted property subsequent to the initial HOME Investment. The recapture option allows the City to recapture the entire HOME subsidy, subject to net proceeds, if the homeowner sells his or her property, does not occupy the home as the owner's principal place of residence, or violates the program requirements within the period of affordability. All HOME assisted unit sales under the recapture option shall meet the following criteria:

- ◆ The homebuyer may sell the property to any willing buyer
- ◆ The homebuyer can sell the property at any price
- ◆ The City of Modesto must collect a part or all of the direct assistance from the net sales proceeds of the unrestricted sale, if sufficient net sales proceeds exist.

Recapture provisions shall be enforced through a HOME loan agreement, note and recapture agreement including affordability covenants recorded filed with the Stanislaus County Clerk Recorder, and the requirements within shall be triggered upon sale or transfer of the HOME assisted property.

The City of Modesto requires that when the recapture provision is triggered by a sale (whether voluntary or involuntary), it will recapture the HOME investment up to the total net proceeds remaining after the sale as modified by program specific choices under 24 CFR Part 92.254(a)(5)(ii)(A)(1) through (4). Net proceeds are the sales price minus the superior loan repayment (other than HOME funds) and any closing costs. The specific method of recapture as capped by net proceeds may be one of the four choices outlined in 24 CFR Part 92.254(a)(5)(ii)(A)(1) through (4). These options include:

1. Recapture the entire amount -- The City may recapture the entire amount of the HOME investment from the homeowner, with total collections capped by net proceeds;
2. Reduction during the affordability period -- The City may elect to reduce the HOME investment amount to be recaptured on a pro rata basis for the time the homeowner has owned and occupied the housing measured against the required affordability period;
3. Shared Net Proceeds -- When the net proceeds (i.e., the sales price minus loan repayment, other than HOME funds, and closing costs) are insufficient to repay the direct HOME subsidy and the homebuyer's investment, the net proceeds shall be shared according to the following formula. Recapture of the HOME funds is based on the ratio of the HOME subsidy to the sum of the homeowner's investment (including down payment and any capital improvement investment made by the owner since purchase), plus the HOME subsidy:

$$\Rightarrow \text{HOME Subsidy} + \text{Homeowner Investment} \times \text{Net Proceeds} = \text{HOME Recapture}$$
4. Owner investment returned first

The City Modesto may permit the homebuyer to recover the homebuyer's entire investment (down payment and capital improvements made by the owner since purchase) before recapturing the HOME investment.

City staff shall select one of these four options based on the specific project/program. The selected method must be included in the contract between the City of Modesto and any partner.

Evaluate progress made toward meeting goals for providing affordable housing using HOME funds, including the number and types of households served.

Project	HOME Funds	Population Served	Units	AMI	Status
Meadow Glen	\$713,162	Emancipated Foster Youth and Homeless Youth	32	50%	Completed. Some units are currently occupied
Archway Commons	\$1,000,000	Low, Very Low Income Households	76	30-80%	76 units completed and occupied
Bennett Place	\$1,025,427	Seniors, Adult individuals Foster Youth, Homeless Youth	18	30-80%	Completed waiting for certificates of occupancy.
Tower Park Apartments	\$3,425,640	Low, Very Low Income Seniors	10	30-60%	Predevelopment stage

Progress made during the past fiscal year:

Construction at Meadow Glen, a 32-unit apartment complex for Emancipated Foster Youth and Homeless Youth and developed by the Housing Authority of the County of Stanislaus, was completed. The certificates of occupancy were issued and some units have been leased. This project will make a significant impact for former foster youth. In California approximately 65% of youth leaving foster care do so without a place to live. Housing emancipated foster youth and homeless youth in a program providing support services (mental health, educational and vocational counseling, job placement, financial literacy and life skills training and mentoring), will create a safety net for these former foster youth - - now young adults as well as homeless young adults. Supportive services will be available to qualified residents by supportive services agencies such as Stanislaus County Behavioral and Recovery Services, Aspiranet, Center for Human Services, and Stanislaus County Community Services Agency. Other agencies such as CASA, City of Modesto, the Housing Authority of the County of Stanislaus, STANCO are also part of the stakeholders that participated in the planning and implementation of the development and supportive services.

Archway Commons developed by EAH, Inc. has completed 76 units and all units are occupied.

Bennett Place completed the construction in June 2014; the certificates of occupancy are still pending and estimate that the 18 units will be occupied by the end of the year. This project was developed by STANCO.

2. HOME Match Report

- a. As noted in the HOME Match Report a match liability of (\$\$) was required per the PR33 Report provided by HUD. The City of Modesto also has an excess amount of \$\$, which will be carried over to meet match liability in subsequent years.

HOME Match Report HUD-40107-A attached

3. HOME MBE and WBE Report

- a. Use Part III of HUD Form 40107 to report contracts and subcontracts with Minority Business Enterprises (MBEs) and Women's Business Enterprises (WBEs).

Minority Business Enterprises (MBEs) and Women's Business Enterprises (WBEs) Part III of HUD Form 40107 attached

4. Assessments

- a. Results of on-site inspections of rental housing.

No on-site inspections for HOME rental housing were performed during the past fiscal year.

- b. HOME jurisdiction's affirmative marketing actions.

The City of Modesto implemented an Affirmative Marketing Policy for use in its HOME program in order to comply with HUD fair housing objectives. Both the borrower/developer and the City share the responsibility to inform the public about federal fair housing laws. The City, through its monitoring of the HOME units, evaluates the effectiveness of the marketing efforts. The beneficiaries are held to the terms of the policy by reference in the HOME Loan Agreement and Trust Deed executed to secure the HOME loan. The loan agreements require compliance with all applicable civil rights laws, including Section 504, Section 3 and the Age Discrimination Act. The City requires the reporting of direct benefit activities in order to track those who have been served with Federal/State or Local funding.

The City maintains monitoring records demonstrating that it has reviewed the affirmative marketing actions for each monitored project. The City also requires that Fair Housing logos be placed on all agency publications as an effort to affirmatively further fair housing.

- c. Outreach to minority and women owned businesses.

The City of Modesto has a Small, Minority Business Enterprise/Women's Business Enterprise (MBE/WBE) policy and procedures guideline that was accepted by HUD in May 1994.

2. Affordable Housing

Evaluate progress in meeting its specific affordable housing objectives, including:

- a. Comparison of proposed numeric goals (from the consolidated plan and annual action plan) with the actual number of extremely low income, low income, and moderate income renter and owner households assisted during the reporting period.

Project	HOME Funds	Population Served	GOAL YEAR 4	ACCOMPLISHMENT		
				Units	AMI	Status
Meadow Glen	\$713,162	Emancipated Foster Youth and Homeless Youth	18	32	50%	Units completed
Archway Commons	\$1,000,000	Low, Very Low Income Households	9	76	30-80%	76 units completed and occupied
Bennett Place	\$1,025,427	Seniors, Adult individuals Foster Youth, Homeless Youth	18	18	30-80%	Waiting for Certificate of Occupancy
Tower Park Apartments	\$3,425,640	Low, Very Low Income Seniors	10	10	30-60%	Predevelopment

Archway Commons:

EAH, Inc. completed the construction of 76 units for low and very low income households this past fiscal year. To date all units have been completed and are currently occupied. EAH received a Tax Credit Allocation, Redevelopment Agency funds, HOME funds and private financing. Archway Commons developed by EAH, Inc. has completed 32 of the 76 proposed units and 32 all units of these units are also occupied.

All Grantees Receiving ESG Funds Must Submit the Following Narrative Information:

1. Assessment of Relationship of ESG Funds to Goals and Objectives

- a. Identify actions to address emergency shelter and transitional housing needs of homeless individuals and families (including significant subpopulations such as those living on the streets).

- b. Evaluate progress made in using ESG funds to address homeless and homeless prevention needs, goals, and specific objectives established in the consolidated plan.
- c. Detail how ESG projects are related to implementation of comprehensive homeless planning strategy, including the number and types of individuals and persons in households served with ESG funds.

Receiving ESG and CDBG Public Services funds allow the City of Modesto to partner with emergency shelter and transitional housing providers to help address the needs of individuals and families experiencing homelessness.

ESG projects and CDBG Public Services projects that relate to homelessness and homelessness prevention are informed by formal consultation with the local Continuum of Care and other key stakeholders. For example, during the 2011-2012 program year, City of Modesto undertook a planning process with the Continuum of Care to design an innovative ESG activity to address the homelessness prevention and rapid re-housing components of ESG for the 2012-2013 program year. This particular activity is now considered a best practice for its close collaboration with the local Housing Authority and the regional U.S. Department of Veterans Affairs Palo Alto Health Care System (HUD-VASH Program).

IDIS #	Grant Award		FY 2013-2014			
			ESG Carryover	ESG EN 2013/2014	Expended	TOTAL
1109	Community Housing & Shelter Services	Rapid ReHousing	14,569.00	41,537.00	53,641.99	2,464.01
1119	Center for Human Services (CHS) - Pathways	Shelter	0.00	18,086.00	18,086.00	0.00
	Haven Women's Center of Stanislaus		0.00	7,762.00	7,762.00	0.00
	Children's Crisis Center of Stanislaus County – Respite Child Shelter Program		0.00	18,096.00	18,096.00	0.00
	Family Promise of Greater Modesto (FPOGM) - Case Management		0.00	9,382.00	9,382.00	-10.00
	The Salvation Army, Modesto Citadel – Berberian Emergency Shelter		0.00	20,104.00	20,104.00	0.00
1094	ESG Administration	Admin	0.00	9,322.50	9,322.50	0.00
TOTAL			\$ 14,569.00	\$ 124,289.50	\$136,404.49	\$ 2,464.01

*These \$2,454 was expended however IDIS would not authorize the draw. Unable to resolve IDIS issue at time of submission.

- The Salvation Army, Modesto Citadel – Berberian Shelter and Transitional Living Center provided Emergency and Transitional Shelter for Adults Living on the Streets
- Center for Human Services Pathways Transitional Housing served Transition Aged Youth
- Children s Crisis Center of Stanislaus County – Child Respite Services Transitional Housing Activity served Children
- Family Promise of Greater Modesto – Case Management Transitional Shelter served Families
- Haven Women's Center of Stanislaus County Emergency and Transitional Shelter

2. Matching Resources

- a. Provide specific sources and amounts of new funding used to meet match as required by 42 USC 11375(a)(1), including cash resources, grants, and staff salaries, as well as in-kind contributions such as the value of a building or lease, donated materials, or volunteer time.

TOTAL HUD Funds \$102,576. The dollar-for-dollar matching resources of ESG subgrantees are as follows:

SUBRECIPIENT ESG FUNDS MATCHING RESOURCES

ESG Subrecipient	ESG Funds	Matching Funds	Source
Salvation Army	\$20,104	\$ 20,104	Private Donations (Cash)
Community Housing & Shelter Services	\$56,106	\$56,106	Stanislaus County Community Services Agency (StanWORKS Program) (Cash)
Children's Crisis Center	\$18,096	\$18,096	Private Donations (Cash)
Center for Human Services	\$18,096	\$18,096	\$11,119 California Wellness Foundation – Cash \$6,977 City of Modesto (CDBG Program) – Cash
Haven Women's Center	\$7,762	\$7,762	\$Emergency Food and Shelter Program (EFSP (Cash)
Family Promise	\$9382	\$34,333	\$34,333 Volunteer hours and meals valued at \$5 per unit (In-kind)
TOTAL	\$131,546	\$154,497	

3. Activity and Beneficiary Data

- a. Include the number of persons assisted, the types of assistance provided, and the project or program outcome data measured under the performance standards developed in consultation with the Continuum (s) of Care.
- b. Completion of ESG Program Performance reports showing ESGP expenditures by type of activity. Also describe any problems in collecting, reporting, and evaluating the reliability of this information

Activity	Activity Description	Performance Indicator	Goal	Accomplishment
ESG Administration	Administration & Planning	Dollars funded		
Case Management (Family Promise of Greater Modesto)	Address homelessness and to support families in their journey toward housing and self-sufficiency by connecting them to necessary resources while providing warmth and shelter.	Number of Beneficiaries	24	251
Homeless Prevention and Rapid Re-Housing (Children's Crisis Center of Stanislaus County)	Provide homelessness prevention and rapid-rehousing assistance to individuals and families at risk of experiencing homelessness and those experiencing homelessness respectively	Number of Beneficiaries	38	130
Respite Child Shelter Program (Children's Crisis Center of Stanislaus County)	Address the unmet shelter and protective care needs of impoverished children who are disadvantaged by homelessness, familial traumas, unsafe home environments, physical abuse chronic illness development delays, future academic failure, emotion disturbance, poor mental health and are likely to repeat the dysfunctional patterns of their families	Number of Beneficiaries	209	179
Pathways (Center for Human Services)	Supportive housing program that supports young adults experiencing homelessness in their journey toward self-sufficiency. Provide mental health counseling, and a variety of life skills lessons including job preparation and skill building to search for and maintain employment	Number of Beneficiaries	30	31
Berberian Homeless and Transitional Living Center (The Salvation Army, Modesto)	Provides emergency and transitional supportive shelter to single adults	Number of Beneficiaries	742	701

4. Chronic Homelessness

- a. Describe actions steps taken to address chronic homelessness.

City of Modesto considers addressing chronic homelessness a high priority and prioritizes available ESG and CDBG Public Services funds accordingly. In addition to providing such funding to shelter, transitional, and permanent supportive housing providers with which it partners, City of Modesto also formed a Blue-Ribbon Commission on Homelessness to develop a plan to further the City's efforts. Recommendations of this appointed body will be presented in the 2013-2014 program year. City of Modesto affordable housing development strategies funded by different state competitive and federal formula and competitive grants are also informed by the City of Modesto-adopted Ten-Year Plan to End Long-Term Homelessness.

5. Homeless Discharge Coordination

As part of the government developing and implementing a homeless discharge coordination policy, ESG homeless prevention funds may be used to assist very-low income individuals and families at risk of becoming homeless after being released from publicly funded institutions such as health care facilities, foster care or other youth facilities, or corrections institutions or programs.

- a. Explain how your government is implementing a homeless discharge coordination policy, and how ESG homeless prevention funds are being used in this effort.

As part of the government developing and implementing a homeless discharge coordination policy, ESG homeless prevention funds may be used to assist very-low income individuals and families at risk of becoming homeless after being released from publicly funded institutions such as health care facilities, foster care or other youth facilities, or corrections institutions or programs.

Homeless discharge coordination policy, and how ESG homeless prevention funds are being used in this effort.

Unfortunately, the local health, human, and housing service provider infrastructure in Modesto and Stanislaus County is unable to meet the unprecedented demand for housing and essential services for very-low income individuals and families at risk of experiencing homelessness after being released from publicly funded institution, especially the intended and unintended consequences of the State of California's corrections realignment plan, which shifts responsibility from the state to counties for the custody, treatment, and supervision of individuals convicted of crimes. City of Modesto and other units of local government and community-based organizations are further developing a homeless discharge coordination policy to better meet this challenge. This challenge is further deepened by the recent "realignment," which effectively shifts responsibility for the supervision of newly-convicted low-level offenders without current or prior serious or violent offenses stay to local (county) jails to

serve their sentences.

The following IDIS reports with an asterisk (*) contain information that must be provided to citizens in order to satisfy annual performance report requirements contained for Consolidated Plan under 24 CFR 91.520.

Emergency Solutions Grant Program

Jurisdictions receiving funding under the Emergency Solutions Grant program pursuant to the interim rule published on December 5, 2011 must include, in a form prescribed by HUD, the number of persons assisted, the types of assistance provided, and the project or program outcomes data measured under the performance standards developed in consultation with the Continuum(s) of Care.

The City of Modesto is an active member of the local Continuum of Care, the Stanislaus housing and Support Services Collaborative (SHSSC). The SHSSC drafted the Ten-Year Plan to End Long-Term Homelessness, which was adopted by the Modesto City Council in June 2007. This plan continues to inform the City's Consolidated Plan strategies, priorities, and program-year activities. The City is not a grantee of competitively awarded Continuum of Care programs (Supportive Housing Program [SHP], Shelter Plus Care [S+C], and Single Room Occupancy [SRO]); however, the City participates in the planning, strategizing, and decision-making of the local Continuum of Care. The City formally consults with the Continuum of Care to inform its ESG and CDBG Public Services funding priorities to more effectively address homelessness. Both the City and the Continuum are increasingly prioritizing strategic permanent supportive housing that targets vulnerable population groups (e.g., families, persons with disabling conditions, veterans, persons exiting public institutions, etc.) and those experiencing long-term homelessness as a means of addressing and preventing homelessness. Also, the City coordinates with other Federal resources, including those administered by the HACS and the U.S. Department of Veterans Affairs (VA), to leverage CDBG, HOME, and ESG funds.

ESG Expenditures			
A. ESG Expenditures for Homelessness Prevention			
Dollar Amount of Expenditures in Program Year	FY 2010	FY 2011	FY 2012
Expenditures for Rental Assistance		6450	49693
Expenditures for Housing Relocation & Stabilization Services - Services			10400
Subtotal Homelessness Prevention		6450	60093
B. ESG Expenditures for Rapid Re-Housing			
Dollar Amount of Expenditures in Program Year	FY 2010	FY 2011	FY 2012
Expenditures for Rental Assistance			25360
Expenditures for Housing Relocation & Stabilization Services - Services			5357
Subtotal Homelessness Prevention			30717
C. ESG Expenditures for Emergency Shelter			
Dollar Amount of Expenditures in Program Year	FY 2010	FY 2011	FY 2012

Essential Services	18886		
Operations	79859	110964	109580
Renovation	14200		
Subtotal	112945	110964	109580
D. Other Grant Expenditures			
Dollar Amount of Expenditures in Program Year	FY 2010	FY 2011	FY 2012
Administration	2724	4070	10874
E. Total ESG Grand Funds			
Total ESG Funds Expended	115669	121484	21264
F. Match Source			
Other Non- ESG HUD Funds			11239
State Government	64858	77846	153541
Private Funds 48087	39568	35610	35610
Total Match Amount	112945	117414	200390
G. Total			
Total Amount of Funds Expended on ESG Activities	228614	238898	411654

U.S. Department of Housing and Urban Development
 Office of Community Planning and Development
 Integrated Disbursement and Information System
 CDBG Activity Summary Report (GPR) for Program Year 2013
 MODESTO



FPM Year: 1994
 Project: 0002 - CONVERTED CDBG ACTIVITIES
 IDIS Activity: 2 - CDBG COMMITTED FUNDS ADJUSTMENT

Status: Open 12/4/2002 12:00:00 AM
 Location:
 Objective:
 Outcome:
 Matrix Code: General Program Administration (21A) National Objective:

Initial Funding Date: 01/01/0001

Description:

Financing

Grant Year	Grant	Fund Type	Funded Amount	Drawn In Program Year	Drawn Thru Program Year
Pre-2015		EN	\$10,267,229.66	\$0.00	\$10,263,788.66
Total			\$10,267,229.66	\$0.00	\$10,263,788.66

Proposed Accomplishments

Actual Accomplishments

Number assisted:

	Owner		Renter		Total	
	Total	Hispanic	Total	Hispanic	Total	Hispanic
White:	0	0	0	0	0	0
Black/African American:	0	0	0	0	0	0
Asian:	0	0	0	0	0	0
American Indian/Alaskan Native:	0	0	0	0	0	0
Native Hawaiian/Other Pacific Islander:	0	0	0	0	0	0
American Indian/Alaskan Native & White:	0	0	0	0	0	0
Asian White:	0	0	0	0	0	0
Black/African American & White:	0	0	0	0	0	0
American Indian/Alaskan Native & Black/African American:	0	0	0	0	0	0
Other multi-racial:	0	0	0	0	0	0
Asian/Pacific Islander:	0	0	0	0	0	0
Hispanic:	0	0	0	0	0	0
Total:	0	0	0	0	0	0

Female-headed Households:

Income Category:



U.S. Department of Housing and Urban Development
 Office of Community Planning and Development
 Integrated Disbursement and Information System
 CDBG Activity Summary Report (GPR) for Program Year 2013
 MODESTO

Date: 30-01-2014
 Time: 19:19
 Page: 2

Extremely Low	0
Low Mod	0
Moderate	0
Non Low Moderate	0
Total	0
Percent Low/Mod	0

Annual Accomplishments

No data returned for this view. This might be because the applied filter excludes all data.

U.S. Department of Housing and Urban Development
 Office of Community Planning and Development
 Integrated Disbursement and Information System
 CDBG Activity Summary Report (GPR) for Program Year 2013
 MODESTO



Program Year: 2013
 Project: 6015 - PUBLIC FACILITIES & NEIGHBORHOOD IMPROVEMENTS

IDIS Activity: 601 - 1230 12TH STREET RETROFIT

Status: Open
 Location: 1230 12th St Modesto, CA 95354-0704

Objective: Create suitable living environments
 Outcome: Sustainability
 Matrix Code: Public Facilities and Improvement (General) (03)

National Objective: SBS

Initial Funding Date: 01/23/2004

Description:

FUNDING WILL BE PROVIDED FOR THE RETROFIT OF THE BUILDING LOCATED ON 1230 12TH STREET, TO PROVIDE A ONE-STOP SHOP FOR HOMELESS SERVICES.

Financing

Grant Year	Grant	Fund Type	Funded Amount	Drawn In Program Year	Drawn Thru Program Year
Pre-2015		EN	\$231,590.87	\$0.00	\$231,590.87
		PI	\$818.65	\$0.00	\$818.65
Total			\$232,409.52	\$0.00	\$232,409.52

Proposed Accomplishments

Public Facilities : 1

Annual Accomplishments

Years	Accomplishment Narrative	# Benefitting
1111		
2003		
2004		
2005		
2006		

THE CITY IS WAITING FOR A REVISED LEASE AGREEMENT FROM THE HEALTH AND HUMAN SERVICES AGENCY. THE GENERAL SERVICES ADMINISTRATION DEED THE VACANT SOCIAL SECURITY BUILDING TO THE CITY OF MODESTO ON OCTOBER 22, 2004, TO BE USED AS A ONE STOP SHOP FOR HOMELESS SERVICES. THE BUILDING IS UNDERGOING EXTENSIVE REPAIRS AND A RETROFIT. SINCE THE CITY RECEIVED THE BUILDING, ALL WATER SUPPLY LINES HAVE BEEN REPLACED, THE MAIN ELECTRICAL SERVICE WAS REPAIRED, THE TOILET FIXTURES WERE PUMPED OUT, AND THE WALLS AND CARPET WERE CLEANED AND SANITIZED. THE REPAIRS AND THE RETROFIT OF THE BUILDING IS CONTINUING INTO FISCAL YEAR 05-06.

REPAIRS BEGAN IN THE PRIOR YEAR WERE COMPLETED. ADDITIONALLY, A BUILDING EVALUATION, SEISMIC EVALUATION, NON-STRUCTURAL COMPONENTS EVALUATION AND COST ESTIMATE FOR THE RENOVATION OF THIS BUILDING HAS BEEN COMPLETED. A BID PACKAGE TO SELECT A CONTRACTOR TO DO THE RETROFIT AND REHABILITATION OF THE BUILDING IS BEING PREPARED.

AN ARCHITECTURAL FIRM WAS SELECTED TO DRAFT THE DESIGN OF THE RENOVATION OF THE BUILDING. AN REQUEST FOR BID WILL BE PREPARED UPON RECEIPT OF COST ESTIMATES OF THE RENOVATION.



U.S. Department of Housing and Urban Development
Office of Community Planning and Development
Integrated Disbursement and Information System

CDBG Activity Summary Report (GPR) for Program Year 2013
MODESTO

Date: 30- 2014
Time: 19:19
Page: 4

Benefitting

Accomplishment Narrative

Years

2010

The City of Modesto committed to preparing the site for one or more agencies that would be interested in occupying the building and providing homeless services. After an unsuccessful RFQ process the City, in an attempt to preserve and better utilize the facility, proposed enhancing the scope of the building usage. This request was denied. The City began taking the necessary steps to revert the building back to the General Services Administration (GSA).

In spite of the property being secured and an alarm being installed, the property was vandalized and homeless individuals were found in the facility. The facility was severely vandalized and it was in a condition that was detrimental to public health and safety. In order to prevent the building from further deterioration and decay, expenses were incurred to eliminate the blighted conditions.

While the property was in the process of being reverted to GSA; the property once again was surplus for homeless services. No applications were received by GSA. Subsequently GSA determined that it will be best to sell the property. City staff has been working with GSA on this process. An invitation for Bids to auction the property were released on October 3, 2011. The property will be sold through an online auction with a starting bid of \$100,000.

GSA will notify the City when an acceptable bid is obtained. At that time, title to the property will transfer from the City of Modesto to GSA, and then to the purchaser on the day of escrow closing. GSA will provide a three-party (City, GSA and the purchaser) escrow instructions to assist with the closing and all escrow fees will be paid by the purchaser.

U.S. Department of Housing and Urban Development
 Office of Community Planning and Development
 Integrated Disbursement and Information System
 CDBG Activity Summary Report (GPR) for Program Year 2013
 MODESTO



Project: 2003
 8016 - PROPERTY ACQUISITION
 IDIS Activity: 608 - HOPE VILLAGE - HABITAT FOR HUMANITY

Status: Completed 7/1/2013 12:00:00 AM
 Location: 800 Briggs Ave Modesto, CA 95351-2560
 Objective: Provide decent affordable housing
 Outcome: Affordability
 Matrix Code: Acquisition of Real Property (01)
 National Objective: LMH

Initial Funding Date: 11/10/2004

Description:
 FUNDING TO HABITAT FOR HUMANITY TO PURCHASE A 1.85-ACRE PARCEL FOR DEVELOPMENT OF 20 HOUSING UNITS FOR LOW-INCOME FAMILIES.
 \$640K CDBG RLF.
 \$10K CHDO RESERVE (ACT 0805).

Financing

Grant Year	Grant	Fund Type	Funded Amount	Drawn In Program Year	Drawn Thru Program Year
Pre-2015		RL	\$640,000.00	\$0.00	\$640,000.00
Total			\$640,000.00	\$0.00	\$640,000.00

Proposed Accomplishments

Housing Units : 20

Actual Accomplishments

Number assisted:

	Owner		Renter		Total	
	Total	Hispanic	Total	Hispanic	Total	Hispanic
White:	7	0	0	0	7	0
Black/African American:	1	0	0	0	1	0
Asian:	0	0	0	0	0	0
American Indian/Alaskan Native:	5	5	0	0	5	5
Native Hawaiian/Other Pacific Islander:	0	0	0	0	0	0
American Indian/Alaskan Native & White:	0	0	0	0	0	0
Asian White:	0	0	0	0	0	0
Black/African American & White:	0	0	0	0	0	0
American Indian/Alaskan Native & Black/African American:	0	0	0	0	0	0
Other multi-racial:	7	7	0	0	7	7
Asian/Pacific Islander:	0	0	0	0	0	0
Hispanic:	0	0	0	0	0	0
Total:	20	12	0	0	20	12



U.S. Department of Housing and Urban Development
 Office of Community Planning and Development
 Integrated Disbursement and Information System
 CDBG Activity Summary Report (GPR) for Program Year 2013
 MODESTO

Date: 30- 2014
 Time: 19:19
 Page: 6

Female-headed Households: 0 0 0 0

Income Category:	Owner	Renter	Total	Person
Extremely Low	0	0	0	0
Low Mod	20	0	20	0
Moderate	0	0	0	0
Non Low Moderate	0	0	0	0
Total	20	0	20	0
Percent Low/Mod	100.0%		100.0%	

Annual Accomplishments

Years	Accomplishment Narrative	# Benefitting
2004	THE CITY PROVIDED \$640,000 CDBG RLF FUNDS TO HABITAT FOR HUMANITY TO PURCHASE A 1.85-ACRE PARCEL FOR THE DEVELOPMENT OF THE HOPE VILLAGE PROJECT. A 20-UNIT AFFORDABLE HOUSING PROJECT FOR LOW-INCOME FAMILIES. HABITAT IS CURRENTLY RAISING MATCHING FUNDS AND HAS VERBAL COMMITMENTS OF \$200,000 IN FUNDING FOR DEVELOPMENT. 16 UNITS WILL BE FOR LOW-INCOME FAMILIES; 4 UNITS FOR VERY LOW INCOME FAMILIES.	
2007	ACTIVITY 0605 HAS BEEN SEPARATED INTO ACTIVITIES 0605 AND 0606. ACTIVITY 0605 - \$10K CHDO RESERVES ACTIVITY 0606 - \$640K CDBG REVOLVING FUND	
2010	6/27/2013 All units have been completed and sold to low income households.	

Habitat for Humanity received \$640 K in CDBG Revolving Loan Funds to purchase a 1.85-acre parcel for development of 20 housing units for low-income families also know as Hope Village Project. Habitat for Humanity (Habitat) has been successful in selling the first 10 units to qualified households whose incomes are at 50% - 65% of the median area income. Habitat's goal is to complete the remaining 10 single family units by the end of December 2011. There are three families that have been selected and have completed the sweat equity hour requirement of the program to purchase these properties.



U.S. Department of Housing and Urban Development
 Office of Community Planning and Development
 Integrated Disbursement and Information System
 CDBG Activity Summary Report (GPR) for Program Year 2013
 MODESTO

Date: 30-Sep-2014
 Time: 19:19
 Page: 7

Program Year: 2008
 Project: 0008 - ACQUISITION FOR PROPERTIES
 IDIS Activity: 733 - ACQUISITION FOR PROPERTIES

Status: Open
 Location: 1010 10th St Ste 4300 Modesto, CA 95354-0896
 Objective: Provide decent affordable housing
 Outcome: Availability/accessibility
 Matrix Code: Acquisition of Real Property (01)
 National Objective: LMH

Initial Funding Date: 01/09/2007

Description:
 FUNDS ARE USED TO SUPPORT THE CITY'S PROPERTY AGENT TOPURSUE THE PURCHASE OF LAND OR RIGHT OF WAY FOR CDBG FUNDED PROJECTS.
 Financing

Grant Year	Grant	Fund Type	Funded Amount	Drawn In Program Year	Drawn Thru Program Year
Pre-2015		RL	\$292,000.00	\$0.00	\$292,000.00
Total			\$292,000.00	\$0.00	\$292,000.00

Proposed Accomplishments

Housing Units : 4

Actual Accomplishments

Number assisted:

	Owner		Renter		Total	
	Total	Hispanic	Total	Hispanic	Total	Hispanic
White:	0	0	0	0	0	0
Black/African American:	0	0	0	0	0	0
Asian:	0	0	0	0	0	0
American Indian/Alaskan Native:	0	0	0	0	0	0
Native Hawaiian/Other Pacific Islander:	0	0	0	0	0	0
American Indian/Alaskan Native & White:	0	0	0	0	0	0
Asian White:	0	0	0	0	0	0
Black/African American & White:	0	0	0	0	0	0
American Indian/Alaskan Native & Black/African American:	0	0	0	0	0	0
Other multi-racial:	0	0	0	0	0	0
Asian/Pacific Islander:	0	0	0	0	0	0
Hispanic:	0	0	0	0	0	0
Total:	0	0	0	0	0	0

Female-headed Households: 0



U.S. Department of Housing and Urban Development
 Office of Community Planning and Development
 Integrated Disbursement and Information System
 CDBG Activity Summary Report (GPR) for Program Year 2013
 MODESTO

Date: 30- 2014
 Time: 19:19
 Page: 8

Income Category:	Owner	Renter	Total	Person
Extremely Low	0	0	0	0
Low Mod	0	0	0	0
Moderate	0	0	0	0
Non Low Moderate	0	0	0	0
Total	0	0	0	0
Percent Low/Mod				

Annual Accomplishments

Years	Accomplishment Narrative	# Benefiting
2006	THIS ACTIVITY WILL BE FUNDING PROPERTY AND/OR LAND ACQUISITION TO ADD AFFORDABLE UNITS TO THE CITY'S HOUSING STOCK	
2007	NO EXPENDITURES HAD OCCURRED DURING THIS FISCAL YEAR. DURING THE 2007-2008 YEAR, THE CITY WAS ABLE TO PURCHASE 412 DOWNNEY FOR THE PURPOSE OF AN AFFORDABLE SENIOR HOUSING PROJECT.	
2009	This property was acquired in 2007 with anticipated development of affordable housing to begin in 2010/2011	
2011	Staff is in the process of seeking additional funding to supplement the funds currently approved for the project.	

U.S. Department of Housing and Urban Development
 Office of Community Planning and Development
 Integrated Disbursement and Information System
 CDBG Activity Summary Report (GPR) for Program Year 2013
 MODESTO



Program Year: 2006
 Project: 0083 - ECONOMIC DEVELOPMENT TECHNICAL ASSISTANCE
 IDIS Activity: 772 - ECONOMIC DEVELOPMENT

Status: Completed 1/14/2014 12:00:00 AM
 Location: 1010 10th St Modesto, CA 95354-0859
 Objective: Create economic opportunities
 Outcome: Affordability
 Matrix Code: ED Direct Financial Assistance to For-Profits (18A)
 National Objective: LMJ

Initial Funding Date: 06/08/2007

Description: ECONOMIC ACTIVITIES DESIGNED TO CREATE OR RETAIN PERMANENT JOBS.

Financing

Grant Year	Grant	Fund Type	Funded Amount	Drawn in Program Year	Drawn Thru Program Year
Pre-2015		RL	\$150,000.00	\$0.00	\$150,000.00
Total			\$150,000.00	\$0.00	\$150,000.00

Proposed Accomplishments

Jobs : 4

Actual Accomplishments

Number assisted:

	Owner		Renter		Total		Person	
	Total	Hispanic	Total	Hispanic	Total	Hispanic	Total	Hispanic
White:	0	0	0	0	0	0	5	1
Black/African American:	0	0	0	0	0	0	0	0
Asian:	0	0	0	0	0	0	0	0
American Indian/Alaskan Native:	0	0	0	0	0	0	0	0
Native Hawaiian/Other Pacific Islander:	0	0	0	0	0	0	0	0
American Indian/Alaskan Native & White:	0	0	0	0	0	0	0	0
Asian White:	0	0	0	0	0	0	0	0
Black/African American & White:	0	0	0	0	0	0	0	0
American Indian/Alaskan Native & Black/African American:	0	0	0	0	0	0	0	0
Other multi-racial:	0	0	0	0	0	0	0	0
Asian/Pacific Islander:	0	0	0	0	0	0	0	0
Hispanic:	0	0	0	0	0	0	0	0
Total:	0	0	0	0	0	0	5	1
Female-headed Households:	0		0		0		0	



U.S. Department of Housing and Urban Development
 Office of Community Planning and Development
 Integrated Disbursement and Information System
 CDBG Activity Summary Report (GPR) for Program Year 2013
 MODESTO

Date: 30- 2014
 Time: 19:19
 Page: 10

Income Category:	Owner	Renter	Total	Person
Extremely Low	0	0	0	2
Low Mod	0	0	0	3
Moderate	0	0	0	0
Non Low Moderate	0	0	0	0
Total	0	0	0	5
Percent Low/Mod				100.0%

Annual Accomplishments

Years	Accomplishment Narrative	# Benefitting
2006	THE CITY IS WORKING ON A RFP FOR ECONOMIC DEVELOPMENT THAT WILL PROVIDE TECHNICAL ASSISTANCE TO BENEFIT A LOW-INCOME CENSUS TRACT AREA. THE TECHNICAL ASSISTANCE MAY INCLUDE TECHNICAL ASSISTANCE, ADVICE, BUSINESS SERVICES TO BUSINESS OWNERS OR GRANT, LOANS, AND OTHER FORMS OF SUPPORT FOR ESTABLISHMENT, STABILIZATION AND EXPANSION OF BUSINESSES.	
2009	While the \$150,000 CDBG Economic Development activity was not carried out in this program year, staff began designing a Community Development Loan Program (revolving loan fund) to create and retain jobs for low- and moderate-income persons and strengthen the small business community.	

U.S. Department of Housing and Urban Development
 Office of Community Planning and Development
 Integrated Disbursement and Information System
 CDBG Activity Summary Report (GPR) for Program Year 2013
 MODESTO



Fiscal Year: 2013
 Project: 0020 - PUBLIC FACILITY & IMPROVEMENTS
 IDIS Activity: 905 - ACCESSIBILITY AT PUBLIC FACILITIES

Status: Open
 Location: 1010 10th St Modesto, CA 95354-0859
 Objective: Create suitable living environments
 Outcome: Sustainability
 Matrix Code: Parks, Recreational Facilities (03F)
 National Objective: LMA

Initial Funding Date: 03/31/2010

Description: PROVIDE FUNDING FOR UPGRADES TO PUBLIC FACILITIES REQUIRING RENOVATION TO MEET ADA GUIDELINES

Financing

Grant Year	Grant	Fund Type	Funded Amount	Drawn In Program Year	Drawn Thru Program Year
Pre-2015		EN	\$356,662.76	\$0.00	\$349,162.76
Total			\$356,662.76	\$0.00	\$349,162.76

Proposed Accomplishments

Public Facilities : 1
 Total Population in Service Area: 2,813
 Census Tract Percent Low / Mod: 74.50

Annual Accomplishments

Years	Accomplishment Narrative	# Benefiting
2009	The City funded \$300,000 in CDBG funds for three parks located in low-income areas where accessibility features needed to be addressed. The City removed existing play equipment and replaced it with newer, accessible play equipment. Accessible ramps were added into the play areas where needed and sand and/or non-conforming engineered wood fiber from the play areas were removed and replaced with new engineered wood fiber. The park drainage was improved in areas where the water was slow to drain.	
2011	This year funding was used to provide ADA seating and pathway for local dog park	



U.S. Department of Housing and Urban Development
 Office of Community Planning and Development
 Integrated Disbursement and Information System
 CDBG Activity Summary Report (GPR) for Program Year 2013
 MODESTO

Date: 30- 2014
 Time: 19:19
 Page: 12

Project: 0020 - PUBLIC FACILITY & IMPROVEMENTS
IDIS Activity: 906 - WATERTOWER REMOVAL PROJECT

Status: Open
Location: 901 17th St Modesto, CA 95354-1207
Objective: Create suitable living environments
Outcome: Sustainability
Matrix Code: Clearance and Demolition (04) **National Objective:** LMA

Initial Funding Date: 03/30/2010

Description:

Remove water tower.
 It is no longer in use as it was deemed not able to withstand the impact of a major earthquake This project is being reopened to process an MID payment that was paid in Oct, 2012.
 Work completed March, 2012.

Financing

Grant Year	Grant	Fund Type	Funded Amount	Drawn In Program Year	Drawn Thru Program Year
Pre-2015		EN	\$48,534.86	\$0.00	\$48,534.86
		PI	\$5,755.71	\$0.00	\$5,755.71
Total			\$54,290.57	\$0.00	\$54,290.57

Proposed Accomplishments

Public Facilities : 1
 Total Population in Service Area: 1,605
 Census Tract Percent Low / Mod: 70.80

Annual Accomplishments	Years	Accomplishment Narrative	# Benefiting
2009		To remove blight, the City funded \$135,000 in CDBG funds to remove a Water Tower. The environmental was completed. SHPO issues with historical land mark tree resolved. Bid packets are being prepared to solicit a contractor to demo water tower.	
2011		Water tower successfully removed.	
2012		An additional draw was necessary for charges later identified against this project so the Activity was reopened to allow for the City reimbursement for these expenses incurred for project delivery.	

U.S. Department of Housing and Urban Development
 Office of Community Planning and Development
 Integrated Disbursement and Information System
 CDBG Activity Summary Report (GPR) for Program Year 2013
 MODESTO

Program Year: 2010
 Project: 0020 - PUBLIC FACILITY & IMPROVEMENTS
 IDIS Activity: 907 - ACCESSIBILITY ACCESS (KKMC)

Status: Open
 Location: 601 S Martin Luther King Dr Modesto, CA 95351-2762
 Objective: Create suitable living environments
 Outcome: Availability/accessibility
 Matrix Code: Sidewalks (03L)
 National Objective: LMA

Initial Funding Date: 03/30/2010

Description:
 Public facility and improvement of the King Kennedy Center ADA Access Way
 Financing

Grant Year	Grant	Fund Type	Funded Amount	Drawn In Program Year	Drawn Thru Program Year
Pre-2015		EN	\$55,102.11	\$55,000.00	\$55,102.11
Total			\$55,102.11	\$55,000.00	\$55,102.11

Proposed Accomplishments

Public Facilities : 1
 Total Population in Service Area: 3,345
 Census Tract Percent Low / Mod: 65.80

Annual Accomplishments

Years	Accomplishment Narrative	# Benefitting
2009	King Kennedy Pathway 2 Fundraising events underway. Cabinet members were identified, Capitol Committee Fundraising events in progress as half the money is required prior to official kickoff. Anticipate 18-24 months to obtain 1/2 the funds. (\$40,000 in CDBG funds budgeted)	
2012	The released for the use of CDBG funds for design and project management of this public facility activity was conditioned on the subrecipient (Stanislaus Multi-Cultural Community Health Coalition / West Modesto/King-Kennedy Neighborhood Collaborative) completely securing funds for the construction of this project. The subrecipient met this condition in late FY12; therefore, subrecipient will expend these funds in FY13 and possibly into early FY14 (construction phase).	



U.S. Department of Housing and Urban Development
 Office of Community Planning and Development
 Integrated Disbursement and Information System
 CDBG Activity Summary Report (GPR) for Program Year 2013
 MODESTO

Date: 30-2014
 Time: 19:19
 Page: 14

PGM Year: 2014
Project: 0606 - NON-HOMELESS SPECIAL NEEDS
IDIS Activity: 1006 - ACCESSIBILITY AT PUBLIC FACILITIES-Centre Plaza
Status: Open
Location: 1000 L St Modesto, CA 95354-0835
Objective: Create suitable living environments
Outcome: Availability/accessibility
Matrix Code: Public Facilities and Improvement (General) (03)
National Objective: LMC
Initial Funding Date: 12/19/2011

Description: PROVIDE FUNDING FOR UPGRADES TO PUBLIC FACILITIES REQUIRING RENOVATION TO MEET ADA GUIDELINES

Grant Year	Grant	Fund Type	Funded Amount	Drawn In Program Year	Drawn Thru Program Year
Pre-2015		EN	\$4,000.00	\$163.17	\$367.44
Total			\$4,000.00	\$163.17	\$367.44

Proposed Accomplishments

Public Facilities : 1

Actual Accomplishments

Number assisted:

	Owner		Renter		Total	
	Total	Hispanic	Total	Hispanic	Total	Hispanic
White:	0	0	0	0	0	0
Black/African American:	0	0	0	0	0	0
Asian:	0	0	0	0	0	0
American Indian/Alaskan Native:	0	0	0	0	0	0
Native Hawaiian/Other Pacific Islander:	0	0	0	0	0	0
American Indian/Alaskan Native & White:	0	0	0	0	0	0
Asian White:	0	0	0	0	0	0
Black/African American & White:	0	0	0	0	0	0
American Indian/Alaskan Native & Black/African American:	0	0	0	0	0	0
Other multi-racial:	0	0	0	0	0	0
Asian/Pacific Islander:	0	0	0	0	0	0
Hispanic:	0	0	0	0	0	0
Total:	0	0	0	0	0	0
Female-headed Households:	0		0		0	



U.S. Department of Housing and Urban Development
 Office of Community Planning and Development
 Integrated Disbursement and Information System
 CDBG Activity Summary Report (GPR) for Program Year 2013
 MODESTO

Date: 30-Sep-2014
 Time: 19:19
 Page: 15

Income Category:

	Owner	Renter	Total	Person
Extremely Low	0	0	0	0
Low Mod	0	0	0	0
Moderate	0	0	0	0
Non Low Moderate	0	0	0	0
Total	0	0	0	0

Percent Low/Mod

Annual Accomplishments

Years	Accomplishment Narrative	# Benefitting
2011	Procurement process completed. Purchase and installation of ADA door will happen in PY 12	



Program Year: 2014
 Project: 0004 - OTHER
 IDIS Activity: 1015 - ECONOMIC DEVELOPMENT

Status: Canceled 1/14/2014 12:00:00 AM
 Location: 1010 10th St Modesto, CA 95354-0859
 Objective: Create economic opportunities
 Outcome: Sustainability
 Matrix Code: ED Direct Financial Assistance to For-Profits (18A)
 National Objective: LMJ

Initial Funding Date: 12/19/2011

Description:
 CREATE OR RETAIN JOBS
 Financing

No data returned for this view. This might be because the applied filter excludes all data.

Proposed Accomplishments

Jobs : 7

Actual Accomplishments

Number assisted:

	Owner		Renter		Total		Person	
	Total	Hispanic	Total	Hispanic	Total	Hispanic	Total	Hispanic
White:	0	0	0	0	0	0	3	3
Black/African American:	0	0	0	0	0	0	0	0
Asiani:	0	0	0	0	0	0	0	0
American Indian/Alaskan Native:	0	0	0	0	0	0	0	0
Native Hawaiian/Other Pacific Islander:	0	0	0	0	0	0	0	0
American Indian/Alaskan Native & White:	0	0	0	0	0	0	0	0
Asian White:	0	0	0	0	0	0	0	0
Black/African American & White:	0	0	0	0	0	0	0	0
American Indian/Alaskan Native & Black/African American:	0	0	0	0	0	0	0	0
Other multi-racial:	0	0	0	0	0	0	0	0
Asian/Pacific Islander:	0	0	0	0	0	0	0	0



U.S. Department of Housing and Urban Development
 Office of Community Planning and Development
 Integrated Disbursement and Information System
 CDBG Activity Summary Report (GPR) for Program Year 2013
 MODESTO

Date: 30-Sep-2014
 Time: 19:19
 Page: 17

Hispanic:	0	0	0	0	0	0	0	0	0
Total:	0	0	0	0	0	0	0	3	3

Female-headed Households:

Income Category:	Owner	Renter	Total	Person
Extremely Low	0	0	0	0
Low Mod	0	0	0	3
Moderate	0	0	0	0
Non Low Moderate	0	0	0	0
Total	0	0	0	3
Percent Low/Mod				100.0%

Annual Accomplishments

Years Accomplishment Narrative

2011 Three jobs were created.

Benefitting



U.S. Department of Housing and Urban Development
 Office of Community Planning and Development
 Integrated Disbursement and Information System
 CDBG Activity Summary Report (GPR) for Program Year 2013
 MODESTO

Date: 30- 2014
 Time: 19:19
 Page: 18

Project: 0008 - NON-HOMELESS SPECIAL NEEDS
 IDIS Activity: 1044 - ADA Accessibility - Elevator repair

Status: Open
 Location: 1402 I St Modesto, CA 95354-1032
 Objective: Create suitable living environments
 Outcome: Availability/accessibility
 Matrix Code: Public Facilities and Improvement (General) (03)
 National Objective: LMC

Initial Funding Date: 06/26/2012

Description:
 Repair elevator at McHenry Museum
 Financing

Grant Year	Grant	Fund Type	Funded Amount	Drawn In Program Year	Drawn Thru Program Year
Pre-2015		EN	\$42,439.01	\$0.00	\$42,439.01
		PI	\$4,163.88	\$4,163.88	\$4,163.88
Total			\$46,602.89	\$4,163.88	\$46,602.89

Proposed Accomplishments

Public Facilities : 1

Actual Accomplishments

Number assisted:

	Owner		Renter		Total		Person	
	Total	Hispanic	Total	Hispanic	Total	Hispanic	Total	Hispanic
White:	0	0	0	0	0	0	52,806	18,958
Black/African American:	0	0	0	0	0	0	2,140	0
Asian:	0	0	0	0	0	0	2,812	0
American Indian/Alaskan Native:	0	0	0	0	0	0	1,430	0
Native Hawaiian/Other Pacific Islander:	0	0	0	0	0	0	478	0
American Indian/Alaskan Native & White:	0	0	0	0	0	0	0	0
Asian White:	0	0	0	0	0	0	0	0
Black/African American & White:	0	0	0	0	0	0	0	0
American Indian/Alaskan Native & Black/African American:	0	0	0	0	0	0	0	0
Other multi-racial:	0	0	0	0	0	0	7,012	0
Asian/Pacific Islander:	0	0	0	0	0	0	0	0
Hispanic:	0	0	0	0	0	0	0	0
Total:	0	0	0	0	0	0	66,678	18,958

Female-headed Households:

PR03 - MODESTO



U.S. Department of Housing and Urban Development
 Office of Community Planning and Development
 Integrated Disbursement and Information System
 CDBG Activity Summary Report (GPR) for Program Year 2013
 MODESTO

Date: 30-Sep-2014
 Time: 19:19
 Page: 19

Income Category:	Owner	Renter	Total	Person
Extremely Low	0	0	0	0
Low Mod	0	0	0	66,678
Moderate	0	0	0	0
Non Low Moderate	0	0	0	0
Total	0	0	0	66,678
Percent Low/Mod				100.0%

Annual Accomplishments

Years	Accomplishment Narrative	# Benefitting
2012	ADA Elevator door repaired to better assist cliental with special needs	



U.S. Department of Housing and Urban Development
 Office of Community Planning and Development
 Integrated Disbursement and Information System
 CDBG Activity Summary Report (GPR) for Program Year 2013
 MODESTO

Date: 30 2014
 Time: 19:19
 Page: 20

Program Year: 2011
 Project: 0909 - NON-HOMELESS SPECIAL NEEDS
 IDIS Activity: 1045 - ACCESSIBILITY ACCESS - MUNI

Status: Open
 Location: Address Suppressed
 Objective: Create suitable living environments
 Outcome: Availability/accessibility
 Matrix Code: Public Facilities and Improvement (General) (03)
 National Objective: LMA

Initial Funding Date: 06/26/2012

Description: Accessibility Access - Restroom at Muni
 Financing

Grant Year	Grant	Fund Type	Funded Amount	Drawn In Program Year	Drawn Thru Program Year
Pre-2015		EN	\$375,000.00	\$4,379.56	\$6,167.49
Total			\$375,000.00	\$4,379.56	\$6,167.49

Proposed Accomplishments

Public Facilities : 1
 Total Population in Service Area: 4,403
 Census Tract Percent Low / Mod: 72.20

Annual Accomplishments

Years	Accomplishment Narrative	# Benefitting
2012	Environmental complete. Design work in progress. RFP for fall 2013	

U.S. Department of Housing and Urban Development
 Office of Community Planning and Development
 Integrated Disbursement and Information System
 CDBG Activity Summary Report (GPR) for Program Year 2013
 MODESTO



2012
 6005 - COMMUNITY DEVELOPMENT
 1052 - NEIGHBORHOOD CLEAN-UP

Status: Completed 6/30/2013 12:00:00 AM
 Location: 1010 10th St Modesto, CA 95354-0859

Objective: Create suitable living environments
 Outcome: Sustainability
 Matrix Code: Interim Assistance (06)

National Objective: LMA

Initial Funding Date: 10/23/2012

Description:

Activity will serve residents of the 14 low-income census tracts (including the Airport Neighborhood (Neighborhood Revitalization Strategy Area - NRSAs)) through inspections for code violations and enforcement of codes in deteriorating or deteriorated areas (see Activity: Low-Income Census Tract Neighborhood Code Enforcement) when such enforcement together with public or private improvements, rehabilitation, or services to be provided may be expected to arrest the decline of the areas. Activity will be undertaken on an interim basis in areas exhibiting objectively determinable signs of physical deterioration where City of Modesto has determined immediate action is necessary to arrest the deterioration and that permanent improvements will be carried out as soon as possible.

Activity will also alleviate emergency conditions threatening the public health and safety in areas where the City Manager determines that such an emergency condition exists and requires immediate resolution.

Activity will alleviate at least 1 emergency condition project and provide resources to at least 3 neighborhood cleanup projects.

Financing

Grant Year	Grant	Fund Type	Funded Amount	Drawn In Program Year	Drawn Thru Program Year
Pre-2015		EN	\$8,923.23	\$132.19	\$8,923.23
		PI	\$1,348.92	\$0.00	\$1,348.92
Total			\$10,272.15	\$132.19	\$10,272.15

Proposed Accomplishments

Housing Units : 4
 Total Population in Service Area: 49,409
 Census Tract Percent Low / Mod: 59.50

Annual Accomplishments

Years	Accomplishment Narrative	# Benefitting
-------	--------------------------	---------------

2012
 An activity that has been a great success for the City of Modesto was a combined effort between the City of Modesto and the County of Stanislaus to clean up the Airport Neighborhood, a revitalization strategy area for Modesto. Located in a low-income census tract known for illegal dumping and blight as well as criminal activity, the larger neighborhood is a mixture of both City and County jurisdictions. City and County residents along with civic groups, faith-based groups, and others came together, filled several dumpsters and cleaned out multiple alleyways and areas that had become blighted dumping grounds.

U.S. Department of Housing and Urban Development
 Office of Community Planning and Development
 Integrated Disbursement and Information System
 CDBG Activity Summary Report (GPR) for Program Year 2013
 MODESTO



Program Year: 2011
 Project: 0036 - NON-HOMELESS SPECIAL NEEDS
 IDIS Activity: 1053 - ADA COMPLIANCE PROJECT

Status: Open
 Location: Address Suppressed
 Objective: Create suitable living environments
 Outcome: Availability/accessibility
 Matrix Code: Public Facilities and Improvement (General) (03)
 National Objective: LMC

Initial Funding Date: 06/26/2012

Description:

ADA COMPLIANCE PROJECT

Financing

Grant Year	Grant	Fund Type	Funded Amount	Drawn In Program Year	Drawn Thru Program Year
Pre-2015		EN	\$55,000.00	\$38,449.16	\$41,089.16
Total			\$55,000.00	\$38,449.16	\$41,089.16

Proposed Accomplishments

Public Facilities : 1

Actual Accomplishments

Number assisted:

	Owner		Renter		Total	
	Total	Hispanic	Total	Hispanic	Total	Hispanic
White:	0	0	0	0	0	0
Black/African American:	0	0	0	0	0	0
Asian:	0	0	0	0	0	0
American Indian/Alaskan Native:	0	0	0	0	0	0
Native Hawaiian/Other Pacific Islander:	0	0	0	0	0	0
American Indian/Alaskan Native & White:	0	0	0	0	0	0
Asian White:	0	0	0	0	0	0
Black/African American & White:	0	0	0	0	0	0
American Indian/Alaskan Native & Black/African American:	0	0	0	0	0	0
Other multi-racial:	0	0	0	0	0	0
Asian/Pacific Islander:	0	0	0	0	0	0
Hispanic:	0	0	0	0	0	0
Total:	0	0	0	0	0	0
Female-headed Households:	0		0		0	

U.S. Department of Housing and Urban Development
 Office of Community Planning and Development
 Integrated Disbursement and Information System
 CDBG Activity Summary Report (GPR) for Program Year 2013
 MODESTO



Income Category:

	Owner	Renter	Total	Person
Extremely Low	0	0	0	0
Low Mod	0	0	0	0
Moderate	0	0	0	0
Non Low Moderate	0	0	0	0
Total	0	0	0	0

Percent Low/Mod

Annual Accomplishments

Years	Accomplishment Narrative	# Benefiting
2012	A kick-off meeting was held with the approved Consultant during this Program Year. Invoice requesting partial payment from contractor early in PY13 balance upon completion of Transition Plan.	



U.S. Department of Housing and Urban Development
 Office of Community Planning and Development
 Integrated Disbursement and Information System
 CDBG Activity Summary Report (GPR) for Program Year 2013
 MODESTO

Date: 30- 2014
 Time: 19:19
 Page: 24

Program Year: 2012
 Project: 0065 - HOUSING NEEDS

IDIS Activity: 1058 - HOME REPAIR PROGRAM/DISABLED ACCESS/PROGRAM-SINGLE UNIT

Status: Open
 Location: Address Suppressed
 Objective: Create suitable living environments
 Outcome: Availability/accessibility
 Matrix Code: Rehab; Single-Unit Residential (14A) National Objective: LMH

Initial Funding Date: 12/11/2012

Description:
 2012 Provides loans to low income owner-occupant households who have emergency conditions necessitating repairs to protect health and safety, or renovations necessary to make the home more accessible and safe for persons who are disabled, or correct building deficiencies to ensure decent, safe and sanitary living conditions.

Financing

Grant Year	Grant	Fund Type	Funded Amount	Drawn In Program Year	Drawn Thru Program Year
Pre-2015		RL	\$48,073.88	\$16,161.20	\$48,073.88
Total			\$48,073.88	\$16,161.20	\$48,073.88

Proposed Accomplishments

Housing Units : 3

Actual Accomplishments

Number assisted:

	Owner		Renter		Total	
	Total	Hispanic	Total	Hispanic	Total	Hispanic
White:	1	0	0	0	1	0
Black/African American:	0	0	0	0	0	0
Asian:	0	0	0	0	0	0
American Indian/Alaskan Native:	1	0	0	0	1	0
Native Hawaiian/Other Pacific Islander:	0	0	0	0	0	0
American Indian/Alaskan Native & White:	0	0	0	0	0	0
Asian White:	0	0	0	0	0	0
Black/African American & White:	0	0	0	0	0	0
American Indian/Alaskan Native & Black/African American:	0	0	0	0	0	0
Other multi-racial:	1	0	0	0	1	0
Asian/Pacific Islander:	0	0	0	0	0	0
Hispanic:	0	0	0	0	0	0
Total:	3	0	0	0	3	0

Female-headed Households: 0



U.S. Department of Housing and Urban Development
 Office of Community Planning and Development
 Integrated Disbursement and Information System
 CDBG Activity Summary Report (GPR) for Program Year 2013
 MODESTO

Date: 30-Sep-2014
 Time: 19:19
 Page: 25

Income Category:

	Owner	Renter	Total	Person
Extremely Low	3	0	3	0
Low Mod	0	0	0	0
Moderate	0	0	0	0
Non Low Moderate	0	0	0	0
Total	3	0	3	0
Percent Low/Mod	100.0%		100.0%	

Annual Accomplishments

Years **Accomplishment Narrative** **# Benefitting**

2012 Loans were awarded to low income residents. These programs offered financial and technical assistance for owner occupied homes and mobile homes. Major repairs such as roofs, bathroom remodels, electrical, and handicap modifications were completed through the loan program



U.S. Department of Housing and Urban Development
 Office of Community Planning and Development
 Integrated Disbursement and Information System
 CDBG Activity Summary Report (GPR) for Program Year 2013
 MODESTO

Date: 30-2014
 Time: 19:19
 Page: 26

Project: 0066 - NON-HOMELESS SPECIAL NEEDS
 IDIS Activity: 1082 - ADA Improvements - City Parks

Status: Open
 Location: 1010 10th St Modesto, CA 95354-0859

Objective: Create suitable living environments
 Outcome: Availability/accessibility
 Matrix Code: Public Facilities and Improvement (General) (03)
 National Objective: LMC

Initial Funding Date: 01/04/2013

Description:
 PROVIDE FUNDING FOR UPGRADES TO CITY PARKS REQUIRING RENOVATION TO MEET ADA GUIDELINES
 Financing

Grant Year	Grant	Fund Type	Funded Amount	Drawn In Program Year		Drawn Thru Program Year
				Total	Hispanic	
Pre-2015		EN	\$426,831.36	\$264,569.09		\$266,626.78
		PI	\$26,168.64	\$26,168.64		\$26,168.64
Total			\$453,000.00	\$290,737.73		\$292,795.42

Proposed Accomplishments

Public Facilities : 3

Actual Accomplishments

Number assisted:

	Owner		Renter		Total	
	Total	Hispanic	Total	Hispanic	Total	Hispanic
	White:	0	0	0	0	0
Black/African American:	0	0	0	0	0	0
Asian:	0	0	0	0	0	0
American Indian/Alaskan Native:	0	0	0	0	0	0
Native Hawaiian/Other Pacific Islander:	0	0	0	0	0	0
American Indian/Alaskan Native & White:	0	0	0	0	0	0
Asian White:	0	0	0	0	0	0
Black/African American & White:	0	0	0	0	0	0
American Indian/Alaskan Native & Black/African American:	0	0	0	0	0	0
Other multi-racial:	0	0	0	0	0	0
Asian/Pacific Islander:	0	0	0	0	0	0
Hispanic:	0	0	0	0	0	0
Total:	0	0	0	0	0	0
Female-headed Households:	0		0		0	

Female-headed Households:



U.S. Department of Housing and Urban Development
Office of Community Planning and Development
Integrated Disbursement and Information System
CDBG Activity Summary Report (GPR) for Program Year 2013
MODESTO

Date: 30-Sep-2014
Time: 19:19
Page: 27

Income Category:

	Owner	Renter	Total	Person
Extremely Low	0	0	0	0
Low Mod	0	0	0	0
Moderate	0	0	0	0
Non Low Moderate	0	0	0	0
Total	0	0	0	0

Percent Low/Mod

Annual Accomplishments

No data returned for this view. This might be because the applied filter excludes all data.



U.S. Department of Housing and Urban Development
 Office of Community Planning and Development
 Integrated Disbursement and Information System
 CDBG Activity Summary Report (GPR) for Program Year 2013
 MODESTO

Date: 30-2014
 Time: 19:19
 Page: 28

Fiscal Year: 2012
 Project: 0005 - COMMUNITY DEVELOPMENT
 IDIS Activity: 1086 - ADA CURB IMPROVEMENTS 2013-87

Status: Open
 Location: 1010 10th St Modesto, CA 95354-0859

Objective: Create suitable living environments
 Outcome: Availability/accessibility
 Matrix Code: Sidewalks (03L)

National Objective: LMC

Initial Funding Date: 03/01/2013

Description:
 FUNDING WILL BE PROVIDED FOR ADA CURB IMPROVEMENTS THROUGHOUT CITY OF MODESTO
 Financing

Grant Year	Grant	Fund Type	Funded Amount	Drawn In Program Year		Drawn Thru Program Year	
				Total	Hispanic	Total	Hispanic
Pre-2015		EN	\$299,814.62		\$40,146.38		\$40,322.40
		PI	\$185.38		\$185.38		\$185.38
Total			\$300,000.00		\$40,331.76		\$40,507.78

Proposed Accomplishments

People (General) : 2

Actual Accomplishments

Number assisted:

	Owner		Renter		Total	
	Total	Hispanic	Total	Hispanic	Total	Hispanic
	White:	0	0	0	0	0
Black/African American:	0	0	0	0	0	0
Asian:	0	0	0	0	0	0
American Indian/Alaskan Native:	0	0	0	0	0	0
Native Hawaiian/Other Pacific Islander:	0	0	0	0	0	0
American Indian/Alaskan Native & White:	0	0	0	0	0	0
Asian White:	0	0	0	0	0	0
Black/African American & White:	0	0	0	0	0	0
American Indian/Alaskan Native & Black/African American:	0	0	0	0	0	0
Other multi-racial:	0	0	0	0	0	0
Asian/Pacific Islander:	0	0	0	0	0	0
Hispanic:	0	0	0	0	0	0
Total:	0	0	0	0	0	0
Female-headed Households:	0		0		0	



U.S. Department of Housing and Urban Development
 Office of Community Planning and Development
 Integrated Disbursement and Information System
 CDBG Activity Summary Report (GPR) for Program Year 2013
 MODESTO

Date: 30-Sep-2014
 Time: 19:19
 Page: 29

Income Category:

	Owner	Renter	Total	Person
Extremely Low	0	0	0	0
Low Mod	0	0	0	0
Moderate	0	0	0	0
Non Low Moderate	0	0	0	0
Total	0	0	0	0
Percent Low/Mod				

Annual Accomplishments

Years	Accomplishment Narrative	# Benefitting
2012	23 out of 32 ramps have been designed. Plans are at 60%, looking at possible storm drain improvement to "piggy back" on to the project that will allow additional ramps to be built with CDBG funds. Storm drain improvement portion of the project will be funded by another funding source but will delay the project by a few months.	



U.S. Department of Housing and Urban Development
 Office of Community Planning and Development
 Integrated Disbursement and Information System
 CDBG Activity Summary Report (GPR) for Program Year 2013
 MODESTO

Date: 30- 2014
 Time: 19:19
 Page: 30

PGM Year: 2011
 Project#: 0002 - COMMUNITY DEVELOPMENT
 IDIS Activity: 1090 - Interim assistance 701-17th Street

Status: Open
 Location: 900 17th St Modesto, CA 95354-1219

Objective: Create suitable living environments
 Outcome: Sustainability
 Matrix Code: Interim Assistance (06)

National Objective: URG

Initial Funding Date: 03/26/2013

Description:

Maintain fence for safety of citizens at sight for Tower Park Residential Financing

No data returned for this view. This might be because the applied filter excludes all data.

Proposed Accomplishments

Public Facilities : 1

Annual Accomplishments

Years Accomplishment Narrative

2012 CDBG funds were used to eliminate a condition detrimental to public safety.

Benefiting



U.S. Department of Housing and Urban Development
 Office of Community Planning and Development
 Integrated Disbursement and Information System
 CDBG Activity Summary Report (GPR) for Program Year 2013
 MODESTO

Date: 30-Sep-2014
 Time: 19:19
 Page: 31

FISCAL Year: 2013
 Project: 0004 - 2013 Planning and Administration
 IDIS Activity: 1083 - CDBG/Administration

Status: Open
 Location: .
 Objective: .
 Outcome: .
 Matrix Code: General Program Administration (21A) National Objective:

Initial Funding Date: 11/19/2013

Description:
 Program Oversight
 Financing

Grant Year	Grant	Fund Type	Funded Amount	Drawn In Program Year	Drawn Thru Program Year
Pre-2015		EN	\$303,816.15	\$303,815.89	\$303,815.89
		PI	\$2,632.85	\$1,972.85	\$2,632.85
Total			\$306,449.00	\$305,788.74	\$306,449.74

Proposed Accomplishments

Actual Accomplishments

Number assisted:

	Owner		Renter		Total	
	Total	Hispanic	Total	Hispanic	Total	Hispanic
White:	0	0	0	0	0	0
Black/African American:	0	0	0	0	0	0
Asian:	0	0	0	0	0	0
American Indian/Alaskan Native:	0	0	0	0	0	0
Native Hawaiian/Other Pacific Islander:	0	0	0	0	0	0
American Indian/Alaskan Native & White:	0	0	0	0	0	0
Asian White:	0	0	0	0	0	0
Black/African American & White:	0	0	0	0	0	0
American Indian/Alaskan Native & Black/African American:	0	0	0	0	0	0
Other multi-racial:	0	0	0	0	0	0
Asian/Pacific Islander:	0	0	0	0	0	0
Hispanic:	0	0	0	0	0	0
Total:	0	0	0	0	0	0

Female-headed Households: 0



U.S. Department of Housing and Urban Development
 Office of Community Planning and Development
 Integrated Disbursement and Information System
 CDBG Activity Summary Report (GPR) for Program Year 2013
 MODESTO

Date: 30-2014
 Time: 19:19
 Page: 32

Income Category:	Owner	Renter	Total	Person
Extremely Low	0	0	0	0
Low Mod	0	0	0	0
Moderate	0	0	0	0
Non Low Moderate	0	0	0	0
Total	0	0	0	0
Percent Low/Mod				

Annual Accomplishments

No data returned for this view. This might be because the applied filter excludes all data.



U.S. Department of Housing and Urban Development
 Office of Community Planning and Development
 Integrated Disbursement and Information System
 CDBG Activity Summary Report (GPR) for Program Year 2013
 MODESTO

Date: 30-Sep-2014
 Time: 19:19
 Page: 33

Fiscal Year: 2013
Project: 0002 - 2013 Community Development
IDIS Activity: 1065 - CODE ENFORCEMENT - NEIGHBORHOOD

Status: Open
Location: 1010 10th St Modesto, CA 95354-0859
Objective: Create suitable living environments
Outcome: Sustainability
Matrix Code: Code Enforcement (15)
National Objective: LMA

Initial Funding Date: 12/27/2013

Description:

Activity will serve residents of the 14 low-income census tracts through inspections for code violations and enforcement of codes in deteriorating or deteriorated areas when such enforcement together with public or private improvements, rehabilitation, or services to be provided may be expected to arrest the decline of the areas. Code enforcement will be concentrated in the Neighborhood Revitalization Strategy Area (NRSA), the Airport Neighborhood. Based on prior year cases, anticipate approximately 900 cases for FY 2013-2014.

Financing

Grant Year	Grant	Fund Type	Funded Amount	Drawn In Program Year	Drawn Thru Program Year
Pre-2015		EN	\$59,763.42	\$39,798.42	\$39,798.42
		PI	\$10,514.58	\$10,514.58	\$10,514.58
Total			\$70,278.00	\$50,313.00	\$60,313.00

Proposed Accomplishments

Housing Units : 600
 Total Population in Service Area: 49,272
 Census Tract Percent Low / Mod: 56.40

Annual Accomplishments

No data returned for this view. This might be because the applied filter excludes all data.



U.S. Department of Housing and Urban Development
 Office of Community Planning and Development
 Integrated Disbursement and Information System
 CDBG Activity Summary Report (GPR) for Program Year 2013
 MODESTO

Date: 30/01/2014
 Time: 19:19
 Page: 34

Fiscal Year: 2013
 Project: 0001 - 2013 Housing
 IDIS Activity: 1086 - Energy Efficiency Grants

Status: Open
 Location: Address Suppressed

Objective: Provide decent affordable housing
 Outcome: Availability/accessibility
 Matrix Code: Rehab; Single-Unit Residential (14A)

National Objective: LMH

Initial Funding Date: 12/13/2013

Description:
 2013 Provide aquatics to older adults to improve health outcomes.
Financing

Grant Year	Grant	Fund Type	Funded Amount	Drawn In Program Year	Drawn Thru Program Year
Pre-2015		EN	\$47,634.76	\$47,634.76	\$47,634.76
		PI	\$18,157.73	\$18,157.73	\$18,157.73
Total			\$65,792.49	\$65,792.49	\$65,792.49

Proposed Accomplishments

Housing Units : 20

Actual Accomplishments

Number assisted:

	Owner		Renter		Total	
	Total	Hispanic	Total	Hispanic	Total	Hispanic
White:	0	0	0	0	0	0
Black/African American:	0	0	0	0	0	0
Asian:	0	0	0	0	0	0
American Indian/Alaskan Native:	0	0	0	0	0	0
Native Hawaiian/Other Pacific Islander:	0	0	0	0	0	0
American Indian/Alaskan Native & White:	0	0	0	0	0	0
Asian White:	0	0	0	0	0	0
Black/African American & White:	0	0	0	0	0	0
American Indian/Alaskan Native & Black/African American:	0	0	0	0	0	0
Other multi-racial:	0	0	0	0	0	0
Asian/Pacific Islander:	0	0	0	0	0	0
Hispanic:	0	0	0	0	0	0
Total:	0	0	0	0	0	0
Female-headed Households:	0		0		0	

Female-headed Households: 0



U.S. Department of Housing and Urban Development
 Office of Community Planning and Development
 Integrated Disbursement and Information System
 CDBG Activity Summary Report (GPR) for Program Year 2013
 MODESTO

Date: 30-Sep-2014
 Time: 19:19
 Page: 35

Income Category:

	Owner	Renter	Total	Person
Extremely Low	0	0	0	0
Low Mod	0	0	0	0
Moderate	0	0	0	0
Non Low Moderate	0	0	0	0
Total	0	0	0	0
Percent Low/Mod				

Annual Accomplishments

No data returned for this view. This might be because the applied filter excludes all data.



U.S. Department of Housing and Urban Development
 Office of Community Planning and Development
 Integrated Disbursement and Information System
 CDBG Activity Summary Report (GPR) for Program Year 2013
 MODESTO

Date: 30/01/2014
 Time: 19:19
 Page: 36

FISCAL Year: 2013
 Project: 0001 - 2013 Housing
 IHS Activity: 1087 - Minor Home Repair Grant 2013
 Status: Completed 6/30/2014 12:00:00 AM
 Location: Address Suppressed
 Objective: Provide decent affordable housing
 Outcome: Availability/accessibility
 Matrix Code: Rehab; Single-Unit Residential (14A) National Objective: LMH

Initial Funding Date: 12/13/2013

Description:
 2013 RECREATION PROGRAMS FOR LOW-INCOME INDIVIDUALS WITHIN THE CITY OF MODESTO

Financing

Grant Year	Grant	Fund Type	Funded Amount	Drawn In Program Year	Drawn Thru Program Year
Pre-2015		EN	\$40,181.57	\$40,181.57	\$40,181.57
Total			\$40,181.57	\$40,181.57	\$40,181.57

Proposed Accomplishments

Housing Units : 10

Actual Accomplishments

Number assisted:

	Owner		Renter		Total		Person	
	Total	Hispanic	Total	Hispanic	Total	Hispanic	Total	Hispanic
White:	10	1	0	0	10	1	0	0
Black/African American:	0	0	0	0	0	0	0	0
Asian:	0	0	0	0	0	0	0	0
American Indian/Alaskan Native:	0	0	0	0	0	0	0	0
Native Hawaiian/Other Pacific Islander:	0	0	0	0	0	0	0	0
American Indian/Alaskan Native & White:	1	0	0	0	1	0	0	0
Asian White:	0	0	0	0	0	0	0	0
Black/African American & White:	0	0	0	0	0	0	0	0
American Indian/Alaskan Native & Black/African American:	2	0	0	0	2	0	0	0
Other multi-racial:	0	0	0	0	0	0	0	0
Asian/Pacific Islander:	0	0	0	0	0	0	0	0
Hispanic:	0	0	0	0	0	0	0	0
Total:	13	1	0	0	13	1	0	0
Female-headed Households:	0		0		0		0	



U.S. Department of Housing and Urban Development
 Office of Community Planning and Development
 Integrated Disbursement and Information System
 CDBG Activity Summary Report (GPR) for Program Year 2013
 MODESTO

Date: 30-Sep-2014
 Time: 19:19
 Page: 37

Income Category:

	Owner	Renter	Total	Person
Extremely Low	13	0	13	0
Low Mod	0	0	0	0
Moderate	0	0	0	0
Non Low Moderate	0	0	0	0
Total	13	0	13	0
Percent Low/Mod	100.0%		100.0%	

Annual Accomplishments

Years	Accomplishment Narrative	# Benefiting
2013	Programs offered financial and technical assistance for owner occupied homes and mobile homes. Major repairs such as roofs, bathroom remodels, electrical, and handicap modifications were completed through the loan program, and small repairs, such as leaking faucets and electrical repairs, water heater replacement, light fixture replacement, etc. were completed through the Minor Home Repair Grant Program.	



U.S. Department of Housing and Urban Development
 Office of Community Planning and Development
 Integrated Disbursement and Information System
 CDBG Activity Summary Report (GPR) for Program Year 2013
 MODESTO

Date: 30- 2014
 Time: 19:19
 Page: 38

FCM Year: 2013
 Project: 0001 - 2013 Housing
 IDIS Activity: 1008 - CDBG Rehab Administration

Status: Open
 Location: 1010 10th St Modesto, CA 95354-0859
 Objective: Provide decent affordable housing
 Outcome: Availability/accessibility
 Matrix Code: Rehabilitation Administration (14H) National Objective: LMH

Initial Funding Date: 12/12/2013

Description:

Funding for staffing, services, and supplies necessary to provide technical support and oversight of the housing rehabilitation programs, including environmental reviews. This includes loan administration provided by the Housing Financial Specialist and inspections and guidance provided by the Housing Rehabilitation Specialist. Accomplishments will be reported in specific rehabilitation activities.

Financing

Grant Year	Grant	Fund Type	Funded Amount	Drawn In Program Year	Drawn Thru Program Year
Pre-2015		EN	\$463,672.00	\$318,780.93	\$318,780.93
Total			\$463,672.00	\$318,780.93	\$318,780.93

Proposed Accomplishments

Actual Accomplishments

Number assisted:

	Owner		Renter		Total	
	Total	Hispanic	Total	Hispanic	Total	Hispanic
White:	0	0	0	0	0	0
Black/African American:	0	0	0	0	0	0
Asian:	0	0	0	0	0	0
American Indian/Alaskan Native:	0	0	0	0	0	0
Native Hawaiian/Other Pacific Islander:	0	0	0	0	0	0
American Indian/Alaskan Native & White:	0	0	0	0	0	0
Asian White:	0	0	0	0	0	0
Black/African American & White:	0	0	0	0	0	0
American Indian/Alaskan Native & Black/African American:	0	0	0	0	0	0
Other multi-racial:	0	0	0	0	0	0
Asian/Pacific Islander:	0	0	0	0	0	0
Hispanic:	0	0	0	0	0	0
Total:	0	0	0	0	0	0
Female-headed Households:	0		0		0	



U.S. Department of Housing and Urban Development
 Office of Community Planning and Development
 Integrated Disbursement and Information System
 CDBG Activity Summary Report (GPR) for Program Year 2013
 MODESTO

Date: 30-Sep-2014
 Time: 19:19
 Page: 39

Income Category:

	Owner	Renter	Total	Person
Extremely Low	0	0	0	0
Low Mod	0	0	0	0
Moderate	0	0	0	0
Non Low Moderate	0	0	0	0
Total	0	0	0	0

Percent Low/Mod

Annual Accomplishments

Years	Accomplishment Narrative	# Benefitting
2013	Funded staffing, services, and supplies necessary to provide technical support and oversight of the housing rehabilitation programs, included environmental reviews. This included loan administration provided by the Housing Staff and inspections and guidance provided by the Housing Rehabilitation Specialist. Accomplishments will be reported in specific rehabilitation activities.	



U.S. Department of Housing and Urban Development
 Office of Community Planning and Development
 Integrated Disbursement and Information System
 CDBG Activity Summary Report (GPR) for Program Year 2013
 MODESTO

Date: 30- 2014
 Time: 19:19
 Page: 40

Program Year: 2013
 Project: 0002 - 2013 Community Development
 IDIS Activity: 1088 - NEIGHBORHOOD CLEAN-UP

Status: Open
 Location: 1010 10th St Modesto, CA 95354-0859

Objective: Create suitable living environments
 Outcome: Sustainability
 Matrix Code: Neighborhood Cleanups (05V)

National Objective: LMA

Initial Funding Date: 12/27/2013

Description:

Activity will serve residents of the 14 low-income census tracts (including the Airport Neighborhood [Neighborhood Revitalization Strategy Area - NRSA]) through inspections for code violations and enforcement of codes in deteriorating or deteriorated areas (see Activity: Low-Income Census Tract Neighborhood Code Enforcement) when such enforcement together with public or private improvements, rehabilitation, or services to be provided may be expected to arrest the decline of the areas. Activity will be undertaken on an interim basis in areas exhibiting objectively determinable signs of physical deterioration where City of Modesto has determined immediate action is necessary to arrest the deterioration and that permanent improvements will be carried out as soon as possible.

Activity will also alleviate emergency conditions threatening the public health and safety in areas where the City Manager determines that such an emergency condition exists and requires immediate resolution.

Activity will alleviate at least 1 emergency condition project and provide resources to at least 3 neighborhood cleanup projects.

Financing

Grant Year	Grant	Fund Type	Funded Amount	Drawn In Program Year	Drawn Thru Program Year
Pre-2015		EN	\$24,082.00	\$16,314.95	\$16,314.95
Total			\$24,082.00	\$16,314.95	\$16,314.95

Proposed Accomplishments

People (General) : 2
 Total Population in Service Area: 49,272
 Census Tract Percent Low / Mod: 56.40

Annual Accomplishments

No data returned for this view. This might be because the applied filter excludes all data.



U.S. Department of Housing and Urban Development
 Office of Community Planning and Development
 Integrated Disbursement and Information System
 CDBG Activity Summary Report (GPR) for Program Year 2013
 MODESTO

Date: 30-Sep-2014
 Time: 19:19
 Page: 41

Fiscal Year: 2013
 Project#: 0005 - 2013 Non-Homestead Special Needs
 IDIS Activity: 1100 - PS-RECREATION PROGRAM-MARSHALL

Status: Open
 Location: 1010 10th St Modesto, CA 95354-0859
 Objective: Create suitable living environments
 Outcome: Availability/accessibility
 Matrix Code: Youth Services (05D)
 National Objective: LMC

Initial Funding Date: 12/27/2013

Description:
 2012 RECREATION PROGRAMS FOR LOW-INCOME INDIVIDUALS WITHIN THE CITY OF MODESTO.

Financing

Grant Year	Grant	Fund Type	Funded Amount	Drawn In Program Year	Drawn Thru Program Year
Pre-2015		EN	\$20,000.00	\$16,338.25	\$16,338.25
Total			\$20,000.00	\$16,338.25	\$16,338.25

Proposed Accomplishments

People (General) : 1,500

Actual Accomplishments

Number assisted:

	Owner		Renter		Total	
	Total	Hispanic	Total	Hispanic	Total	Hispanic
White:	0	0	0	0	0	0
Black/African American:	0	0	0	0	0	0
Asian:	0	0	0	0	0	0
American Indian/Alaskan Native:	0	0	0	0	0	0
Native Hawaiian/Other Pacific Islander:	0	0	0	0	0	0
American Indian/Alaskan Native & White:	0	0	0	0	0	0
Asian White:	0	0	0	0	0	0
Black/African American & White:	0	0	0	0	0	0
American Indian/Alaskan Native & Black/African American:	0	0	0	0	0	0
Other multi-racial:	0	0	0	0	0	0
Asian/Pacific Islander:	0	0	0	0	0	0
Hispanic:	0	0	0	0	0	0
Total:	0	0	0	0	0	0

Female-headed Households: 0



U.S. Department of Housing and Urban Development
Office of Community Planning and Development
Integrated Disbursement and Information System
CDBG Activity Summary Report (GPR) for Program Year 2013
MODESTO

Date: 30/09/2014
Time: 19:19
Page: 42

Income Category:

	Owner	Renter	Total	Person
Extremely Low	0	0	0	0
Low Mod	0	0	0	0
Moderate	0	0	0	0
Non Low Moderate	0	0	0	0
Total	0	0	0	0

Percent Low/Mod

Annual Accomplishments

No data returned for this view. This might be because the applied filter excludes all data.



U.S. Department of Housing and Urban Development
 Office of Community Planning and Development
 Integrated Disbursement and Information System
 CDBG Activity Summary Report (GPR) for Program Year 2013
 MODESTO

Date: 30-Sep-2014
 Time: 19:19
 Page: 43

FISCAL Year: 2013
 Project: 0005 - 2013 Non-Homeless-Special Needs
 IDIS Activity: T101 - PS-RECREATION PROGRAM-MADDUX

Status: Completed 6/30/2014 12:00:00 AM
 Location: 1010 10th St Modesto, CA 95354-0859
 Objective: Create suitable living environments
 Outcome: Availability/accessibility
 Matrix Code: Youth Services (05D)
 National Objective: LMC

Initial Funding Date: 12/27/2013
 Description: 2012 RECREATION PROGRAMS FOR LOW-INCOME INDIVIDUALS WITHIN THE CITY OF MODESTO

Grant Year	Grant	Fund Type	Funded Amount	Drawn In Program Year	Drawn Thru Program Year
Pre-2015		EN	\$39,017.16	\$39,017.16	\$39,017.16
Total			\$39,017.16	\$39,017.16	\$39,017.16

Proposed Accomplishments
 People (General) : 1,500

Actual Accomplishments

Number assisted:

	Owner		Renter		Total	
	Total	Hispanic	Total	Hispanic	Total	Hispanic
White:	0	0	0	0	0	0
Black/African American:	0	0	0	0	0	0
Asian:	0	0	0	0	0	0
American Indian/Alaskan Native:	0	0	0	0	0	0
Native Hawaiian/Other Pacific Islander:	0	0	0	0	0	0
American Indian/Alaskan Native & White:	0	0	0	0	0	0
Asian White:	0	0	0	0	0	0
Black/African American & White:	0	0	0	0	0	0
American Indian/Alaskan Native & Black/African American:	0	0	0	0	0	0
Other multi-racial:	0	0	0	0	0	0
Asian/Pacific Islander:	0	0	0	0	0	0
Hispanic:	0	0	0	0	0	0
Total:	0	0	0	0	259	241
Female-headed Households:	0		0		0	



U.S. Department of Housing and Urban Development
 Office of Community Planning and Development
 Integrated Disbursement and Information System
 CDBG Activity Summary Report (GPR) for Program Year 2013
 MODESTO

Date: 30-2014
 Time: 19:19
 Page: 44

Income Category:	Owner	Renter	Total	Person
Extremely Low	0	0	0	250
Low Mod	0	0	0	9
Moderate	0	0	0	0
Non Low Moderate	0	0	0	0
Total	0	0	0	259
Percent Low/Mod				100.0%

Annual Accomplishments

Years 2013 Accomplishment Narrative

Provided programs for children, teens, and young adults in the community between the ages of 8 to 24 years of age. Programs are a safe haven where youth have opportunities to forge relationships with peers and adults who help them to broaden their horizons as well as keep away from gang recruitment, abusive homes, and dangers that accompany idle time.

Benefitting



U.S. Department of Housing and Urban Development
 Office of Community Planning and Development
 Integrated Disbursement and Information System
 CDBG Activity Summary Report (GPR) for Program Year 2013
 MODESTO

Date: 30-Sep-2014
 Time: 19:19
 Page: 45

Program Year: 2013

Project: 0005 - 2013 Non-Homestead Special Needs

IDIS Activity: 1102 - PS-RECREATION PROGRAM-AQUATICS

Status: Completed 6/30/2014 12:00:00 AM
 Location: 1010 10th St Modesto, CA 95354-0859

Objective: Create suitable living environments
 Outcome: Availability/accessibility
 Matrix Code: Senior Services (05A)

National Objective: LMC

Initial Funding Date: 12/27/2013

Description:

2012 Provideaquatics to older adults to improve health outcomes.
Financing

Grant Year	Grant	Fund Type	Funded Amount	Drawn In Program Year	Drawn Thru Program Year
Pre-2015		EN	\$7,900.54	\$7,900.54	\$7,900.54
Total			\$7,900.54	\$7,900.54	\$7,900.54

Proposed Accomplishments

People (General) : 500

Actual Accomplishments

Number assisted:

	Owner		Renter		Total	
	Total	Hispanic	Total	Hispanic	Total	Hispanic
White:	0	0	0	0	0	0
Black/African American:	0	0	0	0	0	0
Asian:	0	0	0	0	0	0
American Indian/Alaskan Native:	0	0	0	0	0	0
Native Hawaiian/Other Pacific Islander:	0	0	0	0	0	0
American Indian/Alaskan Native & White:	0	0	0	0	0	0
Asian White:	0	0	0	0	0	0
Black/African American & White:	0	0	0	0	0	0
American Indian/Alaskan Native & Black/African American:	0	0	0	0	0	0
Other multi-racial:	0	0	0	0	700	0
Asian/Pacific Islander:	0	0	0	0	0	0
Hispanic:	0	0	0	0	0	0
Total:	0	0	0	0	700	0
Female-headed Households:	0		0		0	



U.S. Department of Housing and Urban Development
 Office of Community Planning and Development
 Integrated Disbursement and Information System
 CDBG Activity Summary Report (GPR) for Program Year 2013
 MODESTO

Date: 30- 2014
 Time: 19:19
 Page: 46

Income Category:	Owner	Renter	Total	Person
Extremely Low	0	0	0	700
Low Mod	0	0	0	0
Moderate	0	0	0	0
Non Low Moderate	0	0	0	0
Total	0	0	0	700
Percent Low/Mod				100.0%

Annual Accomplishments

Years	Accomplishment Narrative	# Benefiting
2013	Provide opportunities to seniors and disabled to participate in group activities that enhance the overall quality of life.	

Provide opportunities for fitness activities that suit the needs of citizens over the age of 62.

Provided opportunities for fitness activities that suit the needs of severely disabled citizens.

Provide resource information regarding senior and disabled programs.



U.S. Department of Housing and Urban Development
 Office of Community Planning and Development
 Integrated Disbursement and Information System
 CDBG Activity Summary Report (GPR) for Program Year 2013
 MODESTO

Date: 30-Sep-2014
 Time: 19:19
 Page: 47

FISCAL Year: 2013
 Project: 0004 - 2013 Planning and Administration
 IDIS Activity: 1104 - INDIRECT ADMINISTRATION

Status: Completed 6/30/2014 12:00:00 AM
 Location: Objective:
 Outcome:
 Matrix Code: Indirect Costs (21B) National Objective:

Initial Funding Date: 12/16/2013

Description:

Indirect costs associated with planning and execution of community development activities assisted in whole or in part with funds provided under the CDBG program Financing

Grant Year	Grant	Fund Type	Funded Amount	Drawn In Program Year	Drawn Thru Program Year
Pre-2015		EN	\$79,886.36	\$79,886.36	\$79,886.36
Total			\$79,886.36	\$79,886.36	\$79,886.36

Proposed Accomplishments

Actual Accomplishments

Number assisted:

	Owner		Renter		Total	
	Total	Hispanic	Total	Hispanic	Total	Hispanic
White:	0	0	0	0	0	0
Black/African American:	0	0	0	0	0	0
Asian:	0	0	0	0	0	0
American Indian/Alaskan Native:	0	0	0	0	0	0
Native Hawaiian/Other Pacific Islander:	0	0	0	0	0	0
American Indian/Alaskan Native & White:	0	0	0	0	0	0
Asian White:	0	0	0	0	0	0
Black/African American & White:	0	0	0	0	0	0
American Indian/Alaskan Native & Black/African American:	0	0	0	0	0	0
Other multi-racial:	0	0	0	0	0	0
Asian/Pacific Islander:	0	0	0	0	0	0
Hispanic:	0	0	0	0	0	0
Total:	0	0	0	0	0	0

Female-headed Households: 0

Income Category: Owner Renter Total Person



U.S. Department of Housing and Urban Development
Office of Community Planning and Development
Integrated Disbursement and Information System
CDBG Activity Summary Report (GPR) for Program Year 2013
MODESTO

Date: 30- 2014
Time: 19:19
Page: 48

Extremely Low	0
Low Mod	0
Moderate	0
Non Low Moderate	0
Total	0
Percent Low/Mod	0

Annual Accomplishments

No data returned for this view. This might be because the applied filter excludes all data.



U.S. Department of Housing and Urban Development
 Office of Community Planning and Development
 Integrated Disbursement and Information System
 CDBG Activity Summary Report (GPR) for Program Year 2013
 MODESTO

Date: 30-Sep-2014
 Time: 19:19
 Page: 49

FGM Year: 2013
 Project: 0004 - 2013 Planning and Administration
 IDIS Activity: 1105 - SECTION 108 LOAN REPAYMENT

Status: Completed 6/30/2014 12:00:00 AM
 Location: Modesto
 Objective: Planned Repayment of Section 108 Loan Principal (19F)
 Outcome: National Objective:

Initial Funding Date: 11/19/2013

Description:
 Section 108 Loan repayment for the following two facilities: Neighborhood Center at Marshall Park (\$3,598,000) and a recreation office facility. Maddux Youth Center (\$902,000) expansion, renovation and rehabilitation of this facility. In July 2004, the City of Modesto received a loan guarantee assistance of \$4.5 million under Section 108 of the U.S. Department of Housing and Urban Development (HUD) Act of 1974. The loan will be paid in 20 years using CDBG funds. (First payment due February 2005; last payment due August 2024.)
Financing

Grant Year	Grant	Fund Type	Funded Amount	Drawn in Program Year	Drawn Thru Program Year
Pre-2015		EN	\$378,063.70	\$378,063.70	\$378,063.70
Total			\$378,063.70	\$378,063.70	\$378,063.70

Proposed Accomplishments

Actual Accomplishments

Number assisted:

	Owner		Renter		Total	
	Total	Hispanic	Total	Hispanic	Total	Hispanic
White:	0	0	0	0	0	0
Black/African American:	0	0	0	0	0	0
Asian:	0	0	0	0	0	0
American Indian/Alaskan Native:	0	0	0	0	0	0
Native Hawaiian/Other Pacific Islander:	0	0	0	0	0	0
American Indian/Alaskan Native & White:	0	0	0	0	0	0
Asian White:	0	0	0	0	0	0
Black/African American & White:	0	0	0	0	0	0
American Indian/Alaskan Native & Black/African American:	0	0	0	0	0	0
Other multi-racial:	0	0	0	0	0	0
Asian/Pacific Islander:	0	0	0	0	0	0
Hispanic:	0	0	0	0	0	0
Total:	0	0	0	0	0	0



U.S. Department of Housing and Urban Development
 Office of Community Planning and Development
 Integrated Disbursement and Information System
 CDBG Activity Summary Report (GPR) for Program Year 2013
 MODESTO

Date: 30- 2014
 Time: 19:19
 Page: 50

Female-headed Households: 0

Income Category:	Owner	Renter	Total	Person
Extremely Low	0	0	0	
Low Mod	0	0	0	
Moderate	0	0	0	
Non Low Moderate	0	0	0	
Total	0	0	0	0
Percent Low/Mod				

Annual Accomplishments

No data returned for this view. This might be because the applied filter excludes all data.



U.S. Department of Housing and Urban Development
 Office of Community Planning and Development
 Integrated Disbursement and Information System
 CDBG Activity Summary Report (GPR) for Program Year 2013
 MODESTO

Date: 30-Sep-2014
 Time: 19:19
 Page: 51

Fiscal Year: 2013
 Project: 0001 - 2013 Housing
 IDIS Activity: 1106 - HOME REPAIR PROGRAM/DISABLED ACCESS PROGRAM - SINGLE UNIT

Status: Completed 6/30/2014 12:00:00 AM Objective: Create suitable living environments
 Location: 910 South Ave Modesto, CA 95351-3769 Outcome: Availability/accessibility
 Matrix Code: Rehab; Single-Unit Residential (14A) National Objective: LMH

Initial Funding Date: 10/09/2013

Description:

2013 Provides loans to low income owner-occupant households who have emergency conditions necessitating repairs to protect health and safety, or renovations necessary to make the home more accessible and safe for persons who are disabled, or correct building deficiencies to ensure decent, safe and sanitary living conditions.

Financing

Grant Year	Grant	Fund Type	Funded Amount	Drawn In Program Year	Drawn Thru Program Year
Pre-2015		RL	\$203,091.71	\$203,091.71	\$203,091.71
Total			\$203,091.71	\$203,091.71	\$203,091.71

Proposed Accomplishments

Housing Units : 5

Actual Accomplishments

Number assisted:

	Owner		Renter		Total		Person	
	Total	Hispanic	Total	Hispanic	Total	Hispanic	Total	Hispanic
White:	3	3	0	0	3	3	0	0
Black/African American:	1	0	0	0	1	0	0	0
Asian:	0	0	0	0	0	0	0	0
American Indian/Alaskan Native:	0	0	0	0	0	0	0	0
Native Hawaiian/Other Pacific Islander:	0	0	0	0	0	0	0	0
American Indian/Alaskan Native & White:	1	0	0	0	1	0	0	0
Asian White:	0	0	0	0	0	0	0	0
Black/African American & White:	0	0	0	0	0	0	0	0
American Indian/Alaskan Native & Black/African American:	0	0	0	0	0	0	0	0
Other multi-racial:	1	0	0	0	1	0	0	0
Asian/Pacific Islander:	0	0	0	0	0	0	0	0
Hispanic:	0	0	0	0	0	0	0	0
Total:	6	3	0	0	6	3	0	0

Female-headed Households: 0



U.S. Department of Housing and Urban Development
 Office of Community Planning and Development
 Integrated Disbursement and Information System
 CDBG Activity Summary Report (GPR) for Program Year 2013
 MODESTO

Date: 30-01-2014
 Time: 19:19
 Page: 52

Income Category:

	Owner	Renter	Total	Person
Extremely Low	5	0	5	0
Low Mod	0	0	0	0
Moderate	0	0	0	0
Non Low Moderate	1	0	1	0
Total	6	0	6	0
Percent Low/Mod	83.3%		83.3%	

Annual Accomplishments

Years	Accomplishment Narrative	# Benefiting
2013	Six Rehab Loans were approved in PY 2013	



U.S. Department of Housing and Urban Development
 Office of Community Planning and Development
 Integrated Disbursement and Information System
 CDBG Activity Summary Report (GPR) for Program Year 2013
 MODESTO

Date: 30-Sep-2014
 Time: 19:19
 Page: 53

FISCAL Year: 2013
 Project: 0005 - 2013 Non-Homestead Special Needs
 IDIS Activity: 1107 - PS-ASSISTIVE TECHNOLOGY PROGRAM (DRAIL)

Status: Completed 6/30/2014 12:00:00 AM
 Location: 920 12th St Modesto, CA 95354-2320

Objective: Create suitable living environments
 Outcome: Availability/accessibility
 Matrix Code: Handicapped Services (05B)

National Objective: LMC

Initial Funding Date: 11/19/2013

Description:

Activity will enhance the lives of persons with disabilities by purchasing assistive technology that cannot be obtained through other funding sources. For example, many assistive devices are not medically necessary and therefore not covered by insurance companies, but these devices promote self-sufficiency but are cost-prohibitive for persons who receive SSI, SSDI, or no income at all. Activity will serve 6 beneficiaries.

Financing

Grant Year	Grant	Fund Type	Funded Amount	Drawn In Program Year	Drawn Thru Program Year
Pre-2015		EN	\$3,984.88	\$3,984.88	\$3,984.88
Total			\$3,984.88	\$3,984.88	\$3,984.88

Proposed Accomplishments

People (General) : 6

Actual Accomplishments

Number assisted:

	Owner		Renter		Total	
	Total	Hispanic	Total	Hispanic	Total	Hispanic
White:	0	0	0	0	12	2
Black/African American:	0	0	0	0	1	0
Asian:	0	0	0	0	0	0
American Indian/Alaskan Native:	0	0	0	0	0	0
Native Hawaiian/Other Pacific Islander:	0	0	0	0	1	0
American Indian/Alaskan Native & White:	0	0	0	0	0	0
Asian White:	0	0	0	0	0	0
Black/African American & White:	0	0	0	0	0	0
American Indian/Alaskan Native & Black/African American:	0	0	0	0	0	0
Other multi-racial:	0	0	0	0	1	0
Asian/Pacific Islander:	0	0	0	0	0	0
Hispanic:	0	0	0	0	0	0
Total:	0	0	0	0	15	2



U.S. Department of Housing and Urban Development
 Office of Community Planning and Development
 Integrated Disbursement and Information System
 CDBG Activity Summary Report (GPR) for Program Year 2013
 MODESTO

Date: 30- 2014
 Time: 19:19
 Page: 54

Female-headed Households: 0 0 0

Income Category:	Owner	Renter	Total	Person
Extremely Low	0	0	0	12
Low Mod	0	0	0	2
Moderate	0	0	0	1
Non Low Moderate	0	0	0	0
Total	0	0	0	15
Percent Low/Mod				100.0%

Annual Accomplishments

Years	Accomplishment Narrative	# Benefitting
-------	--------------------------	---------------

2013	15 unduplicated beneficiaries received assistive devices/equipment that promotes self-sufficiency. Consumers were able to obtain grab bars, eye glasses, doorbell alert devices, a baby monitor alert device and a talking clock. Consumers were also able to obtain computer software programs, portable ramps, a hitch for a wheelchair carrier, ramps and porch railings. All devices have empowered consumers to attend to personal care. These assistive technology items have also increased our consumer's mobility and transportation.	
------	--	--



U.S. Department of Housing and Urban Development
Office of Community Planning and Development
Integrated Disbursement and Information System
CDBG Activity Summary Report (GPR) for Program Year 2013
MODESTO

Date: 30-Sep-2014
 Time: 19:19
 Page: 55

FISCAL Year: 2013
 Project: 0005 - 2013 Non-Homeless Special Needs
 IDIS Activity: 1110 - 2013PS Svs For Emancipated Foster Youth (Aspirant)

Status: Completed 6/30/2014 12:00:00 AM
 Location: Address Suppressed
 Objective: Provide decent affordable housing
 Outcome: Availability/accessibility
 Matrix Code: Youth Services (05D)
 National Objective: LMC

Initial Funding Date: 11/19/2013

Description:

The City of Modesto, in partnership with public-agency and nonprofit service providers, formed the Neighborhood Stabilization Program 2 (NSP2) Emancipated Foster Youth Youth Experiencing Homelessness, Ages 18-28 Supportive Housing Project Collaborative. The Collaborative is committed to providing a variety of supportive services, ranging from mental health, alcohol and other drug, academic, and economic development services, to the residents of the housing units designed to serve these populations (owned and operated by the Housing Authority of the County of Stanislaus) with \$6 million in City of Modesto NSP2 funds. This activity will further the coordination of these services and serve as a self-sufficiency advocate to the residents of these units - assisting them in navigating service systems, preparing for connecting to educational and economic opportunities, and creating a culture of cooperation and support at housing sites. Activity will provide and coordinate services and support to 32 households (beneficiaries) residing in these housing units.

Financing

Grant Year	Grant	Fund Type	Funded Amount	Drawn in Program Year	Drawn Thru Program Year
Pre-2015		EN	\$20,863.67	\$20,863.67	\$20,863.67
Total			\$20,863.67	\$20,863.67	\$20,863.67

Proposed Accomplishments

People (General) : 32

Actual Accomplishments

Number assisted:

	Owner		Renter		Total	
	Total	Hispanic	Total	Hispanic	Total	Hispanic
White:	0	0	0	0	0	0
Black/African American:	0	0	0	0	0	0
Asian:	0	0	0	0	0	0
American Indian/Alaskan Native:	0	0	0	0	0	0
Native Hawaiian/Other Pacific Islander:	0	0	0	0	0	0
American Indian/Alaskan Native & White:	0	0	0	0	0	0
Asian White:	0	0	0	0	0	0
Black/African American & White:	0	0	0	0	0	0
American Indian/Alaskan Native & Black/African American:	0	0	0	0	0	0
Other multi-racial:	0	0	0	0	0	0



U.S. Department of Housing and Urban Development
 Office of Community Planning and Development
 Integrated Disbursement and Information System
 CDBG Activity Summary Report (GPR) for Program Year 2013
 MODESTO

Date: 30- 2014
 Time: 19:19
 Page: 56

Asian/Pacific Islander:	0	0	0	0	0	0	0	0	0
Hispanic:	0	0	0	0	0	0	0	0	0
Total:	0	0	0	0	0	0	0	33	11

Female-headed Households:

0

Income Category:

	Owner	Renter	Total	Person
Extremely Low	0	0	0	33
Low Mod	0	0	0	0
Moderate	0	0	0	0
Non Low Moderate	0	0	0	0
Total	0	0	0	33
Percent Low/Mod				100.0%

Annual Accomplishments

Years	Accomplishment Narrative	# Benefitting
2013	1,844 unduplicated beneficiaries received more than 77,500 meals, in addition to health and nutrition educational information.	

U.S. Department of Housing and Urban Development
 Office of Community Planning and Development
 Integrated Disbursement and Information System
 CDBG Activity Summary Report (GPR) for Program Year 2013
 MODESTO



FISCAL Year: 2013
 Project: 0006 - 2013 Non-Homestead Special Needs
 IDIS Activity: 1111 - 2013PS Senior Meals Program (HTC)

Status: Completed 6/30/2014 12:00:00 AM
 Location: Address Suppressed
 Objective: Create suitable living environments
 Outcome: Availability/accessibility
 Matrix Code: Senior Services (05A)
 National Objective: LMC

Initial Funding Date: 11/19/2013
 Description: Seniors, particularly older seniors, are living longer and as a result need assistance and supports to remain independent. It is often difficult for seniors near or below the poverty line and on fixed incomes to stretch their food budgets to allow them to purchase adequately nutritious foods. Additionally, social isolation can erode a person's health resulting in depression and deterioration of physical health due to inactivity. This program addresses social isolation and malnutrition by providing nutritious food delivered directly to their door, activities, nutrition education, and many other supports to seniors to help them live longer, independently, and joyously. In-home food service and congregate sites (Howard Training Center, Mancini Hall, Modesto Senior Center, Marple Manor, and Ralston Tower). Activity will provide 11 unduplicated seniors (beneficiaries) nutritious meals up to 5 days a week.

Grant Year	Grant	Fund Type	Funded Amount	Drawn In Program Year	Drawn Thru Program Year
Pre-2015		EN	\$9,500.00	\$9,500.00	\$9,500.00
Total			\$9,500.00	\$9,500.00	\$9,500.00

Proposed Accomplishments
 People (General) : 11

Actual Accomplishments

Number assisted:

	Owner		Renter		Total	
	Total	Hispanic	Total	Hispanic	Total	Hispanic
White:	0	0	0	0	0	0
Black/African American:	0	0	0	0	0	0
Asian:	0	0	0	0	0	0
American Indian/Alaskan Native:	0	0	0	0	0	0
Native Hawaiian/Other Pacific Islander:	0	0	0	0	0	0
American Indian/Alaskan Native & White:	0	0	0	0	0	0
Asian White:	0	0	0	0	0	0
Black/African American & White:	0	0	0	0	0	0
American Indian/Alaskan Native & Black/African American:	0	0	0	0	0	0
Other multi-racial:	0	0	0	0	0	0
Asian/Pacific Islander:	0	0	0	0	0	0
Total	0	0	0	0	1,532	452
					130	0
					30	0
					85	0
					13	0
					0	0
					0	0
					0	0
					0	0
					0	0
					54	0
					0	0



U.S. Department of Housing and Urban Development
 Office of Community Planning and Development
 Integrated Disbursement and Information System

Date: 30-01-2014
 Time: 19:19
 Page: 58

CDBG Activity Summary Report (GPR) for Program Year 2013
 MODESTO

Hispanic:	0	0	0	0	0	0	0	0	0	0
Total:	0	0	0	0	0	0	0	0	1,844	452

Female-headed Households:

Income Category:	Owner	Renter	Total	Person
Extremely Low	0	0	0	320
Low Mod	0	0	0	590
Moderate	0	0	0	746
Non Low Moderate	0	0	0	188
Total	0	0	0	1,844
Percent Low/Mod				89.8%

Annual Accomplishments

Years	Accomplishment Narrative	# Benefitting
2013	Seniors in our Modesto community continue to need meals daily; the Senior Meals Program is a source for them. The program offered nutritional and healthy eating information. Pancakes for Seniors and a Spagehetti Feed are benefit events to raise for fund for the program.	

U.S. Department of Housing and Urban Development
 Office of Community Planning and Development
 Integrated Disbursement and Information System
 CDBG Activity Summary Report (GPR) for Program Year 2013
 MODESTO



Fiscal Year: 2013
 Project: 0035 - 2013 Non-Homeless Special Needs
 IDIS Activity: 1112 - 2013PS Coordinated Case Management/Project (CASA)

Status: Completed 6/30/2014 12:00:00 AM
 Location: Address Suppressed
 Objective: Create suitable living environments
 Outcome: Availability/accessibility
 Matrix Code: Abused and Neglected Children (05N) National Objective: LMC

Initial Funding Date: 11/19/2013

Description:
 CASA of Stanislaus County is the independent eyes and ears of the juvenile court system (Stanislaus County Superior Court) and currently serves 16% of all children in foster care. Children represented by a court-appointed special advocate are given a voice: someone who investigates, makes recommendations on their behalf, and advocates for services that will directly impact and benefit them.
 Activity will provide coordinated case management to address the needs of 30 dependent youth.

Financing

Grant Year	Grant	Fund Type	Funded Amount	Drawn in Program Year	Drawn Thru Program Year
Pre-2015		EN	\$13,000.00	\$13,000.00	\$13,000.00
Total			\$13,000.00	\$13,000.00	\$13,000.00

Proposed Accomplishments

People (General) : 30

Actual Accomplishments

Number assisted:

	Owner		Renter		Total		Person	
	Total	Hispanic	Total	Hispanic	Total	Hispanic	Total	Hispanic
White:	0	0	0	0	0	0	38	20
Black/African American:	0	0	0	0	0	0	1	0
Asian:	0	0	0	0	0	0	1	0
American Indian/Alaskan Native:	0	0	0	0	0	0	0	0
Native Hawaiian/Other Pacific Islander:	0	0	0	0	0	0	1	0
American Indian/Alaskan Native & White:	0	0	0	0	0	0	0	0
Asian White:	0	0	0	0	0	0	0	0
Black/African American & White:	0	0	0	0	0	0	2	0
American Indian/Alaskan Native & Black/African American:	0	0	0	0	0	0	0	0
Other multi-racial:	0	0	0	0	0	0	2	0
Asian/Pacific Islander:	0	0	0	0	0	0	0	0
Hispanic:	0	0	0	0	0	0	0	0
Total:	0	0	0	0	0	0	45	20



U.S. Department of Housing and Urban Development
 Office of Community Planning and Development
 Integrated Disbursement and Information System
 CDBG Activity Summary Report (GPR) for Program Year 2013
 MODESTO

Date: 30- 2014
 Time: 19:19
 Page: 60

Female-headed Households: 0 0 0

Income Category:	Owner	Renter	Total	Person
Extremely Low	0	0	0	45
Low Mod	0	0	0	0
Moderate	0	0	0	0
Non Low Moderate	0	0	0	0
Total	0	0	0	45
Percent Low/Mod				100.0%

Annual Accomplishments

2013 Accomplishment Narrative

CASAs provided case management services to more than 45 unduplicated beneficiaries

Benefitting



U.S. Department of Housing and Urban Development
 Office of Community Planning and Development
 Integrated Disbursement and Information System
 CDBG Activity Summary Report (GPR) for Program Year 2013
 MODESTO

Date: 30-Sep-2014
 Time: 19:19
 Page: 61

FPM Year: 2013
 Project: 0005 - 2013 Non-Homeless Special Needs
 IDIS Activity: 1113 - 2013PS Art Resorce Kids (SFJC)

Status: Completed 6/30/2014 12:00:00 AM
 Location: Address Suppressed
 Objective: Create suitable living environments
 Outcome: Availability/accessibility
 Matrix Code: Public Services (General) (05)
 National Objective: LMC

Initial Funding Date: 11/19/2013

Description:
 Activity serves children and youth, ages 3 and older, by using art in order to guide them toward their own empowerment by giving them the means to heal from their traumatic experiences with domestic violence.
 Activity will serve 60 unduplicated persons (beneficiaries).

Financing

Grant Year	Grant	Fund Type	Funded Amount	Drawn In Program Year	Drawn Thru Program Year
Pre-2015		EN	\$10,000.00	\$10,000.00	\$10,000.00
Total			\$10,000.00	\$10,000.00	\$10,000.00

Proposed Accomplishments

People (General) : 60

Actual Accomplishments

Number assisted:

	Owner		Renter		Total	
	Total	Hispanic	Total	Hispanic	Total	Hispanic
White:	0	0	0	0	109	90
Black/African American:	0	0	0	0	0	0
Asian:	0	0	0	0	0	0
American Indian/Alaskan Native:	0	0	0	0	0	0
Native Hawaiian/Other Pacific Islander:	0	0	0	0	0	0
American Indian/Alaskan Native & White:	0	0	0	0	0	0
Asian White:	0	0	0	0	0	0
Black/African American & White:	0	0	0	0	0	0
American Indian/Alaskan Native & Black/African American:	0	0	0	0	1	0
Other multi-racial:	0	0	0	0	0	0
Asian/Pacific Islander:	0	0	0	0	0	0
Hispanic:	0	0	0	0	0	0
Total:	0	0	0	0	110	90



U.S. Department of Housing and Urban Development
 Office of Community Planning and Development
 Integrated Disbursement and Information System
 CDBG Activity Summary Report (GPR) for Program Year 2013
 MODESTO

Date: 30-01-2014
 Time: 19:19
 Page: 62

Female-headed Households: 0 0 0

Income Category:	Owner	Renter	Total	Person
Extremely Low	0	0	0	110
Low Mod	0	0	0	0
Moderate	0	0	0	0
Non Low Moderate	0	0	0	0
Total	0	0	0	110
Percent Low/Mod				100.0%

Annual Accomplishments

Years	Accomplishment Narrative	# Benefitting
2013	110 unduplicated beneficiaries participated in the Art Restores Kids (ARK) program	

U.S. Department of Housing and Urban Development
 Office of Community Planning and Development
 Integrated Disbursement and Information System
 CDBG Activity Summary Report (GPR) for Program Year 2013
 MODESTO



PROGRAM Year: 2013
 Project: 0005 - 2013 Non-Habitatless Special Needs
 IDIS Activity: 1114 - 2013PS Mom's Moments Parenting Program (PRC)

Status: Completed 6/30/2014 12:00:00 AM
 Location: Address Suppressed
 Objective: Create suitable living environments
 Outcome: Availability/accessibility
 Matrix Code: Public Services (General) (05)
 National Objective: LMC

Initial Funding Date: 11/19/2013
Description:
 Activity will provide interventions intended to reduce the incidence of child abuse and neglect through twelve-week-long parent education classes and in-home visitation. These two interventions are provided by trained facilitators/case managers. PRC serves a high number of Spanish-speaking families and benefit from more than 40% of staff being bilingual Spanish speakers. One of PRC goals is to meet with service providers, individuals that speak their language and understand their cultural preferences. One of our goals is for our Family Resource Center (FRC) to be welcoming to all families who enter our doors. For East Asian clients, we have collaboration with a program called the Bridge, and we will refer families there for culturally appropriate services. PRC will provide space as needed for the Bridge and any other organization whose services would benefit our clients' families. Activity will provide education, intensive case management, transportation, and child care services to 75 unduplicated persons (beneficiaries).

Grant Year	Grant	Fund Type	Funded Amount	Drawn In Program Year	Drawn Thru Program Year
Pre-2015		EN	\$15,372.71	\$15,372.71	\$15,372.71
Total			\$15,372.71	\$15,372.71	\$15,372.71

Proposed Accomplishments

People (General) : 75

Actual Accomplishments

Number assisted:

	Owner		Renter		Total	
	Total	Hispanic	Total	Hispanic	Total	Hispanic
White:	0	0	0	0	106	70
Black/African American:	0	0	0	0	11	0
Asian:	0	0	0	0	0	0
American Indian/Alaskan Native:	0	0	0	0	0	0
Native Hawaiian/Other Pacific Islander:	0	0	0	0	3	0
American Indian/Alaskan Native & White:	0	0	0	0	0	0
Asian White:	0	0	0	0	0	0
Black/African American & White:	0	0	0	0	0	0
American Indian/Alaskan Native & Black/African American:	0	0	0	0	0	0
Other multi-racial:	0	0	0	0	6	2



U.S. Department of Housing and Urban Development
 Office of Community Planning and Development
 Integrated Disbursement and Information System
 CDBG Activity Summary Report (GPR) for Program Year 2013
 MODESTO

Date: 30-01-2014
 Time: 19:19
 Page: 64

Asian/Pacific Islander:	0	0	0	0	0	0	0	0	0
Hispanic:	0	0	0	0	0	0	0	0	0
Total:	0	0	0	0	0	0	0	126	72

Female-headed Households:

0

Income Category:

	Owner	Renter	Total	Person
Extremely Low	0	0	0	107
Low Mod	0	0	0	19
Moderate	0	0	0	0
Non Low Moderate	0	0	0	0
Total	0	0	0	126
Percent Low/Mod				100.0%

Annual Accomplishments

Years	Accomplishment Narrative	# Benefiting
2013	126 unduplicated beneficiaries participated in the Moms Moments parenting program.	



U.S. Department of Housing and Urban Development
 Office of Community Planning and Development
 Integrated Disbursement and Information System
 CDBG Activity Summary Report (GPR) for Program Year 2013
 MODESTO

Date: 30-Sep-2014
 Time: 19:19
 Page: 65

FPM Year: 2013
 Project: 0005 - 2013 Non-Homeless Special Needs
 IIS Activity: 1115 - 2013PS Safe Seniors (UOP)

Status: Completed 6/30/2014 12:00:00 AM
 Location: Address Suppressed

Objective: Create suitable living environments
 Outcome: Availability/accessibility
 Matrix Code: Senior Services (05A)

National Objective: LMC

Initial Funding Date: 11/19/2013

Description:

The first goal of this activity is to improve the quality of life by enhancing the independence of seniors by addressing potential safety concerns on their property.
 The second goal of this activity is to prepare persons with disabilities for gainful employment in the community.
 Activity will serve 66 seniors (clients) and 6 persons with disabilities (service providers/workers).

Financing

Grant Year	Grant	Fund Type	Funded Amount	Drawn In Program Year	Drawn Thru Program Year
Pre-2015		EN	\$11,470.56	\$11,470.56	\$11,470.56
Total			\$11,470.56	\$11,470.56	\$11,470.56

Proposed Accomplishments

People (General) : 66

Actual Accomplishments

Number assisted:

	Owner		Renter		Total	
	Total	Hispanic	Total	Hispanic	Total	Hispanic
White:	0	0	0	0	40	0
Black/African American:	0	0	0	0	1	0
Asian:	0	0	0	0	2	0
American Indian/Alaskan Native:	0	0	0	0	0	0
Native Hawaiian/Other Pacific Islander:	0	0	0	0	0	0
American Indian/Alaskan Native & White:	0	0	0	0	0	0
Asian White:	0	0	0	0	0	0
Black/African American & White:	0	0	0	0	0	0
American Indian/Alaskan Native & Black/African American:	0	0	0	0	0	0
Other multi-racial:	0	0	0	0	3	0
Asian/Pacific Islander:	0	0	0	0	0	0
Hispanic:	0	0	0	0	0	0
Total:	0	0	0	0	46	0



U.S. Department of Housing and Urban Development
 Office of Community Planning and Development
 Integrated Disbursement and Information System
 CDBG Activity Summary Report (GPR) for Program Year 2013
 MODESTO

Date: 30-01-2014
 Time: 19:19
 Page: 66

Female-headed Households: 0 0 0 0

Income Category:	Owner	Renter	Total	Person
Extremely Low	0	0	0	1
Low Mod	0	0	0	45
Moderate	0	0	0	0
Non Low Moderate	0	0	0	0
Total	0	0	0	46
Percent Low/Mod				100.0%

Annual Accomplishments

Years	Accomplishment Narrative	# Benefiting
2013	46 unduplicated beneficiaries received home-based services for miscellaneous tasks (e.g., test/replace smoke & other alarms, clean gutters, sweep walkways, remove tripping hazards, prune overgrown plants, etc.)	



U.S. Department of Housing and Urban Development
Office of Community Planning and Development
Integrated Disbursement and Information System
CDBG Activity Summary Report (GPR) for Program Year 2013
MODESTO

Date: 30-Sep-2014
 Time: 19:19
 Page: 67

PGYR: 2013
 Project: 0003 - 2013 Homeless
 IDIS Activity: 111B - 2013PS Case Management (FPGM)

Status: Completed 6/30/2014 12:00:00 AM
 Location: Address Suppressed
 Objective: Provide decent affordable housing
 Outcome: Availability/accessibility
 Matrix Code: Operating Costs of Homeless/AIDS Patients Programs (O3T)
 National Objective: LMC

Initial Funding Date: 11/19/2013

Description:

Family Promise of Greater Modesto brings faith communities together to address homelessness and to support families in their journeys toward stable housing and self-sufficiency by connecting them to necessary resources while providing warmth and shelter.
 Family Promise does this through daily intensive case management and a network of 14 diverse congregations (representing more than 600 volunteers) in the community who provide shelter, food, and fellowship (without proselytizing) in their respective facilities on a rotating basis.

Financing

Grant Year	Grant	Fund Type	Funded Amount	Drawn In Program Year	Drawn Thru Program Year
Pre-2015		EN	\$3,618.00	\$3,618.00	\$3,618.00
Total			\$3,618.00	\$3,618.00	\$3,618.00

Proposed Accomplishments

People (General) : 24

Actual Accomplishments

Number assisted:

	Owner		Renter		Total		Person	
	Total	Hispanic	Total	Hispanic	Total	Hispanic	Total	Hispanic
White:	0	0	0	0	0	0	57	0
Black/African American:	0	0	0	0	0	0	3	0
Asian:	0	0	0	0	0	0	3	0
American Indian/Alaskan Native:	0	0	0	0	0	0	0	0
Native Hawaiian/Other Pacific Islander:	0	0	0	0	0	0	24	0
American Indian/Alaskan Native & White:	0	0	0	0	0	0	0	0
Asian White:	0	0	0	0	0	0	6	0
Black/African American & White:	0	0	0	0	0	0	0	0
American Indian/Alaskan Native & Black/African American:	0	0	0	0	0	0	0	0
Other multi-racial:	0	0	0	0	0	0	0	0
Asian/Pacific Islander:	0	0	0	0	0	0	0	0
Hispanic:	0	0	0	0	0	0	0	0
Total:	0	0	0	0	0	0	93	0



U.S. Department of Housing and Urban Development
 Office of Community Planning and Development
 Integrated Disbursement and Information System
 CDBG Activity Summary Report (GPR) for Program Year 2013
 MODESTO

Date: 30-Sep-2014
 Time: 19:19
 Page: 68

Female-headed Households: 0 0 0

Income Category:	Owner	Renter	Total	Person
Extremely Low	0	0	0	93
Low Mod	0	0	0	0
Moderate	0	0	0	0
Non Low Moderate	0	0	0	0
Total	0	0	0	93
Percent Low/Mod				100.0%

Annual Accomplishments

Years	Accomplishment Narrative	# Benefitting
2013	93 individuals experiencing homelessness received shelter and case management services	



U.S. Department of Housing and Urban Development
 Office of Community Planning and Development
 Integrated Disbursement and Information System
 CDBG Activity Summary Report (GPR) for Program Year 2013
 MODESTO

Date: 30-Sep-2014
 Time: 19:19
 Page: 69

FGM Year: 2013
 Project: 0808 - 2013 Homeless
 IDIS Activity: 1117 - 2013PS/Case Management (Havens)

Status: Completed 6/30/2014 12:00:00 AM
 Location: Address Suppressed
 Objective: Provide decent affordable housing
 Outcome: Availability/accessibility
 Matrix Code: Battered and Abused Spouses (05G)
 National Objective: LMC

Initial Funding Date: 11/19/2013

Description:

Haven promotes safety and healing for women and children impacted by domestic and sexual violence; dedicates itself to non-judgmental, holistic, client-centered advocacy, education, and provision of supportive services; and believes in honoring one's heritage and validating the feelings and experiences of the many lives touched by violence against women. Services include crisis intervention, safety planning, peer counseling, and legal and other system advocacy. Through ongoing follow-up services, case management will more effectively support program participants in setting new goals as initial short-term goals are met. Activity will provide shelter and supportive services to 50 unduplicated persons (beneficiaries).

Financing

Grant Year	Grant	Fund Type	Funded Amount	Drawn In Program Year	Drawn Thru Program Year
Pre-2015		EN	\$2,995.00	\$2,995.00	\$2,995.00
Total			\$2,995.00	\$2,995.00	\$2,995.00

Proposed Accomplishments

People (General) : 50

Actual Accomplishments

Number assisted:

	Owner		Renter		Total	
	Total	Hispanic	Total	Hispanic	Total	Hispanic
White:	0	0	0	0	0	0
Black/African American:	0	0	0	0	0	0
Asian:	0	0	0	0	0	0
American Indian/Alaskan Native:	0	0	0	0	0	0
Native Hawaiian/Other Pacific Islander:	0	0	0	0	0	0
American Indian/Alaskan Native & White:	0	0	0	0	0	0
Asian White:	0	0	0	0	0	0
Black/African American & White:	0	0	0	0	0	0
American Indian/Alaskan Native & Black/African American:	0	0	0	0	0	0
Other multi-racial:	0	0	0	0	0	0
Asian/Pacific Islander:	0	0	0	0	0	0
Hispanic:	0	0	0	0	0	0
Total	0	0	0	0	32	11



U.S. Department of Housing and Urban Development
Office of Community Planning and Development
Integrated Disbursement and Information System
CDBG Activity Summary Report (GPR) for Program Year 2013
MODESTO

Date: 30-Sep-2014
 Time: 19:19
 Page: 71

FCM Year: 2013
 Project: 0000 - 2018 Homeless
 IDIS Activity: 1118 - 2013PS Pathways (OHS)

Status: Completed 6/30/2014 12:00:00 AM
 Location: 1010 10th St Modesto, CA 95354-0859

Objective: Create suitable living environments
 Outcome: Availability/accessibility
 Matrix Code: Youth Services (05D)

National Objective: LMC

Initial Funding Date: 03/27/2014

Description:

Pathways is a transitional supportive housing program that supports young adults (ages 18-22) experiencing homelessness in their journeys toward self-sufficiency. Youth typically enter Pathways with mental health issues and having experienced trauma, a lack of education and work experience, and 60-85% abuse alcohol and other drugs (AOD). Supportive services include intensive case management; AOD and mental health counseling; and a variety of life skills lessons, including job preparation and skill-building to search for and maintain employment. Without these interventions, the outcomes for these youth would be poor: affecting the community through diminished quality of life and higher costs for public assistance, hospitalization, incarceration, and crime. Activity will provide transitional supportive housing to 30 unduplicated persons (beneficiaries).

Financing

Grant Year	Grant	Fund Type	Funded Amount	Drawn In Program Year	Drawn Thru Program Year
Pre-2015		EN	\$6,977.00	\$6,977.00	\$6,977.00
Total			\$6,977.00	\$6,977.00	\$6,977.00

Proposed Accomplishments

People (General) : 1

Actual Accomplishments

Number assisted:

	Owner		Renter		Total	
	Total	Hispanic	Total	Hispanic	Total	Hispanic
White:	0	0	0	0	19	6
Black/African American:	0	0	0	0	9	2
Asian:	0	0	0	0	0	0
American Indian/Alaskan Native:	0	0	0	0	1	0
Native Hawaiian/Other Pacific Islander:	0	0	0	0	0	0
American Indian/Alaskan Native & White:	0	0	0	0	0	0
Asian White:	0	0	0	0	0	0
Black/African American & White:	0	0	0	0	0	0
American Indian/Alaskan Native & Black/African American:	0	0	0	0	0	0
Other multi-racial:	0	0	0	0	4	1
Asian/Pacific Islander:	0	0	0	0	0	0



U.S. Department of Housing and Urban Development
 Office of Community Planning and Development
 Integrated Disbursement and Information System
 CDBG Activity Summary Report (GPR) for Program Year 2013
 MODESTO

Date: 30- 2014
 Time: 19:19
 Page: 72

Hispanic:	0	0	0	0	0	0	0	0	0	0	0
Total:	0	0	0	0	0	0	0	0	33	9	0

Female-headed Households:

	0	0	0	0	0	0	0	0	0	0
--	---	---	---	---	---	---	---	---	---	---

Income Category:

	Owner	Renter	Total	Person
Extremely Low	0	0	0	33
Low Mod	0	0	0	0
Moderate	0	0	0	0
Non Low Moderate	0	0	0	0
Total	0	0	0	33
Percent Low/Mod				100.0%

Annual Accomplishments

2013 Accomplishment Narrative

33 unduplicated beneficiaries received housing, behavioral health treatment, and other support.

Benefiting



U.S. Department of Housing and Urban Development
 Office of Community Planning and Development
 Integrated Disbursement and Information System
 CDBG Activity Summary Report (GPR) for Program Year 2013
 MODESTO

Date: 30-Sep-2014
 Time: 19:19
 Page: 73

FPM Year: 2013
 Project#: 0030 - 2013 Homeless

IDIS Activity: 1120 - 2013PS Barberian Emergency Shelter (SA)

Status: Completed 6/30/2014 12:00:00 AM
 Location: Address Suppressed
 Objective: Provide decent affordable housing
 Outcome: Availability/accessibility
 Matrix Code: Operating Costs of Homeless/AIDS Patients Programs (03T)
 National Objective: LMC

Initial Funding Date: 11/19/2013

Description:

The Emergency Shelter provides two sessions of lodging.
 The Winter Session operates Nov 1 - April 30 with up to 116 beds available nightly for adults experiencing homelessness and the Summer Session operates May 15th - October 15th and offers up to 35 beds nightly with special preferences to their-served and underserved adult populations with preference to 1) ambulatory physically handicapped and/or 2) persons 50 years of age and older who are at greater risk being in the night elements, and are unable to access other shelter facilities that are not ADA compliant, and/or need night time machines for their health (i.e. breathing, etc.) and have an emergency need of shelter.
 Access to electric outlets is also available to these clients.
 All clients will receive an evening meal, warm shower, clean and warm bed, as well as storage for their personal belongings and bicycles.
 We have expanded our services by opening a health center within the facility where all of our clients can receive minor triage and services by community volunteer dentists/optometrists, and referrals for medical.
 All clients receive an evening meal, warm shower, clean and warm bed, as well as storage for their personal belongings and bicycles.
 We have expanded our services by opening a health center within the facility where all of our clients can receive minor triage and services by community volunteer dentists/optometrists, and referrals for medical.
 Activity will provide shelter and supportive services to 750 unduplicated persons (beneficiaries) for a total of 22,000 instances of lodging.

Financing

Grant Year	Grant	Fund Type	Funded Amount	Drawn In Program Year	Drawn Thru Program Year
Pre-2015		EN	\$7,752.00	\$7,752.00	\$7,752.00
Total			\$7,752.00	\$7,752.00	\$7,752.00

Proposed Accomplishments

People (General) : 750

Actual Accomplishments

Number assisted:

	Owner		Renter		Total	
	Total	Hispanic	Total	Hispanic	Total	Hispanic
White:	0	0	0	0	645	236
Black/African American:	0	0	0	0	80	0
Asian:	0	0	0	0	10	0
American Indian/Alaskan Native:	0	0	0	0	33	0
Native Hawaiian/Other Pacific Islander:	0	0	0	0	13	0
American Indian/Alaskan Native & White:	0	0	0	0	17	0



U.S. Department of Housing and Urban Development
 Office of Community Planning and Development
 Integrated Disbursement and Information System
 CDBG Activity Summary Report (GPR) for Program Year 2013
 MODESTO

Date: 30- 2014
 Time: 19:19
 Page: 74

Asian White:	0	0	0	0	0	0	0	0	0	0	0	0	0
Black/African American & White:	0	0	0	0	0	0	0	0	0	0	4	0	0
American Indian/Alaskan Native & Black/African American:	0	0	0	0	0	0	0	0	0	0	3	0	0
Other multi-racial:	0	0	0	0	0	0	0	0	0	0	64	0	0
Asian/Pacific Islander:	0	0	0	0	0	0	0	0	0	0	0	0	0
Hispanic:	0	0	0	0	0	0	0	0	0	0	0	0	0
Total:	0	0	0	0	0	0	0	0	0	0	869	0	236
Female-headed Households:	0												0

Income Category:	Owner	Renter	Total	Person
Extremely Low	0	0	0	717
Low Mod	0	0	0	39
Moderate	0	0	0	110
Non Low Moderate	0	0	0	3
Total	0	0	0	869
Percent Low/Mod				99.7%

Annual Accomplishments	Accomplishment Narrative	# Benefiting
2013	869 unduplicated beneficiaries experiencing homelessness received shelter services.	



U.S. Department of Housing and Urban Development
 Office of Community Planning and Development
 Integrated Disbursement and Information System
 CDBG Activity Summary Report (GPR) for Program Year 2013
 MODESTO

Date: 30-Sep-2014
 Time: 19:19
 Page: 75

FISCAL Year: 2013
 Project: 0008 - 2013 Homeless

IDIS Activity: 1121 - 2013FS Comprehensive Shelter Sys for Children (CCC)

Status: Completed 6/30/2014 12:00:00 AM
 Location: Address Suppressed

Objective: Provide decent affordable housing

Outcome: Availability/accessibility

Matrix Code: Abused and Neglected Children (05N)

National Objective: LMC

Initial Funding Date: 11/19/2013

Description:

Activity will serve high-risk children, ages newborn to 17, from families experiencing or at risk of experiencing homelessness, domestic violence, substance abuse, or mental illness with protection and comprehensive shelter services.

Activity will provide comprehensive shelter services to 92 unduplicated persons (beneficiaries).

Financing

Grant Year	Grant	Fund Type	Funded Amount	Drawn In Program Year	Drawn Thru Program Year
Pre-2015		EN	\$6,977.00	\$6,977.00	\$6,977.00
Total			\$6,977.00	\$6,977.00	\$6,977.00

Proposed Accomplishments

People (General) : 92

Actual Accomplishments

Number assisted:

	Owner		Renter		Total	
	Total	Hispanic	Total	Hispanic	Total	Hispanic
White:	0	0	0	0	129	101
Black/African American:	0	0	0	0	0	0
Asian:	0	0	0	0	7	4
American Indian/Alaskan Native:	0	0	0	0	6	1
Native Hawaiian/Other Pacific Islander:	0	0	0	0	0	0
American Indian/Alaskan Native & White:	0	0	0	0	0	0
Asian White:	0	0	0	0	6	2
Black/African American & White:	0	0	0	0	3	0
American Indian/Alaskan Native & Black/African American:	0	0	0	0	2	0
Other multi-racial:	0	0	0	0	0	0
Asian/Pacific Islander:	0	0	0	0	0	0
Hispanic:	0	0	0	0	0	0
Total:	0	0	0	0	153	108



U.S. Department of Housing and Urban Development
 Office of Community Planning and Development
 Integrated Disbursement and Information System
 CDBG Activity Summary Report (GPR) for Program Year 2013
 MODESTO

Date: 30- 2014
 Time: 19:19
 Page: 76

Female-headed Households:

Income Category:	Owner	Renter	Total	Person
Extremely Low	0	0	0	92
Low Mod	0	0	0	23
Moderate	0	0	0	32
Non Low Moderate	0	0	0	6
Total	0	0	0	153
Percent Low/Mod				96.1%

Annual Accomplishments

2013 Accomplishment Narrative

153 individuals received shelter, case management, and other support.

Benefiting

U.S. Department of Housing and Urban Development
 Office of Community Planning and Development
 Integrated Disbursement and Information System
 CDBG Activity Summary Report (GPR) for Program Year 2013
 MODESTO



FISCAL Year: 2013
 Project: 0002 - 2015 Community Development
 IDIS Activity: 1122 - 2013PS Fair Housing Activities (Project Sentinel)

Status: Completed 6/30/2014 12:00:00 AM
 Location: Objective:
 Matrix Code: Fair Housing Activities (subject to National Objective:
 20% Admin Cap) (21D)

Initial Funding Date: 11/19/2013

Description:

In a collaborative effort to affirmatively further fair housing in Modesto and surrounding areas, the City of Modesto, City of Turlock, and Stanislaus County CDBG Consortium developed a joint request for proposals (RFP) for the provision of fair housing services throughout Modesto, Turlock, Ceres, Hughson, Newman, Oakdale, Patterson, Waterford, and unincorporated areas of Stanislaus County so that the three grantees may leverage CDBG funding and streamline fair housing services throughout the area by working with a single, qualified, and experienced fair housing agency. Redwood City-based Project Sentinel's Modesto Office was selected. Project Sentinel will enter into sub-recipient agreements with each of the three grantees and each agreement may be extended for up to 4 additional one-year terms upon completion of the first fiscal year, subject to quarterly performance reviews, more extensive annual performance reviews, funding availability, and compliance with applicable federal, state, and local guidelines. The City of Modesto is committed to promoting non-discrimination and ensuring fair and equal housing opportunities for all its residents through the elimination of illegal housing discrimination, public education about fair housing, and identification of ongoing and emerging local housing discrimination issues. Activity includes the following fair housing services: fair housing hotline; complaint investigation services (including on-site testing, surveys, full application testing, and patterns and practices audits); resolution services (including conciliation, mediation, litigation, or administrative action); tenant-landlord counseling; information and referral services for non-housing discrimination matters; and education and outreach. Activity will provide fair housing services to 40 unduplicated households (beneficiaries).

Financing

Grant Year	Grant	Fund Type	Funded Amount	Drawn In Program Year	Drawn Thru Program Year
Pre-2015		EN	\$25,000.00	\$25,000.00	\$25,000.00
Total			\$25,000.00	\$25,000.00	\$25,000.00

Proposed Accomplishments

Actual Accomplishments

Number assisted:

	Owner		Renter		Total	
	Total	Hispanic	Total	Hispanic	Total	Hispanic
White:	0	0	0	0	0	0
Black/African American:	0	0	0	0	0	0
Asian:	0	0	0	0	0	0
American Indian/Alaskan Native:	0	0	0	0	0	0
Native Hawaiian/Other Pacific Islander:	0	0	0	0	0	0
American Indian/Alaskan Native & White:	0	0	0	0	0	0
Asian White:	0	0	0	0	0	0
Black/African American & White:	0	0	0	0	0	0
American Indian/Alaskan Native & Black/African American:	0	0	0	0	0	0



U.S. Department of Housing and Urban Development
 Office of Community Planning and Development
 Integrated Disbursement and Information System
 CDBG Activity Summary Report (GPR) for Program Year 2013
 MODESTO

Date: 30- 2014
 Time: 19:19
 Page: 78

Other multi-racial:	0	0	0	0
Asian/Pacific Islander:	0	0	0	0
Hispanic:	0	0	0	0
Total:	0	0	0	0

Female-headed Households:

<i>Income Category:</i>	Owner	Renter	Total	Person
Extremely Low	0	0	0	0
Low Mod	0	0	0	0
Moderate	0	0	0	0
Non Low Moderate	0	0	0	0
Total	0	0	0	0
Percent Low/Mod				

Annual Accomplishments

No data returned for this view. This might be because the applied filter excludes all data.

U.S. Department of Housing and Urban Development
 Office of Community Planning and Development
 Integrated Disbursement and Information System
 CDBG Activity Summary Report (GPR) for Program Year 2013
 MODESTO



Page Year: 2013
 Project: 0002 - 2013 Community Development
 IDIS Activity: 1123 - 2013PS Emergency Response Sys (ARC)

Status: Completed 7/24/2014 12:00:00 AM
 Location: 1230 6th St Modesto, CA 95354-2204
 Objective: Create suitable living environments
 Outcome: Availability/accessibility
 Matrix Code: Public Services (General) (05)
 National Objective: LMC

Initial Funding Date: 07/23/2014
 Description: Activity provides immediate lodging and a variety of assistance to families and individuals affected by an incident that makes their home uninhabitable. Project will serve 122 beneficiaries (affected by an anticipated 49 incidents).

Grant Year	Grant	Fund Type	Funded Amount	Drawn In Program Year	Drawn Thru Program Year
Pre-2015		EN	\$9,796.72	\$9,796.72	\$9,796.72
		PI	\$2,203.28	\$2,203.28	\$2,203.28
Total			\$12,000.00	\$12,000.00	\$12,000.00

Proposed Accomplishments

People (General) : 122

Actual Accomplishments

Number assisted:

	Owner		Renter		Total		Person	
	Total	Hispanic	Total	Hispanic	Total	Hispanic	Total	Hispanic
White:	0	0	0	0	0	0	41	7
Black/African American:	0	0	0	0	0	0	9	3
Asian:	0	0	0	0	0	0	10	0
American Indian/Alaskan Native:	0	0	0	0	0	0	4	4
Native Hawaiian/Other Pacific Islander:	0	0	0	0	0	0	5	0
American Indian/Alaskan Native & White:	0	0	0	0	0	0	9	0
Asian White:	0	0	0	0	0	0	0	0
Black/African American & White:	0	0	0	0	0	0	8	8
American Indian/Alaskan Native & Black/African American:	0	0	0	0	0	0	5	0
Other multi-racial:	0	0	0	0	0	0	58	29
Asian/Pacific Islander:	0	0	0	0	0	0	0	0
Hispanic:	0	0	0	0	0	0	0	0
Total:	0	0	0	0	0	0	149	51



U.S. Department of Housing and Urban Development
 Office of Community Planning and Development
 Integrated Disbursement and Information System
 CDBG Activity Summary Report (GPR) for Program Year 2013
 MODESTO

Date: 30-2014
 Time: 19:19
 Page: 80

Female-headed Households:

Income Category:	Owner	Renter	Total	Person
Extremely Low	0	0	0	92
Low Mod	0	0	0	36
Moderate	0	0	0	10
Non Low Moderate	0	0	0	11
Total	0	0	0	149
Percent Low/Mod				92.6%

Annual Accomplishments

Years	Accomplishment Narrative	# Benefitting
2013	49 unduplicated families (149 individuals) received shelter and case management services in response to a housing disaster/crisis (e.g., displacement by fire, flood, etc.)	0

U.S. Department of Housing and Urban Development
 Office of Community Planning and Development
 Integrated Disbursement and Information System
 CDBG Activity Summary Report (GPR) for Program Year 2013
 MODESTO



Fiscal Year: 2013
 Project: 0002 - 2013 Community Development
 IDIS Activity: 1124 - 2013PS Daily Bread Mobile Lunch Program (USF)

Status: Completed 6/30/2014 12:00:00 AM
 Location: 1010 10th St Modesto, CA 95354-0859
 Objective: Create suitable living environments
 Outcome: Availability/accessibility
 Matrix Code: Public Services (General) (05)
 National Objective: LMC

Initial Funding Date: 12/27/2013

Description:

Hunger increases illness, lowers productivity, and exacerbates chronic illnesses. Food insecurity is defined as either the lack of access at times to enough food for an active, healthy lifestyle; or limited or uncertain availability of nutritionally adequate foods. Stanislaus County has the 9th highest rate of food insecurity in California and more than 1 in 7 Modesto residents live in poverty. This activity provides nutritious meals and supplementary food from a food truck in low-income neighborhood parks to help address hunger. While only approximately 20% of beneficiaries experience homelessness, all beneficiaries are extremely low-income persons. Activity will provide at least one meal a day, five days a week to 425 unduplicated persons (beneficiaries) at the following low-income census tract neighborhood parks: Beard Brook Park (21.00), Mono Park (21.00), 9th and D Street (18.00), Oregon Park (21.00), Cesar E. Chavez Park (22.00), James Marshall Park (16.01), Robertson Road Park (16.04).

Financing

Grant Year	Grant	Fund Type	Funded Amount	Drawn In Program Year	Drawn Thru Program Year
Pre-2015		EN	\$9,500.00	\$9,500.00	\$9,500.00
Total			\$9,500.00	\$9,500.00	\$9,500.00

Proposed Accomplishments

People (General) : 4

Actual Accomplishments

Number assisted:

	Owner		Renter		Total		Person	
	Total	Hispanic	Total	Hispanic	Total	Hispanic	Total	Hispanic
White:	0	0	0	0	0	0	644	310
Black/African American:	0	0	0	0	0	0	38	0
Asian:	0	0	0	0	0	0	15	0
American Indian/Alaskan Native:	0	0	0	0	0	0	15	0
Native Hawaiian/Other Pacific Islander:	0	0	0	0	0	0	8	0
American Indian/Alaskan Native & White:	0	0	0	0	0	0	0	0
Asian White:	0	0	0	0	0	0	4	0
Black/African American & White:	0	0	0	0	0	0	4	0
American Indian/Alaskan Native & Black/African American:	0	0	0	0	0	0	0	0
Other multi-racial:	0	0	0	0	0	0	30	0



U.S. Department of Housing and Urban Development
 Office of Community Planning and Development
 Integrated Disbursement and Information System
 CDBG Activity Summary Report (GPR) for Program Year 2013
 MODESTO

Date: 30- 2014
 Time: 19:19
 Page: 82

Asian/Pacific Islander:	0	0	0	0	0	0	0	0	0
Hispanic:	0	0	0	0	0	0	0	0	0
Total:	0	0	0	0	0	0	0	758	310

Female-headed Households: 0

Income Category:	Owner	Renter	Total	Person
Extremely Low	0	0	0	720
Low Mod	0	0	0	30
Moderate	0	0	0	8
Non Low Moderate	0	0	0	0
Total	0	0	0	758
Percent Low/Mod				100.0%

Annual Accomplishments

Years	Accomplishment Narrative	# Benefiting
2013	More than 106,800 meals were served to more than 758 unduplicated beneficiaries, in addition to more than 5,800 bags of groceries.	



U.S. Department of Housing and Urban Development
 Office of Community Planning and Development
 Integrated Disbursement and Information System
 CDBG Activity Summary Report (GPR) for Program Year 2013
 MODESTO

Date: 30-Sep-2014
 Time: 19:19
 Page: 83

Report Year: 2013
 Project: 0002 - 2013 Community Development
 IDIS Activity: 1125 - 2013PS Food Assistance and Food 4 Thought (SHFB)

Status: Completed 6/30/2014 12:00:00 AM
 Location: Address Suppressed
 Objective: Create suitable living environments
 Outcome: Availability/accessibility
 Matrix Code: Public Services (General) (05)
 National Objective: LMC

Initial Funding Date: 12/27/2013

Description:

Food Assistance represents an efficient, cost-effective centralized system for collecting and distributing food to more effectively reduce waste and address hunger. Hunger increases illness, lowers productivity, and exacerbates chronic illnesses. Food insecurity is defined as either the lack of access at times to enough food for an active, healthy lifestyle; or limited or uncertain availability of nutritionally adequate foods. Stanislaus County has the 9th highest rate of food insecurity in California. This activity will work with 50 community-based organizations in Modesto to supply their food pantry programs. This activity will provide nutritious food to 82,000 unduplicated persons (beneficiaries). Food 4 Thought is designed to feed the minds and bodies of children. This activity is an after-school-program-based food program. In a fiscal year 2010-2011 survey of the program, 90% of parents indicated that the program had a positive impact on their child's academic life. Fifteen to 18 pounds of nutritious supplemental groceries will be provided to program participants (i.e., after-school-program students) twice a month. This activity provides healthy food, helps stretch the limited budgets of low- and moderate-income households, and represents a tangible incentive for hard work in the academic component, which builds self-esteem and reinforces positive behavior. Program participants are required to complete 8 hours a week of supervised activities (4 recreational and 4 academic), in order to receive these groceries. Participating elementary schools include: Agnes Baptist, Chrysler, Eisenhut, Chrysler, Empire and Franklin - for a total of 750 unduplicated program participants (beneficiaries).

Financing

Grant Year	Grant	Fund Type	Funded Amount	Drawn In Program Year	Drawn Thru Program Year
Pre-2015		EN	\$25,500.00	\$25,500.00	\$25,500.00
Total			\$25,500.00	\$25,500.00	\$25,500.00

Proposed Accomplishments

People (General) : 750

Actual Accomplishments

Number assisted:

	Owner		Renter		Total	
	Total	Hispanic	Total	Hispanic	Total	Hispanic
White:	0	0	0	0	27,961	10,570
Black/African American:	0	0	0	0	4,408	334
Asian:	0	0	0	0	932	52
American Indian/Alaskan Native:	0	0	0	0	675	247
Native Hawaiian/Other Pacific Islander:	0	0	0	0	381	70
American Indian/Alaskan Native & White:	0	0	0	0	400	14



U.S. Department of Housing and Urban Development
 Office of Community Planning and Development
 Integrated Disbursement and Information System
 CDBG Activity Summary Report (GPR) for Program Year 2013
 MODESTO

Date: 30- 2014
 Time: 19:19
 Page: 84

Asian White:	0	0	0	0	0	0	0	291	2
Black/African American & White:	0	0	0	0	0	0	0	779	58
American Indian/Alaskan Native & Black/African American:	0	0	0	0	0	0	0	199	17
Other multi-racial:	0	0	0	0	0	0	0	8,033	5,996
Asian/Pacific Islander:	0	0	0	0	0	0	0	0	0
Hispanic:	0	0	0	0	0	0	0	0	0
Total:	0	0	0	0	0	0	0	44,059	17,360

Female-headed Households: 0

Income Category:	Owner	Renter	Total	Person
Extremely Low	0	0	0	26,915
Low Mod	0	0	0	12,223
Moderate	0	0	0	4,864
Non Low Moderate	0	0	0	57
Total	0	0	0	44,059
Percent Low/Mod				99.9%

Annual Accomplishments

Years	Accomplishment Narrative	# Benefiting
-------	--------------------------	--------------

2013	Food Assistance: More than 1,270,000 pounds) of groceries (estimated value: \$2,146,620 was provided to 44,059 unduplicated beneficiaries Food 4 Thought: More than 180,500 pounds of groceries (estimated value: \$305,160) were provided to 2,615 duplicated beneficiaries as reward for completing tutoring and physical activity requirements. 966 unduplicated families (1,906 individuals) access fair housing services, including tenant-landlord counseling). Continued to raise awareness of the hunger issues in Modesto.	
------	---	--

U.S. Department of Housing and Urban Development
 Office of Community Planning and Development
 Integrated Disbursement and Information System
 CDBG Activity Summary Report (GPR) for Program Year 2013
 MODESTO



PGYR Year: 2013
 Project: 0082 - 2013 Community Development
 IDIS Activity: 1126 - 2013PS Healthy Start Family Resource Ctr (MCS)

Status: Completed 6/30/2014 12:00:00 AM
 Location: Address Suppressed
 Objective: Create suitable living environments
 Outcome: Availability/accessibility
 Matrix Code: Public Services (General) (05)
 National Objective: LMA

Initial Funding Date: 11/19/2013

Description:

Orville Wright Elementary School and its Healthy Start Family Resource Center serve as the hub of community activity and civic engagement in the Airport Neighborhood, a Neighborhood Revitalization Strategy Area (NRSA). The Healthy Start Family Resource Center provides a variety of services to families throughout the neighborhood (regardless of enrollment status of households' children) to promote the health, wellness, and safety of its residents. These services are designed to promote self-sufficiency and include leadership development, intensive and coordinated case management, English language development, citizenship/permanent resident alien resources, economic development through skill building, linkage of services, and promoting community capacity building (i.e. building the skills of residents to promote the health and wellness of one another) and civic engagement. Activity will provide a variety of services to 500 duplicated persons (beneficiaries).

Financing

Grant Year	Grant	Fund Type	Funded Amount	Drawn in Program Year	Drawn Thru Program Year
Pre-2015		EN	\$26,059.61	\$26,059.61	\$26,059.61
Total			\$26,059.61	\$26,059.61	\$26,059.61

Proposed Accomplishments

People (General) : 500
 Total Population in Service Area: 2,199
 Census Tract Percent Low / Mod: 77.90

Annual Accomplishments

Years	Accomplishment Narrative	# Benefiting
2013	376 unduplicated beneficiaries accessed a multitude of services and resources, such as: classes on GED, English as a second language, health/nutrition, fitness, family literacy, parenting, etc.	



U.S. Department of Housing and Urban Development
Office of Community Planning and Development
Integrated Disbursement and Information System

CDBG Activity Summary Report (GPR) for Program Year 2013
MODESTO

Date: 30-01-2014
Time: 19:19
Page: 86

Form Year: 2013
Project: 0002 - 2013 Community Development
IDIS Activity: 1127 - Health and Safety Activity

Status: Canceled 6/30/2014 12:00:00 AM
Location: 1010 10th St Modesto, CA 95354-0859

Objective: Create suitable living environments
Outcome: Sustainability
Matrix Code: Interim Assistance (06)

National Objective: LMA

Initial Funding Date: 11/19/2013

Description:

Activity will serve residents of the 14 low-income census tracts (including the Airport Neighborhood Revitalization Strategy Area - NRSA) through inspections for code violations and enforcement of codes in deteriorating or deteriorated areas (see Activity: Low-Income Census Tract Neighborhood Code Enforcement) when such enforcement together with public or private improvements, rehabilitation, or services to be provided may be expected to arrest the decline of the areas. Activity will be undertaken on an interim basis in areas exhibiting objectively determinable signs of physical deterioration where City of Modesto has determined immediate action is necessary to arrest the deterioration and that permanent improvements will be carried out as soon as possible.

Activity will also alleviate emergency conditions threatening the public health and safety in areas where the City Manager determines that such an emergency condition exists and requires immediate resolution.

Activity will alleviate at least 1 emergency condition project and provide resources to at least 3 neighborhood cleanup projects.

Financing

No data returned for this view. This might be because the applied filter excludes all data.

Proposed Accomplishments

Housing Units : 4
Total Population in Service Area: 1,605
Census Tract Percent Low / Mod: 70.80

Annual Accomplishments

No data returned for this view. This might be because the applied filter excludes all data.



U.S. Department of Housing and Urban Development
Office of Community Planning and Development
Integrated Disbursement and Information System
CDBG Activity Summary Report (GPR) for Program Year 2013
MODESTO

Date: 30-Sep-2014
Time: 19:19
Page: 87



U.S. Department of Housing and Urban Development
 Office of Community Planning and Development
 Integrated Disbursement and Information System
 CDBG Activity Summary Report (GPR) for Program Year 2013
 MODESTO

Date: 30- 2014
 Time: 19:19
 Page: 88

Project Year: 2013
 Project: 0002 - 2013 Community Development
 IDIS Activity: 1126 - 2013 Predesign Sidewalks

Status: Canceled 8/5/2014 4:20:50 PM
 Location: 300 Hillside Modesto, CA 95350

Objective: Create suitable living environments
 Outcome: Availability/accessibility
 Matrix Code: Sidewalks (03L)

National Objective: LMC

Initial Funding Date: 12/20/2013

Description:
 Redesign for sidewalk - Southside of Hillside Drive from S.
 Santa Cruz to George Rogers park
 Financing

No data returned for this view. This might be because the applied filter excludes all data.

Proposed Accomplishments

Public Facilities : 1

Actual Accomplishments

Number assisted:

	Owner		Renter		Total		Person	
	Total	Hispanic	Total	Hispanic	Total	Hispanic	Total	Hispanic
White:	0	0	0	0	0	0	0	0
Black/African American:	0	0	0	0	0	0	0	0
Asian:	0	0	0	0	0	0	0	0
American Indian/Alaskan Native:	0	0	0	0	0	0	0	0
Native Hawaiian/Other Pacific Islander:	0	0	0	0	0	0	0	0
American Indian/Alaskan Native & White:	0	0	0	0	0	0	0	0
Asian White:	0	0	0	0	0	0	0	0
Black/African American & White:	0	0	0	0	0	0	0	0
American Indian/Alaskan Native & Black/African American:	0	0	0	0	0	0	0	0
Other multi-racial:	0	0	0	0	0	0	0	0
Asian/Pacific Islander:	0	0	0	0	0	0	0	0



U.S. Department of Housing and Urban Development
 Office of Community Planning and Development
 Integrated Disbursement and Information System
 CDBG Activity Summary Report (GPR) for Program Year 2013
 MODESTO

Date: 30-Sep-2014
 Time: 19:19
 Page: 89

Hispanic:	0	0	0	0	0	0	0	0	0
Total:	0	0	0	0	0	0	0	0	0

Female-headed Households:

Income Category:	Owner	Renter	Total	Person
Extremely Low	0	0	0	0
Low Mod	0	0	0	0
Moderate	0	0	0	0
Non Low Moderate	0	0	0	0
Total	0	0	0	0
Percent Low/Mod				

Annual Accomplishments

No data returned for this view. This might be because the applied filter excludes all data.



U.S. Department of Housing and Urban Development
 Office of Community Planning and Development
 Integrated Disbursement and Information System
 CDBG Activity Summary Report (GPR) for Program Year 2013
 MODESTO

Date: 30-01-2014
 Time: 19:19
 Page: 90

Form Year: 2013
 Project: 0001 - 2013 Housing
 IDIS Activity: 1129 -- LEAD-BASED PAINT SERVICES

Status: Completed 6/30/2014 12:00:00 AM
 Location: 910 South Ave Modesto, CA 95351-3769

Objective: Create suitable living environments
 Outcome: Availability/accessibility
 Matrix Code: Lead-Based/Lead Hazard Test/Abate (14I)
 National Objective: LMH

Initial Funding Date: 01/07/2014

Description:

Activity will cover the costs of necessary lead based paint testing and lead based paint clearances for residential dwellings built prior to 1978 and undergoing rehabilitation through the one of the housing rehabilitation programs.

Financing

Grant Year	Grant	Fund Type	Funded Amount	Drawn In Program Year	Drawn Thru Program Year
Pre-2015		EN	\$1,125.00	\$1,125.00	\$1,125.00
Total			\$1,125.00	\$1,125.00	\$1,125.00

Proposed Accomplishments

Housing Units : 5

Actual Accomplishments

Number assisted:

	Owner		Renter		Total	
	Total	Hispanic	Total	Hispanic	Total	Hispanic
White:	3	3	0	0	3	0
Black/African American:	0	0	0	0	0	0
Asian:	0	0	0	0	0	0
American Indian/Alaskan Native:	0	0	0	0	0	0
Native Hawaiian/Other Pacific Islander:	0	0	0	0	0	0
American Indian/Alaskan Native & White:	0	0	0	0	0	0
Asian White:	0	0	0	0	0	0
Black/African American & White:	0	0	0	0	0	0
American Indian/Alaskan Native & Black/African American:	0	0	0	0	0	0
Other multi-racial:	0	0	0	0	0	0
Asian/Pacific Islander:	0	0	0	0	0	0
Hispanic:	0	0	0	0	0	0
Total:	3	3	0	0	3	0
Female-headed Households:	4		0		4	

Female-headed Households:



U.S. Department of Housing and Urban Development
 Office of Community Planning and Development
 Integrated Disbursement and Information System
 CDBG Activity Summary Report (GPR) for Program Year 2013
 MODESTO

Date: 30-Sep-2014
 Time: 19:19
 Page: 91

Income Category:

	Owner	Renter	Total	Person
Extremely Low	4	0	4	0
Low Mod	0	0	0	0
Moderate	0	0	0	0
Non Low Moderate	0	0	0	0
Total	4	0	4	0
Percent Low/Mod	100.0%		100.0%	

Annual Accomplishments

Years	Accomplishment Narrative	# Benefiting
2013	Four Lead Based Clearance Reports were prepared related to Housing Rehab Projects Activity 1060	



U.S. Department of Housing and Urban Development
Office of Community Planning and Development
Integrated Disbursement and Information System
CDBG Activity Summary Report (GPR) for Program Year 2013
MODESTO

Date: 30-09-2014
Time: 19:19
Page: 92

Total Funded Amount:	\$15,249,753.50
Total Drawn Thru Program Year:	\$14,256,454.66
Total Drawn In Program Year:	\$2,182,683.48

U.S. Department of Housing and Urban Development
 Office of Community Planning and Development
 Integrated Disbursement and Information System
 Status of HOME Grants
 AG14590

IDIS - PRZ7

Commitments from Authorized Funds

(A) Fiscal Year	(B) Total Authorization	(C) Admin/OPR Reservation	(D) CR/SC Funds, Amount Reserved for GH/DCS	(E) % GH/DC Rsvd	(F) SU Funds Reservations to Other Entities	(G) EM Funds PU Committed to Activities	(H) Total Authorized Commitments	(I) % of Auth Comtd
1992	\$750,000.00	\$37,500.00	\$112,500.00	15.0%	\$0.00	\$600,000.00	\$750,000.00	100.0%
1993	\$470,000.00	\$67,000.00	\$70,500.00	15.0%	\$0.00	\$332,500.00	\$470,000.00	100.0%
1994	\$802,000.00	\$80,200.00	\$395,557.99	49.3%	\$0.00	\$326,242.01	\$802,000.00	100.0%
1995	\$868,000.00	\$86,800.00	\$171,442.01	19.7%	\$0.00	\$609,757.99	\$868,000.00	100.0%
1996	\$932,000.00	\$108,200.00	\$139,800.00	15.0%	\$0.00	\$684,000.00	\$932,000.00	100.0%
1997	\$623,701.05	\$120,600.00	\$137,400.00	22.0%	\$0.00	\$365,701.05	\$623,701.05	100.0%
1998	\$977,000.00	\$126,700.00	\$178,362.50	18.2%	\$0.00	\$671,937.50	\$977,000.00	100.0%
1999	\$1,050,000.00	\$119,656.68	\$165,187.50	15.7%	\$0.00	\$765,155.82	\$1,050,000.00	100.0%
2000	\$1,052,000.00	\$130,200.00	\$157,800.00	15.0%	\$0.00	\$764,000.00	\$1,052,000.00	100.0%
2001	\$1,170,000.00	\$117,000.00	\$175,500.00	15.0%	\$0.00	\$877,500.00	\$1,170,000.00	100.0%
2002	\$1,167,000.00	\$116,700.00	\$175,050.00	15.0%	\$0.00	\$875,250.00	\$1,167,000.00	100.0%
2003	\$1,381,576.00	\$142,260.97	\$207,236.40	15.0%	\$0.00	\$1,032,078.63	\$1,381,576.00	100.0%
2004	\$1,491,906.00	\$206,372.85	\$206,372.55	13.8%	\$0.00	\$1,079,160.60	\$1,491,906.00	100.0%
2005	\$1,346,577.00	\$213,401.45	\$196,611.75	14.6%	\$0.00	\$936,563.80	\$1,346,577.00	100.0%
2006	\$1,250,454.00	\$137,623.22	\$184,886.10	14.7%	\$0.00	\$927,944.68	\$1,250,454.00	100.0%
2007	\$1,241,622.00	\$121,500.54	\$546,324.90	44.0%	\$0.00	\$573,796.56	\$1,241,622.00	100.0%
2008	\$1,191,110.00	\$157,939.34	\$0.00	0.0%	\$0.00	\$855,587.76	\$1,013,527.10	85.0%
2009	\$1,318,945.00	\$197,841.75	\$0.00	0.0%	\$0.00	\$1,034,897.15	\$1,232,738.90	93.4%
2010	\$1,311,710.00	\$196,756.50	\$0.00	0.0%	\$0.00	\$1,010,810.87	\$1,207,567.37	92.0%
2011	\$1,154,696.90	\$115,810.70	\$0.00	0.0%	\$0.00	\$832,513.65	\$948,324.35	82.1%
2012	\$671,157.00	\$100,573.35	\$0.00	0.0%	\$0.00	\$470,060.40	\$570,633.75	85.0%
2013	\$580,263.00	\$68,378.50	\$0.00	0.0%	\$0.00	\$402,407.66	\$470,786.16	81.1%
Total	\$22,801,717.95	\$2,769,015.85	\$3,220,531.70	14.1%	\$0.00	\$16,027,866.13	\$22,017,413.68	96.5%



IDIS - PR27

Program Income (PI)

Fiscal Year	Program Income Receipts	Amounts Obligated in Activities	% Committed	Net Disbursed	Disbursed Pending Approval	Total Disbursed	% Disbursed
1992	0.00	\$0.00	0.0%	\$0.00	\$0.00	\$0.00	0.0%
1993	0.00	\$0.00	0.0%	\$0.00	\$0.00	\$0.00	0.0%
1994	0.00	\$0.00	0.0%	\$0.00	\$0.00	\$0.00	0.0%
1995	0.00	\$0.00	0.0%	\$0.00	\$0.00	\$0.00	0.0%
1996	0.00	\$0.00	0.0%	\$0.00	\$0.00	\$0.00	0.0%
1997	0.00	\$0.00	0.0%	\$0.00	\$0.00	\$0.00	0.0%
1998	0.00	\$0.00	0.0%	\$0.00	\$0.00	\$0.00	0.0%
1999	5,912.17	\$5,912.17	100.0%	\$5,912.17	\$0.00	\$5,912.17	100.0%
2000	24,586.40	\$24,586.40	100.0%	\$24,586.40	\$0.00	\$24,586.40	100.0%
2001	174,048.18	\$174,048.18	100.0%	\$174,048.18	\$0.00	\$174,048.18	100.0%
2002	90,850.19	\$90,850.19	100.0%	\$90,850.19	\$0.00	\$90,850.19	100.0%
2003	174,884.93	\$174,884.93	100.0%	\$174,884.93	\$0.00	\$174,884.93	100.0%
2004	254,530.24	\$254,530.24	100.0%	\$254,530.24	\$0.00	\$254,530.24	100.0%
2005	256,571.26	\$256,571.26	100.0%	\$256,571.26	\$0.00	\$256,571.26	100.0%
2006	143,658.24	\$143,658.24	100.0%	\$143,658.24	\$0.00	\$143,658.24	100.0%
2007	1,922.82	\$1,922.82	100.0%	\$1,922.82	\$0.00	\$1,922.82	100.0%
2008	59,579.09	\$59,579.09	100.0%	\$59,579.09	\$0.00	\$59,579.09	100.0%
2009	86,169.32	\$86,169.32	100.0%	\$86,169.32	\$0.00	\$86,169.32	100.0%
2010	41,151.37	\$41,151.37	100.0%	\$41,151.37	\$0.00	\$41,151.37	100.0%
2011	77,388.76	\$77,388.76	100.0%	\$77,388.76	\$0.00	\$77,388.76	100.0%
2012	77,388.76	\$77,388.76	100.0%	\$77,388.76	\$0.00	\$77,388.76	100.0%
2013	77,068.29	\$77,068.29	100.0%	\$77,068.29	\$0.00	\$77,068.29	100.0%
Total	1,545,710.02	\$1,545,710.02	100.0%	\$1,476,917.99	\$0.00	\$1,476,917.99	95.5%



IDIS - PR27

Program Income (PI)

Financial Year	Program Income Receipts	Amount Committed to Activities	% Committed	Net Disbursed	Disbursed Pending Approval	Total Disbursed	% Disbursed
1992	0.00	\$0.00	0.0%	\$0.00	\$0.00	\$0.00	0.0%
1993	0.00	\$0.00	0.0%	\$0.00	\$0.00	\$0.00	0.0%
1994	0.00	\$0.00	0.0%	\$0.00	\$0.00	\$0.00	0.0%
1995	0.00	\$0.00	0.0%	\$0.00	\$0.00	\$0.00	0.0%
1996	0.00	\$0.00	0.0%	\$0.00	\$0.00	\$0.00	0.0%
1997	0.00	\$0.00	0.0%	\$0.00	\$0.00	\$0.00	0.0%
1998	0.00	\$0.00	0.0%	\$0.00	\$0.00	\$0.00	0.0%
1999	5,912.17	\$5,912.17	100.0%	\$5,912.17	\$0.00	\$5,912.17	100.0%
2000	24,586.40	\$24,586.40	100.0%	\$24,586.40	\$0.00	\$24,586.40	100.0%
2001	174,048.18	\$174,048.18	100.0%	\$174,048.18	\$0.00	\$174,048.18	100.0%
2002	90,850.19	\$90,850.19	100.0%	\$90,850.19	\$0.00	\$90,850.19	100.0%
2003	174,884.93	\$174,884.93	100.0%	\$174,884.93	\$0.00	\$174,884.93	100.0%
2004	254,530.24	\$254,530.24	100.0%	\$254,530.24	\$0.00	\$254,530.24	100.0%
2005	256,571.26	\$256,571.26	100.0%	\$256,571.26	\$0.00	\$256,571.26	100.0%
2006	143,658.24	\$143,658.24	100.0%	\$143,658.24	\$0.00	\$143,658.24	100.0%
2007	1,922.82	\$1,922.82	100.0%	\$1,922.82	\$0.00	\$1,922.82	100.0%
2008	59,579.09	\$59,579.09	100.0%	\$59,579.09	\$0.00	\$59,579.09	100.0%
2009	86,169.32	\$86,169.32	100.0%	\$86,169.32	\$0.00	\$86,169.32	100.0%
2010	41,151.37	\$41,151.37	100.0%	\$41,151.37	\$0.00	\$41,151.37	100.0%
2011	77,388.76	\$77,388.76	100.0%	\$77,388.76	\$0.00	\$77,388.76	100.0%
2012	77,388.76	\$77,388.76	100.0%	\$77,388.76	\$0.00	\$77,388.76	100.0%
2013	77,068.29	\$77,068.29	100.0%	\$8,276.26	\$0.00	\$8,276.26	10.7%
Total	1,546,710.02	\$1,546,710.02	100.0%	\$1,476,917.99	\$0.00	\$1,476,917.99	96.5%

U.S. Department of Housing and Urban Development
 Office of Community Planning and Development
 Integrated Disbursement and Information System
 Status of HOME Grants
MODESTO



IDIS - PR27

Commitments from Authorized Funds

(A) Fiscal Year	(B) Total Authorization	(C) Admin/CP Reservation	(E) OF/OC Funds Amount Reserved for CHDOs	(F) CHDO Rsvd	(G) SU Funds Reservations to Other Entities	(H) EN Funds Committed to Activities	(I) Total Authorized Commitments	(K) % of Auth Cmtd
1992	\$750,000.00	\$37,500.00	\$112,500.00	15.0%	\$0.00	\$600,000.00	\$750,000.00	100.0%
1993	\$470,000.00	\$67,000.00	\$70,500.00	15.0%	\$0.00	\$332,500.00	\$470,000.00	100.0%
1994	\$802,000.00	\$80,200.00	\$395,557.99	49.3%	\$0.00	\$326,242.01	\$802,000.00	100.0%
1995	\$868,000.00	\$86,800.00	\$171,442.01	19.7%	\$0.00	\$609,757.99	\$868,000.00	100.0%
1996	\$932,000.00	\$108,200.00	\$139,800.00	15.0%	\$0.00	\$684,000.00	\$932,000.00	100.0%
1997	\$623,701.05	\$120,600.00	\$137,400.00	22.0%	\$0.00	\$365,701.05	\$623,701.05	100.0%
1998	\$977,000.00	\$126,700.00	\$178,362.50	18.2%	\$0.00	\$671,937.50	\$977,000.00	100.0%
1999	\$1,050,000.00	\$119,656.68	\$165,187.50	15.7%	\$0.00	\$765,155.82	\$1,050,000.00	100.0%
2000	\$1,052,000.00	\$130,200.00	\$157,800.00	15.0%	\$0.00	\$764,000.00	\$1,052,000.00	100.0%
2001	\$1,170,000.00	\$117,000.00	\$175,500.00	15.0%	\$0.00	\$877,500.00	\$1,170,000.00	100.0%
2002	\$1,167,000.00	\$116,700.00	\$175,050.00	15.0%	\$0.00	\$875,250.00	\$1,167,000.00	100.0%
2003	\$1,381,576.00	\$142,260.97	\$207,236.40	15.0%	\$0.00	\$1,032,078.63	\$1,381,576.00	100.0%
2004	\$1,491,906.00	\$206,372.85	\$206,372.55	13.8%	\$0.00	\$1,079,160.60	\$1,491,906.00	100.0%
2005	\$1,346,577.00	\$213,401.45	\$196,611.75	14.6%	\$0.00	\$936,563.80	\$1,346,577.00	100.0%
2006	\$1,250,454.00	\$137,623.22	\$184,886.10	14.7%	\$0.00	\$927,944.68	\$1,250,454.00	100.0%
2007	\$1,241,622.00	\$121,500.54	\$546,324.90	44.0%	\$0.00	\$573,796.56	\$1,241,622.00	100.0%
2008	\$1,191,110.00	\$157,939.34	\$0.00	0.0%	\$0.00	\$855,587.76	\$1,013,527.10	85.0%
2009	\$1,318,945.00	\$197,841.75	\$0.00	0.0%	\$0.00	\$1,034,897.15	\$1,232,738.90	93.4%
2010	\$1,311,710.00	\$196,756.50	\$0.00	0.0%	\$0.00	\$1,010,810.87	\$1,207,567.37	92.0%
2011	\$1,154,696.90	\$115,810.70	\$0.00	0.0%	\$0.00	\$832,513.65	\$948,324.35	82.1%
2012	\$671,157.00	\$100,573.35	\$0.00	0.0%	\$0.00	\$470,060.40	\$570,633.75	85.0%
2013	\$580,263.00	\$68,378.50	\$0.00	0.0%	\$0.00	\$402,407.66	\$470,786.16	81.1%
Total	\$22,801,717.96	\$2,769,016.86	\$3,220,531.70	14.1%	\$0.00	\$16,027,866.13	\$22,017,413.68	96.5%

IDIS - PR27

Disbursements

Year	(B) Total Authorization	(C) Disbursed	(D) Returned	(E) Net Disbursed	(F) Disbursed Pending Approval	(G) Total Disbursed	(H) % Disb	(I) Grant Balance
1992	\$750,000.00	\$750,000.00	\$0.00	\$750,000.00	\$0.00	750,000.00	100.0%	\$0.00
1993	\$470,000.00	\$470,000.00	\$0.00	\$470,000.00	\$0.00	470,000.00	100.0%	\$0.00
1994	\$802,000.00	\$802,000.00	\$0.00	\$802,000.00	\$0.00	802,000.00	100.0%	\$0.00
1995	\$868,000.00	\$868,000.00	\$0.00	\$868,000.00	\$0.00	868,000.00	100.0%	\$0.00
1996	\$932,000.00	\$932,000.00	\$0.00	\$932,000.00	\$0.00	932,000.00	100.0%	\$0.00
1997	\$623,701.05	\$623,951.05	(\$250.00)	\$623,701.05	\$0.00	623,701.05	100.0%	\$0.00
1998	\$977,000.00	\$977,000.00	\$0.00	\$977,000.00	\$0.00	977,000.00	100.0%	\$0.00
1999	\$1,050,000.00	\$1,058,457.50	(\$8,457.50)	\$1,050,000.00	\$0.00	1,050,000.00	100.0%	\$0.00
2000	\$1,052,000.00	\$1,052,000.00	\$0.00	\$1,052,000.00	\$0.00	1,052,000.00	100.0%	\$0.00
2001	\$1,170,000.00	\$1,170,000.00	\$0.00	\$1,170,000.00	\$0.00	1,170,000.00	100.0%	\$0.00
2002	\$1,167,000.00	\$1,167,000.00	\$0.00	\$1,167,000.00	\$0.00	1,167,000.00	100.0%	\$0.00
2003	\$1,381,576.00	\$1,381,576.00	\$0.00	\$1,381,576.00	\$0.00	1,381,576.00	100.0%	\$0.00
2004	\$1,491,906.00	\$1,491,906.00	\$0.00	\$1,491,906.00	\$0.00	1,491,906.00	100.0%	\$0.00
2005	\$1,346,577.00	\$1,346,577.00	\$0.00	\$1,346,577.00	\$0.00	1,346,577.00	100.0%	\$0.00
2006	\$1,250,454.00	\$1,250,454.00	\$0.00	\$1,250,454.00	\$0.00	1,250,454.00	100.0%	\$0.00
2007	\$1,241,622.00	\$1,241,622.00	\$0.00	\$1,241,622.00	\$0.00	1,241,622.00	100.0%	\$0.00
2008	\$1,191,110.00	\$1,013,527.10	\$0.00	\$1,013,527.10	\$0.00	1,013,527.10	85.0%	\$177,582.90
2009	\$1,318,945.00	\$535,890.35	\$0.00	\$535,890.35	\$0.00	535,890.35	40.6%	\$783,054.65
2010	\$1,311,710.00	\$172,704.00	(\$17,380.13)	\$155,323.87	\$0.00	155,323.87	11.8%	\$1,156,386.13
2011	\$1,154,696.90	\$115,810.70	(\$3,775.32)	\$112,035.38	\$0.00	112,035.38	9.7%	\$1,042,661.52
2012	\$671,157.00	\$38,566.34	\$0.00	\$38,566.34	\$0.00	38,566.34	5.7%	\$632,590.66
2013	\$580,263.00	\$0.00	\$0.00	\$0.00	\$0.00	0.00	0.0%	\$580,263.00
Total	\$22,801,717.95	\$18,459,042.04	(\$29,862.95)	\$18,429,179.09	\$0.00	18,429,179.09	80.8%	\$4,372,538.86

IDIS - PRZ7

Home Activities Commitments/Disbursements

(A) Fiscal Year	(B) Authorized for Activities	(C) Amount Committed to Activities	(D) % Commt	(E) Disbursed	(F) Returned	(G) Net Disbursed	(H) % Net Disb	(I) Disbursed Pending Approval	(J) Total Disbursed	(K) % Disb
1992	\$712,500.00	\$712,500.00	100.0%	\$712,500.00	\$0.00	\$712,500.00	100.0%	\$0.00	\$712,500.00	100.0%
1993	\$403,000.00	\$403,000.00	100.0%	\$403,000.00	\$0.00	\$403,000.00	100.0%	\$0.00	\$403,000.00	100.0%
1994	\$721,800.00	\$721,800.00	100.0%	\$721,800.00	\$0.00	\$721,800.00	100.0%	\$0.00	\$721,800.00	100.0%
1995	\$781,200.00	\$781,200.00	100.0%	\$781,200.00	\$0.00	\$781,200.00	100.0%	\$0.00	\$781,200.00	100.0%
1996	\$823,800.00	\$823,800.00	100.0%	\$823,800.00	\$0.00	\$823,800.00	100.0%	\$0.00	\$823,800.00	100.0%
1997	\$503,101.05	\$503,101.05	100.0%	\$503,101.05	\$0.00	\$503,101.05	100.0%	\$0.00	\$503,101.05	100.0%
1998	\$850,300.00	\$850,300.00	100.0%	\$850,300.00	\$0.00	\$850,300.00	100.0%	\$0.00	\$850,300.00	100.0%
1999	\$930,343.32	\$930,343.32	100.0%	\$938,800.82	(\$8,457.50)	\$930,343.32	100.0%	\$0.00	\$930,343.32	100.0%
2000	\$921,800.00	\$921,800.00	100.0%	\$921,800.00	\$0.00	\$921,800.00	100.0%	\$0.00	\$921,800.00	100.0%
2001	\$1,053,000.00	\$1,053,000.00	100.0%	\$1,053,000.00	\$0.00	\$1,053,000.00	100.0%	\$0.00	\$1,053,000.00	100.0%
2002	\$1,050,300.00	\$1,050,300.00	100.0%	\$1,050,300.00	\$0.00	\$1,050,300.00	100.0%	\$0.00	\$1,050,300.00	100.0%
2003	\$1,239,315.03	\$1,239,315.03	100.0%	\$1,239,315.03	\$0.00	\$1,239,315.03	100.0%	\$0.00	\$1,239,315.03	100.0%
2004	\$1,285,533.15	\$1,285,533.15	100.0%	\$1,285,533.15	\$0.00	\$1,285,533.15	100.0%	\$0.00	\$1,285,533.15	100.0%
2005	\$1,133,175.55	\$1,133,175.55	100.0%	\$1,133,175.55	\$0.00	\$1,133,175.55	100.0%	\$0.00	\$1,133,175.55	100.0%
2006	\$1,112,830.78	\$1,112,830.78	100.0%	\$1,112,830.78	\$0.00	\$1,112,830.78	100.0%	\$0.00	\$1,112,830.78	100.0%
2007	\$1,120,121.46	\$1,120,121.46	100.0%	\$1,120,121.46	\$0.00	\$1,120,121.46	100.0%	\$0.00	\$1,120,121.46	100.0%
2008	\$1,033,170.66	\$855,587.76	82.8%	\$855,587.76	\$0.00	\$855,587.76	82.8%	\$0.00	\$855,587.76	82.8%
2009	\$1,121,103.25	\$1,034,897.15	92.3%	\$353,546.59	\$0.00	\$353,546.59	31.5%	\$0.00	\$353,546.59	31.5%
2010	\$1,114,953.50	\$1,010,810.87	90.6%	\$0.00	(\$17,380.13)	(\$17,380.13)	(1.5%)	\$0.00	(\$17,380.13)	(1.5%)
2011	\$1,038,886.20	\$832,513.65	80.1%	\$0.00	(\$3,775.32)	(\$3,775.32)	(0.3%)	\$0.00	(\$3,775.32)	(0.3%)
2012	\$570,583.65	\$470,060.40	82.3%	\$0.00	\$0.00	\$0.00	0.0%	\$0.00	\$0.00	0.0%
2013	\$511,884.50	\$402,407.66	78.6%	\$0.00	\$0.00	\$0.00	0.0%	\$0.00	\$0.00	0.0%
Total	\$20,032,702.10	\$19,248,397.83	96.0%	\$15,859,712.19	(\$29,612.95)	\$15,830,099.24	79.0%	\$0.00	\$15,830,099.24	79.0%



IDIS - PR27

Home Activities Commitments/Disbursements

(A) Fiscal Year	(B) Authorized for Activities	(C) Amount Committed to Activities	(D) % Grant	(E) Disbursed	(F) Returned	(G) Net Disbursed	(H) % Net Disb	(I) Disbursed Pending Approval	(J) Total Disbursed	(K) % Disb
1992	\$712,500.00	\$712,500.00	100.0%	\$712,500.00	\$0.00	\$712,500.00	100.0%	\$0.00	\$712,500.00	100.0%
1993	\$403,000.00	\$403,000.00	100.0%	\$403,000.00	\$0.00	\$403,000.00	100.0%	\$0.00	\$403,000.00	100.0%
1994	\$721,800.00	\$721,800.00	100.0%	\$721,800.00	\$0.00	\$721,800.00	100.0%	\$0.00	\$721,800.00	100.0%
1995	\$781,200.00	\$781,200.00	100.0%	\$781,200.00	\$0.00	\$781,200.00	100.0%	\$0.00	\$781,200.00	100.0%
1996	\$823,800.00	\$823,800.00	100.0%	\$823,800.00	\$0.00	\$823,800.00	100.0%	\$0.00	\$823,800.00	100.0%
1997	\$503,101.05	\$503,101.05	100.0%	\$503,101.05	\$0.00	\$503,101.05	100.0%	\$0.00	\$503,101.05	100.0%
1998	\$850,300.00	\$850,300.00	100.0%	\$850,300.00	\$0.00	\$850,300.00	100.0%	\$0.00	\$850,300.00	100.0%
1999	\$930,343.32	\$930,343.32	100.0%	\$938,800.82	(\$8,457.50)	\$930,343.32	100.0%	\$0.00	\$930,343.32	100.0%
2000	\$921,800.00	\$921,800.00	100.0%	\$921,800.00	\$0.00	\$921,800.00	100.0%	\$0.00	\$921,800.00	100.0%
2001	\$1,053,000.00	\$1,053,000.00	100.0%	\$1,053,000.00	\$0.00	\$1,053,000.00	100.0%	\$0.00	\$1,053,000.00	100.0%
2002	\$1,050,300.00	\$1,050,300.00	100.0%	\$1,050,300.00	\$0.00	\$1,050,300.00	100.0%	\$0.00	\$1,050,300.00	100.0%
2003	\$1,239,315.03	\$1,239,315.03	100.0%	\$1,239,315.03	\$0.00	\$1,239,315.03	100.0%	\$0.00	\$1,239,315.03	100.0%
2004	\$1,285,533.15	\$1,285,533.15	100.0%	\$1,285,533.15	\$0.00	\$1,285,533.15	100.0%	\$0.00	\$1,285,533.15	100.0%
2005	\$1,133,175.55	\$1,133,175.55	100.0%	\$1,133,175.55	\$0.00	\$1,133,175.55	100.0%	\$0.00	\$1,133,175.55	100.0%
2006	\$1,112,830.78	\$1,112,830.78	100.0%	\$1,112,830.78	\$0.00	\$1,112,830.78	100.0%	\$0.00	\$1,112,830.78	100.0%
2007	\$1,120,121.46	\$1,120,121.46	100.0%	\$1,120,121.46	\$0.00	\$1,120,121.46	100.0%	\$0.00	\$1,120,121.46	100.0%
2008	\$1,033,170.66	\$855,587.76	82.8%	\$855,587.76	\$0.00	\$855,587.76	82.8%	\$0.00	\$855,587.76	82.8%
2009	\$1,121,103.25	\$1,034,897.15	92.3%	\$353,546.59	\$0.00	\$353,546.59	31.5%	\$0.00	\$353,546.59	31.5%
2010	\$1,114,953.50	\$1,010,810.87	90.6%	\$0.00	(\$17,380.13)	(\$17,380.13)	(1.5%)	\$0.00	(\$17,380.13)	(1.5%)
2011	\$1,038,886.20	\$832,513.65	80.1%	\$0.00	(\$3,775.32)	(\$3,775.32)	(0.3%)	\$0.00	(\$3,775.32)	(0.3%)
2012	\$570,583.65	\$470,060.40	82.3%	\$0.00	\$0.00	\$0.00	0.0%	\$0.00	\$0.00	0.0%
2013	\$511,884.50	\$402,407.66	78.6%	\$0.00	\$0.00	\$0.00	0.0%	\$0.00	\$0.00	0.0%
Total	\$20,032,702.10	\$19,248,397.83	96.0%	\$15,859,712.19	(\$29,612.96)	\$15,830,099.24	79.0%	\$0.00	\$15,830,099.24	79.0%

U.S. Department of Housing and Urban Development
 Office of Community Planning and Development
 Integrated Disbursement and Information System
 Status of HOME Grants
 MOBILE

IDIS - PR27

Disbursements

Year	(B) Total Authorization	(C) Disbursed	(D) Returned	(E) Net Disbursed	(F) Disbursed Pending Approval	(G) Total Disbursed	(H) % Disb	(I) Grant Balance
1992	\$750,000.00	\$750,000.00	\$0.00	\$750,000.00	\$0.00	750,000.00	100.0%	\$0.00
1993	\$470,000.00	\$470,000.00	\$0.00	\$470,000.00	\$0.00	470,000.00	100.0%	\$0.00
1994	\$802,000.00	\$802,000.00	\$0.00	\$802,000.00	\$0.00	802,000.00	100.0%	\$0.00
1995	\$868,000.00	\$868,000.00	\$0.00	\$868,000.00	\$0.00	868,000.00	100.0%	\$0.00
1996	\$932,000.00	\$932,000.00	\$0.00	\$932,000.00	\$0.00	932,000.00	100.0%	\$0.00
1997	\$623,701.05	\$623,951.05	(\$250.00)	\$623,701.05	\$0.00	623,701.05	100.0%	\$0.00
1998	\$977,000.00	\$977,000.00	\$0.00	\$977,000.00	\$0.00	977,000.00	100.0%	\$0.00
1999	\$1,050,000.00	\$1,058,457.50	(\$8,457.50)	\$1,050,000.00	\$0.00	1,050,000.00	100.0%	\$0.00
2000	\$1,052,000.00	\$1,052,000.00	\$0.00	\$1,052,000.00	\$0.00	1,052,000.00	100.0%	\$0.00
2001	\$1,170,000.00	\$1,170,000.00	\$0.00	\$1,170,000.00	\$0.00	1,170,000.00	100.0%	\$0.00
2002	\$1,167,000.00	\$1,167,000.00	\$0.00	\$1,167,000.00	\$0.00	1,167,000.00	100.0%	\$0.00
2003	\$1,381,576.00	\$1,381,576.00	\$0.00	\$1,381,576.00	\$0.00	1,381,576.00	100.0%	\$0.00
2004	\$1,491,906.00	\$1,491,906.00	\$0.00	\$1,491,906.00	\$0.00	1,491,906.00	100.0%	\$0.00
2005	\$1,346,577.00	\$1,346,577.00	\$0.00	\$1,346,577.00	\$0.00	1,346,577.00	100.0%	\$0.00
2006	\$1,250,454.00	\$1,250,454.00	\$0.00	\$1,250,454.00	\$0.00	1,250,454.00	100.0%	\$0.00
2007	\$1,241,622.00	\$1,241,622.00	\$0.00	\$1,241,622.00	\$0.00	1,241,622.00	100.0%	\$0.00
2008	\$1,191,110.00	\$1,013,527.10	\$0.00	\$1,013,527.10	\$0.00	1,013,527.10	85.0%	\$177,582.90
2009	\$1,318,945.00	\$535,890.35	\$0.00	\$535,890.35	\$0.00	535,890.35	40.6%	\$783,054.65
2010	\$1,311,710.00	\$172,704.00	(\$17,380.13)	\$155,323.87	\$0.00	155,323.87	11.8%	\$1,156,386.13
2011	\$1,154,696.90	\$115,810.70	(\$3,775.32)	\$112,035.38	\$0.00	112,035.38	9.7%	\$1,042,661.52
2012	\$671,157.00	\$38,566.34	\$0.00	\$38,566.34	\$0.00	38,566.34	5.7%	\$632,590.66
2013	\$580,263.00	\$0.00	\$0.00	\$0.00	\$0.00	0.00	0.0%	\$580,263.00
Total	\$22,801,717.95	\$18,459,042.04	(\$29,862.95)	\$18,429,179.09	\$0.00	18,429,179.09	80.8%	\$4,372,538.86



MOBESTO

IDIS - PR27

Administrative Funds (AD)

Fiscal Year	Authorized Amount	Amounts Appropriated from PI	Amount Reserved	% Avail Rsvd	Balance to Reserve	Total Disbursed	% Rsvd/Blnd	Available to Disburse
1992	\$75,000.00	\$0.00	\$37,500.00	50.0%	\$0.00	\$37,500.00	100.0%	\$0.00
1993	\$47,000.00	\$0.00	\$47,000.00	100.0%	\$0.00	\$47,000.00	100.0%	\$0.00
1994	\$80,200.00	\$0.00	\$80,200.00	100.0%	\$0.00	\$80,200.00	100.0%	\$0.00
1995	\$86,800.00	\$0.00	\$86,800.00	100.0%	\$0.00	\$86,800.00	100.0%	\$0.00
1996	\$93,200.00	\$0.00	\$93,200.00	100.0%	\$0.00	\$93,200.00	100.0%	\$0.00
1997	\$91,600.00	\$0.00	\$91,600.00	100.0%	\$0.00	\$91,600.00	100.0%	\$0.00
1998	\$97,700.00	\$0.00	\$97,700.00	100.0%	\$0.00	\$97,700.00	100.0%	\$0.00
1999	\$105,000.00	\$591.21	\$105,000.00	99.4%	\$0.00	\$105,000.00	100.0%	\$0.00
2000	\$105,200.00	\$2,458.64	\$105,200.00	97.7%	\$0.00	\$105,200.00	100.0%	\$0.00
2001	\$117,000.00	\$17,404.81	\$117,000.00	87.0%	\$0.00	\$117,000.00	100.0%	\$0.00
2002	\$116,700.00	\$9,085.01	\$116,700.00	92.7%	\$0.00	\$116,700.00	100.0%	\$0.00
2003	\$138,157.60	\$17,488.49	\$73,182.17	47.0%	\$0.00	\$73,182.17	100.0%	\$0.00
2004	\$142,906.80	\$25,453.02	\$137,582.00	81.7%	\$0.00	\$137,582.00	100.0%	\$0.00
2005	\$131,074.50	\$25,657.12	\$147,864.45	94.3%	\$0.00	\$147,864.45	100.0%	\$0.00
2006	\$123,257.40	\$14,365.82	\$137,623.22	100.0%	\$0.00	\$137,623.22	100.0%	\$0.00
2007	\$122,374.20	\$192.28	\$121,500.54	99.1%	\$0.00	\$121,500.54	100.0%	\$0.00
2008	\$118,388.60	\$5,957.90	\$118,388.60	95.2%	\$0.00	\$118,388.60	100.0%	\$0.00
2009	\$131,894.50	\$8,616.93	\$131,894.50	93.8%	\$0.00	\$131,894.50	100.0%	\$0.00
2010	\$131,171.00	\$4,115.13	\$131,171.00	96.9%	\$0.00	\$131,171.00	100.0%	\$0.00
2011	\$115,810.70	\$7,738.87	\$115,810.70	93.7%	\$0.00	\$115,810.70	100.0%	\$0.00
2012	\$67,015.50	\$7,738.87	\$67,015.50	89.6%	\$7,738.87	\$38,566.34	57.5%	\$28,449.16
2013	\$68,378.50	\$7,706.82	\$68,378.50	89.8%	\$7,706.82	\$0.00	0.0%	\$68,378.50
Total	\$2,305,829.30	\$154,570.92	\$2,228,311.18	90.5%	\$15,445.69	\$2,131,483.52	95.6%	\$96,827.66

IDIS - PR27

CHDO Operating Funds (CO)

Fiscal Year	Authorized Amount	Amount Reserved	% Auth Rcvd	Balance to Reserve	Total Disbursed	% Rcvd/Diab	Available to Disburse
1992	\$37,500.00	\$0.00	0.0%	\$37,500.00	\$0.00	0.0%	\$0.00
1993	\$23,500.00	\$20,000.00	85.1%	\$3,500.00	\$20,000.00	100.0%	\$0.00
1994	\$40,100.00	\$0.00	0.0%	\$40,100.00	\$0.00	0.0%	\$0.00
1995	\$0.00	\$0.00	0.0%	\$0.00	\$0.00	0.0%	\$0.00
1996	\$46,600.00	\$15,000.00	32.1%	\$31,600.00	\$15,000.00	100.0%	\$0.00
1997	\$0.00	\$29,000.00	0.0%	(\$29,000.00)	\$29,000.00	100.0%	\$0.00
1998	\$48,850.00	\$29,000.00	59.3%	\$19,850.00	\$29,000.00	100.0%	\$0.00
1999	\$52,500.00	\$14,656.68	27.9%	\$37,843.32	\$14,656.68	100.0%	\$0.00
2000	\$52,600.00	\$25,000.00	47.5%	\$27,600.00	\$25,000.00	100.0%	\$0.00
2001	\$0.00	\$0.00	0.0%	\$0.00	\$0.00	0.0%	\$0.00
2002	\$0.00	\$0.00	0.0%	\$0.00	\$0.00	0.0%	\$0.00
2003	\$69,078.80	\$69,078.80	100.0%	\$0.00	\$69,078.80	100.0%	\$0.00
2004	\$68,790.85	\$68,790.85	100.0%	\$0.00	\$68,790.85	100.0%	\$0.00
2005	\$65,537.25	\$65,537.00	99.9%	\$0.25	\$65,537.00	100.0%	\$0.00
2006	\$0.00	\$0.00	0.0%	\$0.00	\$0.00	0.0%	\$0.00
2007	\$0.00	\$0.00	0.0%	\$0.00	\$0.00	0.0%	\$0.00
2008	\$39,550.74	\$39,550.74	100.0%	\$0.00	\$39,550.74	100.0%	\$0.00
2009	\$65,947.25	\$65,947.25	100.0%	\$0.00	\$50,449.26	76.4%	\$15,497.99
2010	\$65,585.50	\$65,585.50	100.0%	\$0.00	\$41,533.00	63.3%	\$24,052.50
2011	\$0.00	\$0.00	0.0%	\$0.00	\$0.00	0.0%	\$0.00
2012	\$33,557.85	\$33,557.85	100.0%	\$0.00	\$0.00	0.0%	\$33,557.85
2013	\$0.00	\$0.00	0.0%	\$0.00	\$0.00	0.0%	\$0.00
Total	\$709,698.24	\$540,704.67	76.1%	\$168,993.57	\$467,596.33	86.4%	\$73,108.34

IDIS - PR27

CHDO Operating Funds (CO)

Fiscal Year	Authorized Amount	Amount Reserved	% Affili Rsvd	Balance to Reserve	Total Disbursed	% Rsvd Disb	Available to Disburse
1992	\$37,500.00	\$0.00	0.0%	\$37,500.00	\$0.00	0.0%	\$0.00
1993	\$23,500.00	\$20,000.00	85.1%	\$3,500.00	\$20,000.00	100.0%	\$0.00
1994	\$40,100.00	\$0.00	0.0%	\$40,100.00	\$0.00	0.0%	\$0.00
1995	\$0.00	\$0.00	0.0%	\$0.00	\$0.00	0.0%	\$0.00
1996	\$46,600.00	\$15,000.00	32.1%	\$31,600.00	\$15,000.00	100.0%	\$0.00
1997	\$0.00	\$29,000.00	0.0%	(\$29,000.00)	\$29,000.00	100.0%	\$0.00
1998	\$48,850.00	\$29,000.00	59.3%	\$19,850.00	\$29,000.00	100.0%	\$0.00
1999	\$52,500.00	\$14,656.68	27.9%	\$37,843.32	\$14,656.68	100.0%	\$0.00
2000	\$52,600.00	\$25,000.00	47.5%	\$27,600.00	\$25,000.00	100.0%	\$0.00
2001	\$0.00	\$0.00	0.0%	\$0.00	\$0.00	0.0%	\$0.00
2002	\$0.00	\$0.00	0.0%	\$0.00	\$0.00	0.0%	\$0.00
2003	\$69,078.80	\$69,078.80	100.0%	\$0.00	\$69,078.80	100.0%	\$0.00
2004	\$68,790.85	\$68,790.85	100.0%	\$0.00	\$68,790.85	100.0%	\$0.00
2005	\$65,537.25	\$65,537.00	99.9%	\$0.25	\$65,537.00	100.0%	\$0.00
2006	\$0.00	\$0.00	0.0%	\$0.00	\$0.00	0.0%	\$0.00
2007	\$0.00	\$0.00	0.0%	\$0.00	\$0.00	0.0%	\$0.00
2008	\$39,550.74	\$39,550.74	100.0%	\$0.00	\$39,550.74	100.0%	\$0.00
2009	\$65,947.25	\$65,947.25	100.0%	\$0.00	\$50,449.26	76.4%	\$15,497.99
2010	\$65,585.50	\$65,585.50	100.0%	\$0.00	\$41,533.00	63.3%	\$24,052.50
2011	\$0.00	\$0.00	0.0%	\$0.00	\$0.00	0.0%	\$0.00
2012	\$33,557.85	\$33,557.85	100.0%	\$0.00	\$0.00	0.0%	\$33,557.85
2013	\$0.00	\$0.00	0.0%	\$0.00	\$0.00	0.0%	\$0.00
Total	\$709,698.24	\$640,704.67	76.1%	\$168,993.57	\$467,596.33	86.4%	\$73,108.34


U.S. Department of Housing and Urban Development
 Office of Community Planning and Development
 Integrated Disbursement and Information System
 Status of HOME Grants
 MOBILE

IDIS - PR27

Administrative Funds (AD)

Year	Authorized Amount	Amount Authorized from PI	Amount Reserved	% Auth Rsvd	Balance to Reserve	Total Disbursed	% Rsvd Disb	Available to Disburse
1992	\$75,000.00	\$0.00	\$37,500.00	50.0%	\$0.00	\$37,500.00	100.0%	\$0.00
1993	\$47,000.00	\$0.00	\$47,000.00	100.0%	\$0.00	\$47,000.00	100.0%	\$0.00
1994	\$80,200.00	\$0.00	\$80,200.00	100.0%	\$0.00	\$80,200.00	100.0%	\$0.00
1995	\$86,800.00	\$0.00	\$86,800.00	100.0%	\$0.00	\$86,800.00	100.0%	\$0.00
1996	\$93,200.00	\$0.00	\$93,200.00	100.0%	\$0.00	\$93,200.00	100.0%	\$0.00
1997	\$91,600.00	\$0.00	\$91,600.00	100.0%	\$0.00	\$91,600.00	100.0%	\$0.00
1998	\$97,700.00	\$0.00	\$97,700.00	100.0%	\$0.00	\$97,700.00	100.0%	\$0.00
1999	\$105,000.00	\$591.21	\$105,000.00	99.4%	\$0.00	\$105,000.00	100.0%	\$0.00
2000	\$105,200.00	\$2,458.64	\$105,200.00	97.7%	\$0.00	\$105,200.00	100.0%	\$0.00
2001	\$117,000.00	\$17,404.81	\$117,000.00	87.0%	\$0.00	\$117,000.00	100.0%	\$0.00
2002	\$116,700.00	\$9,085.01	\$116,700.00	92.7%	\$0.00	\$116,700.00	100.0%	\$0.00
2003	\$138,157.60	\$17,488.49	\$73,182.17	47.0%	\$0.00	\$73,182.17	100.0%	\$0.00
2004	\$142,906.80	\$25,453.02	\$137,582.00	81.7%	\$0.00	\$137,582.00	100.0%	\$0.00
2005	\$131,074.50	\$25,657.12	\$147,864.45	94.3%	\$0.00	\$147,864.45	100.0%	\$0.00
2006	\$123,257.40	\$14,365.82	\$137,623.22	100.0%	\$0.00	\$137,623.22	100.0%	\$0.00
2007	\$122,374.20	\$192.28	\$121,500.54	99.1%	\$0.00	\$121,500.54	100.0%	\$0.00
2008	\$118,388.60	\$5,957.90	\$118,388.60	95.2%	\$0.00	\$118,388.60	100.0%	\$0.00
2009	\$131,894.50	\$8,616.93	\$131,894.50	93.8%	\$0.00	\$131,894.50	100.0%	\$0.00
2010	\$131,171.00	\$4,115.13	\$131,171.00	96.9%	\$0.00	\$131,171.00	100.0%	\$0.00
2011	\$115,810.70	\$7,738.87	\$115,810.70	93.7%	\$0.00	\$115,810.70	100.0%	\$0.00
2012	\$67,015.50	\$7,738.87	\$67,015.50	89.6%	\$7,738.87	\$38,566.34	57.5%	\$28,449.16
2013	\$68,378.50	\$7,706.82	\$68,378.50	89.8%	\$7,706.82	\$0.00	0.0%	\$68,378.50
Total	\$2,305,829.30	\$154,670.92	\$2,228,311.18	90.5%	\$15,445.69	\$2,131,483.52	95.6%	\$96,827.66

U.S. Department of Housing and Urban Development
 Office of Community Planning and Development
 Integrated Disbursement and Information System
 Status of HOME Grants
 MODESTO



IDIS - PR27

CHDO Funds (CR)

Fiscal Year	CHDO Requirement	Authorized Amount	Amount Reserved to CHDOs	% Req Rvd	Unreserved CHDO Amount	Funds Committed to Activities	% Rvd/ Comtd	Balance to Commit	Total Disbursed	% Disb	Available to Disburse
1992	\$112,500.00	\$112,500.00	\$112,500.00	100.0%	\$0.00	\$112,500.00	100.0%	\$0.00	\$112,500.00	100.0%	\$0.00
1993	\$70,500.00	\$70,500.00	\$70,500.00	100.0%	\$0.00	\$70,500.00	100.0%	\$0.00	\$70,500.00	100.0%	\$0.00
1994	\$120,300.00	\$395,557.99	\$395,557.99	328.8%	\$0.00	\$395,557.99	100.0%	\$0.00	\$395,557.99	100.0%	\$0.00
1995	\$130,200.00	\$171,442.01	\$171,442.01	131.6%	\$0.00	\$171,442.01	100.0%	\$0.00	\$171,442.01	100.0%	\$0.00
1996	\$139,800.00	\$139,800.00	\$139,800.00	100.0%	\$0.00	\$139,800.00	100.0%	\$0.00	\$139,800.00	100.0%	\$0.00
1997	\$137,400.00	\$137,400.00	\$137,400.00	100.0%	\$0.00	\$137,400.00	100.0%	\$0.00	\$137,400.00	100.0%	\$0.00
1998	\$146,550.00	\$178,362.50	\$146,550.00	121.7%	\$0.00	\$146,550.00	100.0%	\$0.00	\$146,550.00	100.0%	\$0.00
1999	\$157,500.00	\$165,187.50	\$157,500.00	104.8%	\$0.00	\$157,500.00	100.0%	\$0.00	\$157,500.00	100.0%	\$0.00
2000	\$157,800.00	\$157,800.00	\$157,800.00	100.0%	\$0.00	\$157,800.00	100.0%	\$0.00	\$157,800.00	100.0%	\$0.00
2001	\$175,500.00	\$175,500.00	\$175,500.00	100.0%	\$0.00	\$175,500.00	100.0%	\$0.00	\$175,500.00	100.0%	\$0.00
2002	\$175,050.00	\$175,050.00	\$175,050.00	100.0%	\$0.00	\$175,050.00	100.0%	\$0.00	\$175,050.00	100.0%	\$0.00
2003	\$207,236.40	\$207,236.40	\$207,236.40	100.0%	\$0.00	\$207,236.40	100.0%	\$0.00	\$207,236.40	100.0%	\$0.00
2004	\$206,372.55	\$206,372.55	\$206,372.55	100.0%	\$0.00	\$206,372.55	100.0%	\$0.00	\$206,372.55	100.0%	\$0.00
2005	\$196,611.75	\$196,611.75	\$196,611.75	100.0%	\$0.00	\$196,611.75	100.0%	\$0.00	\$196,611.75	100.0%	\$0.00
2006	\$184,886.10	\$184,886.10	\$184,886.10	100.0%	\$0.00	\$184,886.10	100.0%	\$0.00	\$184,886.10	100.0%	\$0.00
2007	\$183,561.30	\$546,324.90	\$546,324.90	297.6%	\$0.00	\$546,324.90	100.0%	\$0.00	\$546,324.90	100.0%	\$0.00
2008	\$177,582.90	\$177,582.90	\$0.00	0.0%	\$177,582.90	\$0.00	0.0%	\$0.00	\$0.00	0.0%	\$0.00
2009	\$20,258.85	\$20,258.85	\$0.00	0.0%	\$20,258.85	\$0.00	0.0%	\$0.00	\$0.00	0.0%	\$0.00
2010	\$11,575.80	\$11,575.80	\$0.00	0.0%	\$11,575.80	\$0.00	0.0%	\$0.00	\$0.00	0.0%	\$0.00
2011	\$173,716.05	\$206,372.55	\$0.00	0.0%	\$206,372.55	\$0.00	0.0%	\$0.00	\$0.00	0.0%	\$0.00
2012	\$100,523.25	\$100,523.25	\$0.00	0.0%	\$100,523.25	\$0.00	0.0%	\$0.00	\$0.00	0.0%	\$0.00
2013	\$102,567.75	\$102,567.75	\$0.00	0.0%	\$102,567.75	\$0.00	0.0%	\$0.00	\$0.00	0.0%	\$0.00
Total	\$3,087,992.70	\$3,839,412.80	\$3,181,031.70	104.2%	\$618,981.10	\$3,181,031.70	100.0%	\$0.00	\$3,181,031.70	100.0%	\$0.00



IDIS - PR27

CHDO Loans (CL)

Year	Authorized Amount	Amount Reserved	Amount Committed	% Auth Gmtd	Balance to Commit	Total Disbursed	% Disb	Balance to Disburse
1992	\$0.00	\$0.00	\$0.00	0.0%	\$0.00	\$0.00	0.0%	\$0.00
1993	\$0.00	\$0.00	\$0.00	0.0%	\$0.00	\$0.00	0.0%	\$0.00
1994	\$0.00	\$0.00	\$0.00	0.0%	\$0.00	\$0.00	0.0%	\$0.00
1995	\$0.00	\$0.00	\$0.00	0.0%	\$0.00	\$0.00	0.0%	\$0.00
1996	\$0.00	\$0.00	\$0.00	0.0%	\$0.00	\$0.00	0.0%	\$0.00
1997	\$0.00	\$0.00	\$0.00	0.0%	\$0.00	\$0.00	0.0%	\$0.00
1998	\$31,812.50	\$31,812.50	\$31,812.50	100.0%	\$0.00	\$31,812.50	100.0%	\$0.00
1999	\$7,687.50	\$7,687.50	\$7,687.50	100.0%	\$0.00	\$7,687.50	100.0%	\$0.00
2000	\$0.00	\$0.00	\$0.00	0.0%	\$0.00	\$0.00	0.0%	\$0.00
2001	\$0.00	\$0.00	\$0.00	0.0%	\$0.00	\$0.00	0.0%	\$0.00
2002	\$0.00	\$0.00	\$0.00	0.0%	\$0.00	\$0.00	0.0%	\$0.00
2003	\$0.00	\$0.00	\$0.00	0.0%	\$0.00	\$0.00	0.0%	\$0.00
2004	\$0.00	\$0.00	\$0.00	0.0%	\$0.00	\$0.00	0.0%	\$0.00
2005	\$0.00	\$0.00	\$0.00	0.0%	\$0.00	\$0.00	0.0%	\$0.00
2006	\$0.00	\$0.00	\$0.00	0.0%	\$0.00	\$0.00	0.0%	\$0.00
2007	\$0.00	\$0.00	\$0.00	0.0%	\$0.00	\$0.00	0.0%	\$0.00
2008	\$0.00	\$0.00	\$0.00	0.0%	\$0.00	\$0.00	0.0%	\$0.00
2009	\$0.00	\$0.00	\$0.00	0.0%	\$0.00	\$0.00	0.0%	\$0.00
2010	\$0.00	\$0.00	\$0.00	0.0%	\$0.00	\$0.00	0.0%	\$0.00
2011	\$0.00	\$0.00	\$0.00	0.0%	\$0.00	\$0.00	0.0%	\$0.00
2012	\$0.00	\$0.00	\$0.00	0.0%	\$0.00	\$0.00	0.0%	\$0.00
2013	\$0.00	\$0.00	\$0.00	0.0%	\$0.00	\$0.00	0.0%	\$0.00
Total	\$39,500.00	\$39,500.00	\$39,500.00	100.0%	\$0.00	\$39,500.00	100.0%	\$0.00

IDIS - PR27

CHDO Loans (CL)

Year	Authorized Amount	Amount Reserved	Amount Committed	% Auth Commt	Balance to Commit	Total Disbursed	% Disb	Balance to Disburse
1992	\$0.00	\$0.00	\$0.00	0.0%	\$0.00	\$0.00	0.0%	\$0.00
1993	\$0.00	\$0.00	\$0.00	0.0%	\$0.00	\$0.00	0.0%	\$0.00
1994	\$0.00	\$0.00	\$0.00	0.0%	\$0.00	\$0.00	0.0%	\$0.00
1995	\$0.00	\$0.00	\$0.00	0.0%	\$0.00	\$0.00	0.0%	\$0.00
1996	\$0.00	\$0.00	\$0.00	0.0%	\$0.00	\$0.00	0.0%	\$0.00
1997	\$0.00	\$0.00	\$0.00	0.0%	\$0.00	\$0.00	0.0%	\$0.00
1998	\$31,812.50	\$31,812.50	\$31,812.50	100.0%	\$0.00	\$31,812.50	100.0%	\$0.00
1999	\$7,687.50	\$7,687.50	\$7,687.50	100.0%	\$0.00	\$7,687.50	100.0%	\$0.00
2000	\$0.00	\$0.00	\$0.00	0.0%	\$0.00	\$0.00	0.0%	\$0.00
2001	\$0.00	\$0.00	\$0.00	0.0%	\$0.00	\$0.00	0.0%	\$0.00
2002	\$0.00	\$0.00	\$0.00	0.0%	\$0.00	\$0.00	0.0%	\$0.00
2003	\$0.00	\$0.00	\$0.00	0.0%	\$0.00	\$0.00	0.0%	\$0.00
2004	\$0.00	\$0.00	\$0.00	0.0%	\$0.00	\$0.00	0.0%	\$0.00
2005	\$0.00	\$0.00	\$0.00	0.0%	\$0.00	\$0.00	0.0%	\$0.00
2006	\$0.00	\$0.00	\$0.00	0.0%	\$0.00	\$0.00	0.0%	\$0.00
2007	\$0.00	\$0.00	\$0.00	0.0%	\$0.00	\$0.00	0.0%	\$0.00
2008	\$0.00	\$0.00	\$0.00	0.0%	\$0.00	\$0.00	0.0%	\$0.00
2009	\$0.00	\$0.00	\$0.00	0.0%	\$0.00	\$0.00	0.0%	\$0.00
2010	\$0.00	\$0.00	\$0.00	0.0%	\$0.00	\$0.00	0.0%	\$0.00
2011	\$0.00	\$0.00	\$0.00	0.0%	\$0.00	\$0.00	0.0%	\$0.00
2012	\$0.00	\$0.00	\$0.00	0.0%	\$0.00	\$0.00	0.0%	\$0.00
2013	\$0.00	\$0.00	\$0.00	0.0%	\$0.00	\$0.00	0.0%	\$0.00
Total	\$39,500.00	\$39,500.00	\$39,500.00	100.0%	\$0.00	\$39,500.00	100.0%	\$0.00



IDIS - PR27

CHDO Funds (CR)


Fiscal Year	CHDO Requirement	Authorized Amount	Amount Reserved for CHDOs	% Revd	Unreserved CHDO Amount	Funds Submitted / Activities	% Revd Comtd	Balance to Commit	Total Disbursed	% Disb	Available to Disburse
1992	\$112,500.00	\$112,500.00	\$112,500.00	100.0%	\$0.00	\$112,500.00	100.0%	\$0.00	\$112,500.00	100.0%	\$0.00
1993	\$70,500.00	\$70,500.00	\$70,500.00	100.0%	\$0.00	\$70,500.00	100.0%	\$0.00	\$70,500.00	100.0%	\$0.00
1994	\$120,300.00	\$395,557.99	\$395,557.99	328.8%	\$0.00	\$395,557.99	100.0%	\$0.00	\$395,557.99	100.0%	\$0.00
1995	\$130,200.00	\$171,442.01	\$171,442.01	131.6%	\$0.00	\$171,442.01	100.0%	\$0.00	\$171,442.01	100.0%	\$0.00
1996	\$139,800.00	\$139,800.00	\$139,800.00	100.0%	\$0.00	\$139,800.00	100.0%	\$0.00	\$139,800.00	100.0%	\$0.00
1997	\$137,400.00	\$137,400.00	\$137,400.00	100.0%	\$0.00	\$137,400.00	100.0%	\$0.00	\$137,400.00	100.0%	\$0.00
1998	\$146,550.00	\$178,362.50	\$146,550.00	121.7%	\$0.00	\$146,550.00	100.0%	\$0.00	\$146,550.00	100.0%	\$0.00
1999	\$157,500.00	\$165,187.50	\$157,500.00	104.8%	\$0.00	\$157,500.00	100.0%	\$0.00	\$157,500.00	100.0%	\$0.00
2000	\$157,800.00	\$157,800.00	\$157,800.00	100.0%	\$0.00	\$157,800.00	100.0%	\$0.00	\$157,800.00	100.0%	\$0.00
2001	\$175,500.00	\$175,500.00	\$175,500.00	100.0%	\$0.00	\$175,500.00	100.0%	\$0.00	\$175,500.00	100.0%	\$0.00
2002	\$175,050.00	\$175,050.00	\$175,050.00	100.0%	\$0.00	\$175,050.00	100.0%	\$0.00	\$175,050.00	100.0%	\$0.00
2003	\$207,236.40	\$207,236.40	\$207,236.40	100.0%	\$0.00	\$207,236.40	100.0%	\$0.00	\$207,236.40	100.0%	\$0.00
2004	\$206,372.55	\$206,372.55	\$206,372.55	100.0%	\$0.00	\$206,372.55	100.0%	\$0.00	\$206,372.55	100.0%	\$0.00
2005	\$196,611.75	\$196,611.75	\$196,611.75	100.0%	\$0.00	\$196,611.75	100.0%	\$0.00	\$196,611.75	100.0%	\$0.00
2006	\$184,886.10	\$184,886.10	\$184,886.10	100.0%	\$0.00	\$184,886.10	100.0%	\$0.00	\$184,886.10	100.0%	\$0.00
2007	\$183,561.30	\$546,324.90	\$546,324.90	297.6%	\$0.00	\$546,324.90	100.0%	\$0.00	\$546,324.90	100.0%	\$0.00
2008	\$177,582.90	\$177,582.90	\$0.00	0.0%	\$177,582.90	\$0.00	0.0%	\$0.00	\$0.00	0.0%	\$0.00
2009	\$20,258.85	\$20,258.85	\$0.00	0.0%	\$20,258.85	\$0.00	0.0%	\$0.00	\$0.00	0.0%	\$0.00
2010	\$11,575.80	\$11,575.80	\$0.00	0.0%	\$11,575.80	\$0.00	0.0%	\$0.00	\$0.00	0.0%	\$0.00
2011	\$173,716.05	\$206,372.55	\$0.00	0.0%	\$206,372.55	\$0.00	0.0%	\$0.00	\$0.00	0.0%	\$0.00
2012	\$100,523.25	\$100,523.25	\$0.00	0.0%	\$100,523.25	\$0.00	0.0%	\$0.00	\$0.00	0.0%	\$0.00
2013	\$102,567.75	\$102,567.75	\$0.00	0.0%	\$102,567.75	\$0.00	0.0%	\$0.00	\$0.00	0.0%	\$0.00
Total	\$3,087,982.70	\$3,839,412.80	\$3,181,031.70	104.2%	\$618,881.10	\$3,181,031.70	100.0%	\$0.00	\$3,181,031.70	100.0%	\$0.00



IDIS - PR27

CHDO Capacity (CC)

Fiscal Year	Authorized Amount	Amount Reserved	Amount Committed	% Avail Gmtd	Balance to Commit	Total Disbursed	% Disb	Balance to Disburse
1992	\$0.00	\$0.00	\$0.00	0.0%	\$0.00	\$0.00	0.0%	\$0.00
1993	\$0.00	\$0.00	\$0.00	0.0%	\$0.00	\$0.00	0.0%	\$0.00
1994	\$0.00	\$0.00	\$0.00	0.0%	\$0.00	\$0.00	0.0%	\$0.00
1995	\$0.00	\$0.00	\$0.00	0.0%	\$0.00	\$0.00	0.0%	\$0.00
1996	\$0.00	\$0.00	\$0.00	0.0%	\$0.00	\$0.00	0.0%	\$0.00
1997	\$0.00	\$0.00	\$0.00	0.0%	\$0.00	\$0.00	0.0%	\$0.00
1998	\$0.00	\$0.00	\$0.00	0.0%	\$0.00	\$0.00	0.0%	\$0.00
1999	\$0.00	\$0.00	\$0.00	0.0%	\$0.00	\$0.00	0.0%	\$0.00
2000	\$0.00	\$0.00	\$0.00	0.0%	\$0.00	\$0.00	0.0%	\$0.00
2001	\$0.00	\$0.00	\$0.00	0.0%	\$0.00	\$0.00	0.0%	\$0.00
2002	\$0.00	\$0.00	\$0.00	0.0%	\$0.00	\$0.00	0.0%	\$0.00
2003	\$0.00	\$0.00	\$0.00	0.0%	\$0.00	\$0.00	0.0%	\$0.00
2004	\$0.00	\$0.00	\$0.00	0.0%	\$0.00	\$0.00	0.0%	\$0.00
2005	\$0.00	\$0.00	\$0.00	0.0%	\$0.00	\$0.00	0.0%	\$0.00
2006	\$0.00	\$0.00	\$0.00	0.0%	\$0.00	\$0.00	0.0%	\$0.00
2007	\$0.00	\$0.00	\$0.00	0.0%	\$0.00	\$0.00	0.0%	\$0.00
2008	\$0.00	\$0.00	\$0.00	0.0%	\$0.00	\$0.00	0.0%	\$0.00
2009	\$0.00	\$0.00	\$0.00	0.0%	\$0.00	\$0.00	0.0%	\$0.00
2010	\$0.00	\$0.00	\$0.00	0.0%	\$0.00	\$0.00	0.0%	\$0.00
2011	\$0.00	\$0.00	\$0.00	0.0%	\$0.00	\$0.00	0.0%	\$0.00
2012	\$0.00	\$0.00	\$0.00	0.0%	\$0.00	\$0.00	0.0%	\$0.00
2013	\$0.00	\$0.00	\$0.00	0.0%	\$0.00	\$0.00	0.0%	\$0.00
Total	\$0.00	\$0.00	\$0.00	0.0%	\$0.00	\$0.00	0.0%	\$0.00



IDIS - PR27

Reservations to State Recipients and Sub-recipients (SU)

Fiscal Year	Amount Reserved to Other Entities	Amount Committed	% Fund Commt	Balance to Commit	Total Disbursed	% Disb	Available to Disburse
1992	\$0.00	\$0.00	0.0%	\$0.00	\$0.00	0.0%	\$0.00
1993	\$0.00	\$0.00	0.0%	\$0.00	\$0.00	0.0%	\$0.00
1994	\$0.00	\$0.00	0.0%	\$0.00	\$0.00	0.0%	\$0.00
1995	\$0.00	\$0.00	0.0%	\$0.00	\$0.00	0.0%	\$0.00
1996	\$0.00	\$0.00	0.0%	\$0.00	\$0.00	0.0%	\$0.00
1997	\$0.00	\$0.00	0.0%	\$0.00	\$0.00	0.0%	\$0.00
1998	\$0.00	\$0.00	0.0%	\$0.00	\$0.00	0.0%	\$0.00
1999	\$0.00	\$0.00	0.0%	\$0.00	\$0.00	0.0%	\$0.00
2000	\$0.00	\$0.00	0.0%	\$0.00	\$0.00	0.0%	\$0.00
2001	\$0.00	\$0.00	0.0%	\$0.00	\$0.00	0.0%	\$0.00
2002	\$0.00	\$0.00	0.0%	\$0.00	\$0.00	0.0%	\$0.00
2003	\$0.00	\$0.00	0.0%	\$0.00	\$0.00	0.0%	\$0.00
2004	\$0.00	\$0.00	0.0%	\$0.00	\$0.00	0.0%	\$0.00
2005	\$0.00	\$0.00	0.0%	\$0.00	\$0.00	0.0%	\$0.00
2006	\$0.00	\$0.00	0.0%	\$0.00	\$0.00	0.0%	\$0.00
2007	\$0.00	\$0.00	0.0%	\$0.00	\$0.00	0.0%	\$0.00
2008	\$0.00	\$0.00	0.0%	\$0.00	\$0.00	0.0%	\$0.00
2009	\$0.00	\$0.00	0.0%	\$0.00	\$0.00	0.0%	\$0.00
2010	\$0.00	\$0.00	0.0%	\$0.00	\$0.00	0.0%	\$0.00
2011	\$0.00	\$0.00	0.0%	\$0.00	\$0.00	0.0%	\$0.00
2012	\$0.00	\$0.00	0.0%	\$0.00	\$0.00	0.0%	\$0.00
2013	\$0.00	\$0.00	0.0%	\$0.00	\$0.00	0.0%	\$0.00
Total	\$0.00	\$0.00	0.0%	\$0.00	\$0.00	0.0%	\$0.00

IDIS - PR27

Reservations to State Recipients and Sub-recipients (SU)

Fiscal Year	Amount Reserved to Other Entities	Amount Committed	% Paid Commt.	Balance to Commit	Total Disbursed	% Disb	Available to Disburse
1992	\$0.00	\$0.00	0.0%	\$0.00	\$0.00	0.0%	\$0.00
1993	\$0.00	\$0.00	0.0%	\$0.00	\$0.00	0.0%	\$0.00
1994	\$0.00	\$0.00	0.0%	\$0.00	\$0.00	0.0%	\$0.00
1995	\$0.00	\$0.00	0.0%	\$0.00	\$0.00	0.0%	\$0.00
1996	\$0.00	\$0.00	0.0%	\$0.00	\$0.00	0.0%	\$0.00
1997	\$0.00	\$0.00	0.0%	\$0.00	\$0.00	0.0%	\$0.00
1998	\$0.00	\$0.00	0.0%	\$0.00	\$0.00	0.0%	\$0.00
1999	\$0.00	\$0.00	0.0%	\$0.00	\$0.00	0.0%	\$0.00
2000	\$0.00	\$0.00	0.0%	\$0.00	\$0.00	0.0%	\$0.00
2001	\$0.00	\$0.00	0.0%	\$0.00	\$0.00	0.0%	\$0.00
2002	\$0.00	\$0.00	0.0%	\$0.00	\$0.00	0.0%	\$0.00
2003	\$0.00	\$0.00	0.0%	\$0.00	\$0.00	0.0%	\$0.00
2004	\$0.00	\$0.00	0.0%	\$0.00	\$0.00	0.0%	\$0.00
2005	\$0.00	\$0.00	0.0%	\$0.00	\$0.00	0.0%	\$0.00
2006	\$0.00	\$0.00	0.0%	\$0.00	\$0.00	0.0%	\$0.00
2007	\$0.00	\$0.00	0.0%	\$0.00	\$0.00	0.0%	\$0.00
2008	\$0.00	\$0.00	0.0%	\$0.00	\$0.00	0.0%	\$0.00
2009	\$0.00	\$0.00	0.0%	\$0.00	\$0.00	0.0%	\$0.00
2010	\$0.00	\$0.00	0.0%	\$0.00	\$0.00	0.0%	\$0.00
2011	\$0.00	\$0.00	0.0%	\$0.00	\$0.00	0.0%	\$0.00
2012	\$0.00	\$0.00	0.0%	\$0.00	\$0.00	0.0%	\$0.00
2013	\$0.00	\$0.00	0.0%	\$0.00	\$0.00	0.0%	\$0.00
Total	\$0.00	\$0.00	0.0%	\$0.00	\$0.00	0.0%	\$0.00

U.S. Department of Housing and Urban Development
 Office of Community Planning and Development
 Integrated Disbursement and Information System
 Status of HOME Grants
 MICHIGAN

IDIS - PR27

CHDO Capacity (CC)


Fiscal Year	Authorized Amount	Amount Reserved	Amount Committed	% Audit Cmt	Balance to Commit	Total Disbursed	% Disb	Balance to Disburse
1992	\$0.00	\$0.00	\$0.00	0.0%	\$0.00	\$0.00	0.0%	\$0.00
1993	\$0.00	\$0.00	\$0.00	0.0%	\$0.00	\$0.00	0.0%	\$0.00
1994	\$0.00	\$0.00	\$0.00	0.0%	\$0.00	\$0.00	0.0%	\$0.00
1995	\$0.00	\$0.00	\$0.00	0.0%	\$0.00	\$0.00	0.0%	\$0.00
1996	\$0.00	\$0.00	\$0.00	0.0%	\$0.00	\$0.00	0.0%	\$0.00
1997	\$0.00	\$0.00	\$0.00	0.0%	\$0.00	\$0.00	0.0%	\$0.00
1998	\$0.00	\$0.00	\$0.00	0.0%	\$0.00	\$0.00	0.0%	\$0.00
1999	\$0.00	\$0.00	\$0.00	0.0%	\$0.00	\$0.00	0.0%	\$0.00
2000	\$0.00	\$0.00	\$0.00	0.0%	\$0.00	\$0.00	0.0%	\$0.00
2001	\$0.00	\$0.00	\$0.00	0.0%	\$0.00	\$0.00	0.0%	\$0.00
2002	\$0.00	\$0.00	\$0.00	0.0%	\$0.00	\$0.00	0.0%	\$0.00
2003	\$0.00	\$0.00	\$0.00	0.0%	\$0.00	\$0.00	0.0%	\$0.00
2004	\$0.00	\$0.00	\$0.00	0.0%	\$0.00	\$0.00	0.0%	\$0.00
2005	\$0.00	\$0.00	\$0.00	0.0%	\$0.00	\$0.00	0.0%	\$0.00
2006	\$0.00	\$0.00	\$0.00	0.0%	\$0.00	\$0.00	0.0%	\$0.00
2007	\$0.00	\$0.00	\$0.00	0.0%	\$0.00	\$0.00	0.0%	\$0.00
2008	\$0.00	\$0.00	\$0.00	0.0%	\$0.00	\$0.00	0.0%	\$0.00
2009	\$0.00	\$0.00	\$0.00	0.0%	\$0.00	\$0.00	0.0%	\$0.00
2010	\$0.00	\$0.00	\$0.00	0.0%	\$0.00	\$0.00	0.0%	\$0.00
2011	\$0.00	\$0.00	\$0.00	0.0%	\$0.00	\$0.00	0.0%	\$0.00
2012	\$0.00	\$0.00	\$0.00	0.0%	\$0.00	\$0.00	0.0%	\$0.00
2013	\$0.00	\$0.00	\$0.00	0.0%	\$0.00	\$0.00	0.0%	\$0.00
Total	\$0.00	\$0.00	\$0.00	0.0%	\$0.00	\$0.00	0.0%	\$0.00

U.S. Department of Housing and Urban Development
 Office of Community Planning and Development
 Integrated Disbursement and Information System
 Status of HOME Grants
 MODERNO

IDIS - PR27

Total Program Funds

(A) Fiscal Year	(B) Total Authorization	(C) Program Income Amount	(D) Committed Amount	(E) Net Disbursed for Activities	(F) Net Disbursed for Admin/OP	(G) Net Disbursed	(H) Disbursed Pending Approval	(I) Total Disbursed	(J) Available to Disburse
1992	\$750,000.00	\$0.00	\$712,500.00	\$712,500.00	\$37,500.00	\$750,000.00	\$0.00	\$750,000.00	\$0.00
1993	\$470,000.00	\$0.00	\$403,000.00	\$403,000.00	\$67,000.00	\$470,000.00	\$0.00	\$470,000.00	\$0.00
1994	\$802,000.00	\$0.00	\$721,800.00	\$721,800.00	\$80,200.00	\$802,000.00	\$0.00	\$802,000.00	\$0.00
1995	\$868,000.00	\$0.00	\$781,200.00	\$781,200.00	\$86,800.00	\$868,000.00	\$0.00	\$868,000.00	\$0.00
1996	\$932,000.00	\$0.00	\$823,800.00	\$823,800.00	\$108,200.00	\$932,000.00	\$0.00	\$932,000.00	\$0.00
1997	\$623,701.05	\$0.00	\$503,101.05	\$503,101.05	\$120,600.00	\$623,701.05	\$0.00	\$623,701.05	\$0.00
1998	\$977,000.00	\$0.00	\$850,300.00	\$850,300.00	\$126,700.00	\$977,000.00	\$0.00	\$977,000.00	\$0.00
1999	\$1,050,000.00	\$5,912.17	\$936,255.49	\$936,255.49	\$119,656.68	\$1,055,912.17	\$0.00	\$1,055,912.17	\$0.00
2000	\$1,052,000.00	\$24,586.40	\$946,386.40	\$946,386.40	\$130,200.00	\$1,076,586.40	\$0.00	\$1,076,586.40	\$0.00
2001	\$1,170,000.00	\$174,048.18	\$1,227,048.18	\$1,227,048.18	\$117,000.00	\$1,344,048.18	\$0.00	\$1,344,048.18	\$0.00
2002	\$1,167,000.00	\$90,850.19	\$1,141,150.19	\$1,141,150.19	\$116,700.00	\$1,257,850.19	\$0.00	\$1,257,850.19	\$0.00
2003	\$1,381,576.00	\$174,884.93	\$1,414,199.96	\$1,414,199.96	\$142,260.97	\$1,556,460.93	\$0.00	\$1,556,460.93	\$0.00
2004	\$1,491,906.00	\$254,530.24	\$1,540,063.39	\$1,540,063.39	\$206,372.85	\$1,746,436.24	\$0.00	\$1,746,436.24	\$0.00
2005	\$1,346,577.00	\$256,571.26	\$1,389,746.81	\$1,389,746.81	\$213,401.45	\$1,603,148.26	\$0.00	\$1,603,148.26	\$0.00
2006	\$1,250,454.00	\$143,658.24	\$1,256,489.02	\$1,256,489.02	\$137,623.22	\$1,394,112.24	\$0.00	\$1,394,112.24	\$0.00
2007	\$1,241,622.00	\$1,922.82	\$1,122,044.28	\$1,122,044.28	\$121,500.54	\$1,243,544.82	\$0.00	\$1,243,544.82	\$0.00
2008	\$1,191,110.00	\$59,579.09	\$915,166.85	\$915,166.85	\$157,939.34	\$1,073,106.19	\$0.00	\$1,073,106.19	\$177,582.90
2009	\$1,318,945.00	\$86,169.32	\$1,121,066.47	\$1,121,066.47	\$182,343.76	\$622,059.67	\$0.00	\$622,059.67	\$783,054.65
2010	\$1,311,710.00	\$41,151.37	\$1,051,962.24	\$1,051,962.24	\$23,771.24	\$196,475.24	\$0.00	\$196,475.24	\$1,156,386.13
2011	\$1,154,696.90	\$77,388.76	\$909,902.41	\$909,902.41	\$73,613.44	\$189,424.14	\$0.00	\$189,424.14	\$1,042,661.52
2012	\$671,157.00	\$77,388.76	\$547,449.16	\$547,449.16	\$77,388.76	\$115,955.10	\$0.00	\$115,955.10	\$632,590.66
2013	\$580,263.00	\$77,068.29	\$479,475.95	\$479,475.95	\$6,276.26	\$8,276.26	\$0.00	\$8,276.26	\$649,055.03
Total	\$22,801,717.95	\$1,545,710.02	\$20,794,107.85	\$17,307,017.23	\$2,599,079.85	\$19,906,097.08	\$0.00	\$19,906,097.08	\$4,441,330.89



IDIS - PR27

Total Program Percent

(A) Fiscal Year	(B) Total Authorization	(C) Program Income Amount	(D) % Committed for Activities	(E) % Disb. for Activities	(F) % Disb. for Admin/OP	(G) % Net Disbursed	(H) % Disbursed Pending Approval	(I) % Total Disbursed	(J) % Available to Disburse
1992	\$750,000.00	\$0.00	95.0%	95.0%	5.0%	100.0%	0.0%	100.0%	0.0%
1993	\$470,000.00	\$0.00	85.7%	85.7%	14.2%	100.0%	0.0%	100.0%	0.0%
1994	\$802,000.00	\$0.00	90.0%	90.0%	10.0%	100.0%	0.0%	100.0%	0.0%
1995	\$868,000.00	\$0.00	90.0%	90.0%	10.0%	100.0%	0.0%	100.0%	0.0%
1996	\$932,000.00	\$0.00	88.3%	88.3%	11.6%	100.0%	0.0%	100.0%	0.0%
1997	\$623,701.05	\$0.00	80.6%	80.6%	19.3%	100.0%	0.0%	100.0%	0.0%
1998	\$977,000.00	\$0.00	87.0%	87.0%	12.9%	100.0%	0.0%	100.0%	0.0%
1999	\$1,050,000.00	\$5,912.17	89.1%	88.6%	11.3%	100.0%	0.0%	100.0%	0.0%
2000	\$1,052,000.00	\$24,586.40	89.9%	87.9%	12.0%	100.0%	0.0%	100.0%	0.0%
2001	\$1,170,000.00	\$174,048.18	104.8%	91.2%	8.7%	100.0%	0.0%	100.0%	0.0%
2002	\$1,167,000.00	\$90,850.19	97.7%	90.7%	9.2%	100.0%	0.0%	100.0%	0.0%
2003	\$1,381,576.00	\$174,884.93	102.3%	90.8%	9.1%	100.0%	0.0%	100.0%	0.0%
2004	\$1,491,906.00	\$294,530.24	103.2%	88.1%	11.8%	100.0%	0.0%	100.0%	0.0%
2005	\$1,346,577.00	\$256,571.26	103.2%	86.6%	13.3%	100.0%	0.0%	100.0%	0.0%
2006	\$1,250,454.00	\$143,658.24	100.4%	90.1%	9.8%	100.0%	0.0%	100.0%	0.0%
2007	\$1,241,622.00	\$1,922.82	90.3%	90.2%	9.7%	100.0%	0.0%	100.0%	0.0%
2008	\$1,191,110.00	\$59,579.09	76.8%	73.1%	12.6%	85.8%	0.0%	85.8%	14.1%
2009	\$1,318,945.00	\$86,169.32	84.9%	31.2%	12.9%	44.2%	0.0%	44.2%	55.7%
2010	\$1,311,710.00	\$41,151.37	80.1%	1.7%	12.7%	14.5%	0.0%	14.5%	85.4%
2011	\$1,154,696.90	\$77,388.76	78.8%	5.9%	9.3%	15.3%	0.0%	15.3%	84.6%
2012	\$671,157.00	\$77,388.76	81.5%	10.3%	5.1%	15.4%	0.0%	15.4%	84.5%
2013	\$580,263.00	\$77,068.29	82.6%	1.2%	0.0%	1.2%	0.0%	1.2%	98.7%
Total	\$22,801,717.96	\$1,646,710.02	91.1%	71.0%	10.6%	81.7%	0.0%	81.7%	18.2%

U.S. Department of Housing and Urban Development
 Office of Community Planning and Development
 Integrated Disbursement and Information System
 Status of HOME Grants
MODESTO

IDIS - PR27

Total Program Percent

(A) Fiscal Year	(B) Total Authorization	(E) Program Income Amount	(D) % Expended for Activities	(E) % Disb for Activities	(F) % Disb for Admin/OP	(G) % Not Disbursed	(H) % Disbursed Pending Approval	(I) % Total Disbursed	(J) % Available to Disburse
1992	\$750,000.00	\$0.00	95.0%	95.0%	5.0%	100.0%	0.0%	100.0%	0.0%
1993	\$470,000.00	\$0.00	85.7%	85.7%	14.2%	100.0%	0.0%	100.0%	0.0%
1994	\$802,000.00	\$0.00	90.0%	90.0%	10.0%	100.0%	0.0%	100.0%	0.0%
1995	\$868,000.00	\$0.00	90.0%	90.0%	10.0%	100.0%	0.0%	100.0%	0.0%
1996	\$932,000.00	\$0.00	88.3%	88.3%	11.6%	100.0%	0.0%	100.0%	0.0%
1997	\$623,701.05	\$0.00	80.6%	80.6%	19.3%	100.0%	0.0%	100.0%	0.0%
1998	\$977,000.00	\$0.00	87.0%	87.0%	12.9%	100.0%	0.0%	100.0%	0.0%
1999	\$1,050,000.00	\$5,912.17	89.1%	88.6%	11.3%	100.0%	0.0%	100.0%	0.0%
2000	\$1,052,000.00	\$24,586.40	89.9%	87.9%	12.0%	100.0%	0.0%	100.0%	0.0%
2001	\$1,170,000.00	\$174,048.18	104.8%	91.2%	8.7%	100.0%	0.0%	100.0%	0.0%
2002	\$1,167,000.00	\$90,850.19	97.7%	90.7%	9.2%	100.0%	0.0%	100.0%	0.0%
2003	\$1,381,576.00	\$174,884.93	102.3%	90.8%	9.1%	100.0%	0.0%	100.0%	0.0%
2004	\$1,491,906.00	\$254,530.24	103.2%	88.1%	11.8%	100.0%	0.0%	100.0%	0.0%
2005	\$1,346,577.00	\$256,571.26	103.2%	86.6%	13.3%	100.0%	0.0%	100.0%	0.0%
2006	\$1,250,454.00	\$143,658.24	100.4%	90.1%	9.8%	100.0%	0.0%	100.0%	0.0%
2007	\$1,241,622.00	\$1,922.82	90.3%	90.2%	9.7%	100.0%	0.0%	100.0%	0.0%
2008	\$1,191,110.00	\$59,579.09	76.8%	73.1%	12.6%	85.8%	0.0%	85.8%	14.1%
2009	\$1,318,945.00	\$86,169.32	84.9%	31.2%	12.9%	44.2%	0.0%	44.2%	55.7%
2010	\$1,311,710.00	\$41,151.37	80.1%	1.7%	12.7%	14.5%	0.0%	14.5%	85.4%
2011	\$1,154,696.90	\$77,388.76	78.8%	5.9%	9.3%	15.3%	0.0%	15.3%	84.6%
2012	\$671,157.00	\$77,388.76	81.5%	10.3%	5.1%	15.4%	0.0%	15.4%	84.5%
2013	\$580,263.00	\$77,068.29	82.6%	1.2%	0.0%	1.2%	0.0%	1.2%	98.7%
Total	\$22,801,717.95	\$1,645,710.02	91.1%	71.0%	10.6%	81.7%	0.0%	81.7%	18.2%

IDIS - PR27

Total Program Funds

(A) Fiscal Year	(B) Total Authorization	(C) Program Income Amount	(D) Committed Amount	(E) Net Disbursed for Activities	(F) Net Disbursed for Admin/OP	(G) Net Disbursed	(H) Disbursed Pending Approval	(I) Total Disbursed	(J) Available to Disburse
1992	\$750,000.00	\$0.00	\$712,500.00	\$712,500.00	\$37,500.00	\$750,000.00	\$0.00	\$750,000.00	\$0.00
1993	\$470,000.00	\$0.00	\$403,000.00	\$403,000.00	\$67,000.00	\$470,000.00	\$0.00	\$470,000.00	\$0.00
1994	\$802,000.00	\$0.00	\$721,800.00	\$721,800.00	\$80,200.00	\$802,000.00	\$0.00	\$802,000.00	\$0.00
1995	\$868,000.00	\$0.00	\$781,200.00	\$781,200.00	\$86,800.00	\$868,000.00	\$0.00	\$868,000.00	\$0.00
1996	\$932,000.00	\$0.00	\$823,800.00	\$823,800.00	\$108,200.00	\$932,000.00	\$0.00	\$932,000.00	\$0.00
1997	\$623,701.05	\$0.00	\$503,101.05	\$503,101.05	\$120,600.00	\$623,701.05	\$0.00	\$623,701.05	\$0.00
1998	\$977,000.00	\$0.00	\$850,300.00	\$850,300.00	\$126,700.00	\$977,000.00	\$0.00	\$977,000.00	\$0.00
1999	\$1,050,000.00	\$5,912.17	\$936,255.49	\$936,255.49	\$119,656.68	\$1,055,912.17	\$0.00	\$1,055,912.17	\$0.00
2000	\$1,052,000.00	\$24,586.40	\$946,386.40	\$946,386.40	\$130,200.00	\$1,076,586.40	\$0.00	\$1,076,586.40	\$0.00
2001	\$1,170,000.00	\$174,048.18	\$1,227,048.18	\$1,227,048.18	\$117,000.00	\$1,344,048.18	\$0.00	\$1,344,048.18	\$0.00
2002	\$1,167,000.00	\$90,850.19	\$1,141,150.19	\$1,141,150.19	\$116,700.00	\$1,257,850.19	\$0.00	\$1,257,850.19	\$0.00
2003	\$1,381,576.00	\$174,884.93	\$1,414,199.96	\$1,414,199.96	\$142,260.97	\$1,556,460.93	\$0.00	\$1,556,460.93	\$0.00
2004	\$1,491,906.00	\$254,530.24	\$1,540,063.39	\$1,540,063.39	\$206,372.85	\$1,746,436.24	\$0.00	\$1,746,436.24	\$0.00
2005	\$1,346,577.00	\$256,571.26	\$1,389,746.81	\$1,389,746.81	\$213,401.45	\$1,603,148.26	\$0.00	\$1,603,148.26	\$0.00
2006	\$1,250,454.00	\$143,658.24	\$1,256,489.02	\$1,256,489.02	\$137,623.22	\$1,394,112.24	\$0.00	\$1,394,112.24	\$0.00
2007	\$1,241,622.00	\$1,922.82	\$1,122,044.28	\$1,122,044.28	\$121,500.54	\$1,243,544.82	\$0.00	\$1,243,544.82	\$0.00
2008	\$1,191,110.00	\$59,579.09	\$915,166.85	\$915,166.85	\$157,939.34	\$1,073,106.19	\$0.00	\$1,073,106.19	\$177,562.90
2009	\$1,318,945.00	\$86,169.32	\$1,121,066.47	\$439,715.91	\$182,343.76	\$622,059.67	\$0.00	\$622,059.67	\$783,054.65
2010	\$1,311,710.00	\$41,151.37	\$1,051,962.24	\$23,771.24	\$172,704.00	\$196,475.24	\$0.00	\$196,475.24	\$1,156,386.13
2011	\$1,154,696.90	\$77,388.76	\$909,902.41	\$73,613.44	\$115,810.70	\$189,424.14	\$0.00	\$189,424.14	\$1,042,661.52
2012	\$671,157.00	\$77,388.76	\$547,449.16	\$77,388.76	\$38,566.34	\$115,955.10	\$0.00	\$115,955.10	\$632,590.66
2013	\$580,263.00	\$77,068.29	\$479,475.95	\$8,276.26	\$0.00	\$8,276.26	\$0.00	\$8,276.26	\$649,055.03
Total	\$22,801,717.95	\$1,546,710.02	\$20,794,107.85	\$17,307,017.23	\$2,599,079.85	\$19,906,097.08	\$0.00	\$19,906,097.08	\$4,441,330.89



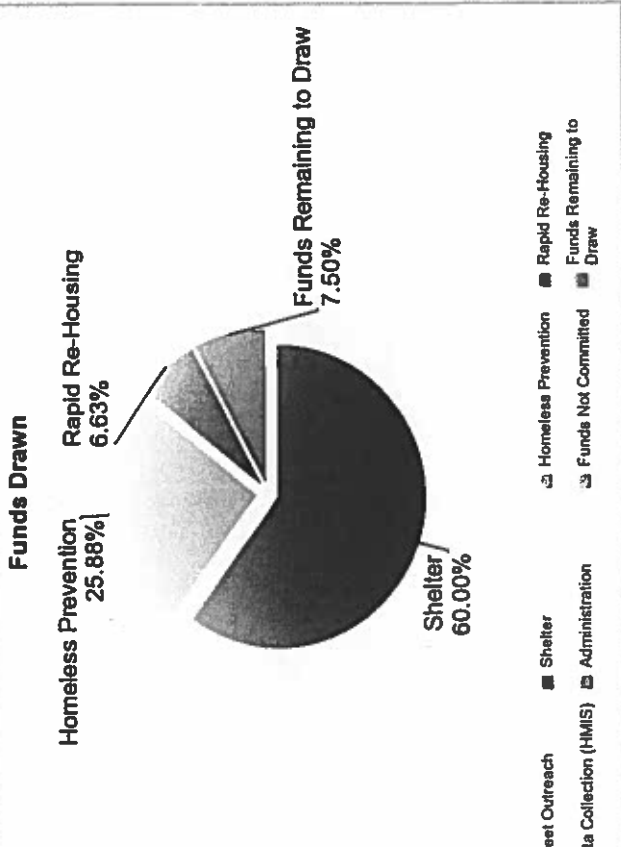
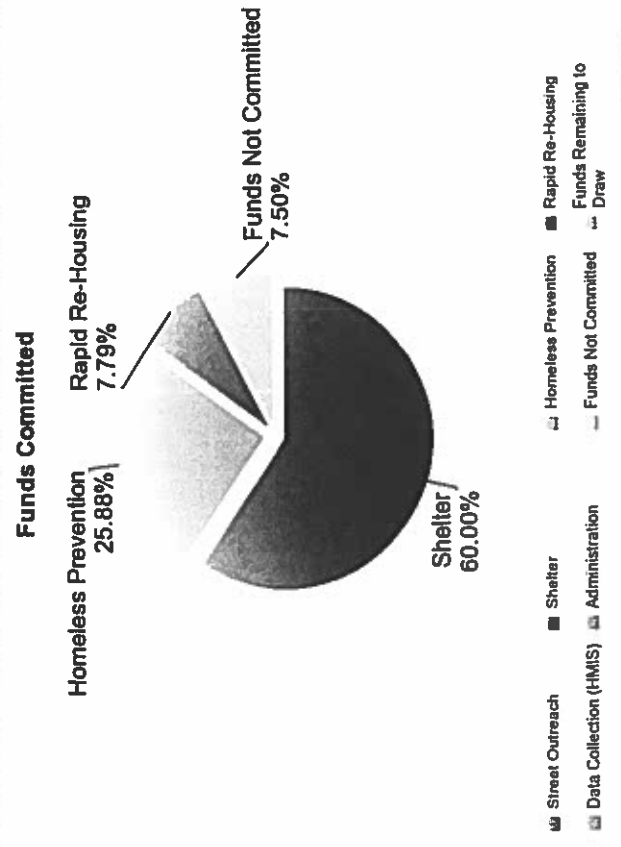
PR91 - ESG Financial Summary
 MODESTO, CA
 2012

ESG Program Level Summary

Grant Number	Total Grant Amount	Total Funds Committed	Total Funds Available to Commit	% of Grant Funds Not Committed	Grant Funds Drawn	% of Grant Funds Drawn	Available to Draw	% Remaining to Draw
E12MC060002	\$182,643.00	\$188,944.77	\$13,698.23	7.50%	\$168,944.77	92.50%	\$13,698.23	7.50%

ESG Program Components

Activity Type	Total Committed to Activities	% of Grant Committed	Drawn Amount	% of Grant Drawn
Street Outreach	\$0.00	0.00%	\$0.00	0.00%
Shelter	\$109,579.29	60.00%	\$109,579.29	60.00%
Homeless Prevention	\$47,260.49	25.88%	\$47,260.49	25.88%
Rapid Re-Housing	\$14,233.86	7.79%	\$12,104.99	6.63%
Data Collection (HMIS)	\$0.00	0.00%	\$0.00	0.00%
Administration	\$0.00	0.00%	\$0.00	0.00%
Funds Not Committed	\$13,698.23	7.50%	\$0.00	0.00%
Funds Remaining to Draw	\$0.00	0.00%	\$13,698.23	7.50%
Total	\$184,771.87	101.17%	\$182,643.00	100.00%



- Street Outreach
- Shelter
- Homeless Prevention
- Rapid Re-Housing
- Data Collection (HMIS)
- Administration
- Funds Not Committed
- Funds Remaining to Draw

24-Month Grant Expenditure Deadline

All of the recipient's grant must be expended for eligible activity costs within 24 months after the date HUD signs the grant agreement with the recipient. Expenditure means either an actual cash disbursement for a direct charge for a good or service or an indirect cost or the accrual of a direct charge for a good or service or an indirect cost. This report uses draws in IDIS to measure expenditures. HUD allocated Fiscal Year 2011 ESG funds in two allocations. For FY2011, this Obligation Date is the date of the first allocation. This report does not list the Obligation Date, does not calculate the Expenditure Deadline, and does not track the Days Remaining for the FY 2011 second allocation.

Grant Amount: \$182,643.00

Grant Number	Draws to Date	HUD Obligation Date	Expenditure Deadline	Days Remaining to Meet Requirement Date	Expenditures Required
E12MC060002	\$188,944.77	08/08/2012	08/08/2014	(53)	\$13,698.23

60% Cap on Emergency Shelter and Street Outreach


The cap refers to the total amount of the recipient's fiscal year grant, allowed for emergency shelter and street outreach activities, is capped at 60 percent. This amount cannot exceed the greater of: (1) 60% of the overall grant for the year; or, (2) the amount of Fiscal Year 2010 ESG funds committed for homeless assistance activities.

Amount Committed to Shelter	Amount Committed to Street Outreach	Total Amount Committed to Shelter and Street Outreach	% Committed to Shelter and Street Outreach	2010 Funds Committed to Homeless Assistance Activities	Total Drawn for Shelter and Street Outreach	% Drawn for Shelter and Street Outreach
\$109,579.29	\$0.00	\$109,579.29	60.00%	\$97,911.00	\$109,579.29	60.00%



ESG Draws By Month (at the total grant level):
 Grant Amount: 182,643.00

Drawn to Date at End of Month



— Grant Amount
 --- Projection 2 Years
 ◆ 2 Years Grant Expiration

ESG Draws By Quarter (at the total grant level):

Quarter End Date	Draws for the Quarter	Draws to Date at the End of the Quarter	% Drawn for the Quarter	% Drawn to Date at End of Quarter
09/30/2012	\$0.00	\$0.00	0.00%	0.00%
12/31/2012	\$0.00	\$0.00	0.00%	0.00%
03/31/2013	\$0.00	\$0.00	0.00%	0.00%
06/30/2013	\$115,016.11	\$115,016.11	62.97%	62.97%
09/30/2013	\$41,823.67	\$156,839.78	22.90%	85.87%
12/31/2013	\$0.00	\$156,839.78	0.00%	85.87%
03/31/2014	\$0.00	\$156,839.78	0.00%	85.87%
06/30/2014	\$0.00	\$156,839.78	0.00%	85.87%
09/30/2014	\$12,104.99	\$168,944.77	6.63%	92.50%



U.S. Department of Housing and Urban Development
 Office of Community Planning and Development
 Integrated Disbursement and Information System

PR91 - ESG Financial Summary
 MODESTO, CA
 2012

ESG Subrecipient Commitments and Draws by Activity Category :

Subrecipient	Activity Type	Committed	Drawn
MODESTO	Homeless Prevention	\$47,260.49	\$47,260.49
	Administration	\$0.00	\$0.00
	Total	\$47,260.49	\$47,260.49
	Total Remaining to be Drawn		\$0.00
	Percentage Remaining to be Drawn		0.00%
COMMUNITY HOUSING AND SHELTER SERVICES	Rapid Re-Housing	\$14,233.86	\$12,104.99
	Total	\$14,233.86	\$12,104.99
	Total Remaining to be Drawn		\$2,128.87
	Percentage Remaining to be Drawn		14.96%
	Shelter	\$34,072.00	\$34,072.00
THE SALVATION ARMY (EMERGENCY)	Total	\$34,072.00	\$34,072.00
	Total Remaining to be Drawn		\$0.00
	Percentage Remaining to be Drawn		0.00%
	Shelter	\$27,121.00	\$27,121.00
	Total	\$27,121.00	\$27,121.00
THE CHILDREN'S CRISIS CENTER	Total Remaining to be Drawn		\$0.00
	Percentage Remaining to be Drawn		0.00%
	Shelter	\$1,538.00	\$1,538.00
	Total	\$1,538.00	\$1,538.00
	Total Remaining to be Drawn		\$0.00
FAMILY PROMISE OF GREATER MODESTO	Percentage Remaining to be Drawn		0.00%
	Shelter	\$34,072.00	\$34,072.00
	Total	\$34,072.00	\$34,072.00
	Total Remaining to be Drawn		\$0.00
	Percentage Remaining to be Drawn		0.00%
Center for Human Services	Percentage Remaining to be Drawn		0.00%
	Shelter	\$12,776.29	\$12,776.29
	Total	\$12,776.29	\$12,776.29
	Total Remaining to be Drawn		\$0.00
	Percentage Remaining to be Drawn		0.00%
Haven Women's Center	Total Remaining to be Drawn		\$0.00
	Percentage Remaining to be Drawn		0.00%



U.S. Department of Housing and Urban Development
Office of Community Planning and Development
Integrated Disbursement and Information System

PR91 - ESG Financial Summary
MODESTO, CA
2012

DATE: 09-30-14
TIME: 18:49
PAGE: 5

ESG Subrecipients by Activity Category

Activity Type	Subrecipient
Shelter	THE SALVATION ARMY (EMERGENCY)
	THE CHILDREN'S CRISIS CENTER
	FAMILY PROMISE OF GREATER MODESTO Center for Human Services Haven Women's Center
Homeless Prevention Rapid Re-Housing Administration	MODESTO COMMUNITY HOUSING AND SHELTER SERVICES MODESTO

U.S. Department of Housing and Urban Development
 Office of Community Planning and Development
 Integrated Disbursement and Information System
 PR91 - ESG Financial Summary
 MODESTO, CA
 2013

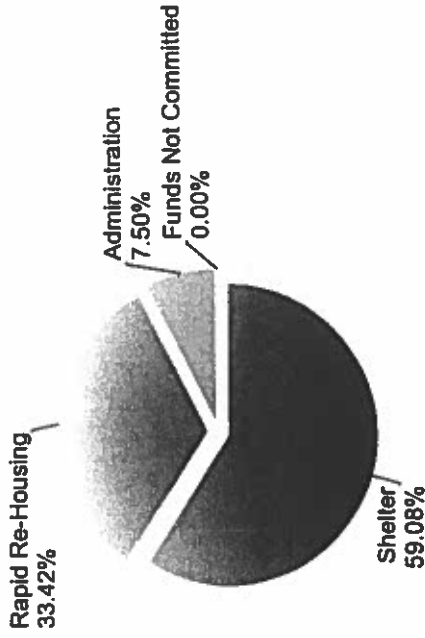
ESG Program Level Summary

Grant Number	Total Grant Amount	Total Funds Committed	Total Funds Available to Commit	% of Grant Funds Not Committed	Grant Funds Drawn	% of Grant Funds Drawn	Available to Draw	% Remaining to Draw
E13MC060002	\$124,300.00	\$124,299.50	\$0.50	0.00%	\$124,299.50	100.00%	\$0.50	0.00%

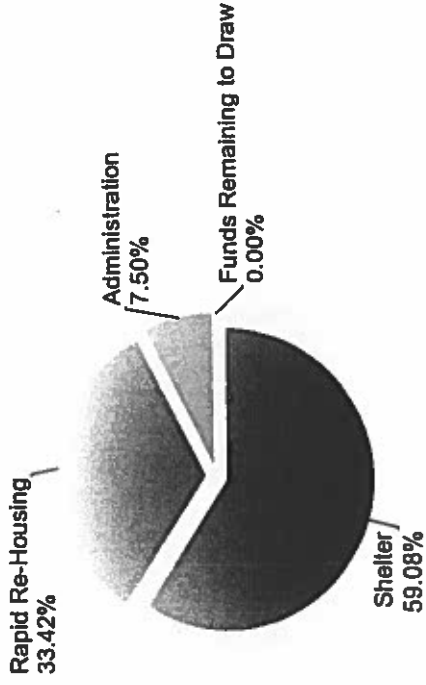
ESG Program Components

Activity Type	Total Committed to Activities	% of Grant Committed	Drawn Amount	% of Grant Drawn
Street Outreach	\$0.00	0.00%	\$0.00	0.00%
Shelter	\$73,440.00	59.08%	\$73,440.00	59.08%
Homeless Prevention	\$0.00	0.00%	\$0.00	0.00%
Rapid Re-Housing	\$41,537.00	33.42%	\$41,537.00	33.42%
Data Collection (HMIS)	\$0.00	0.00%	\$0.00	0.00%
Administration	\$9,322.50	7.50%	\$9,322.50	7.50%
Funds Not Committed	\$0.50	0.00%	\$0.00	0.00%
Funds Remaining to Draw	\$0.00	0.00%	\$0.50	0.00%
Total	\$124,300.00	100.00%	\$124,300.00	100.00%

Funds Committed



Funds Drawn



- Street Outreach
- Shelter
- Homeless Prevention
- Rapid Re-Housing
- Data Collection (HMIS)
- Administration
- Funds Not Committed
- Funds Remaining to Draw



PR91 - ESG Financial Summary

MODESTO, CA

2013

24-Month Grant Expenditure Deadline

All of the recipient's grant must be expended for eligible activity costs within 24 months after the date HUD signs the grant agreement with the recipient. Expenditure means either an actual cash disbursement for a direct charge for a good or service or an indirect cost or the accrual of a direct charge for a good or service or an indirect cost. This report uses draws in IDIS to measure expenditures. HUD allocated Fiscal Year 2011 ESG funds in two allocations. For FY2011, this Obligation Date is the date of the first allocation. This report does not list the Obligation Date, does not calculate the Expenditure Deadline, and does not track the Days Remaining for the FY 2011 second allocation.

Grant Amount: \$124,300.00

Grant Number	Draws to Date	HUD Obligation Date	Expenditure Deadline	Days Remaining to Meet Requirement Date	Expenditures Required
E13MC060002	\$124,299.50	10/04/2013	10/04/2015	369	\$0.50

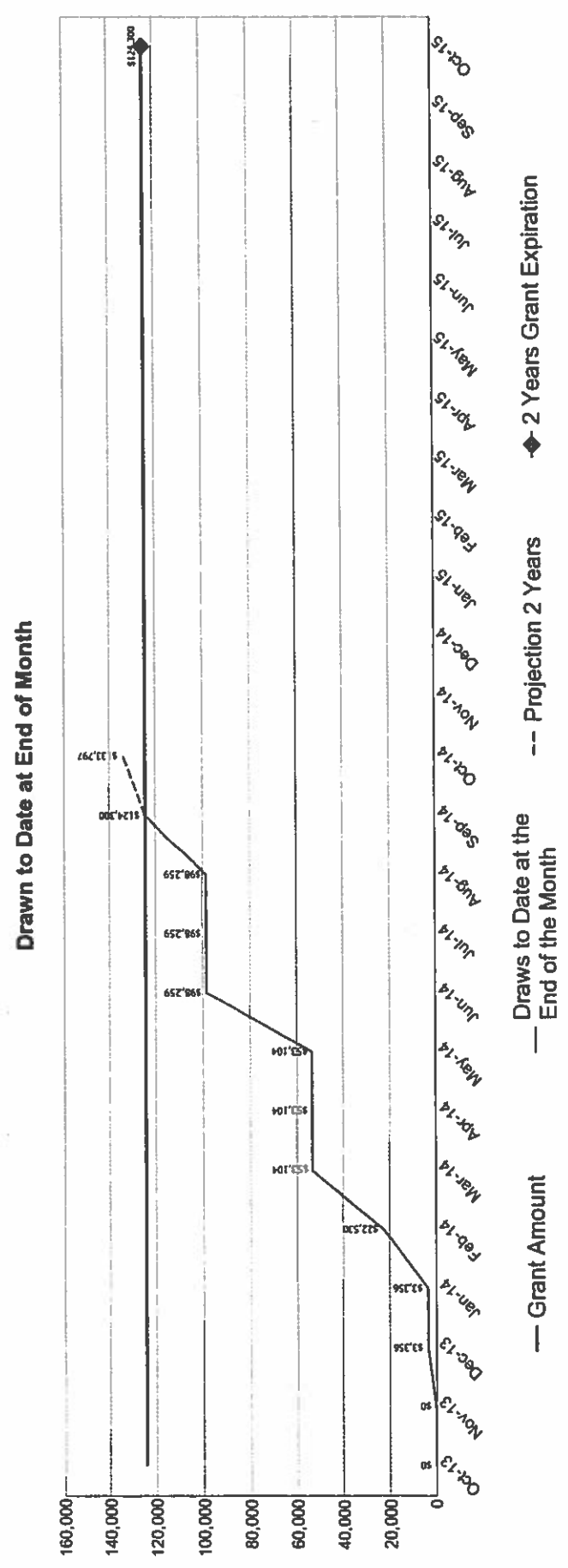
60% Cap on Emergency Shelter and Street Outreach

The cap refers to the total amount of the recipient's fiscal year grant, allowed for emergency shelter and street outreach activities, is capped at 60 percent. This amount cannot exceed the greater of: (1) 60% of the overall grant for the year, or, (2) the amount of Fiscal Year 2010 ESG funds committed for homeless assistance activities.

Amount Committed to Shelter	Amount Committed to Street Outreach	Total Amount Committed to Shelter and Street Outreach	% Committed to Shelter and Street Outreach	2010 Funds Committed to Homeless Assistance Activities	Total Drawn for Shelter and Street Outreach	% Drawn for Shelter and Street Outreach
\$73,440.00	\$0.00	\$73,440.00	59.08%	\$97,911.00	\$73,440.00	59.08%

U.S. Department of Housing and Urban Development
 Office of Community Planning and Development
 Integrated Disbursement and Information System
 PR91 - ESG Financial Summary
 MODESTO, CA
 2013

ESG Draws By Month (at the total grant level):
 Grant Amount: 124,300.00



ESG Draws By Quarter (at the total grant level):

Quarter End Date	Draws for the Quarter	Draws to Date at the End of the Quarter	% Drawn for the Quarter	% Drawn to Date at End of Quarter
12/31/2013	\$3,355.58	\$3,355.58	2.70%	2.70%
03/31/2014	\$49,748.39	\$53,103.97	40.02%	42.72%
06/30/2014	\$45,154.65	\$98,258.62	36.33%	79.05%
09/30/2014	\$26,040.88	\$124,299.50	20.95%	100.00%

— Grant Amount
 — Draws to Date at the End of the Month
 -- Projection 2 Years
 ◆ 2 Years Grant Expiration



U.S. Department of Housing and Urban Development
 Office of Community Planning and Development
 Integrated Disbursement and Information System

PR91 - ESG Financial Summary
 MODESTO, CA
 2013

DATE: 9-30-14
 TIME: 18:49
 PAGE: 9

ESG Subrecipient Commitments and Draws by Activity Category :

Subrecipient	Activity Type	Committed	Drawn
MODESTO	Administration	\$9,322.50	\$9,322.50
	Total	\$9,322.50	\$9,322.50
	Total Remaining to be Drawn		\$0.00
	Percentage Remaining to be Drawn		0.00%
COMMUNITY HOUSING AND SHELTER SERVICES	Rapid Re-Housing	\$41,537.00	\$41,537.00
	Total	\$41,537.00	\$41,537.00
	Total Remaining to be Drawn		\$0.00
	Percentage Remaining to be Drawn		0.00%
THE SALVATION ARMY (EMERGENCY)	Shelter	\$20,104.00	\$20,104.00
	Total	\$20,104.00	\$20,104.00
	Total Remaining to be Drawn		\$0.00
	Percentage Remaining to be Drawn		0.00%
THE CHILDREN'S CRISIS CENTER	Shelter	\$18,086.00	\$18,086.00
	Total	\$18,086.00	\$18,086.00
	Total Remaining to be Drawn		\$0.00
	Percentage Remaining to be Drawn		0.00%
FAMILY PROMISE OF GREATER MODESTO	Shelter	\$9,392.00	\$9,392.00
	Total	\$9,392.00	\$9,392.00
	Total Remaining to be Drawn		\$0.00
	Percentage Remaining to be Drawn		0.00%
Center for Human Services	Shelter	\$18,086.00	\$18,086.00
	Total	\$18,086.00	\$18,086.00
	Total Remaining to be Drawn		\$0.00
	Percentage Remaining to be Drawn		0.00%
Haven Women's Center	Shelter	\$7,762.00	\$7,762.00
	Total	\$7,762.00	\$7,762.00
	Total Remaining to be Drawn		\$0.00
	Percentage Remaining to be Drawn		0.00%



U.S. Department of Housing and Urban Development
Office of Community Planning and Development
Integrated Disbursement and Information System

PR91 - ESG Financial Summary

MODESTO, CA

2013

DATE: 09-30-14
TIME: 18:49
PAGE: 10

ESG Subrecipients by Activity Category

Activity Type	Subrecipient
Shelter	THE SALVATION ARMY (EMERGENCY)
	THE CHILDREN'S CRISIS CENTER
	FAMILY PROMISE OF GREATER MODESTO Center for Human Services Haven Women's Center
Rapid Re-Housing Administration	COMMUNITY HOUSING AND SHELTER SERVICES MODESTO

**DECLARATION OF PUBLICATION
(C.C.P. S2015.5)**

**COUNTY OF STANISLAUS
STATE OF CALIFORNIA**

I am a citizen of the United States and a resident Of the County aforesaid; I am over the age of Eighteen years, and not a party to or interested In the above entitle matter. I am a printer and Principal clerk of the publisher of THE MODESTO BEE, printed in the City of MODESTO, County of STANISLAUS, State of California, daily, for which said newspaper has been adjudged a newspaper of general circulation by the Superior Court of the County of STANISLAUS, State of California, Under the date of February 25, 1951, Action No. 46453; that the notice of which the annexed is a printed copy, has been published in each issue there of on the following dates, to wit:

Aug 23, 2014

I certify (or declare) under penalty of perjury
That the foregoing is true and correct and that
This declaration was executed at

MODESTO, California on

August 23rd, 2014

(By Electronic Facsimile Signature)

Cynthia A. Williams

PUBLIC NOTICE

Consolidated Annual Performance and
Evaluation Report
PY 2013 Public Notice

The City of Modesto has prepared its Program Year 2013 Consolidated Annual Performance and Evaluation Report (CAPER) identifying its accomplishments for the year with the use of Community Development Block Grant (CDBG), Emergency Solutions Grant (ESG), and HOME Investment Partnership Program grant funds. There will be a thirty-day public comment period that begins on August 23, 2014 and concludes on September 23, 2014. Comments received in writing or orally will be responded to accordingly.

A public hearing will be held on September 23, 2014, at the Modesto City Council meeting, beginning at 5:30 p.m., Modesto City Council Chambers, 1010 Tenth Street, Modesto.

Questions related to the FY2013 CAPER can be directed to: City of Modesto - Jody Christiansen
Parks, Recreation and Neighborhoods Department
1010 Tenth Street, Suite 4300, Modesto, 95354

For additional information call (209) 342-4707, fax (209) 544-3982, or TDD (hearing impaired only) 1-800-735-2929. Please call within 48 hours of the event should special accommodations be needed.

Pub Dates 8/23/14



Annual Performance Report HOME Program

U.S. Department of Housing
and Urban Development
Office of Community Planning
and Development

OMB Approval No. 2506-0171
(exp. 05/31/2007)

Public reporting burden for this collection of information is estimated to average 2.5 hours per response, including the time for reviewing instructions, searching existing data sources, gathering and maintaining the data needed, and completing and reviewing the collection of information. This agency may not conduct or sponsor, and a person is not required to respond to, a collection of information unless that collection displays a valid OMB control number.

The HOME statute imposes a significant number of data collection and reporting requirements. This includes information on assisted properties, on the owners or tenants of the properties, and on other programmatic areas. The information will be used: 1) to assist HOME participants in managing their programs; 2) to track performance of participants in meeting fund commitment and expenditure deadlines; 3) to permit HUD to determine whether each participant meets the HOME statutory income targeting and affordability requirements; and 4) to permit HUD to determine compliance with other statutory and regulatory program requirements. This data collection is authorized under Title II of the Cranston-Gonzalez National Affordable Housing Act or related authorities. Access to Federal grant funds is contingent on the reporting of certain project-specific data elements. Records of information collected will be maintained by the recipients of the assistance. Information on activities and expenditures of grant funds is public information and is generally available for disclosure. Recipients are responsible for ensuring confidentiality when public disclosure is not required.

This form is intended to collect numeric data to be aggregated nationally as a complement to data collected through the Cash and Management Information (C/MI) System. Participants should enter the reporting period in the first block. The reporting period is October 1 to September 30. Instructions are included for each section if further explanation is needed.

Submit this form on or before December 31. Send one copy to the appropriate HUD Field Office and one copy to: HOME Program, Rm 7176, 451 7th Street, S.W., Washington D.C. 20410	This report is for period (mm/dd/yyyy)		Date Submitted (mm/dd/yyyy)
	Starting	Ending	
	10/01/2013	9/30/2014	9/30/2014

Part I Participant Identification

1. Participant Number MC060207	2. Participant Name City of Modesto		
3. Name of Person completing this report Carol Averell		4. Phone Number (Include Area Code) (209)5775310	
5. Address P O Box 642	6. City Modesto	7. State CA	8. Zip Code 95353

Part II Program Income

Enter the following program income amounts for the reporting period: in block 1, enter the balance on hand at the beginning; in block 2, enter the amount generated; in block 3, enter the amount expended; and in block 4, enter the amount for Tenant-Based rental Assistance.

1. Balance on hand at Beginning of Reporting Period	2. Amount received during Reporting Period	3. Total amount expended during Reporting Period	4. Amount expended for Tenant-Based Rental Assistance	5. Balance on hand at end of Reporting Period (1 + 2 - 3) = 5
0.00	77,068.29	8,276.26	0.00	68,792.03

Part III Minority Business Enterprises (MBE) and Women Business Enterprises (WBE)

In the table below, indicate the number and dollar value of contracts for HOME projects completed during the reporting period.

	a. Total	Minority Business Enterprises (MBE)			f. White Non-Hispanic
		b. Alaskan Native or American Indian	c. Asian or Pacific Islander	d. Black Non-Hispanic	
A. Contracts					
1. Number	1			1	4
2. Dollar Amount	5,167,879				
B. Sub-Contracts					
1. Number					
2. Dollar Amount					
	a. Total	b. Women Business Enterprises (WBE)	c. Male		
C. Contracts					
1. Number		2			
2. Dollar Amount					
D. Sub-Contracts					
1. Number					
2. Dollar Amounts					

Part IV Minority Owners of Rental Property

In the table below, indicate the number of HOME assisted rental property owners and the total dollar amount of HOME funds in these rental properties assisted during the reporting period.

	a. Total	Minority Property Owners			f. White Non-Hispanic
		b. Alaskan Native or American Indian	c. Asian or Pacific Islander	d. Black Non-Hispanic	
1. Number					
2. Dollar Amount					

Part V Relocation and Real Property Acquisition

Indicate the number of persons displaced, the cost of relocation payments, the number of parcels acquired, and the cost of acquisition. The data provided should reflect only displacements and acquisitions occurring during the reporting period.

	a. Number	b. Cost
1. Parcels Acquired		
2. Businesses Displaced		
3. Nonprofit Organizations Displaced		
4. Households Temporarily Relocated, not Displaced		

Households Displaced	a. Total	Minority Business Enterprises (MBE)			f. White Non-Hispanic
		b. Alaskan Native or American Indian	c. Asian or Pacific Islander	d. Black Non-Hispanic	
5. Households Displaced - Number					
6. Households Displaced - Cost					

U.S. Department of Housing and Urban Development
 Office of Community Planning and Development
 Integrated Disbursement and Information System
 Home Matching Liability Report

MODESTO, CA

Fiscal Year	Match Percent	Total Disbursements	Disbursements Requiring Match	Match Liability Amount
1998	25.0%	\$859,744.28	\$812,090.08	\$203,022.52
1999	25.0%	\$795,318.55	\$701,549.76	\$175,387.44
2000	25.0%	\$223,459.72	\$109,903.00	\$27,475.75
2001	25.0%	\$1,837,015.09	\$1,554,861.00	\$388,715.25
2002	25.0%	\$561,901.94	\$432,145.33	\$108,036.33
2003	12.5%	\$1,200,750.02	\$1,067,946.00	\$133,493.25
2004	12.5%	\$234,116.06	\$68,413.45	\$8,551.68
2005	12.5%	\$1,607,739.59	\$1,405,925.53	\$175,740.69
2006	12.5%	\$223,014.72	\$83,672.13	\$10,459.01
2007	12.5%	\$324,573.72	\$121,413.50	\$15,176.68
2008	12.5%	\$3,206,956.29	\$3,079,582.09	\$384,947.76
2009	12.5%	\$2,041,999.42	\$1,921,974.36	\$240,246.79
2010	12.5%	\$619,580.54	\$502,221.66	\$62,777.70
2011	12.5%	\$465,234.51	\$212,436.66	\$26,554.58
2012	25.0%	\$1,016,985.27	\$901,424.57	\$225,356.14
2013	12.5%	\$410.13	\$0.00	\$0.00



**PARKS,
RECREATION, &
NEIGHBORHOODS
DEPARTMENT**

1010 Tenth Street
Suite 4400
PO Box 642
Modesto, CA. 95353
209/577-5344
209/544-3982 fax

September 30, 2014

Maria Cremer, Director
Office of Community Planning and Development
U.S. Department of Housing and Urban Development
600 Harrison Street, 3rd Floor
San Francisco, CA 94107-1300

RE: City of Modesto FY 2013-2014 CAPER

Dear Ms. Cremer:

On behalf of the Modesto City Council, please accept the City of Modesto Consolidated Annual Performance and Evaluation Report (CAPER) for Program Year 2013 (July 1, 2013 – June 30, 2014).

The City of Modesto takes pride in its diverse HUD grant portfolio (public services, public facilities/improvements, housing development and rehabilitation, neighborhood revitalization, economic development, strategy to reduce homelessness, etc.) and in how these investments impact low-income individuals, families, and neighborhoods. We look forward to our continued partnership with CPD as we strive to continually improve our results.

For more information, please contact Jody Christiansen at (209) 342-4707 or mjchristiansen@modestogov.com who could then coordinate with the appropriate staff in the Modesto HUD Team.

Sincerely,

Andy Johnson, Acting Director

cc: Jody Christiansen, Admin. Analyst II
encl: City of Modesto FY 2013-2014 CAPER

FY 2013/2014
Annual Action Plan
CDBG

Activity #	Priority	2013-2014 CDBG Budget	Prior Year Funds		PY Funds Committed to Activities		2013-2014 Entitlement	Carryover Funds to CC12 3 20	
			EN & RLF	Drawn	EN	RLF		EN \$873,653.81	\$
#2		Committed Funds Adjustment	10,267,229.66	10,263,788.66	3,441.00	(0.00)	(0.00)	(0.00)	
601		1230 12th Street Retrofit	232,409.52	232,409.52	(0.00)	(0.00)	(0.00)	(0.00)	
606	H	HopeVillage - Habitat for Humanity	640,000.00	640,000.00	(0.00)	(0.00)	(0.00)	(0.00)	
733	H	Acquisition for Properties 412 Downey Avenue	292,000.00	292,000.00	(0.00)	(0.00)	(0.00)	(0.00)	
772	EC	Economic Development - Small Business Loan	150,000.00	150,000.00	(0.00)	(0.00)	(0.00)	(0.00)	
906	CD	Water Tower Removal Project (moved \$ charges from cancelled Activity 1090)	54,290.57	54,290.57	(0.00)	(0.00)	(0.00)	(0.00)	
00907	CD	Public Facilities & Improvement - Accessibility Features - Helen White Pathway (\$50,102.11)	50,102.11	102.11	50,000.00	(0.00)	(0.00)	(0.00)	5,000.00
01006	SN	ADA Accessibility Project - Centre Plaza ADA Door (\$4,000)	4,000.00	204.27	3,795.73	(0.00)	(0.00)	(0.00)	(0.00)
1044	SN	ADA Accessibility - Elevator Repair (46602.89)	46,602.89	42,439.01	4,163.88	(0.00)	(0.00)	(0.00)	(0.00)
01045	SN	Public Facilities & Improvement (Pre Development) Accessibility Features - Restroom at Muni (\$375,000)	375,000.00	1,787.93	373,212.07	(0.00)	(0.00)	(0.00)	(0.00)
01053	SN	Public Facilities & Improvement ADA Pre-Design (\$55,000)	55,000.00	2,640.00	52,360.00	(0.00)	(0.00)	(0.00)	(0.00)
01058	H	Home Repair Program (HRP) / Rehabilitation Accessibility Program (RAP) - single-unit (46073.88)	46,073.88	31,912.68	-	16,161.20	(0.00)	(0.00)	(0.00)
01082	SN	ADA Accessibility Project - Restroom / Playground Citywide (\$218,000+\$235,000)	218,000.00	2,057.69	215,942.31	(0.00)	(0.00)	(0.00)	235,000.00
01086	SN	ADA Curb Ramp Improvements Project (\$300,000)	300,000.00	176.02	299,823.98	(0.00)	(0.00)	(0.00)	(0.00)
01093	Other	CDBG Administration	(0.00)	(0.00)	(0.00)	(0.00)	294,383.00		
01095	CD	Code Enforcement - Neighborhoods	(0.00)	(0.00)	(0.00)	(0.00)	70,278.00		(0.00)
01096	H	Energy Efficiency Improvement Program (EEI)	(0.00)	(0.00)	(0.00)	(0.00)	60,000.00		60,000.00
01097	H	Minor Home Repair Grant Program (MHRGP)	(0.00)	(0.00)	(0.00)	(0.00)	60,000.00		(0.00)
01098	H	Housing Rehabilitation Administration	(0.00)	(0.00)	(0.00)	(0.00)	463,672.00		(0.00)
01099	CD	Neighborhood Cleanup/Demolition	(0.00)	(0.00)	(0.00)	(0.00)	24,082.00		25,000.00
01100	CD	City Of Modesto - Recreation Programs - Marshall	(0.00)	(0.00)	(0.00)	(0.00)	23,343.00		(0.00)
01101	CD	City Of Modesto - Recreation Programs - Maddux	(0.00)	(0.00)	(0.00)	(0.00)	36,985.00		(0.00)
01102	SN	City Of Modesto - Recreation Programs - Aquatics	(0.00)	(0.00)	(0.00)	(0.00)	11,000.00		(0.00)
01104	Other	Indirect Administration	(0.00)	(0.00)	(0.00)	(0.00)	79,146.00		(0.00)
01105	Other	Section 108 Loan Repayments (Principal/Interest)	(0.00)	(0.00)	(0.00)	(0.00)	378,065.00		(0.00)
01106	H	Home Repair Program (HRP) / Rehabilitation Accessibility Program (RAP) - single-unit	(0.00)	(0.00)	(0.00)	240,000.00	(0.00)		(0.00)
01107	SN	Disability Resource Agency for Independent Living (DRAIL) - Assistive Technology Program	(0.00)	(0.00)	(0.00)	(0.00)	4,000.00		(0.00)
01110	HM	Aspirant - Advocate for Emancipated Foster Youth / Youth Experiencing Homelessness Project	(0.00)	(0.00)	(0.00)	(0.00)	21,000.00		(0.00)
01111	SN	Howard Training Center - Senior Meals Program	(0.00)	(0.00)	(0.00)	(0.00)	9,500.00		(0.00)
01112	SN	Court Appointed Special Advocates (CASA) of Stanislaus County - Court Appointed Special Advocate Training and Support	(0.00)	(0.00)	(0.00)	(0.00)	13,000.00		(0.00)
01113	SN	Art Restores Kids (ARK) Stanislaus Family Justice Center	(0.00)	(0.00)	(0.00)	(0.00)	10,000.00		(0.00)
01114	SN	Parent Resource Center - Mom's Moments Parenting Program	(0.00)	(0.00)	(0.00)	(0.00)	15,500.00		(0.00)
01115	SN	United Cerebral Palsy of Stanislaus County - Community Project for Safe Seniors	(0.00)	(0.00)	(0.00)	(0.00)	8,500.00		(0.00)
01116	HM	Family Promise of Greater Modesto - Case Management	(0.00)	(0.00)	(0.00)	(0.00)	3,618.00		(0.00)
01117	HM	Haven Women's Center of Stanislaus	(0.00)	(0.00)	(0.00)	(0.00)	2,985.00		(0.00)
01118	HM	Center for Human Services	(0.00)	(0.00)	(0.00)	(0.00)	6,977.00		(0.00)
01120	HM	The Salvation Army, Modesto Citadel - Berberian Emergency Shelter	(0.00)	(0.00)	(0.00)	(0.00)	7,752.00		(0.00)
01121	HM	Children's Crisis Center of Stanislaus County - Respite Child Shelter Program	(0.00)	(0.00)	(0.00)	(0.00)	6,977.00		(0.00)
01122	CD	Project Sentinel (Fair Housing Activities)	(0.00)	(0.00)	(0.00)	(0.00)	25,000.00		(0.00)
01123	CD	American Red Cross - Emergency Response Services	(0.00)	(0.00)	(0.00)	(0.00)	12,000.00		(0.00)
01124	CD	United Samaritans Foundation- Daily Bread Mobile Lunch Program	(0.00)	(0.00)	(0.00)	(0.00)	9,500.00		(0.00)
01125	CD	Second Harvest Food Bank of San Joaquin and Stanislaus Counties - Food Assistance and Food 4 Thought	(0.00)	(0.00)	(0.00)	(0.00)	25,500.00		(0.00)

FY 2013/2014
Annual Action Plan
CDBG

Activity #	Priority	2013-2014 CDBG Budget	Prior Year Funds		PY Funds Committed to Activities		2013-2014 Entitlement	Carryover Funds to b CC12 3 201	
			EN & RLF	Drawn	EN	RLF		EN \$873,653.81	\$5
01126	NRSA	Modesto City Schools - Healthy Start Family Resource Center at Orville Wright Elementary School	(0.00)	(0.00)	(0.00)	(0.00)	27,000.00	(0.00)	
01127	CD	Public Facilities & Improvements fence at Downey and Tower and other unforeseen emergency improvements for health and safety	(0.00)	(0.00)	(0.00)	(0.00)	20,000.00	(0.00)	
01128	SN	ADA Accessibility Project - Sidewalk (Southside of Hillside Drive from S. Santa Cruz to Geo Rogers Park) (\$20,000 pre-design)	(0.00)	(0.00)	(0.00)	(0.00)	(0.00)	20,000.00	
01129	H	Lead-Based Paint Services	(0.00)	(0.00)	(0.00)	(0.00)	2,500.00	(0.00)	
	ED	Economic Development - Small business Loans	(0.00)	(0.00)	(0.00)	250,000.00	(0.00)	(0.00)	
	H	Homebuyers Assistance Program (HAP)	(0.00)	(0.00)	(0.00)	(0.00)	80,000.00	(0.00)	
	H	Home Repair Program (HRP) / Rehabilitation Accessibility Program (RAP) Loans - multi-unit	(0.00)	(0.00)	(0.00)	10,000.00	(0.00)	(0.00)	
	H	Temporary Relocation	(0.00)	(0.00)	(0.00)	(0.00)	2,500.00	(0.00)	
new	SN	Public Facilities & Improvements (Dryden Pathway)	(0.00)	(0.00)	50,000.00	(0.00)	(0.00)	(0.00)	
	NRSA	Neighborhood Revitalization Strategy - West Modesto	(0.00)	(0.00)	17,000.00	(0.00)	50,000.00	200,000.00	
	NRSA	Neighborhood Revitalization Strategy - West Modesto	(0.00)	(0.00)	(0.00)	(0.00)	2,876.00	(0.00)	
	H	Tower Park - Offsite Improvements	(0.00)	(0.00)	(0.00)	(0.00)	(0.00)	118,000.00	
	H	Ramp Program	(0.00)	(0.00)	(0.00)	(0.00)	(0.00)	50,000.00	
	H	Sewer Connection Financial Assistance Program	(0.00)	(0.00)	(0.00)	(0.00)	(0.00)	50,000.00	
			12,732,708.83	11,713,808.46	1,069,738.97	516,161.20	1,867,649.00	783,000.00	