

CITY OF MODESTO ANNUAL ACTION PLAN

2010-2011





First Program Year Action Plan

The CPMP First Annual Action Plan includes the [SF 424](#) and Narrative Responses to Action Plan questions that CDBG, HOME, HOPWA, and ESG grantees must respond to each year in order to be compliant with the Consolidated Planning Regulations. The Executive Summary narratives are optional.

Narrative Responses

GENERAL

Executive Summary

The Executive Summary is required. Include the objectives and outcomes identified in the plan and an evaluation of past performance.

Program Year 1 Annual Action Plan Executive Summary:

The 2010-2011 Annual Action Plan describes how the City of Modesto intends to use Community Development Block Grant (CDBG), HOME Investment Partnership funds, and Emergency Shelter Grant (ESG) funds received from the U.S. Department of Housing and Urban Development (HUD) to meet community needs.

The Annual Action Plan describes the use of funds to address the needs and priorities established in the first year of the five-year Consolidated Plan. The City's overall priority is to increase economic opportunity and self-sufficiency for lower-income residents and individuals with special needs to achieve a reasonable standard of living. This priority can be achieved by investing in lower-income and deteriorating neighborhoods and providing public service funds to serve lower-income populations; offering supportive services that will educate and provide technical skills that will allow individuals to obtain jobs paying self sufficiency wages; and by addressing affordable and decent housing, homelessness, senior services and community development needs.

Specific Priorities, Strategies, and Objectives are described below:

Affordable and Decent Housing

The significant decline in for-sale housing prices has created an opportunity for affordable home ownership; however, market rents continue to rise steadily, and current economic conditions have impacted many households. These factors have increased the need for affordable housing in Modesto. At the same time, existing affordable housing units should be preserved, to avoid further exacerbating the need for additional affordable housing. The City has adopted the following housing priorities, strategies, and objectives in the 5-year Consolidated Plan and 2010-2011 Annual Action Plan:

Priority H-1. Increase the supply of affordable rental housing.

Strategy H-1A: Use HOME funds to leverage funding for the construction of new affordable rental housing units through partnerships with the Modesto Redevelopment Agency, the Housing Authority of the County of Stanislaus, and using tools such as land banking, the Revolving Loan Fund, and housing set-aside funds.

- Objective H-1A.i: Construction of 44 affordable rental units over 5 years, or approximately 8 to 9 units annually.

Priority H-2. Provide homeownership opportunities.

Strategy H-2A: Use CDBG and Neighborhood Stabilization Program funds to acquire and rehabilitate vacant/foreclosed properties for conversion to affordable homeowner housing and the Down Payment Assistance Program in order to promote homeownership opportunities among lower and moderate income households.

- Objective H-2A.i: Acquire and rehabilitate 14 to 15 units annually or 73 units over 5 years.
- Objective H-2A.ii: Assist 7 to 8 households annually, or 36 households over 5 years, through the DPAP.

Priority H-3. Preserve existing affordable housing stock.

Strategy H-3A: Work with the HACS to preserve existing affordable housing units at risk of conversion to market-rate units.

- Objective H-3A.i: Preserve 300 affordable housing units in the eight complexes with project-based Section 8 subsidies, through contract extensions.

Strategy H-3B: Promote rehabilitation and improvements to existing very low- and low-income owner-occupied housing using the Disabled Access Assistance/ Emergency Home Repair and Minor Home Repair Grant Programs.

- Objective H-3B.i: Assist 7 to 8 households annually, or approximately 35 households over 5 years through the Emergency Home Repair Program/Disabled Access Assistance Program.
- Objective H-3B.ii: Assist 12 to 13 households annually, or approximately 60 households over 5 years through the Minor Home Repair Grant Program.
- Objective H-3B.iii: Provide \$397,650 in annual funding, or \$1.988 million over 5 years, to support rehabilitation administration, services and supplies necessary to provide technical support and oversight of the City's housing rehabilitation programs

Priority H-4. Continue to support fair housing.

Strategy H-4A: Disseminate information and conduct outreach regarding Fair Housing services and counseling. Provide information regarding fair housing rights

and violation remedies, especially landlord responsibilities to provide tenants notice of foreclosure proceedings.

- Objective H-4A.i: Assist 437 residents annually, or 2,184 over 5 years by providing fair housing consultations and information, investigation services, outreach and educational presentation and tenant landlord dispute resolution services.

Homeless Needs

The priorities for ending homelessness are based on the recognition that homelessness results from more than just a lack of affordable housing, and housing is just part of the long-term solution. The City of Modesto worked in conjunction with Stanislaus County and local homeless service providers to develop a 10-Year Plan to End Long-Term Homelessness, which the City then adopted in June of 2007. The City is a member of Stanislaus County Housing and Support Services Collaborative (SCHSSC) and will be coordinating with other member organizations of the SCHSSC towards achieving the objectives in the 2009 Continuum of Care Plan (CoC) aimed at eliminating chronic homelessness. The City has adopted the following homeless priorities, strategies, and objectives in the 5-year Consolidated Plan and 2010-2011 Annual Action Plan:

Priority HM-1. Address chronic homelessness.

Strategy HM-1A: Increase the number of emergency shelter beds leveraging CDBG and ESG funds with NSP, Homeless Prevention and Rapid re-housing Program (HPRP) and other federal, State, and private funding sources.

- Objective HM-1A.i: Increase the supply of emergency shelter beds by 8 beds annually, or 40 beds over 5 years, for individuals and 4 beds annually, or 20 beds over 5 years, for families.

Strategy HM-1B: Allocate ESG and CDBG funds to provide counseling and other supportive services for homeless individuals and families as well as those most at risk.

- Objective HM-1B.i: Provide supportive services to 600 homeless individuals, families, and those most at risk annually, or 3,000 persons over 5 years.

Priority HM-2. Increase transitional housing.

Strategy HM-2A: Increase options for long-term transitional housing, especially for certain affected groups such as households with children, and those with mental health and chemical dependency issues. Leverage CDBG, HOME, and ESG funds with NSP, HPRP, and other federal, State, and private funding sources.

- Objective HM-2A.i: Provide 4 additional transitional housing units annually for families, or 20 over 5 years, and 3 annually for individuals, or 15 over the next 5 years.

Priority HM-3. Provide permanent supportive housing.

Strategy HM-3A: Increase the inventory of permanent supportive housing beds, leveraging CDBG, HOME, and ESG funds with NSP, HPRP, and other federal, State, and private funding sources.

- Objective HM-3A.i: Provide 3 permanent supportive housing beds annually for individuals, or 15 over 5 years, and 3 additional permanent supportive housing beds annually for families, or 15 over 5 years.

Priority HM-4. Prevent homelessness for those most at risk.

Strategy HM-4A: Use CDBG, ESG, American Recovery and Reinvestment Act and City General Fund monies to provide counseling to homeowners to avoid defaulting on mortgage payments, offer alternative financing to address delinquencies and refinance eligible homeowners into more favorable fixed-rate loans and provide advocacy service to negotiate with lenders for alternative financing.

- Objective HM-4A.i: Assist between 42 and 69 households annually, or 291 over 5 years.

Priority HM-5. Provide intensive and coordinated case management.

Strategy HM-5A: Fully implement the Homeless Management Information System (HMIS) to better identify gaps in service and to maintain accurate data about housing and service needs. Encourage greater HMIS participation from non-HUD funded organizations by providing CDBG funding to acquire necessary HMIS equipment and technical assistance to assist those organizations.

- Objective HM-5A.i: Assist one organization per year, or 5 over 5 years.

Community Development Needs

To achieve the City's goals for economic opportunity leading to self-sufficiency, a suitable living environment, and decent housing, a network of support services is needed to ensure that lower-income residents are trained and educated for the labor needs of today and tomorrow. This network is also needed to ensure that lower-income residents have access to transportation between work, home, and other daily activities; and that they have access to health care to remain self-sufficient. For working parents, access to child care and/or programs for their school-age children is important. The network of services must ensure that lower-income residents can live as independently as possible within any physical and developmental abilities, and can be secure in their homes without the threat of violence. The City also places a priority on using public funds to encourage private sector investment, especially towards the recruitment and retention of job-generating enterprises. The City has adopted the following community development priorities, strategies, and objectives in the 5-year Consolidated Plan and 2010-2011 Annual Action Plan:

Priority CD-1. Support neighborhood revitalization efforts.

Strategy CD-1A: Provide CDBG funds for neighborhood clean-up and crime-prevention activities.

- Objective CD-1A.i: Assist neighborhood clean-up projects for the City's low-income residents through Neighborhood Clean-Up events. (Line 03K)

- Objective CD-1A.ii: Fund code enforcement officers that work in low-income Census Tracts, along with support staff to serve about 2,184 households annually, or 10,920 over 5 years. (Line 15)
- Objective CD-1A.iii: Fund around one eligible Community Based Development Organization (CBDO) annually, or 4 over 5 years, to carry out allowable neighborhood revitalization activities in low-income neighborhoods. (Line 19C)

Priority CD-2. Promote economic development activities.

Strategy CD-2A: Use CDBG funds to support an Administrative Support Officer that will provide City input and oversight into programs operated by the Workforce Development Collaborative.

- Objective CD-2A.i: Fund a Business Analyst \$39,600 annually, or \$198,000 over 5 years (Line 21A)

Strategy CD-2B: Develop a process, in compliance with Section 3 requirements, to give preference to low- and very low-income persons or business concerns employing low- and very low-income persons in contract bidding opportunities for housing construction, rehabilitation, or other public construction projects that use HUD funds.

- Objective CD-2B.i: Generate 7 jobs annually, or 35 jobs over 5 years, for low- and very low-income persons by giving preference in contract bidding for HUD-funded projects. (Line 05H)

Strategy CD-2C: Use CDBG funds to support adult literacy programs, including English as a Second Language courses.

- Objective CD-2C.i: Provide literacy services to 20 residents annually, or 100 residents over 5 years. (line 05)

Priority CD-3. Provide public services for residents.

Strategy CD-3A: Use CDBG funds to provide supportive services that allow for independent living by populations with special needs.

- Objective CD-3A.i: Serve approximately 41,000 residents annually, or 205,000 residents over 5 years, with food and nutrition programs for low- and moderate-income persons, including delivery of food to homeless individuals or referred clients temporarily living in hotels, food programs for seniors, and delivery of food to persons with HIV/Aids. (Line 05, 05A, and 05M)
- Objective CD-3A.ii: Fund health services for 11 disabled persons annually, or 55 over 5 years, mainly funding for medical equipment, adaptive aids or assistive devices for the DRAIL program. (Line 05B)

Strategy CD-3B: Provide CDBG and ESG funds to combine supportive services with housing programs for homeless persons and families.

- Objective CD-3B.i: Provide shelter services for 2,500 persons annually, or 12,500 over 5 years, including a seasonal homeless emergency shelter and a transitional shelter for women recovering from alcohol/drug addictions and their children, and case management for families and/or individuals who are homeless or at risk of homelessness. Note that persons assisted may receive services over multiple years, duplicating numbers over the 5-year period. (Line 05)

Strategy CD-3C: Use CDBG funding to support programs for at-risk youth.

- Objective CD-3C.i: Support a shelter for runaway or homeless youth, serving 72 to 73 persons annually, or 364 over 5 years. (Line 05D)
- Objective CD-3C.ii: Support services for abused or neglected children, serving 21 to 22 persons annually, or 109 over 5 years. (Line 05N)

Strategy CD-3D: Provide CDBG funding for child care services.

- Objective CD-3D.i: Support parenting education services for 171 persons annually, or 855 over 5 years. (Line 05L)
- Objective CD-3D.ii: Fund childcare services at a shelter for abused, neglected and at-risk children, serving 120 persons annually, or 600 over 5 years. (Line 05L)

Priority CD-4. Fund public facilities and improvements in low-income neighborhoods

Strategy CD-4A: Use CDBG dollars to fund improvements to address accessibility issues for persons with disabilities.

- Objective CD-4A.i: Fund Americans with Disabilities Act (ADA) accessibility improvements in 3 public buildings over 5 years. (Line 03)
- Objective CD-4A.ii: Install of ADA-compliant curb ramps at 6 priority intersections over 5 years. (Line 03L)

Strategy CD-4B: Use CDBG funds to pave streets in low-income areas where such amenities are non-existent or in a state of neglect.

- Objective CD-4B.i: Pave 12 streets over 5 years. (Line 03K)

Strategy CD-4C: Provide funding support for the City's Property Agent with CDBG funds to pursue the purchase of land or right-of-way for CDBG-funded projects.

- Objective CD-4C.i: Provide \$280,000 over 5 years for the City's Property Agent to acquire property. (Line 01)

Non-Homeless Special Needs

Within the City, in various degrees, there is an ongoing gap in the availability of services across most categories of special need, including seniors, persons with disabilities, individuals with chronic illness, and persons with other conditions

affecting their ability to function independently and productively. In addition, there is a need to link access to supportive services to affordable and appropriate housing. More coordination and collaboration is needed between housing providers and service providers. Most of the following 5-year Consolidate Plan and 2010-2011 Annual Action Plan priorities, strategies, and objectives overlap with previously identified Housing and Community Development priorities, strategies, and objectives.

Priority SN-1. Provide housing and supportive services for elderly and frail elderly residents.

Strategy SN-1A: Use CDBG and HOME funds to promote construction as well as the rehabilitation and improvement of existing very low-, low-, and moderate-income senior housing. (Also see Strategies H-1A, H-2A, and H-3B)

- Objective SN-1A.i: Construct or provide housing rehabilitation and improvement assistance to 25 senior households annually, or 125 households over 5 years. (Also see Objectives H-1A.i, H-2A.i, H-3B.i, and H-3B.ii)

Strategy SN-1B: Use CDBG to fund supportive services for senior residents such as food delivery and nutritional education programs. (Also see Strategy CD-3A)

- Objective SN-1B.i: Provide supportive services to 175 seniors annually, or 875 seniors over 5 years. (Also see Objective CD-3A.i)

Priority SN-2. Provide housing supportive services that allow for independent living by populations with special needs including the physically disabled, developmentally disabled, persons with severe mental illness, and persons with alcohol or other addictions.

Strategy SN-2A: Use CDBG and HOME funds to promote construction as well as the rehabilitation and improvement of existing very low-, low-, and moderate-income housing for persons with disabilities, mental illness, and substance addictions. (Also see Strategies H-1A, H-2A, and H-3B)

- Objective SN-2A.i: Construct or provide housing rehabilitation and improvement assistance to 18 units in supportive housing facilities annually, or 90 units over 5 years. (Also see Objectives H-1A.i, H-2A.i, H-3B.i, and H-3B.ii)

Strategy SN-2B: Use CDBG to fund supportive services for persons with disabilities, mental illness, and substance addictions. (Also see Strategy CD-3A)

- Objective SN-2B.i: Provide supportive services to 250 special needs residents annually, or 1,250 persons over 5 years. (Also see Objectives CD-3A.i and CD-3A.ii)

Evaluation of Past Performance

During the 2009-2010 year the City of Modesto administered a comprehensive array of services that included community-based public services, emergency shelter services, and housing activities. The following highlights are among the most significant accomplishments.

The City of Modesto purchased the property at 412 Downey Avenue adjacent to 416 Downey Avenue which is owned by the City of Modesto. Up to \$250,000 in HOME Investment Partnership (HOME) entitlement funds were allocated to be used for pre-development activities in the development of affordable housing. Parks, Recreation and Neighborhood Department (PRND) staff continue pre-development activities, which began in the previous fiscal year. Staff believe the combination of the two parcels would be beneficial to the development of affordable senior housing. The HOME funds utilized for this project are also being leveraged through Redevelopment Agency set-aside funding. Once a developer is selected to complete this project, they will be required to match the HOME funding to complete the project.

Habitat for Humanity received CHDO funds in past years for pre-development activities for The Hope Village project located at the end of Houser Lane in Southwest Modesto, North of Paradise Road. This parcel is also located in a low-income Census Tract. To date, 10 units have been constructed and occupied by very low and low-income households, and 10 units are currently under construction. When completed, this project will bring an additional 20 affordable single family units to the Modesto area. Habitat for Humanity, in order to complete their permanent financing, has secured SHOP funds, CalHFA financing, Energy grants, lumber grants, and home sponsorships.

During the 2009-2010 fiscal year, the City has invested in renovations of public buildings to bring them into ADA compliance. Upgraded public facilities include the Dryden Golf Course, the Senior Center, and the King-Kennedy Memorial Center.

General Questions

- 1. Describe the geographic areas of the jurisdiction (including areas of low income families and/or racial/minority concentration) in which assistance will be directed during the next year. Where appropriate, the jurisdiction should estimate the percentage of funds the jurisdiction plans to dedicate to target areas.***

Geographic Areas of Low-income and Minority Concentration

The City of Modesto is located within Stanislaus County, in Northern California. The first figure in Attachment A, entitled "Low and Moderate Income Household Concentrations," provides information on the Census Tracts in Modesto that have concentrations of households with low- or moderate incomes.¹ The second figure in Attachment A, "Minority Population Concentration," highlights the Census Tracts where there are concentrations of minority populations. If 51 percent or more of the households in a given Census Tract qualify as low- or moderate-income, or 51 percent or more of the population are members of minority groups, then the tract is defined as an area of concentration. Nine Census Tracts, mainly located along Highway 99 and surrounding downtown Modesto, have low- or moderate-income concentrations. Fourteen Census Tracts, including most of the Census Tracts west of Highway 99 and a couple other tracts on the edges of the City limits, have minority concentrations.

¹ Low/moderate income households refers to those households with incomes that qualify as extremely low-income (less than 30 percent of Median Family Income, MFI), low-income (30 to 50 percent of MFI), and moderate-income (50 to 80 percent of MFI)

Additional figures in Attachment A show the Census Tracts where there are concentrations of Hispanic, Black, and Asian/Native Hawaiian/Pacific Islander populations. Across these three figures, the highlighted Census Tracts indicate places where the percentage of a given minority is above the city average and Census Tracts where the percentage of a given minority is twice or more than the City average. In the City of Modesto, an average of 6.8 percent of the population is Asian/Native Hawaiian/Pacific Islander. There is only one Census Tract where this population represents twice or more of the city average, and an additional 14 Census Tracts, mainly in western Modesto, where the population concentration exceeds the City average. Blacks comprise 4.1 percent of the City population, and there is only one Census Tract where Blacks represent more than twice this proportion. Fifteen additional Census Tracts have Black population above the City average, including most of the Census Tracts west of Highway 99 and some other tracts interspersed throughout the remainder of the City. As for the Hispanic population, there are five Census Tracts concentrated in southern Modesto where the Hispanic population is more than twice the City average of 32.8 percent. An additional seven Census Tracts have concentrations above the City average.

The final figure in Attachment A highlights the locations of the Licensed Community Care Facilities in the City of Modesto. Licensed Community Care Facilities include adoption agencies, adult day care, adult residential facilities, childcare centers, crisis nurseries, foster family sub agencies, group homes, infant centers, residential care for the elderly, and school age childcare. These facilities are dispersed relatively evenly throughout the City, and the facilities are not concentrated in the lower income Census Tracts.

2. Describe the basis for allocating investments geographically within the jurisdiction (or within the EMSA for HOPWA) (91.215(a)(1)) during the next year and the rationale for assigning the priorities.

Basis for Allocating Investments and Assigning Priority

Allocation of CDBG and HOME funds and assignment of priorities for funding are based upon the national goals set forth by HUD regulations, and local goals for housing and community development. The local goals, which are consistent with HUD regulations, focus on building up and improving the City's people and neighborhoods. The City's priorities are based upon the following broad principles:

- A community that values diversity; respects cultural, ethnic and individual differences; and provides equal opportunity and access to services.
- A community where children and youth thrive and succeed, with adequate education, health care, and nutrition.
- A community that has a labor force able to secure and maintain employment.
- A community that provides senior citizens and disabled persons with the support needed to be secure, to function independently, and to contribute to the community.

- A community that has an adequate supply of affordable housing dispersed throughout the community.

Goals contained in the City of Modesto 2005-2009 Strategic Plan that the City deemed relevant for the Consolidated Plan include:

- The City encourages opportunities for all levels of education and workforce development, including trade school, college, and university.
- Our downtown is a vibrant, government, financial, corporate, and regional entertainment center with high-density housing and services.
- Identify opportunities for collaborative delivery of police, fire, recreation, and neighborhood services.
- Promote a variety of housing types to address the diversity of needs for people throughout their life cycle and across income levels.
- People in neighborhoods have convenient linkages to services.
- Collaborate for health services delivery with our partners, such as the County.
- Actions support the safe and healthy, drug-free, gang-free development of young people.

As part of the City's preparation of its Draft 2009 Housing Element (a part of the Modesto General Plan required under State law), the following Community priorities were developed in community meetings throughout Modesto:

- Promote economic development and jobs.
- Provide street improvements.
- Ensure traffic safety.
- Facilitate neighborhood revitalization and clean up.
- Assist and promote neighborhood-based non-profit organizations.

In addition, the Draft 2009 Housing Element identified the following key issues related to housing and community development needs:

- *Projected population growth of 60 percent over the next 10 years and double over the next 20 years.*
- *Employment growth lagging behind population and housing growth during the past 10 years.*
- *Geographic and income mismatch between jobs and housing available in the City, resulting in increased commuting time, and worse traffic and air quality, among other issues.*
- *Historic increase of housing prices in the Bay Area, causing workers from the Bay Area to seek affordable housing in the San Joaquin Valley.*
- *Most significant employment gains in the last 10 years were among the service and production/craft/repair occupations, primarily lower paying jobs.*
- *Lack of multi-family housing construction, leading to overcrowding and cost burden issues among renter-households.*

- *Increase in families without children and decrease in families with children indicate the need for smaller size units to accommodate start-up families.*
- *Increase in “other” families, particularly the single-parent households, indicates a need for affordable housing and child care.*
- *Approximately 35 percent of the senior households pay more than 30 percent of their limited incomes on housing. Cost burden is particularly prevalent among senior renter households.*
- *Limited availability of large rental units for large renter-households.*
- *A rising homeless issue Countywide with inadequate services and facilities to address the needs. Of specific note is the rising number of homeless families.*
- *Too little supportive housing for special needs populations.*
- *Approximately 36 percent of the housing stock is at least 30 years old. Ongoing maintenance is necessary to preserve and improve the quality of the housing stock.*
- *Certain neighborhoods exhibit deferred maintenance.*
- *Some affordable housing developments may be eligible to convert to market-rate housing.*
- *Lower-income households have limited housing choices and most likely cannot afford to own a house.*

Several policies contained in the City’s Draft 2009 Housing Element were also relevant to the shaping of the Consolidated Plan priorities. These policies include:

- Policy 1.1: Establish and/or support programs to supply below market housing for extremely low-, very low-, low-, and moderate-income households, as well as market rate housing.
- Policy 1.2: Promote the development of affordable housing throughout the community, where appropriate and compatible with existing uses, and facilitate the development of housing for the unmet needs of lower income special needs groups, including the disabled, elderly, homeless, and large families (five or more persons).
- Policy 2.1: Promote equal opportunity for all residents to live in the housing of their choice by continuing to make a strong commitment to the issue of fair housing practices, as well as ensure that fair housing opportunities prevail for all City residents regardless of age, sex, religion, ancestry, marital status, family status, income or source of income, race, creed, national origin, sexual orientation, or disabilities.
- Policy 2.2: Facilitate the development of accessory units as an affordable housing alternative.
- Policy 2.3: Facilitate the development of entry level housing as well as “step-up” housing and encourage a range of housing types to be constructed in subdivisions and large developments.
- Policy 3.1: Maintain the supply of safe, decent, and sound affordable housing in the City of Modesto through the conservation and rehabilitation of the City’s existing housing stock, focus on the use of City resources for housing rehabilitation, and encourage the development and rehabilitation of housing that is accessible to persons with disabilities.

- Policy 3.4: Make a maximum effort to preserve for its lower income households, the units in assisted housing developments that are eligible to change to uses for other than lower-income households, due to terminations of subsidy contracts, mortgage prepayments, or expiration of use restrictions.
- Policy 5.1: Establish and maintain development standards that support housing production while protecting quality of life goals.
- Policy 5.2: Continue to provide financial incentives such as fee deferrals and exemptions for developments meeting the affordable and special housing needs of the community. Review the City's fee structure, including development fees, impact fees, and other municipal costs, periodically to ensure that they do not unduly constrain the production of housing, especially affordable housing.
- Policy 5.2: Continue to provide timely and coordinated processing of residential development projects to encourage housing production.
- Policy 5.3: Continue to provide timely and coordinated processing of residential development projects to encourage housing production.
- Policy 6.2: Promote infill development as a method of ensuring maximum utilization of existing urban services.
- Policy 7.1: Encourage the development of workforce housing.

The Stanislaus County Housing & Support Services Collaborative, *Continuum of Care Application 2009* influenced the funding priorities related to homeless persons. These objectives are to be maintained or exceeded over the next ten years. The objectives include:

- Objective 1: Create new permanent housing beds for chronically homeless individuals.
- Objective 2: Increase percentage of homeless persons staying in permanent housing over 6 months to at least 77 percent.
- Objective 3: Increase percentage of homeless persons moving from transitional housing to permanent housing to at least 65 percent.
- Objective 4: Increase percentage of persons employed at program exit to at least 20 percent.
- Objective 5: Decrease the number of homeless households with children.

In addition, priorities were established on the basis of comments received from the general public and interested parties from community workshops, surveys, and comments received during the Consolidated Plan preparation process. Priorities were also developed as a result of City outreach to non-profit agencies, neighborhood groups, the private sector, other government agencies, and service clubs.

A project that has been a great success for our community was a combined effort between the City of Modesto and the County of Stanislaus to clean up the Airport Neighborhood revitalization area. Located in a low-income Census Tract known for illegal dumping and blight as well as criminal activity, this neighborhood is a mixture of City and County. Volunteer groups and representatives made up of individuals from both the City and the County came together and filled several dumpsters and cleaned out multiple alley ways and areas that had become dumping grounds.

The City of Modesto plans to continue clean up efforts in the Airport Neighborhood while focusing on revitalization in the neighborhood. The Airport Neighborhood is an area of Modesto that requires a great investment of time and resources and staff plan to continue to focus on the area to work on more economic development and revitalization, building on the theory that catalyst investments in the area will start bringing it back to life, which will then spur additional private investment, increasing pride in the neighborhood and creating a neighborhood of choice instead of a neighborhood of neglect. To adequately address community development needs in the neighborhood, HUD funding will be leveraged with private donations and other forms of state and federal grants to carry out tasks. City staff monitor all projects and organizations funded through the various programs to ensure that they are in compliance with all regulations, including matching of funding.

3. Describe actions that will take place during the next year to address obstacles to meeting underserved needs.

Obstacles to Meeting Underserved Needs

Every year the City of Modesto Parks, Recreation and Neighborhoods Department works to increase its potential bidder list for general building contractors and subcontractors; particularly small, minority, and female contractors bidding on housing rehabilitation projects and capital improvement projects. The City of Modesto advertises a solicitation in the local newspaper in English and Spanish to target contractors with expertise in the following areas: Heating & Air Conditioning, Roofing, Concrete, General, Pest Control, Street Improvements, Electrical, Plumbing, Demolition, and any other construction-related expertise. The City takes many opportunities to target minority and female contractors to help ensure fair and viable opportunities exist for all. Also, for larger Capital Improvement Projects (CIP) there is an attachment to the solicitation which clearly defines what a Minority and Women Business Enterprise is and the document outlines the disadvantages a Minority and Women Business Enterprise might face during the time of conducting business. Providing this information to the public helps target potential problems and allows any City-funded CIP project to address issues as they arise.

The City of Modesto is committed to providing fair opportunities for all businesses. For the 2010-2011 fiscal year, the City will develop a process, as detailed in Strategy CD-2B, to give preference to low- and very low-income persons or business concerns employing low- and very low-income persons in contract bidding opportunities for housing construction, rehabilitation, or other public construction projects that use HUD funds. Through such a process, once established, the City of Modesto will comply with Section 3 requirements for HUD funds.

4. Identify the federal, state, and local resources expected to be made available to address the needs identified in the plan. Federal resources should include Section 8 funds made available to the jurisdiction, Low-Income Housing Tax Credits, and competitive McKinney-Vento Homeless Assistance Act funds expected to be available to address priority needs and specific objectives identified in the strategic plan.

Resources

The Annual Action Plan will utilize funding from CDBG, HOME, and ESG programs to address identified priority needs. Below is a listing of each program, including actual funding allocations for the 2010-2011 Annual Action Plan period, which do not include carry-over funding from prior years.²

Community Development Block Grant (CDBG) – provides funding for housing and economic development activities targeted at low- and moderate income persons.

- 2010/2011: \$2,531,823

Home Investment Partnerships Program (HOME) – provides funding for activities related to rental and ownership housing for low-income persons.

- 2010/2011: \$1,311,710

Emergency Shelter Grants (ESG) – provides funding for shelter and services for the homeless.

- 2010/2011: \$103,064

Managing the Process

1. Identify the lead agency, entity, and agencies responsible for administering programs covered by the consolidated plan.

Lead Agency

The lead agency overseeing the development of the First Program Year Action Plan is the City of Modesto. The City of Modesto will implement the 2010-2011 Annual Action Plan through the following agencies and organizations. The City will serve as the lead agency in coordinating and monitoring the use of federal funds.

City of Modesto. The following City departments are involved in the implementation of the Consolidated Plan and Annual Action Plans:

Parks, Recreation and Neighborhoods Department. The Parks, Recreation and Neighborhoods Department is responsible for managing the implementation of the Consolidated Plan and overseeing the use of federal funds. This department also oversees the City's housing, public services, neighborhood clean-ups, and other programs that are funded under the Consolidated Plan.

Community and Economic Development Department. The Community and Economic Development Department is responsible for development review and permitting; building and safety inspections, code enforcement, plan checking, and permitting; and business development. The department is responsible for programs and projects that seek to create housing and jobs for low- and moderate-income residents. The Department also implements the Workforce Development Program.

Public Works Department. The Public Works Department is responsible for publicly owned facilities and infrastructure, such as streets, sidewalks, and

² Carol Averell, Senior Community Development Program Specialist, City of Modesto. Personal Communication. March 31, 2010.

other public rights-of-way; water, sewer, and storm drain facilities; and landscaping in public areas other than community parks and recreation facilities. This department directs projects and programs that seek to improve community facilities and infrastructure in low- and moderate-income neighborhoods and to improve disabled access in public areas.

Police and Fire Departments. These departments provide law enforcement, public safety, and emergency services, and are involved in the implementation of anti-crime, homeless, public safety and emergency services funded under the Consolidated Plan.

Stanislaus County. Stanislaus County is the primary provider of public services through the departments listed below. The City of Modesto coordinates the delivery of public services and programs operated by public and non-profit agencies through these various County departments:

- Homeless Assistance Program
- Health Services Agency
- Department of Behavioral Health and Recovery Services
- Community Services Agency

State of California. The State of California provides funding and services to cities and counties in California through several agencies, to meet a variety of housing, community development, and social service needs. The following agencies, while not a complete list, provide much of the funding and services to low- and moderate-income Modesto residents:

- Department of Rehabilitation, Modesto Office
- Valley Mountain Regional Center
- California Department of Housing and Community Development

Other Public Agencies. These are public agencies, other than those that are part of the City of Modesto, Stanislaus County, or the State, that participate in housing and community development programs. Three of these agencies include:

Housing Authority of Stanislaus (HACS). The Housing Authority of the County of Stanislaus is responsible for the County's public housing and rental assistance (i.e. Housing Choice Vouchers, previously Section 8), operates rental housing rehabilitation programs, and is the project sponsor for selected affordable housing programs.

Modesto School Districts. Eight school districts serve the City of Modesto. The primary districts are the Modesto City Elementary School District and the Modesto City High School District, which operate jointly as Modesto City Schools, under a single board of education. School districts partner with the City in providing youth services, such as before and after school programs, nutrition programs, health services, anti-crime programs, and other programs for Modesto's low- and moderate-income families. The school districts furnish facilities from which these services can be provided, and collaborate with the City in providing joint recreation programs and facilities for low-income and at-risk youth.

Non-Profit Organizations. Private, non-profit organizations provide the majority of housing, shelter, and direct services funded under the Consolidated Plan. Among the agencies that deliver services to low- and moderate-income Modesto residents,

many of which are funded by the City, are:

- Association of Retarded Citizens of Stanislaus County
- Californian Association of the Physically Handicapped, Chapter No. 37
- Center for Human Services
- Central Valley Opportunity Center
- Children's Crisis Center
- Community Transitional Resources
- Community Housing and Shelter Services
- Bread of Life Meals Ministry
- Disability Resource Agency for Independent Living (DRAIL)
- Doctors Medical Center Foundation
- Golden Valley Health Centers Homeless Health Project
- Habitat for Humanity
- Haven Women's Center of Stanislaus County
- Healthy Aging Association
- Interfaith Ministries
- Modesto Gospel Union
- Modesto Love Center Ministries
- Parent Resource Center
- Project Sentinel
- Salvation Army
- Second Harvest Food Bank
- Self-Help Enterprises
- Stanislaus Community Assistance Program (SCAP)
- Stanislaus County Affordable Housing Corporation (STANCO)
- Telecare/SHOP
- United Way of Stanislaus County (not a direct service providers, but a funding agency)
- United Samaritans Foundation (USFLP)
- West Modesto/King Kennedy Neighborhood Collaborative

Private Entities. Various private entities, including homebuilders and homebuilders associations, lenders, real estate professionals and associations, and rental property owners and associations collaborate with the City, other public agencies, and non-profit organizations to provide housing and financing for housing, and to promote fair housing programs.

Stanislaus County Housing and Supportive Services Collaborative. The SCHSSC is the planning and coordinating body for homeless issues in Stanislaus County. Representation includes non-profit organizations, homeless persons, formerly homeless persons, local governments, disability service organizations, the public housing authority, police and fire departments, faith-based and other community based organizations, service agencies, community members, government agencies and housing developers. The SCHSSC is also the lead agency for the Stanislaus Continuum of Care.

2. Identify the significant aspects of the process by which the plan was developed, and the agencies, groups, organizations, and others who participated in the process.

Significant Aspects of Plan Development Process

The Consolidated Plan and 2010-2011 Annual Action Plan were prepared with oversight by the Citizens Housing and Community Development Committee (CH&CDC). This committee, appointed by the City Council, with two Council representatives, also has representatives of various other City committees, including: Citizens Redevelopment Advisory Commission, Planning Commission, and the Housing Rehabilitation Loan Committee. In addition, at-large seats, generally representing low-income and racial minority groups, fill out the 13-member committee.

Other key aspects of the planning process were:

- Consultations with key stakeholders, including representatives of Housing Authority of Stanislaus County; non-profit organizations that provide housing, facilities, and/or services to low- and moderate-income residents; and neighborhood organizations.
- Consultation with the general public through workshops, public hearings (see Citizen Participation below), and a resident survey.

3. Describe actions that will take place during the next year to enhance coordination between public and private housing, health, and social service agencies.

Actions to Enhance Coordination

The City has made several efforts to address the potential gaps in the delivery system. Among City departments that are involved in housing and community development programs, Memorandums of Understanding (MOUs) are in place that delineate the program and reporting requirements for each department. Other examples of efforts to overcome gaps in the institutional structure and to enhance coordination include:

- The City's CDBG staff works with the City's Finance, Parks Planning, and Public Works Departments to ensure that capital improvement projects are on schedule, and that invoices are paid in a timely manner.
- The Deputy Director for HUD programs meets on a weekly basis with the key CDBG and HOME staff members to discuss the status of projects and upcoming meetings.
- The RDA/CDBG Administrative Analyst II is a member of the City's Development Review Team, which meets weekly to review and discuss all proposed residential and commercial developments in the City. The team includes traffic engineers, landscape architects, planners, etc., to ensure that all developments are looked at from every angle in terms of their impacts to the surrounding neighborhoods, and how the project fits in with "Smart Growth" principles.
- CDBG staff provided a technical assistance workshop to non-profit agencies on the types of services that are eligible for public service funding, as well as a detailed explanation of ESG requirements. The workshop also covered how to properly fill out an application package.

- CDBG and HOME staff participated in the following community/collaborative committees: Stanislaus County Housing and Support Services Collaborative, Emergency Food and Shelter Board, United Way Impact Councils on Building Strong Neighborhoods, and Safety Net.
- The HOME Program Manager was involved in the update of the City's Housing Element, especially involved in the discussions surrounding multifamily and affordable housing, and a review of existing HUD-funded housing programs and an evaluation of their effectiveness.
- City staff worked lending institutions and non-profit organizations, Federal National Mortgage Association (FNMA or "Fannie Mae") to present a Foreclosure Prevention Workout Event in June 2004. Lending institutions worked with homebuyers to provide loan modifications. City staff also worked with lenders, non-profit organizations and other housing organizations to provide to provide an event called Homeownership Modesto. The event included a 4 hour homebuyers counseling and other workshops to inform the public about Neighborhood Stabilization Program 1 (NSP1)

During the 2010-2011 year, the City of Modesto will continue to work with the Housing Authority of the County of Stanislaus (HACS) to acquire new properties within the City of Modesto. In order to help fund the Housing Authority Capital Fund Program, the City of Modesto provides environmental review services at no cost to the Housing Authority. In the amendment to the 2008-2009 Annual Action Plan, which outlined the Neighborhood Stabilization Program, the City allocated funding to the HACS for an Incentive Transfer Program. This program will work with existing public housing programs to acquire foreclosed properties and move existing households with a positive track record into the next step in self sufficiency, which will eventually lead to those households moving out of Public Housing. This program will also open up more room for other households in need of assistance.

Citizen Participation

1. Provide a summary of the citizen participation process.

Citizen Participation Process

The City held a public Key Stakeholder workshop during January of 2010. An invitation to the workshop and a copy of the City's survey of Housing and Community Development Needs (included in Attachment B) were sent out to 138 organizations operating in the City. During the workshop, service providers gave the following recommendations regarding priority needs:

- Workforce housing;
- First-time homebuyers;
- Affordable rental housing;
- Transitional housing for the homeless;
- Combine affordable housing with services;
- Infill affordable housing;
- Redevelopment of abandoned homes;
- Homeless services for kids, veterans, seniors, and the working poor;
- Affordable housing for seniors;
- Transportation for seniors;

- Outreach activities to improve perceptions so eligible residents enroll in programs;
- Supportive housing for the homeless with mental health disabilities;
- Increase funding, marketing, and staff for first-time homebuyer assistance programs;
- Fair housing education for tenants/renters and homeowners;
- Affordable downtown housing for all groups; and
- Renovate Ralston Towers.

Public and non-profit organizations that provide housing, facilities, and/or services to low- and moderate-income residents were contacted as part of the preparation of information for inclusion in the Consolidated Plan. Michele Gonzales, Director of Housing Choice Voucher Program Administration, who serves as the President-elect of the Stanislaus County Continuum of Care, provided information regarding the 2009 Continuum of Care Application. Carol Prunty, Director of Housing Services, and Joe Gibbs, Director of Development, at the Stanislaus Community Assistance Project, gave information regarding housing for persons with HIV/AIDS and the disabled. Gabriel Juarez, Director of Housing Management, Housing Authority of the County of Stanislaus, supplied information about the waiting list for public housing provided by the Housing Authority.

In addition to the previously mentioned Key Stakeholder meeting, which was publicized and open to the public, Citizen participation in the Consolidated Plan process included two Consolidated Plan neighborhood meetings held in February of 2010, a public review period for the draft Consolidated Plan and First Program Year Action Plan during March and April 2010, a public consultation meeting on April 1, 2010, a public hearing by the Citizens Housing and Community Development Committee on April 21, 2010, and a public hearing in the 2010-2011 Annual Action Plan by the Modesto City Council on May 11th, 2010.

In addition to verbal input taken at the meetings, the City distributed resident questionnaires during the neighborhood meetings seeking public input on housing and community development needs. The City also provided surveys to service agencies involved in housing and community development, which in turn distributed the surveys to their clients. Approximately 38 resident surveys and 11 service provider surveys were submitted. Attachment B details the results of the survey.

2. Provide a summary of citizen comments or views on the plan.

Summary of Citizen Comments

Refer to Attachment B of this document, which provides a summary of comments made by citizens and community organizations. According to the results of a resident and survey provider survey, community needs with the highest priority scores, based on a scale of one to four, with one being the lowest priority and four the highest, are:

- Mental Health Services
- Neglected/Abused Children
- Job Creation/Retention
- Employment or Vocational Training
- Health Services
- Anti-Crime Programs

- Homeless Services
- Senior Housing
- Disabled Services
- Housing for Disabled
- Health Care Facilities
- Affordable Rental Housing
- Homeless Facilities
- At-Risk Youth Services
- Domestic Violence Services (e.g., counseling)

3. Provide a summary of efforts made to broaden public participation in the development of the consolidated plan, including outreach to minorities and non-English speaking persons, as well as persons with disabilities.

Efforts to Broaden Public Participation

The City ensured that one of the two neighborhood meetings was held in the evening to accommodate household members who work during regular business hours. Neighborhood meetings were held in areas with predominantly low- and moderate-income residents. The meeting for key stakeholders was held during the day to accommodate the service providers. All meetings were held at public buildings that are accessible to persons with disabilities. A Spanish language translator was available at all public meetings. In addition, public notices pertaining to the Public Consultation meeting were issued in both English and Spanish.

4. Provide a written explanation of comments not accepted and the reasons why these comments were not accepted.

**Please note that Citizen Comments and Responses may be included as additional files within the CPMP Tool.*

Comments Not Accepted

The City accepted all public comments on the 2010-2011 Annual Action Plan and seeks to address as many of the public's concerns and priorities as possible. However, the lack of adequate funding to address all needs during the one-year period covered by this Annual Action Plan (2010–2011) means that not all priority needs can be addressed, or fully addressed. Public comments related to the City's process for funding, coordinating, and monitoring projects, programs, and services under the Consolidated Plan were also accepted and will be considered in the City's review of its internal processes.

Institutional Structure

1. Describe actions that will take place during the next year to develop institutional structure.

Program Year 1 Action Plan Institutional Structure response:

Institutional Structure

See Managing the Process, "Actions to Enhance Coordination" section above for a description of efforts to overcome gaps in the institutional structure and to enhance coordination.

Monitoring

- 1. Describe actions that will take place during the next year to monitor its housing and community development projects and ensure long-term compliance with program requirements and comprehensive planning requirements.***

Program Year 1 Action Plan Monitoring response:

General

The City monitors its performance in meeting the goals and objectives set forth in the Consolidated Plan and First Program Year Action Plan in the following ways:

- Keeping the community aware of the Consolidated Plan and asking for its input on the City's progress in meeting the Plan's goals and objectives at various public forums.
- Staff review of proposals for consistency with the Consolidated Plan.
- Evaluating and discussing in detail the City's performance as it relates to the Consolidated Plan during preparation of the Consolidated Annual Performance Evaluation Report (CAPER).

In addition, the City has established a coordinated procedure within the Parks, Recreation and Neighborhoods Department to verify and confirm that grant funds have been used in an eligible and appropriate fashion. The Department receives monthly budget printouts from the Finance Department, and staff verify and cross-reference the information on the printouts, with supporting documentation maintained at the Department office. Department staff also assign a unique number to each activity, which provides easy identification on both the City's financial reporting system and IDIS, the federal financial cash management system.

Housing Rehabilitation and Loan Program

For projects funded under the Housing Rehabilitation Loan Program, both the Housing Finance Specialist and the Housing Rehabilitation Specialist monitor the use of those funds. Funds are disbursed according to a detailed Real Property Improvement Agreement that is executed by the property owner and the contractor. When a phase of the work is completed, the Housing Rehabilitation Specialist confirms the completeness of the phase of rehabilitation and reviews the work with the property owner. The owner signs a payment request voucher that authorizes the disbursement of funds according to the contract. The Housing Financial Specialist reviews the payment voucher, after which time it is approved by the Deputy Director of the Parks, Recreation and Neighborhoods Department. The City's Finance Department monitors the disbursement of funds and the balance of the project account. For deferred loans, the City monitors compliance with loan terms every 18-24 months.

CDBG and ESG Funds

As contracts are written for the various organizations (sub-recipients) receiving CDBG or ESG funds, strict controls are placed on the use of the funds. Whenever possible, payments are made for units of service delivered to beneficiaries. Performance measures (i.e., number of individuals served, type of activity, accomplishments, etc.) are established as part of the agreement. This enables City staff to monitor the effectiveness of the funded project. The agreement for services also includes general performance standards, including the provision of monthly activity reports to the City, and written requests for reimbursement of expenses. In addition to implementing agreements for services with local non-profit organizations, the Parks, Recreation and Neighborhoods Department has written "Memoranda of Understanding" (MOUs) with other City departments. These MOUs describe, in general, the services that are to be delivered to the community, quantify the services in measurable objectives and terms, and list the funds dedicated to these activities. Staff then follow up on the conditions of the MOUs and monitor the progress of City departments, as well as non-profit agencies. All internal departments also submit written requests for disbursement of funds.

For sub-recipients, City staff conduct on-site monitoring sessions annually to confirm the supporting documentation for use of funds and to confirm that the services were rendered as reported. The monthly invoicing is also carefully reviewed and detailed receipts and accounting records must be submitted to support the requested payments. Staff address key issues that may arise from general programmatic concerns, audit findings, or public concern during on-site monitoring sessions. Staff also utilize on-site monitoring for an opportunity to provide technical assistance to the sub-recipients, so that the agencies can maximize the benefits of their programs.

In 2010 the CDBG Request For Proposals (RFP) for Public Services was released on January 11, advertising the availability of CDBG and ESG funds for the coming year. Eligible non-profit agencies were invited to attend a technical assistance conference, in which staff covered the eligible uses of CDBG and ESG funds and described the application process. Once the Request for Proposals (RFP) cycle was closed and proposals had been received, a review committee made up of staff, and members of the Citizen's Housing and Community Development Committee read each proposal; and the non-profit agencies had the opportunity to provide oral presentations to the review committee and finally funding recommendations were provided based upon the following criteria:

- Soundness of the agency.
- Eligible activity.
- Alignment with community need.
- Quality of service.

The Review Committee's funding recommendations were provided to the Citizens Housing and Community Development Committee, as well as the City Council. Once approved, these projects will be included in the list of projects for the 2010-2011 Annual Action Plan as Attachment D.

The City of Modesto has a Small, Minority Business Enterprise/Women's Business Enterprise (MBE/WBE) policy and procedures guideline that was accepted by HUD in May 1994. The City's Recreation, Parks and Neighborhood Services Division conducts outreach efforts throughout the year to inform licensed minority and women contractors and prospective MBE/WBE contractors about the advantages of

making bids on rehabilitation and new construction projects. The MBE/WBE item is included in the City's request for proposal process. For the City's rehabilitation program, applications are sent to non-profit agencies, construction firms, developers, and real estate agents that may qualify as MBE/WBEs.

HOME Program

In accordance with 24 CFR, Section 92.252, HOME-assisted rental units are monitored and inspected for income certifications, housing quality standards, and other affordability criteria. There are different levels of monitoring that staff follow, beginning at project predevelopment and continuing through the period of affordability. Staff review each draw request. Staff meet with the developers to provide technical assistance if needed, and make periodic site visits to follow up on project progress. In addition, staff are constantly monitoring to see if the projects are meeting the standards established in the initial agreement, if costs are on target, and to check on quality of construction.

For rental housing, during the period of affordability, staff conduct on site inspections of units to determine compliance with property standard requirements. Staff corroborate information furnished by the owners in regards to lease, income verification, rent, utility allowances and compliance with provisions of written agreements. In addition, City staff perform on site inspections of HOME-assisted units as required.

- Complexes containing one to four HOME-assisted units are monitored not less than once every three years; complexes containing five to 25 units are monitored every two years, and projects containing 26 units or more are monitored every year. HOME-assisted rental units are inspected for rent, income, housing quality, and other affordability criteria in accordance with HOME requirements. Physical inspections are conducted to ensure that properties provide decent, safe and sanitary housing for all residents. In addition, all property management agents at each complex are expected to maintain physical conditions above the minimum maintenance standards as required by Section 8 Housing Quality Standards and local housing codes.
- Recapture/Resale for Home Ownership Activities: The City of Modesto has elected the recapture option during the affordability period. As such, the full amount of the HOME American Dream Down Payment Initiative (ADDI) assistance loan made to the homebuyer is recaptured and returned to the HOME program account by the end of the affordability period. Loans are deferred. Full repayment (principal plus accrued interest) is due at the time the owner sells, transfers title, refinances, or discontinues using the home as a principal residence. The City monitors compliance with deferred loan terms.
- Affirmative Marketing: The City of Modesto implemented an Affirmative Marketing Policy for use in its HOME program in order to comply with HUD fair housing objectives. Both the borrower/developer and the City share the responsibility to inform the public about federal fair housing laws. The City, through its monitoring of the HOME units, evaluates the effectiveness of the marketing efforts. The beneficiaries are held to the terms of the policy by reference in the HOME Loan Agreement and Trust Deed executed to secure the HOME loan.

Lead-based Paint

- 1. Describe the actions that will take place during the next year to evaluate and reduce the number of housing units containing lead-based paint hazards in order to increase the inventory of lead-safe housing available to extremely low-income, low-income, and moderate-income families, and how the plan for the reduction of lead-based hazards is related to the extent of lead poisoning and hazards.***

Program Year 1 Action Plan Lead-based Paint response:

The 2010-2015 Consolidated Plan estimates that a potential 7,670 households in Modesto live in housing with lead hazards. Housing and Neighborhood Services Division Rehabilitation staff developed a workbook to guide contractors through the process when lead-based paint is found or presumed to be present during construction. The workbook contains federal requirements for paint and rehabilitation programs, a flowchart of assistance thresholds, the documentation that is required, the timeframe to submit the documentation, and cost worksheets on level of rehabilitation assistance. This workbook includes Lead Safe Housing Rule Checklist and Associated Guidance, which complies with Information Bulletin CPD-2003-017, August 2003.

Housing Rehabilitation staff plan to sponsor an EPA-HUD certified class, "Lead Safety for Remodeling, Repair, & Painting". The instructor will be a DHS Certified Inspector/Assessor. Most of the housing rehabilitation projects are subject to federal regulations for Lead Based Paint and contractors must be certified in safe work practices when completing the rehabilitation work. This effort in the past has resulted in more contractors being able to bid on and participate in the projects that contain lead based paint.

The Cost for the stabilization of lead based paint can be included in the City's housing rehabilitation loan program. The cost of the lead based paint inspection and/or clearance is paid from entitlement funds.

HOUSING

Specific Housing Objectives

*Please also refer to the Housing Needs Table in the Needs.xls workbook.

- 1. Describe the priorities and specific objectives the jurisdiction hopes to achieve during the next year.***

Housing Priorities, Strategies, and Objectives

Modesto has established the following housing priorities, strategies, and objectives for the 2010-2011 First Program Year Action Plan period:

Priority H-1. Increase the supply of affordable rental housing.

Strategy H-1A: Use HOME funds to leverage funding for the construction of new affordable rental housing units through partnerships with the Modesto Redevelopment Agency, the Housing Authority of the County of Stanislaus, and using tools such as land banking, the Revolving Loan Fund, and housing set-aside funds.

- Objective H-1A.i: Construction of 44 affordable rental units over 5 years, or approximately 8 to 9 units annually.

Priority H-2. Provide homeownership opportunities.

Strategy H-2A: Use CDBG and Neighborhood Stabilization Program funds to acquire and rehabilitate vacant/foreclosed properties for conversion to affordable homeowner housing and the Down Payment Assistance Program in order to promote homeownership opportunities among lower and moderate income households.

- Objective H-2A.i: Acquire and rehabilitate 14 to 15 units annually or 73 units over 5 years.
- Objective H-2A.ii: Assist 7 to 8 households annually, or 36 households over 5 years, through the DPAP.

Priority H-3. Preserve existing affordable housing stock.

Strategy H-3A: Work with the HACS to preserve existing affordable housing units at risk of conversion to market-rate units.

- Objective H-3A.i: Preserve 300 affordable housing units in the eight complexes with project-based Section 8 subsidies, through contract extensions.

Strategy H-3B: Promote rehabilitation and improvements to existing very low- and low-income owner-occupied housing using the Disabled Access Assistance/ Emergency Home Repair and Minor Home Repair Grant Programs.

- Objective H-3B.i: Assist 7 to 8 households annually, or approximately 35 households over 5 years through the Emergency Home Repair Program/Disabled Access Assistance Program.
- Objective H-3B.ii: Assist 12 to 13 households annually, or approximately 60 households over 5 years through the Minor Home Repair Grant Program.
- Objective H-3B.iii: Provide \$397,650 in annual funding, or \$1.988 million over 5 years, to support rehabilitation administration, services and supplies necessary to provide technical support and oversight of the City's housing rehabilitation programs

Priority H-4. Continue to support fair housing.

Strategy H-4A: Disseminate information and conduct outreach regarding Fair Housing services and counseling. Provide information regarding fair housing rights and violation remedies, especially landlord responsibilities to provide tenants notice of foreclosure proceedings.

- Objective H-4A.i: Assist 437 residents annually, or 2,184 over 5 years by providing fair housing consultations and information, investigation services, outreach and educational presentation and tenant landlord dispute resolution services.

2. Describe how Federal, State, and local public and private sector resources that are reasonably expected to be available will be used to address identified needs for the period covered by this Action Plan.

Use of Federal, State and Local Resources

Refer to the “Housing Priorities, Strategies, and Objectives” response to Question 1 in this section and the Housing tables in Attachment C for a description of resources to be used to address identified needs.

Needs of Public Housing

1. Describe the manner in which the plan of the jurisdiction will help address the needs of public housing and activities it will undertake during the next year to encourage public housing residents to become more involved in management and participate in homeownership.

Needs of Public Housing

The 2010-2015 Consolidated Plan identified all 810 Section 8 affordable housing units as at-risk of conversion to market rate units in the next several years. Strategy H-3A calls for the City to work with the HACS to preserve existing affordable housing units at risk of conversion to market-rate units.

During the 2010-2011 year, the City of Modesto will continue to work with the HACS to acquire new properties within the City of Modesto. In order to fund the Housing Authority Capital Fund Program, the City of Modesto provides environmental review services at no cost to the Housing Authority. The City also plans to continue work with the HACS on the Incentive Transfer Program.

The HACS intends to address the needs of public housing, and activities it will undertake to encourage public housing residents to become more involved in management and participate in homeownership include the following:

Encourage resident involvement

- Improve communications with residents and program participants through the use of new letters and/or resident meetings; and
- Continue to provide staff training opportunities, which support improvements in the quality of the Authority’s housing programs.

Increase homeownership

- Leverage private or other public funds to create additional housing opportunities; and
- Implement a Lease to Purchase Home-ownership Program by June 2010.

- 2. If the public housing agency is designated as "troubled" by HUD or otherwise is performing poorly, the jurisdiction shall describe the manner in which it will provide financial or other assistance in improving its operations to remove such designation during the next year.***

The HACS is not classified as "troubled" by HUD, nor is it considered to be performing poorly.

Barriers to Affordable Housing

- 1. Describe the actions that will take place during the next year to remove barriers to affordable housing.***

Program Year 1 Action Plan Barriers to Affordable Housing response:

Parks, Recreation and Neighborhoods Department staff, as well as the Community and Economic Development Department, worked together to create a tool kit for developers who are interested in building affordable housing. The City of Modesto is hoping that a complete package including a combination of fee waivers or deferrals, environmental review, zoning issues resolved, a fast track to entitlement, and ways to leverage CDBG or HOME funding will help to bring developers with experience in developing affordable housing in to work with the City. The Neighborhood Stabilization Plan provides priority funding to organizations that provide decent affordable housing and that will work with local non-profit groups that serve the low income population that need affordable housing. Staff has also been working with the Redevelopment Agency to create a project that will provide affordable housing for seniors.

HOME/ American Dream Down payment Initiative (ADDI)

- 1. Describe other forms of investment not described in § 92.205(b).***
- 2. If the participating jurisdiction (PJ) will use HOME or ADDI funds for homebuyers, it must state the guidelines for resale or recapture, as required in § 92.254 of the HOME rule.***

Recapture/Resale for Home Ownership Activities

The City of Modesto has elected the recapture option during the affordability period. As such, the full amount of the HOME down payment assistance loan made to the homebuyer is recaptured and returned to the HOME program account. Loans are deferred. Full repayment (principal plus accrued interest) is due at the time the owner sells, transfers title, refinances, or discontinues using the home as a principal residence. The City monitors compliance with deferred loan terms.

3. ***If the PJ will use HOME funds to refinance existing debt secured by multifamily housing that is that is being rehabilitated with HOME funds, it must state its refinancing guidelines required under § 92.206(b). The guidelines shall describe the conditions under which the PJ will refinance existing debt. At a minimum these guidelines must:***
 - a. ***Demonstrate that rehabilitation is the primary eligible activity and ensure that this requirement is met by establishing a minimum level of rehabilitation per unit or a required ratio between rehabilitation and refinancing.***
 - b. ***Require a review of management practices to demonstrate that disinvestments in the property has not occurred; that the long-term needs of the project can be met; and that the feasibility of serving the targeted population over an extended affordability period can be demonstrated.***
 - c. ***State whether the new investment is being made to maintain current affordable units, create additional affordable units, or both.***
 - d. ***Specify the required period of affordability, whether it is the minimum 15 years or longer.***
 - e. ***Specify whether the investment of HOME funds may be jurisdiction-wide or limited to a specific geographic area, such as a neighborhood identified in a neighborhood revitalization strategy under 24 CFR 91.215(e)(2) or a Federally designated Empowerment Zone or Enterprise Community.***
 - f. ***State that HOME funds cannot be used to refinance multifamily loans made or insured by any federal program, including CDBG.***

The City will not use HOME funds to refinance existing debt secured by multifamily housing that is that is being rehabilitated with HOME funds

4. ***If the PJ is going to receive American Dream Down payment Initiative (ADDI) funds, please complete the following narratives:***
 - a. ***Describe the planned use of the ADDI funds.***
 - b. ***Describe the PJ's plan for conducting targeted outreach to residents and tenants of public housing and manufactured housing and to other families assisted by public housing agencies, for the purposes of ensuring that the ADDI funds are used to provide down payment assistance for such residents, tenants, and families.***
 - c. ***Describe the actions to be taken to ensure the suitability of families receiving ADDI funds to undertake and maintain homeownership, such as provision of housing counseling to homebuyers.***

American Dream Downpayment Initiative (ADDI) funding ceased nationally in 2007, and the City of Modesto will not be receiving additional funds. Though the City will not receive additional ADDI funds, at this time Modesto has \$68,000 in funds from previous years for down payment assistance loans to low-income households. The loan cannot exceed the greatest of six percent of the purchase price of a single-family housing unit or \$10,000. During fiscal year 2009-2010 the City provided six ADDI loans totaling \$52,429. The ADDI funds were leveraged with first mortgage loans totaling \$550,638.

HOMELESS

Specific Homeless Prevention Elements

**Please also refer to the Homeless Needs Table in the Needs.xls workbook.*

- 1. Sources of Funds—Identify the private and public resources that the jurisdiction expects to receive during the next year to address homeless needs and to prevent homelessness. These include the McKinney-Vento Homeless Assistance Act programs, other special federal, state and local and private funds targeted to homeless individuals and families with children, especially the chronically homeless, the HUD formula programs, and any publicly-owned land or property. Please describe, briefly, the jurisdiction's plan for the investment and use of funds directed toward homelessness.**

Sources of Funds

Please refer to General Questions, Question 4, for information regarding available CDBG, HOME, and ESG funds available to address homeless needs and prevent homelessness. The City grants all ESG funds towards the provision of shelter and case management services for homeless prevention. CDBG funds are also used for the provision of services to the homeless population, including shelter, childcare, and substance abuse counseling.

- 2. Homelessness—In a narrative, describe how the action plan will address the specific objectives of the Strategic Plan and, ultimately, the priority needs identified. Please also identify potential obstacles to completing these action steps.**

Homeless and Homeless Prevention Priorities, Strategies, and Objectives

Modesto has established the following homeless and homeless prevention priorities, strategies, and objectives for the 2010-2011 Annual Action Plan period:

Priority HM-1. Address chronic homelessness.

Strategy HM-1A: Increase the number of emergency shelter beds leveraging CDBG and ESG funds with NSP, Homeless Prevention and Rapid re-housing Program (HPRP) and other federal, State, and private funding sources.

- Objective HM-1A.i: Increase the supply of emergency shelter beds by 8 beds annually, or 40 beds over 5 years, for individuals and 4 beds annually, or 20 beds over 5 years, for families.

Strategy HM-1B: Allocate ESG and CDBG funds to provide counseling and other supportive services for homeless individuals and families as well as those most at risk.

- Objective HM-1B.i: Provide supportive services to 600 homeless individuals, families, and those most at risk annually, or 3,000 persons over 5 years.

Priority HM-2. Increase transitional housing.

Strategy HM-2A: Increase options for long-term transitional housing, especially for certain affected groups such as households with children, and those with mental health and chemical dependency issues. Leverage CDBG, HOME, and ESG funds with NSP, HPRP, and other federal, State, and private funding sources.

- Objective HM-2A.i: Provide 4 additional transitional housing units annually for families, or 20 over 5 years, and 3 annually for individuals, or 15 over the next 5 years.

Priority HM-3. Provide permanent supportive housing.

Strategy HM-3A: Increase the inventory of permanent supportive housing beds, leveraging CDBG, HOME, and ESG funds with NSP, HPRP, and other federal, State, and private funding sources.

- Objective HM-3A.i: Provide 3 permanent supportive housing beds annually for individuals, or 15 over 5 years, and 3 additional permanent supportive housing beds annually for families, or 15 over 5 years.

Priority HM-4. Prevent homelessness for those most at risk.

Strategy HM-4A: Use CDBG, ESG, American Recovery and Reinvestment Act and City General Fund monies to provide counseling to homeowners to avoid defaulting on mortgage payments, offer alternative financing to address delinquencies and refinance eligible homeowners into more favorable fixed-rate loans and provide advocacy service to negotiate with lenders for alternative financing.

- Objective HM-4A.i: Assist between 42 and 69 households annually, or 291 over 5 years.

Priority HM-5. Provide intensive and coordinated case management.

Strategy HM-5A: Fully implement the Homeless Management Information System (HMIS) to better identify gaps in service and to maintain accurate data about housing and service needs. Encourage greater HMIS participation from non-HUD funded organizations by providing CDBG funding to acquire necessary HMIS equipment and technical assistance to assist those organizations.

- Objective HM-5A.i: Assist one organization per year, or 5 over 5 years.

Potential obstacles to completing these actions include limited funding from State and federal sources. In addition, a large percentage of Emergency Shelter and Transitional Housing programs are administered by non-HUD funded organizations that are not required to participate in the Homeless Management Information System (HMIS). The largest emergency shelter and transitional housing providers are faith-based organizations which have indicated no interest in participation in HMIS.

3. Chronic homelessness—The jurisdiction must describe the specific planned action steps it will take over the next year aimed at eliminating chronic homelessness by 2012. Again, please identify barriers to achieving this.

See strategies and objectives listed under Priority HM-1 above. The same barriers identified in the “Homeless and Homeless Prevention Priorities, Strategies, and Objectives” section above, apply to actions needed to address chronic homelessness as well.

4. Homelessness Prevention—The jurisdiction must describe its planned action steps over the next year to address the individual and families with children at imminent risk of becoming homeless.

See strategies and objectives listed under Priority HM-4 above. The same barriers identified in the “Homeless and Homeless Prevention Priorities, Strategies, and Objectives” section above, apply to actions needed to address chronic homelessness as well.

5. Discharge Coordination Policy—Explain planned activities to implement a cohesive, community-wide Discharge Coordination Policy, and how, in the coming year, the community will move toward such a policy.

Activities to Implement Community-wide Discharge Coordination Policy

On June 26, 2001, by Resolution No. 2001-313, the City of Modesto designated the Stanislaus Housing and Support Services Collaborative (SHSSC) as the planning and coordinating body for homeless programs and services in Stanislaus County (Board of Supervisors of Stanislaus County designated the SHSSC on July 10, 2001) and designated the SHSSC to develop and implement the Continuum of Care Plan as required by HUD – BHRS and CSA 2001-530. A part of the designation to develop and implement the Continuum of Care Plan includes the following discharge policy (excerpt from the SHSSC Continuum of Care Plan):

The Stanislaus County Continuum of Care is working with the appropriate local and State government agencies to ensure that discharge policies for persons leaving publicly funded Stanislaus County institutions or systems of care are being developed and implemented to prevent the discharge of persons from immediately resulting in homelessness. The following illustrates policies currently in place within the County and future plans to improve the discharge planning process.

The state has policies in place that require health care facilities to participate in regional planning meetings and develop a specific document to identify best practices for the post-hospital transition of homeless patients, methods to establish and support effective communications between hospitals and stakeholders regarding this transition and the identification of resources. Local health care facilities have specific protocol in place requiring a safe discharge for all patients. In 2008, the Stanislaus County Public Health Agency reestablished the task force to review the current protocol in place and address any gaps in services necessary to ensure successful discharge planning services. The Public Health Agency has become actively involved in the CoC and is working towards developing liaisons with housing services agencies within the CoC to update the existing discharge planning protocol. Currently in

place, there are discharge planning social workers on staff at the hospitals who work with service providers to locate appropriate housing and prevent the release of patients to the streets or to HUD McKinney-Vento funded emergency shelters, transitional or permanent housing units.

Through contracted services provided by Telecare SHOP, (the county's primary agency which conducts extensive outreach to chronically homeless mentally ill individuals), Behavioral Health and Recovery Services provides treatment and discharge planning to adults with serious mental illness and/or chemical addiction. SHOP has extensive policies in place to ensure that patients and mentally ill inmates are not discharged into inappropriate settings such as shelters, the streets, hotels or motels. Discharge planning is multi-disciplinary and begins at the time of admission to the facility. SHOP has the primary responsibility of discharge planning for each patient. The discharge planning team involves the patient, family, guardians, and community agencies to develop a plan for a living situation, medication, vocational, social and educational needs; community based follow-up; support services; and meaningful life activities. The discharge planning process also includes looking at a supportive or protective environment if the patient is expected to be incapable of independent living. SHOP case managers work directly with BHRS to arrange appropriate follow-up services, including housing, for the patients who are discharged. Information regarding the patient's diagnosis and medications and other pertinent information is forwarded to the various agencies that will be providing the follow-up services for the patient. To ensure that discharges do not result in homelessness, the SCHSSC works closely with SHOP to ensure current policies are effective.

Appropriate discharge settings include nursing homes, basic care facilities, adult foster care, and independent living which are not funded through HUD McKinney-Vento resources. SHOP assists individuals in completing applications for housing and mainstream resources such as Social Security prior to the patient's discharge. This protocol has been accepted within the SCHSSC and the general community and has proven to be highly successful in preventing homelessness from persons discharged from mental health facilities.

In Stanislaus County, Social Service Agencies are responsible for ensuring that children and youth in foster care settings are returned to their families or to settings other than homeless circumstances. During fiscal year 03-04 a planning group comprised of mental health representatives and the members of the SCHSSC who provide transitional and permanent supportive housing to youth out of foster care or other children's systems of care developed a comprehensive policy designed to decrease discharges to McKinney Vento beds, emergency shelters, psychiatric hospitalization and homelessness. In October 2003, the Stanislaus County Youth Focus Group developed a report, which is now utilized statewide to address the needs of youth exiting children's systems of care. With direction from the focus group, the needs assessment was conducted by consumer representatives within the mental health system who interviewed and evaluated their young adult peers and developed an assessment of gaps in services.

The Stanislaus County Community Services Agency, in collaboration with supportive service and housing providers, has developed programs to prevent youth from entering McKinney-Vento emergency shelter systems. Presently, there are five government and community-based projects designed to provide transitional to permanent supportive housing. Supportive services through Child Welfare includes

an after care social worker who connects the youth with services such as access to mainstream resources, education, financial, vocational, and mental health/substance abuse services. Three district transitional and permanent supportive housing service programs are offered for young adults, and young families through age 24, and one program is specifically designed for youth 17 to 19 years of age. Other resources include 30 Housing Choice Vouchers which were awarded for Youth out of foster care in 2009. In addition, the CoC is looking forward to a favorable application through the Neighborhood Stabilization Program, where \$6,000,000 has been targeted to acquire affordable housing for youth out of foster care whose incomes are below 50 percent of the median income limits.

The CA Department of Corrections (CDC) recently developed the Police and Corrections Team Program (PACT), which is required within each parole district statewide. This program, also referred to as Community Policing, is a nationally recognized partnership between law enforcement and local service providers to ensure that parolees are provided with a connection to adequate supportive and housing services to improve their success in reintegrating into the community. Stanislaus County's PACT Program has been in place since July 2004 and highly successful in providing parolees with information on housing and supportive services.

Presently, there is a formal protocol in place for persons who have serious mental illness or who have HIV/AIDS who choose to receive services from the local human services agencies. This protocol has been accepted by the CoC and includes discharging of inmates to appropriate settings including nursing homes, basic care facilities, board and care adult foster care and independent living which are not funded through HUD McKinney-Vento resources. Telecare SHOP, contracted through BHRS, provides the case management and services necessary to identify and assist the parolee in obtaining adequate housing upon discharge from a correctional facility.

Emergency Shelter Grants (ESG)

(States only) Describe the process for awarding grants to State recipients, and a description of how the allocation will be made available to units of local government.

Program Year 1 Action Plan ESG response:

Since this section applies to the state only, no response is required.

COMMUNITY DEVELOPMENT

Community Development

**Please also refer to the Community Development Table in the Needs.xls workbook.*

- 1. Identify the jurisdiction's priority non-housing community development needs eligible for assistance by CDBG eligibility category specified in the Community Development Needs Table (formerly Table 2B), public facilities, public improvements, public services and economic development.**

Non-Housing Community Development Priorities, Strategies, and Objectives

Modesto has established the following non-housing community development priorities, strategies, and objectives for the 2010-2011 Annual Action Plan period:

Priority CD-1. Support neighborhood revitalization efforts.

Strategy CD-1A: Provide CDBG funds for neighborhood clean-up and crime-prevention activities.

- Objective CD-1A.i: Assist neighborhood clean-up projects for the City's low-income residents through Neighborhood Clean-Up events. (Line 03K)
- Objective CD-1A.ii: Fund code enforcement officers that work in low-income Census Tracts, along with support staff to serve about 2,184 households annually, or 10,920 over 5 years. (Line 15)
- Objective CD-1A.iii: Fund around one eligible Community Based Development Organization (CBDO) annually, or 4 over 5 years, to carry out allowable neighborhood revitalization activities in low-income neighborhoods. (Line 19C)

Priority CD-2. Promote economic development activities.

Strategy CD-2A: Use CDBG funds to support an Administrative Support Officer that will provide City input and oversight into programs operated by the Workforce Development Collaborative.

- Objective CD-2A.i: Fund a Business Analyst \$39,600 annually, or \$198,000 over 5 years (Line 21A)

Strategy CD-2B: Develop a process, in compliance with Section 3 requirements, to give preference to low- and very low-income persons or business concerns employing low- and very low-income persons in contract bidding opportunities for housing construction, rehabilitation, or other public construction projects that use HUD funds.

- Objective CD-2B.i: Generate 7 jobs annually, or 35 jobs over 5 years, for low- and very low-income persons by giving preference in contract bidding for HUD-funded projects. (Line 05H)

Strategy CD-2C: Use CDBG funds to support adult literacy programs, including English as a Second Language courses.

- Objective CD-2C.i: Provide literacy services to 20 residents annually, or 100 residents over 5 years. (line 05)

Priority CD-3. Provide public services for residents.

Strategy CD-3A: Use CDBG funds to provide supportive services that allow for independent living by populations with special needs.

- Objective CD-3A.i: Serve approximately 41,000 residents annually, or 205,000 residents over 5 years, with food and nutrition programs for low- and moderate-income persons, including delivery of food to homeless individuals or referred clients temporarily living in hotels, food programs for seniors, and delivery of food to persons with HIV/Aids. (Line 05, 05A, and 05M)
- Objective CD-3A.ii: Fund health services for 11 disabled persons annually, or 55 over 5 years, mainly funding for medical equipment, adaptive aids or assistive devices for the DRAIL program. (Line 05B)

Strategy CD-3B: Provide CDBG and ESG funds to combine supportive services with housing programs for homeless persons and families.

- Objective CD-3B.i: Provide shelter services for 2,500 persons annually, or 12,500 over 5 years, including a seasonal homeless emergency shelter and a transitional shelter for women recovering from alcohol/drug addictions and their children, and case management for families and/or individuals who are homeless or at risk of homelessness. Note that persons assisted may receive services over multiple years, duplicating numbers over the 5-year period. (Line 05)

Strategy CD-3C: Use CDBG funding to support programs for at-risk youth.

- Objective CD-3C.i: Support a shelter for runaway or homeless youth, serving 72 to 73 persons annually, or 364 over 5 years. (Line 05D)
- Objective CD-3C.ii: Support services for abused or neglected children, serving 21 to 22 persons annually, or 109 over 5 years. (Line 05N)

Strategy CD-3D: Provide CDBG funding for child care services.

- Objective CD-3D.i: Support parenting education services for 171 persons annually, or 855 over 5 years. (Line 05L)
- Objective CD-3D.ii: Fund childcare services at a shelter for abused, neglected and at-risk children, serving 120 persons annually, or 600 over 5 years. (Line 05L)

Priority CD-4. Fund public facilities and improvements in low-income neighborhoods

Strategy CD-4A: Use CDBG dollars to fund improvements to address accessibility issues for persons with disabilities.

- Objective CD-4A.i: Fund Americans with Disabilities Act (ADA) accessibility improvements in 3 public buildings over 5 years. (Line 03)

- Objective CD-4A.ii: Install of ADA-compliant curb ramps at 6 priority intersections over 5 years. (Line 03L)

Strategy CD-4B: Use CDBG funds to pave streets in low-income areas where such amenities are non-existent or in a state of neglect.

- Objective CD-4B.i: Pave 12 streets over 5 years. (Line 03K)

Strategy CD-4C: Provide funding support for the City's Property Agent with CDBG funds to pursue the purchase of land or right-of-way for CDBG-funded projects.

- Objective CD-4C.i: Provide \$280,000 over 5 years for the City's Property Agent to acquire property. (Line 01)

2. Identify specific long-term and short-term community development objectives (including economic development activities that create jobs), developed in accordance with the statutory goals described in section 24 CFR 91.1 and the primary objective of the CDBG program to provide decent housing and a suitable living environment and expand economic opportunities, principally for low- and moderate-income persons.

**Note: Each specific objective developed to address a priority need, must be identified by number and contain proposed accomplishments, the time period (i.e., one, two, three, or more years), and annual program year numeric goals the jurisdiction hopes to achieve in quantitative terms, or in other measurable terms as identified and defined by the jurisdiction.*

The Community Development priorities listed above in the "Priority Non-Housing Community Development Needs" section represent the City's long-term objectives while the strategies and objectives detail Modesto's short-term objectives. Additional information may also be found in the Housing and Community Development Activities table in Attachment C of this document.

Antipoverty Strategy

1. Describe the actions that will take place during the next year to reduce the number of poverty level families.

Program Year 1 Action Plan Antipoverty Strategy response:

Antipoverty Goals, Programs and Policies

Providing opportunities for low-income families to improve their economic status is a focus of effort for the City. The City will work in this area by:

- Seeking to address economic development through partnerships with the non-profit and for profit sectors to increase economic opportunity in the City of Modesto.
- Providing staff support to organizations and businesses interested in furthering economic development opportunities.

- Enhancing relationships with other public agencies that work with low-income families through non-profit workgroups, to address the potential of joint applications for grants that address the needs of low-income families.
- Continuing with efforts to increase the supply of affordable housing in the community. While the production and preservation of affordable housing on its own will not raise people's income or lift them from poverty, it does contribute to stabilizing living expenses for low-income families, so that they have more discretionary income for other living expenses.
- Developing a process, in compliance with Section 3 requirements, to give preference to low- and very low-income persons or business concerns employing low- and very low-income persons in contract bidding opportunities for housing construction, rehabilitation, or other public construction projects that use HUD funds.

NON-HOMELESS SPECIAL NEEDS HOUSING

Non-homeless Special Needs (91.220 (c) and (e))

**Please also refer to the Non-homeless Special Needs Table in the Needs.xls workbook.*

1. Describe the priorities and specific objectives the jurisdiction hopes to achieve for the period covered by the Action Plan.

Priorities, Strategies, and Objectives for Non-Homeless Special Needs

Modesto has established the following non-homeless special needs priorities, strategies, and objectives for the 2010-2011 Annual Action Plan period:

Priority SN-1. Provide housing and supportive services for elderly and frail elderly residents.

Strategy SN-1A: Use CDBG and HOME funds to promote construction as well as the rehabilitation and improvement of existing very low-, low-, and moderate-income senior housing. (Also see Strategies H-1A, H-2A, and H-3B)

- Objective SN-1A.i: Construct or provide housing rehabilitation and improvement assistance to 25 senior households annually, or 125 households over 5 years. (Also see Objectives H-1A.i, H-2A.i, H-3B.i, and H-3B.ii)

Strategy SN-1B: Use CDBG to fund supportive services for senior residents such as food delivery and nutritional education programs. (Also see Strategy CD-3A)

- Objective SN-1B.i: Provide supportive services to 175 seniors annually, or 875 seniors over 5 years. (Also see Objective CD-3A.i)

Priority SN-2. Provide housing supportive services that allow for independent living by populations with special needs including the physically disabled, developmentally disabled, persons with severe mental

illness, and persons with alcohol or other addictions.

Strategy SN-2A: Use CDBG and HOME funds to promote construction as well as the rehabilitation and improvement of existing very low-, low-, and moderate-income housing for persons with disabilities, mental illness, and substance addictions. (Also see Strategies H-1A, H-2A, and H-3B)

- Objective SN-2A.i: Construct or provide housing rehabilitation and improvement assistance to 18 units in supportive housing facilities annually, or 90 units over 5 years. (Also see Objectives H-1A.i, H-2A.i, H-3B.i, and H-3B.ii)

Strategy SN-2B: Use CDBG to fund supportive services for persons with disabilities, mental illness, and substance addictions. (Also see Strategy CD-3A)

- Objective SN-2B.i: Provide supportive services to 250 special needs residents annually, or 1,250 persons over 5 years. (Also see Objectives CD-3A.i and CD-3A.ii)

2. Describe how Federal, State, and local public and private sector resources that are reasonably expected to be available will be used to address identified needs for the period covered by this Action Plan.

Use of Federal, State and Local Resources

Refer to the Non-Homeless Special Needs table in Attachment C for a description of resources to be used to address identified needs. In general, most non-homeless special needs for housing will be met by using CDBG and HOME funds in combination with the State of California's CalHOME funds and funds from the City's Redevelopment Agency. Supportive services will be funded primarily by the CDBG program, both with grants and by the revolving loan fund. Housing and supportive services for persons with HIV/AIDS would also receive HOPWA funds.

Housing Opportunities for People with AIDS

**Please also refer to the HOPWA Table in the Needs.xls workbook.*

- 1. Provide a Brief description of the organization, the area of service, the name of the program contacts, and a broad overview of the range/ type of housing activities to be done during the next year.***
- 2. Report on the actions taken during the year that addressed the special needs of persons who are not homeless but require supportive housing, and assistance for persons who are homeless.***
- 3. Evaluate the progress in meeting its specific objective of providing affordable housing, including a comparison of actual outputs and outcomes to proposed goals and progress made on the other planned actions indicated in the strategic and action plans. The evaluation can address any related program adjustments or future plans.***
- 4. Report on annual HOPWA output goals for the number of households***

assisted during the year in: (1) short-term rent, mortgage and utility payments to avoid homelessness; (2) rental assistance programs; and (3) in housing facilities, such as community residences and SRO dwellings, where funds are used to develop and/or operate these facilities. Include any assessment of client outcomes for achieving housing stability, reduced risks of homelessness and improved access to care.

- 5. Report on the use of committed leveraging from other public and private resources that helped to address needs identified in the plan.*
- 6. Provide an analysis of the extent to which HOPWA funds were distributed among different categories of housing needs consistent with the geographic distribution plans identified in its approved Consolidated Plan.*
- 7. Describe any barriers (including non-regulatory) encountered, actions in response to barriers, and recommendations for program improvement.*
- 8. Please describe the expected trends facing the community in meeting the needs of persons living with HIV/AIDS and provide additional information regarding the administration of services to people with HIV/AIDS.*
- 9. Please note any evaluations, studies or other assessments that will be conducted on the local HOPWA program during the next year.*

Program Year 1 Action Plan HOPWA response:

The City does not receive HOPWA funds directly. Programs that operate in the City receive HOPWA allocations through the State of California. Stanislaus Community Assistance Project (SCAP) acts as the fiscal agent for HOPWA funds allocated to Stanislaus County through the State. As the lead agency for HOPWA funding, the State is responsible for preparing plans for the distribution of HOPWA funds.

SCAP provides housing services for persons with HIV/AIDS as well as case management, benefits counseling, client advocacy, home health, and mental health counseling. SCAP was awarded a Special Projects of National Significance (SPNS) transitional housing demonstration grant of \$1,244,488 in 2005 to provide housing assistance to 30 households who are predominantly chronically homeless living with HIV/AIDS. The program has implemented an innovative Transitional Housing Model that provides a transitional supported housing environment with coordinated supportive services and case management that will enable the clients to obtain permanent housing. The City of Modesto is now working with SCAP to provide physical accessibility features to housing units and an affordability covenant.

Specific HOPWA Objectives

Describe how Federal, State, and local public and private sector resources that are reasonably expected to be available will be used to address identified needs for the period covered by the Action Plan.

Program Year 1 Specific HOPWA Objectives response:

The City does not receive HOPWA funds directly. Programs that operate in the City receive HOPWA allocations through the State of California.

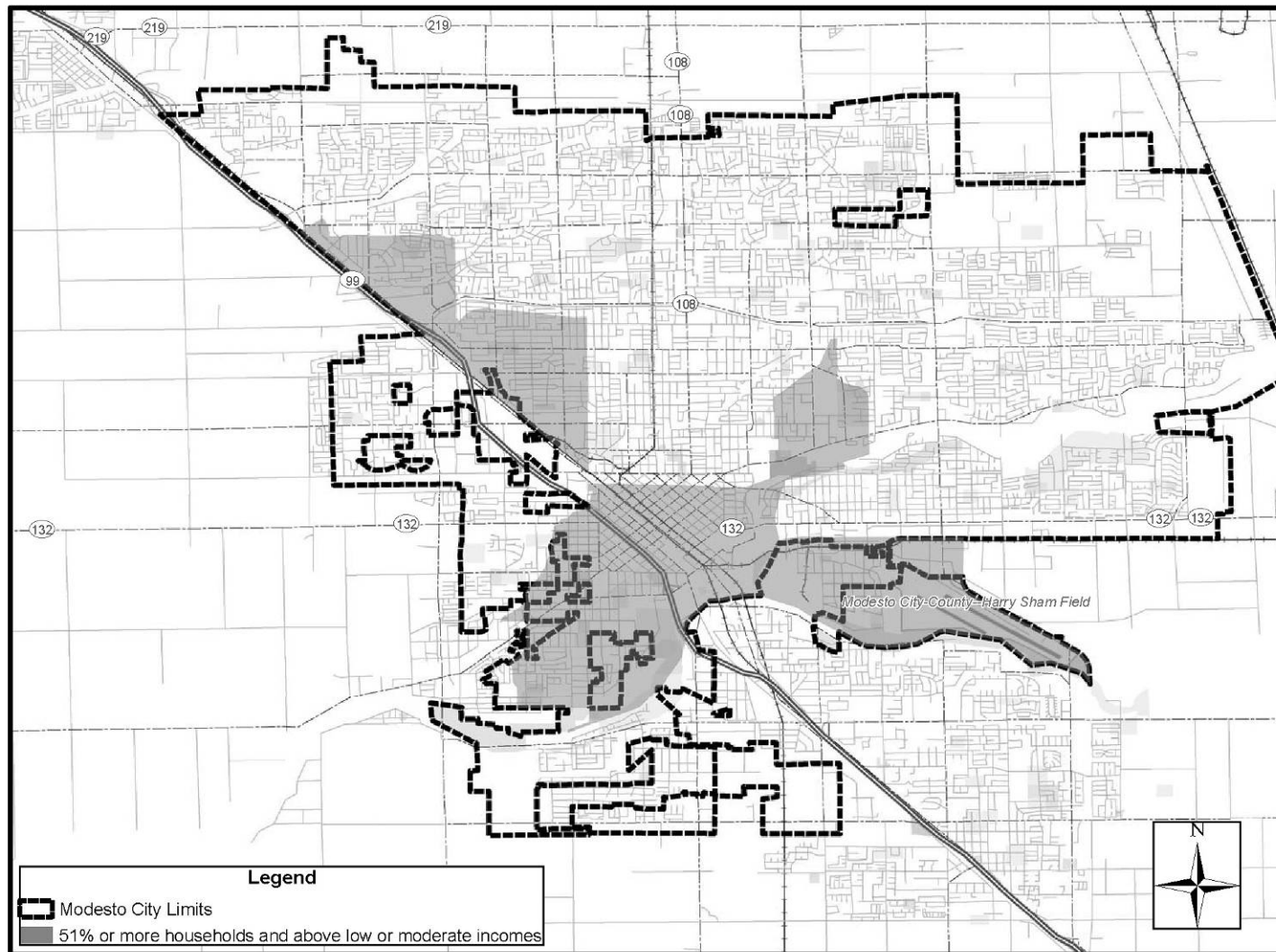
Other Narrative

Include any Action Plan information that was not covered by a narrative in any other section.

See the attachments below for additional information and narrative.

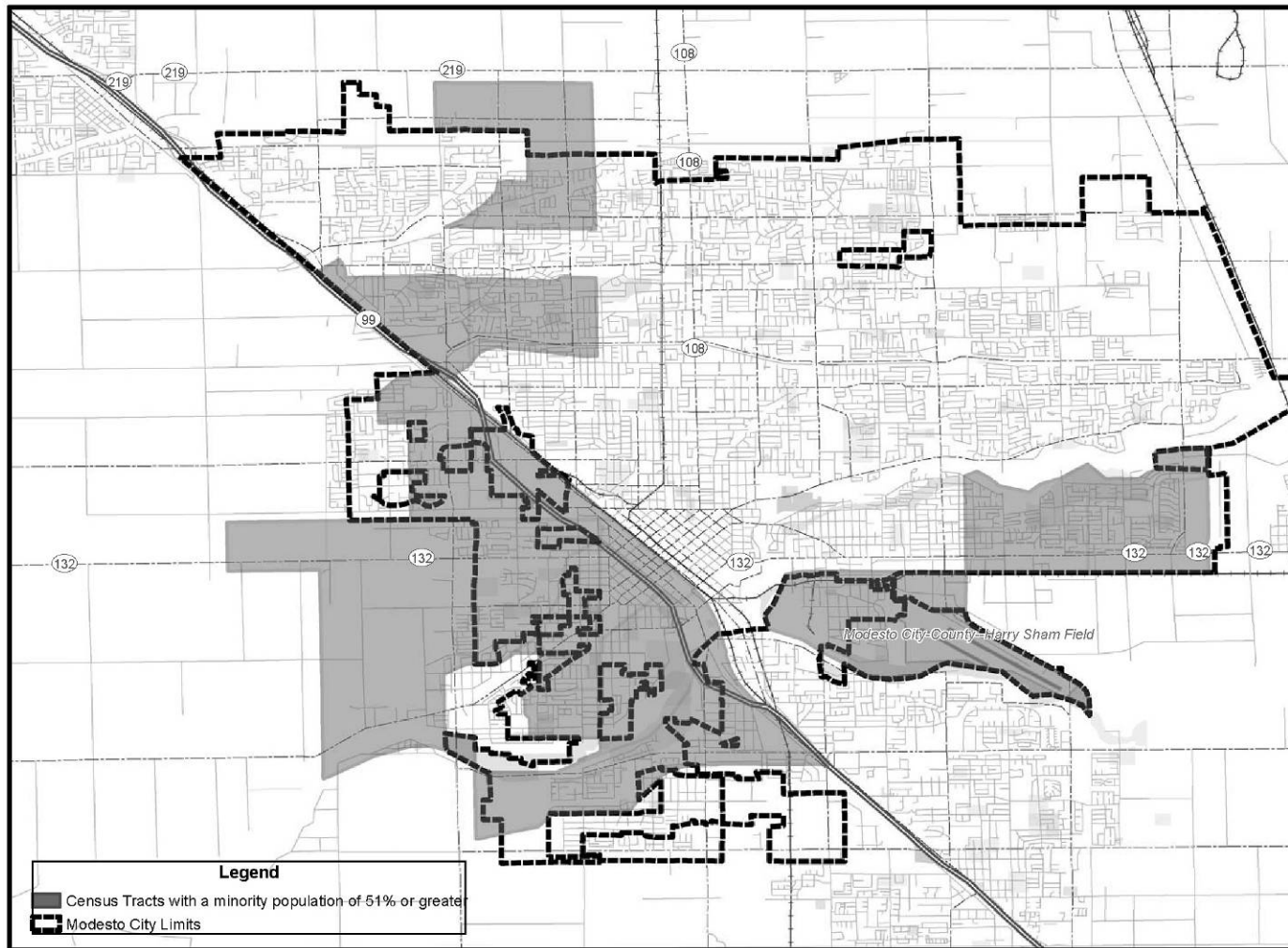
Attachment A: Areas Of Low/Moderate-Income And Minority Concentration

Low and Moderate Income Household Concentrations, City of Modesto, 2000



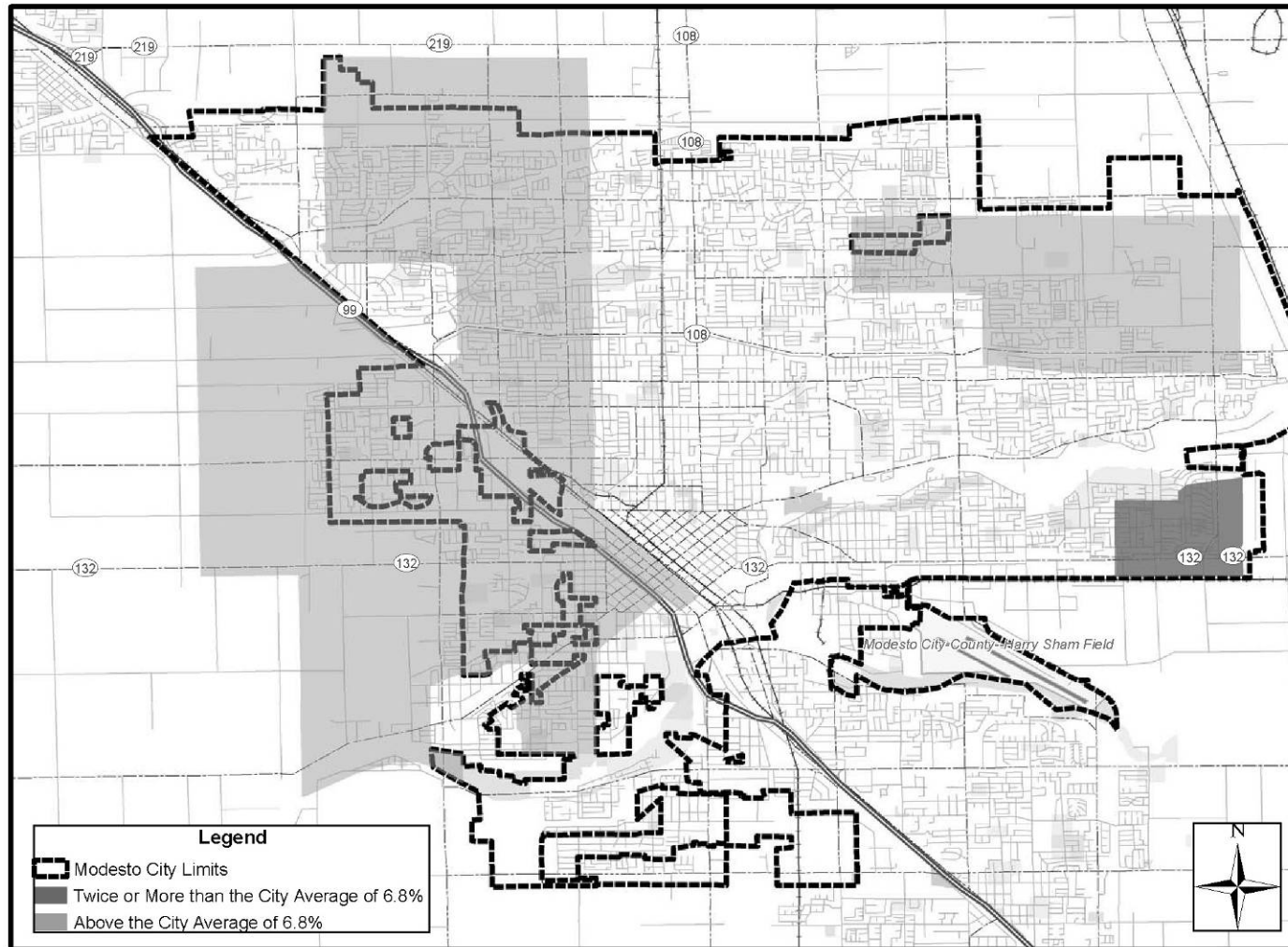
Sources: CHAS, 2000; BAE, 2010.

Minority Population Concentration, City of Modesto, 2009



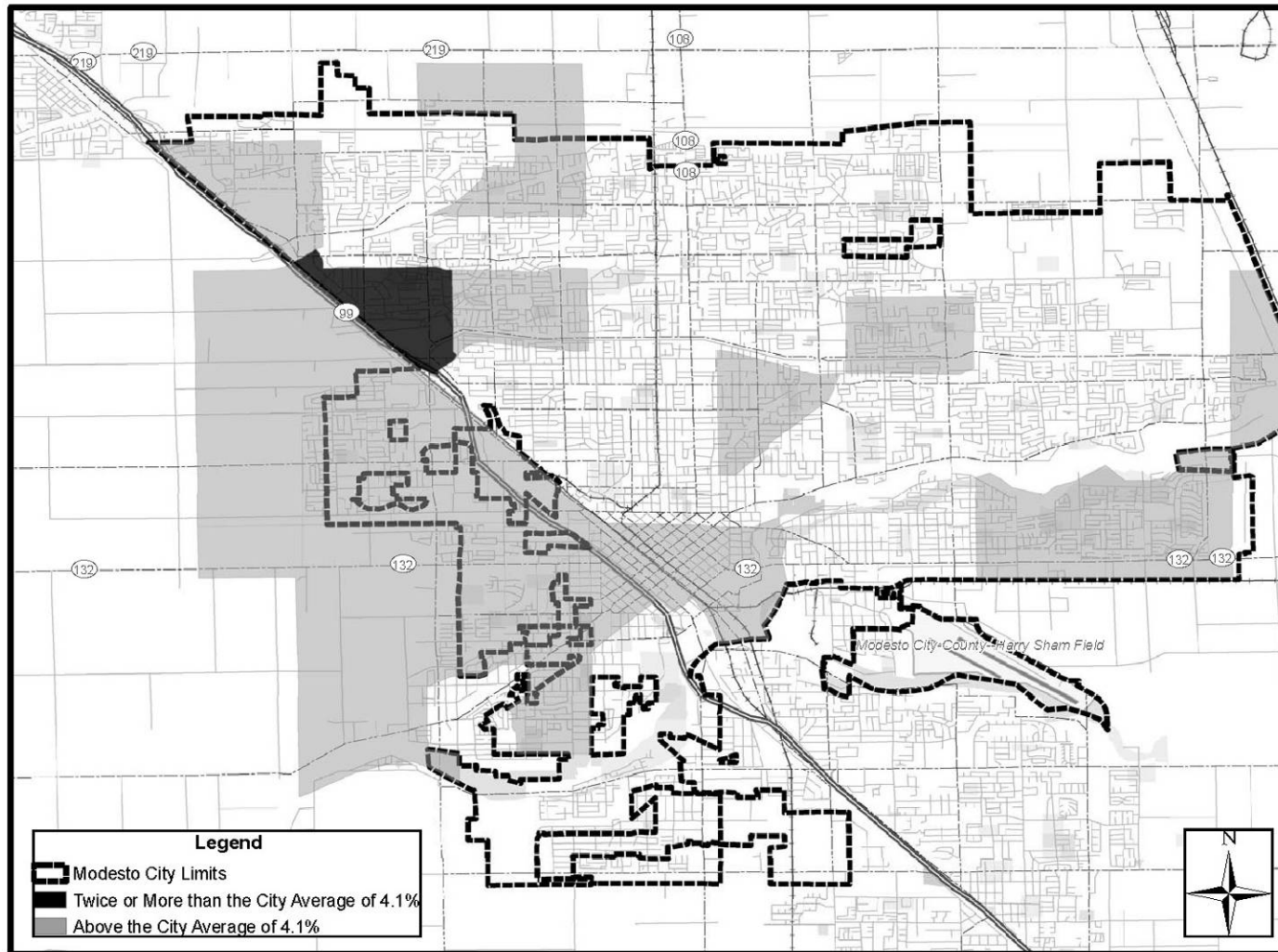
Sources: Claritas, 2009, BAE, 2010.

Asian/Native Hawaiian/Pacific Islander Population Concentration, City of Modesto, 2009



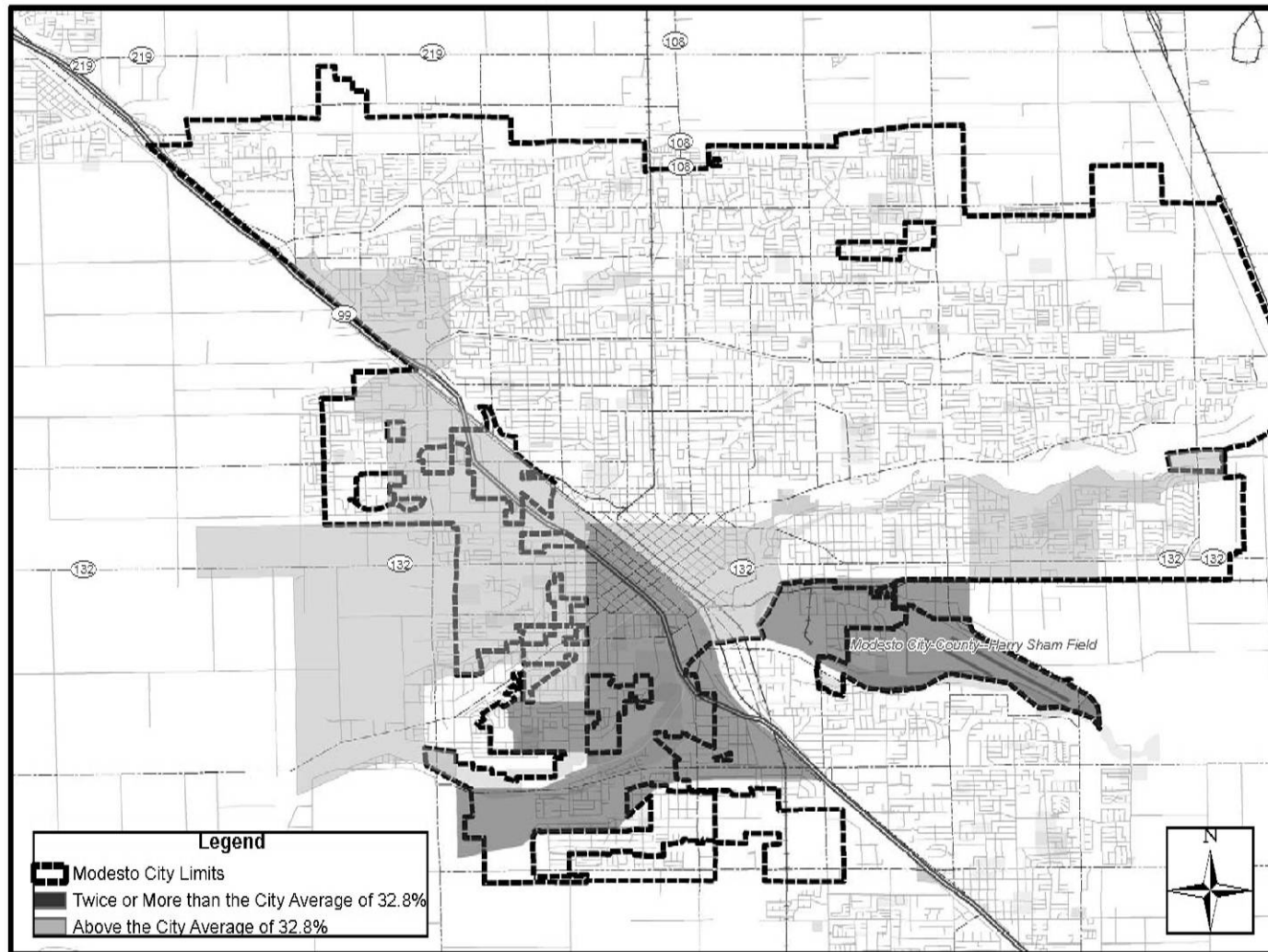
Sources: Claritas, 2009; BAE, 2010.

Black Population Concentration, City of Modesto, 2009



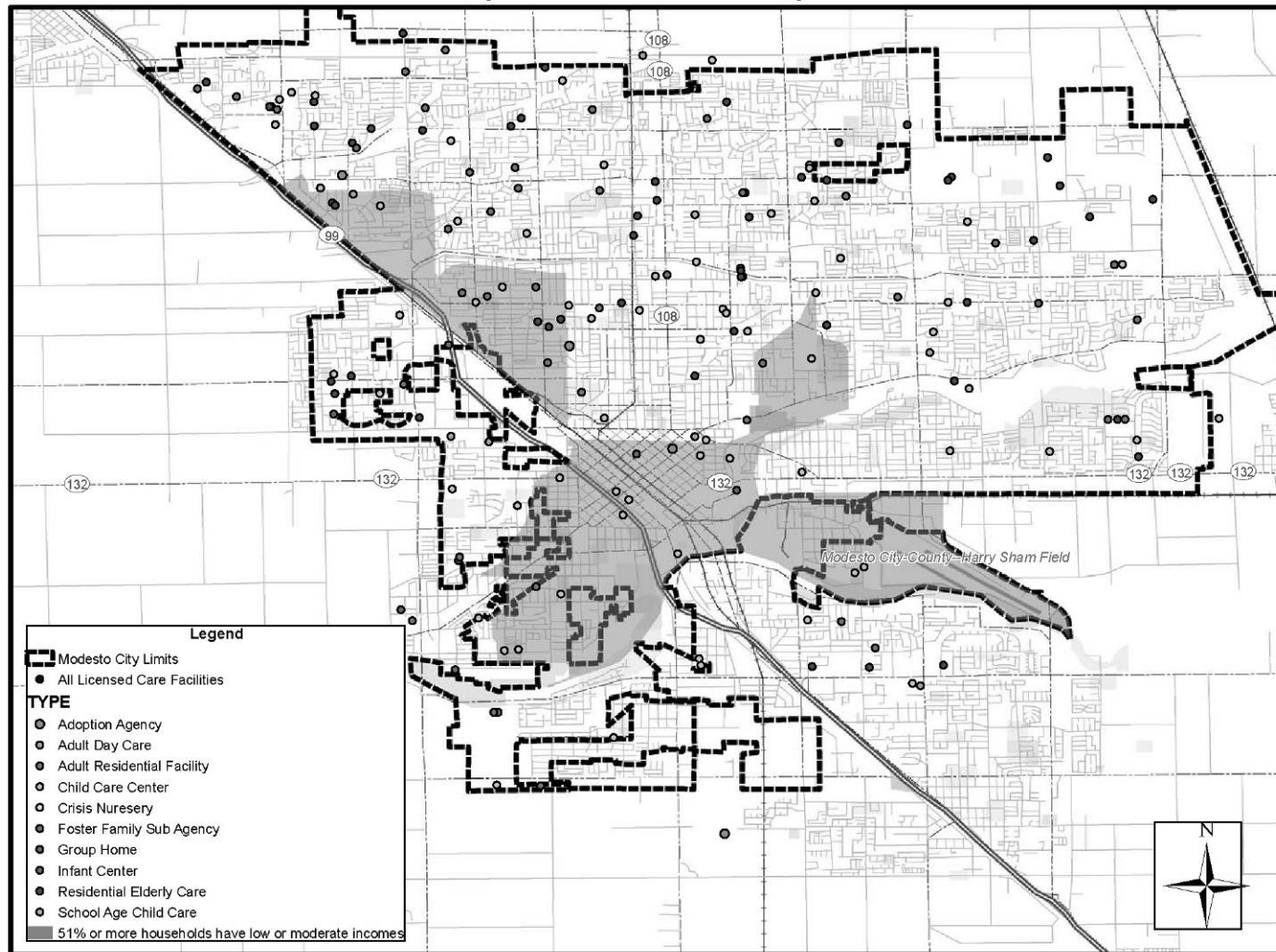
Sources: Claritas, 2009; BAE, 2010.

Hispanic Population Concentration, City of Modesto, 2009



Sources: Claritas, 2009; BAE, 2010.

Licensed Community Care Facilities, City of Modesto, 2009



Sources: State of California Department of Social Services, 2009; BAE, 2010.

Attachment B: Public and Agency Comments

Public Comments

Resident Survey Results

The City distributed a resident questionnaire to solicit community opinions and concerns regarding community needs that can be addressed through federal funds covered under the Consolidated Plan. These categories of need were:

- Community Services
- Housing
- Economic Development
- Community Facilities and Infrastructure

These categories of need were further divided into specific topics, such as "senior centers" and "street, lighting, and sidewalk improvements" (from the Community Facilities and Infrastructure category), and "youth activities" (from the Community Services category). For each topic, the respondent was asked to indicate unmet needs that warrant expenditure of public funds by checking a "priority" level from Lowest to Highest need, with one denoting the lowest need and four the highest need. A copy of the questionnaire is included at the end of this Attachment.

The questionnaire was distributed to community organizations and neighborhood associations which were notified of the Consolidated Plan update and to attendees at public Consolidated Plan meetings. Questionnaires were completed by 38 residents and 11 service providers. Resident surveys were submitted by residents living throughout the City of Modesto, with no concentration of surveys from any one neighborhood.

The three levels of importance —high, medium, or low— were assigned based on the average score received for each topic. The higher the average score, the more important the topic as a priority need.

High priority needs were those with an average score of 3.0 or higher. There were 15 topics that received a score greater than 3.0, and they ranked as follows:

- Mental Health Services
- Neglected/Abused Children
- Job Creation/Retention
- Employment or Vocational Training
- Health Services
- Anti-Crime Programs
- Homeless Services
- Senior Housing
- Disabled Services
- Housing for Disabled
- Health Care Facilities
- Affordable Rental Housing
- Homeless Facilities
- At-Risk Youth Services
- Domestic Violence Services (e.g., counseling)

Moderate priority needs were those with an average score of 2.5 to 2.99. There were 20 topics that received a score of 2.50 or greater and less than 3.0, and they ranked as follows:

- Street, Lighting, and Sidewalk Improvements
- Senior Centers
- Transportation Assistance
- Food and Nutrition Services
- Youth Centers
- Parks and Recreation Facilities
- Youth Activities
- Child Care
- Graffiti and Blight Removal
- Foreclosure Prevention and Housing Counseling
- Drainage/Flooding Improvements
- Substance Abuse Services
- Child Care Centers
- Senior Activities
- Housing for Emancipated Youth (aging out of foster care)
- Homeownership Assistance
- Energy Efficiency Improvements
- Family Counseling and Case Management
- Emancipated Youth (aging out of foster care)
- Disabled Access Improvements

Low priority needs were those with an average score of less than 2.5. There were 16 topics that received a score less than 2.5, and they ranked as follows:

- Small Business Loans
- Rental Housing Rehabilitation
- Disabled Accessibility Improvements
- Legal Services
- Parking Facilities
- Owner-Occupied Housing Rehabilitation
- Housing for Large Families
- Tenant/Landlord Mediation
- Fair Housing Services
- HIV/AIDS Services
- Small Business Development and Mentoring
- Lead Paint Testing and Abatement
- Building & Façade Improvement
- Traffic Calming Improvements
- Assistance for Seismic Retrofitting: Housing
- Assistance for Seismic Retrofitting: Non-Housing

Public Comments from Workshops and Hearings

There were no comments received at the public workshops. The City did receive several letters during the public comment period, which were provided to the Citizens Housing & Community Development Committee and City Council and are included in this attachment.

At a Public Hearing on May 11, 2010, public comments were received along with two additional letters from the Healthy Aging Association dated May 6, 2010 and the

Housing Equality Law Project (HELP) dated May 4, 2010. These letters are included at the end of this attachment.

Comments at the Public Hearing include the following:

- A resident spoke in support of the City of Modesto allocating CDBG funding for fair housing and tenant/landlord counseling, considering the recent high foreclosure rate in the City of Modesto and the resulting increased reliance on rental housing.
- The Executive Director of Project Sentinel, Ann Marquart, expressed the organization's desire to continue to provide fair housing and tenant/landlord services to the City of Modesto and indicated Project Sentinel's willingness to compete in future years with other organizations to secure a contract to provide fair housing services to the City of Modesto.
- A resident spoke in favor of keeping \$28,000 as a "reserve" for future project leveraging.
- Representatives of the Healthy Aging Association, Dianna Olsen and Jeannie Miller, requested public service funding and also indicated dissatisfaction with composition of the funding request sub-committee (all men) suggesting better diversity in the future.

As a result of the comments received at the public hearing, the City Council approved providing CDBG funding for tenant/landlord counseling services through Project Sentinel, and for Senior Services in the form of Physical Health Activities for Older Adults through the Healthy Aging Association. In addition, the City Council approved providing additional CDBG funding for the Center for Human Services' Pathways Program, to provide transitional, comprehensive, and supportive housing to youth, and to the Children's Crisis Center of Stanislaus County for shelter and services to the homeless at risk children at Cricket's, Marsha's and Sawyer Houses.

Key Stakeholder/Service Provider Comments

The City held a meeting on January 27th, 2010 for Key Stakeholders to provide input on the Consolidated Plan priority needs as well as current obstacles and issues facing service providers in the City of Modesto. Nearly 140 invitations as well as copies of the survey were sent out two weeks prior to the meeting. A copy of the invitation letter and survey are included at the end of this Attachment. Those in attendance at the Key Stakeholder Meeting include:

1. Bev Hatcher, Modesto Police Department/ Weed and Seed Program
2. Dave Cooperider, Stanislaus County Affordable Housing Corporation (STANCO)
3. Dana Culbertson, Stanislaus Community Assistance Project and Modesto Citizens Housing & Community Development Committee
4. Garrad Marsh, Modesto City Council and Modesto Citizens Housing & Community Development Committee
5. Joe Gibbs, Stanislaus Community Assistance Project
6. Misty Ridenour, Howard Training Center
7. Michael Pratt, Modesto Citizens Housing & Community Development Committee
8. Chris Harringfeld, Modesto Citizens Housing & Community Development Committee and Housing Rehabilitation Loan Committee
9. Jose A. Nuno, Visionary Home Builders of California

10. Bill Fagan, Housing Authority of the County of Stanislaus
11. Dave Meling, Stanislaus County Affordable Housing Corporation (STANCO)
12. Cam Quach, Children's Crisis center
13. Don Borgwardt, Housing Authority of the County of Stanislaus
14. Linda Kenyon, Modesto Citizens Housing & Community Development Committee
15. Dorothy Griggs, Modesto Citizens Housing & Community Development Committee
16. Anita Hellam, Habitat for Humanity, Stanislaus
17. Dan Hoffman, General Contractor
18. Dori Kolima, Satellite Housing
19. Ryan Swehla, Trinity Ventures
20. Ana Rocha, West Modesto King Kennedy Neighborhood Collaborative
21. Eugene T. Hays, Modesto Citizens Housing & Community Development Committee
22. Alita Roberts, Modesto Citizens Housing & Community Development Committee
23. Cindy VanEmpel, City of Modesto, Senior Planner
24. Jody Christiansen, City of Modesto PRND- HUD staff
25. Cheryl Davis, City of Modesto PRND- HUD staff
26. Scott Humphries, City of Modesto PRND- HUD staff
27. Carol Averell, City of Modesto PRND- HUD staff

The meeting included a breakout session for Key Stakeholders to provide input on the following eight topic areas:

- Barriers to Affordable Housing Development
- Homeless
- Seniors
- Health and Disabilities
- Lenders, Brokers, First-Time Homebuyer Assistance
- Fair Housing Issues
- Non-Housing Community Development Needs
- Other? (e.g., minorities, domestic violence)

Stakeholders were asked to address three questions related to each of the eight topic areas:

1. *What are particular concerns and needs associated with each population/issue area?*
2. *What policies/programs can help address these needs?*
 - *What policies/programs work well now?*
 - *Are there any major policy/program gaps that should be addressed?*
3. *What are recommended priorities over next 5 years?*

Below is a summary of comments received during the meeting:

Barriers to Affordable Housing Development

Concerns/Needs:

- Leveraging requirement; it would be easier to just have one funding source.
- City's focus is on assisting with acquisition; must find other funding for rehabilitation of units.

- It is difficult to get outside funding
- Vacancy rates are high, higher than reported by California Department of Finance
- Project-based Section 8 projects are likely to remain in Section 8 program.
 - It is likely to be five years before housing market recovery and possibility of these projects to opt out of program
- Not enough services to support the diverse population in affordable housing communities: emancipated fosters, young single parents, persons transitioning out of incarceration, persons with drug/alcohol dependencies, persons with disabilities, expecting large veteran population in near future.
- Housing is just part of the solution
- NIMBYs
- Limited resources
- Prevailing Wage requirements are significantly higher than actual local wages.
 - To avoid prevailing wage, can build smaller projects with fewer units.
 - Can build on smaller lots.
 - Similar overhead costs for small projects relative to larger projects.

Policies/Programs:

- Capital Facility Fee deferrals and waivers are very helpful, and not common in other jurisdictions.
- Density bonuses, planned development zoning, and variances are also very helpful to affordable housing projects.
- Can the fast track process for affordable housing be improved and made even faster?
- Need to explore set-aside for smaller projects to help support large overhead costs.

Recommended Priorities:

- Workforce housing
- First-time homebuyers
- Affordable rental housing
- Transitional housing for the homeless
- Combine affordable housing with services
- Infill affordable housing
- Redevelopment of abandoned homes

Homeless

Concerns/Needs:

- Need more facilities in suitable neighborhoods
- For childcare, need donations; always operating at capacity
- Current gap in housing for veterans and seniors
- Need emergency and transitional housing for families
- Reporting requirements are getting more demanding; is there a way to centralize reporting and tracking?

Policies/Programs:

- Gap: shelter service for kids before they get involved with system
- Not much kid-specific services
- Supportive housing- need this for success; overall very cost effective from a community-wide standpoint when considering the diversion of clients from other types of programs and interventions
- Possibly develop a centralized tracking system

Recommended Priorities:

- Kids
- Veterans
- Seniors
- Try to reach “working poor” who are not eligible now due to income limits

Seniors

Concerns/Needs:

- Housing near services
- More units
- Nutrition and exercise
- Meals on Wheels serves between 1,200 and 1,300 mostly homebound seniors monthly
- Younger, disabled/homebound persons may not be age-eligible for services
- Dilapidated housing
- Inaccessible houses- need ramps, grab bars
- Need transportation options
- Perception of transit is a problem
- In home or other physical assistance needed, but funding from State is declining; residents may need to go to assisted living situation, which is more costly per capita compared to in-home care
- In home example is Ralston Towers: emergency service, small unit, Meals on Wheels has lunch service, but no health or meal services provided by Ralston
- Social capital
- Access to healthcare – Kaiser has moved out of downtown
- Perception of various services may be an impediment to accepting assistance

Policies/Programs:

- Need senior transportation
- Free transit passes
- Public awareness/outreach programs
- Nutritional counseling/exercise programs

Recommended Priorities:

- Affordable housing
- Locate housing where seniors can age in place
- Transportation, need more than Dial-a-Ride
- Outreach/improve perceptions so eligible residents enroll in programs

Health and Disabilities

Concerns/Needs:

- Homeless mental health issues
- Health insurance
- Education
- Obesity
- Modifications for the disabled

Policies/Programs:

- Need more curb cuts; can use CDBG funds as in past
- Low-income households can use Disabled access Assistance Program for rehab

Recommended Priorities:

- Supportive housing for the homeless with mental health disabilities

Lenders, Brokers, First-Time Homebuyer Assistance

Concerns/Needs:

- Need down payment money for first-time homebuyers
- Current market conditions are a concern
- Need homebuyer education
- Need to get word out about available programs
- Reluctance of lenders to use program because it is complicated

Policies/Programs:

- Additional money for Down Payment Assistance Program (DPAP)
- Streamline government financing for FHA and DPAP

Recommended Priorities:

- More money
- More marketing
- More staff

Fair Housing Issues

Concerns/Needs:

- Households experiencing foreclosure are not aware of their rights
- Language barriers- different languages and dialects
- Special needs/elderly needs
- Discrimination against large families
- Need accountability on foreclosures
 - Landlords required to provide notice to tenants about pending foreclosure

Policies/Programs:

- Provide information in other languages

Recommended Priorities:

- Education for tenants/renters and homeowners

Non-Housing Community Development Needs

Concerns/Needs:

No comments received

Policies/Programs:

No comments received

Recommended Priorities:

No comments received

Other

Concerns/Needs:

- Downtown housing

Jurisdiction

- Case management with supportive housing
- Programs for at-risk youth/anti-crime
- Food nutrition services
- Foreclosure prevention/counseling

Policies/Programs:

- CDBG funding for infrastructure in the downtown
- Appropriate structured programs for at-risk youth with enforcement

Recommended Priorities:

- Affordable downtown housing for all groups
- Supportive housing for persons with mental illness
- Affordable senior housing (Baby Boomers)
- Renovate Ralston Towers



CITY of MODESTO

*Parks,
Recreation and
Neighborhoods
Department*

*1010 Tenth Street
Suite 4100
P.O. Box 642
Modesto, CA 95353
209/577-5344
209/579-5077 Fax*

*Hearing and Speech
Impaired Only
TDD 209/526-9211*

January 14, 2010

Dear Sir/Madam:

The City of **Modesto** is updating its "Consolidated Plan" for the use of funds **from** the U.S. Department of Housing and Urban Development (HUD) for the 2010 to 2015 time period, along with an accompanying "Analysis of Impediments to Fair Housing Choice," or AI. The Consolidated Plan sets forth local goals to address needs such as **affordable** housing, emergency shelter, public services, economic development, and neighborhood improvement. This is an important effort, because it will guide the manner in which approximately \$10.8 million in federal funds are spent within the City of **Modesto** through 2015.

On January 27th, 2010, the City of **Modesto's** Citizens Housing & Community Development Committee will hold a meeting to gather initial input **from** local stakeholders for the Consolidated Plan and AI updates. The meeting will include a presentation of background information on local community development needs, but most importantly, it will provide a venue for local stakeholders to voice their opinions on local needs, programs to address needs, and priorities for the next five years. Your participation in this process is needed and strongly encouraged. It is essential that individuals like you, who are intimately familiar with local community development needs, assist in the development of the Consolidated Plan and AI.

The meeting will be held at 12:00 noon, in the Council Chambers (basement floor), at 1010 10th Street, **Modesto**, CA, and will last for approximately 90 minutes. This meeting will also be open to the public. Feel free to invite **other** stakeholders and interested parties to join you on the 27. Also attached please find a Community Needs Assessment Survey. Please complete the survey and bring it with you to the meeting on the 27th or if you are not able to attend please mail the survey to:



Citizens First!

City of Modesto
Parks, Recreation and Neighborhoods Department
P O Box 642
Modesto CA 95352
Attn.: Mary Hansen

If you have any questions regarding the meeting please contact Mary Hansen at (209)577-5247. Thank you for your time, and we hope to see you at the meeting.

Sincerely,

Judith Ray
Deputy Director





WHAT ARE THE HOUSING AND COMMUNITY DEVELOPMENT NEEDS IN OUR CITY?

Each year, the City of Modesto receives Community Development Block Grant (CDBG), Emergency Shelter Grant (ESG) and HOME Investment Partnership funds from the federal government for community development, shelter and housing activities. To set priorities in spending the money, the City of Modesto prepares a five-year Consolidated Plan. The Plan identifies housing and community development needs and contains a strategy to address these needs. The City of Modesto wants you to have a voice in how the funds are invested. Please assist us by completing this survey.

You may return the completed survey at the January 27, workshop or by mail to:

Mary Hansen
 City of Modesto
 Parks, Recreation & Neighborhoods Housing Division
 P.O. Box 642
 Modesto, CA 95353

For residents: What neighborhood do you live in? _____

For community service providers: What issues does your organization address? _____

Please consider (1) the needs in your city and (2) the level of need of the following items.

Community Services	Least Need			Greatest Need
Food and Nutrition Services	1	2	3	4
Family Counseling and Case Management	1	2	3	4
Foreclosure Prevention and Housing Counseling	1	2	3	4
Disabled Services	1	2	3	4
Senior Activities	1	2	3	4
Youth Activities	1	2	3	4
At-Risk Youth Services	1	2	3	4
Neglected/Abused Children	1	2	3	4
Child Care	1	2	3	4
Anti-Crime Programs	1	2	3	4
Health Services	1	2	3	4
Mental Health Services	1	2	3	4
Tenant/Landlord Mediation	1	2	3	4
Legal Services	1	2	3	4
Transportation Assistance	1	2	3	4

Jurisdiction

Substance Abuse Services	1	2	3	4
Domestic Violence Services (e.g., counseling)	1	2	3	4
Homeless Services	1	2	3	4
Emancipated Youth (aging out of foster care)	1	2	3	4
HIV/AIDS Services	1	2	3	4
Other _____	1	2	3	4
Housing	Least Need			Greatest Need
Disabled Access Improvements	1	2	3	4
Owner-Occupied Housing Rehabilitation	1	2	3	4
Rental Housing Rehabilitation	1	2	3	4
Homeownership Assistance	1	2	3	4
Affordable Rental Housing	1	2	3	4
Housing for Disabled	1	2	3	4
Senior Housing	1	2	3	4
Housing for Large Families	1	2	3	4
Housing for Emancipated Youth (aging out of foster care)	1	2	3	4
Fair Housing Services	1	2	3	4
Lead Paint Testing and Abatement	1	2	3	4
Energy Efficiency Improvements	1	2	3	4
Assistance for Seismic Retrofitting	1	2	3	4
Other _____	1	2	3	4
Economic Development	Least Need			Greatest Need
Small Business Loans	1	2	3	4
Small Business Development and Mentoring	1	2	3	4
Job Creation/Retention	1	2	3	4
Employment or Vocational Training	1	2	3	4
Building & Façade Improvement	1	2	3	4
Assistance for Seismic Retrofitting	1	2	3	4
Other _____	1	2	3	4
Community Facilities and Infrastructure	Least Need			Greatest Need
Senior Centers	1	2	3	4
Youth Centers	1	2	3	4
Child Care Centers	1	2	3	4
Parks and Recreation Facilities	1	2	3	4
Health Care Facilities	1	2	3	4

Jurisdiction

Homeless Facilities	1	2	3	4
Drainage/Flooding Improvements	1	2	3	4
Street, Lighting, and Sidewalk Improvements	1	2	3	4
Parking Facilities	1	2	3	4
Disabled Accessibility Improvements	1	2	3	4
Traffic Calming Improvements	1	2	3	4
Graffiti and Blight Removal	1	2	3	4
Other _____	1	2	3	4

Hugo Ramirez

From: Cynthia Duenas [cduenas@centerforhumanservices.org]
Sent: Tuesday, April 13, 2010 2:14 PM
To: Hugo Ramirez
Subject: CDBG & ESG

Hi Hugo,

Just received the recommendations and wanted to express our thanks to the review committee. We're looking forward to providing the proposed services through Hutton House and Pathways in the coming year.

Thanks again,

Cindy Duenas

Cindy Duenas, Executive Director
Center for Human Services
1700 McHenry Village Way, #11
Modesto, CA 95350
209-526-1476
209-526-0908- Fax

This transmission may contain confidential information that is legal, privileged or otherwise protected. This information is intended only for the use of the individual or entity named above. If you are not the intended recipient, you are hereby notified that any disclosure, copying, distributing, or use of any information contained in this transmittal is strictly prohibited. If you received this transmission in error, please immediately notify the sender by telephone and return the original transmission to the sender. Thank you.

Hugo Ramirez

From: Denise Gibbs [dgibbs1@scap4.org]
Sent: Tuesday, April 13, 2010 4:30 PM
To: Hugo Ramirez
Subject: Thank You

Hugo:

I would like to take this opportunity to thank you and the review committee for awarding SCAP \$15,000 for our nutrition program.

We are most appreciative to the City for all your support!

Thank you,

DG

Denise Gibbs, Executive Director
Stanislaus Community Assistance Project
2209 Coffee Road - Suite "A"
Modesto, CA 95355

(209) 572-2437 - Phone

(209) 572-1641 - Fax

DGibbs1@scap4.org

www.scap4.org



Hugo Ramirez

From: Leah Silvestre [leah_prc@sbcglobal.net]

Sent: Monday, April 19, 2010 3:32 PM

To: Hugo Ramirez

Subject: Parent Resource Center

Hi Hugo,

Thank you again for your time on Friday morning. It was a pleasure speaking with you!

I had a letter dropped off for you earlier today, it was left with Rachel.

Please review and if you have any questions or comments, please give me a call.

Thank you Hugo, have a fabulous week!

"You must be the change you want to see in the world"
Mahatma Gandhi

Leah Silvestre, MBA
Executive Director
Parent Resource Center
209.549.8193



April 16, 2010

City of Modesto-Parks, Recreation and Neighborhoods Department
Hugo H. Ramirez
1010 Tenth Street Suite 4400
Modesto, CA 95353

Dear Hugo,

Thank you so very much for spending time with me in discussion of Parent Resource Center's CDBG application. I appreciate your time, I know that you are extremely busy.

I wanted to share with you a critical event that has occurred with respect to Parent Resource Center's funding since the time that the CDBG application was submitted. As you know, we are significantly funded by Stanislaus County (through the Children and Families Commission as well as the Community Services Agency). This funding is used to serve families in our community with children ages 0-5 and to respond to referrals based on allegations of child abuse or neglect that have been made to Child Protective Services. We were notified earlier this week that the portion of our funding coming from the Community Services Agency (representing 20% of our budget) is being cut as of July 1, 2010. Community Services Agency staff communicated this information with a heavy heart; they know the power and the value of the services provided by the County's Family Resource Centers, and were extremely disappointed to have to make the cuts.

Unfortunately, as the economy has contracted, we have seen the demand for services skyrocket. As tension and financial stresses increase, a weakened family structure can become even more distressed leading to volatile and possibly dangerous situations for children in the home. The most recent cut received by Parent Resource Center is the third consecutive cut in as many years which impacted our funding by 15% or more. During the first two years, we consolidated classes, eliminated classes and laid off administrative staff. This being the third consecutive year of substantial cutbacks, we have no administrative staff remaining to lay off and all of our educational classes have a waiting list of at least six weeks. If we can not find other funding opportunities we will be forced to eliminate more classes, which will prevent us from serving all the families that desperately need our services. Additionally, if no other funding is secured, we will be unable to respond to all of the referrals made by Child Protective Services, leaving

Fax: 209-576-8718

Email: prc@prcfamilies.org



Website: <http://www.prcfamilies.org>

children in potential danger, their families unable to access much needed services. As an agency director, I find myself wondering how we will serve the many families in need in our community, how will we continue to make the impact so needed in our community, and how will I make the choice between all our powerful, life changing programs?

I write to you today to share with your our current struggles to serve the community, to enhance the community in which we all live and to let you know that we will continue, to the best of our ability to serve as many families as we possibly can.

If there are any unallocated funds, or more funding becomes available, I would greatly appreciate your consideration of Parent Resource Center for the receipt of those funds. I know that the application amounts this year exceeded the allocations available for programs, and that there were many powerful, impactful programs considered for funding. I applaud your efforts as well as, the City of Modesto and the review panels in working in a fair and consistent manner to fund the best of the best programs in our community.

I appreciate your consideration, your understanding and your time.

If you have any questions or I can be of assistance to you now or in the future, please do not hesitate to call me.

Sincerely,



Leah Silvestre, MBA
Executive Director



CALIFORNIA RURAL LEGAL ASSISTANCE, Inc.

Modesto Office
1111 I Street, Suite 310
Modesto, CA 95354
(209) 577-3811
(209) 577-1098 (fax)

Katherine M. Hogan
Directing Attorney

Richard A. Cardozo
Senior Law Project Attorney

Jessenya Y. Hernandez
Daniel J. Malakauskas
Staff Attorneys

Andrea L. DeTellis
Registered Legal Services Attorney

Ignacio Musino
Jessica Jewell
Shane Hoover
Community Workers

Linda Rodriguez
Gloria Tobias
Vicki Harwell
Administrative Assistants

Dairy Project/Migrant Unit
20 N. Sutter Street, Suite 203
Stockton, CA 95202
(209) 946-0605

Blanca A. Bañuelos
San Joaquin Valley Migrant Unit
Regional Director of Advocacy

Esmeralda C. Zendejas
Staff Attorney

Central Office
631 Howard St., #300
San Francisco, CA 94105
www.crla.org

José R. Padilla
Executive Director

Luis C. Jaramillo
Deputy Director

Ralph Santiago Abascal
General Counsel (1934-1997)

William G. Hoerger
Hlene J. Jacobs
Michael L. Meuter
Cynthia L. Rice
Directors of Litigation, Advocacy & Training

April 19, 2010

Julie G. Hannon, Director
Department of Parks, Recreation and Neighborhoods
City of Modesto
1010 Tenth Street, Suite 4400
Modesto, CA 95353

Re: CRLA's Support of City Funding for Project Sentinel


Dear Ms. Hannon:

It has been brought to my attention that the City of Modesto is considering terminating its financial support for tenant-landlord counseling and dispute resolution services currently provided by Project Sentinel. As the directing attorney for the Modesto office of California Rural Legal Assistance, Inc. (CRLA), I am aware of the importance of this work.

This CRLA office has been fortunate to receive state bar funding this past year to offer tenant assistance through our new landlord-tenant/small claims clinic. From April 2009 to December 2009, our clinic assisted 1,770 families with their housing problems. Project Sentinel reports helping 350 households during a similar period. Project Sentinel's work complements the work of CRLA, providing services we cannot. We therefore intend to continue to coordinate services. The elimination of \$14,000 from any funding source will place stress on an effective structure that has been successful at helping hundreds of families that otherwise may not have access to these basic and vital services.

Low-income tenants are often the victims of uneducated property owners and managers, and even worse, victims of predatory housing providers. Tenant landlord counseling and dispute resolution services help tenants with substandard housing, privacy invasion, deposit returns, evictions, needed repairs and maintenance. Modesto has provided financial assistance for these services for many years and I urge you to continue. While there may be additional funding sources contributing to these services, that is only because the need is that great. Modesto should not back away from its obligation to assist this high need population but should continue its past practice of supporting Project Sentinel's services.

Please provide this letter to the Citizens Housing & Community Development Committee for consideration at the April 21, 2010 meeting.

 LSC

Page 2

Julie G. Hannon

Re: CRLA's Support of City Funding for Project Sentinel

April 19, 2010

Thank you for your attention to this matter. Please let us know if you have any questions.

Sincerely,

CALIFORNIA RURAL LEGAL ASSISTANCE, INC.



By: Katherine Hogan

cc: Ann Marquart, Project Sentinel



LETTER OF INTENT

May 4, 2010

Mr. Hugo H. Ramirez
Community Development Program Specialist II
City of Modesto
Parks, Recreation, and Neighborhoods Department
P.O. Box 642
Modesto, CA 95353

Dear Mr. Ramirez:

We are writing to introduce you to our services. Housing Equality Law Project (HELP) was formed in 2009 to provide un-served and underserved communities top-notch, efficient, and professional fair housing services. With the record number of foreclosures in Modesto in recent years, many individuals and families are being forced out of the homes they once owned and into the rental market. Families with children, the disabled, and minorities, while always in need of fair housing services, have been affected in disproportionate numbers by the housing crisis and HUD anticipates the need for services to increase. HUD further mandates that all CDBG recipients affirmatively further fair housing. This means providing the most adequate, competent, and effective service available in the most cost-effective way.

Because HELP is very simple in organizational structure, it can provide its services less expensively than larger organizations that are encumbered with significant overhead costs. In order to provide fair housing services to the City of Modesto, HELP would only require \$35,000 per year.

The staff members of HELP have many years experience providing fair housing services and have special ties to the Modesto community. Before co-founding HELP and serving as its Executive Director, Mary Prem was Director of Fair Housing at one of the nation's largest and oldest fair housing agencies and had the pleasure of directing fair housing services across the Bay Area and throughout Stanislaus County. She has worked in the nonprofit world for almost 20 years, has a BA in Business and Education from San Jose State University, and an MA in Nonprofit Administration from the University of San Francisco.

Prior to taking the position of Director of Operations at HELP, Grant Eshoo was the fair housing coordinator for Modesto, Turlock, and Stanislaus County for about one and a half years. His methodical and effective investigation of cases resulted in a record number of HUD and DFEH filings that put Modesto on the map as an important center of fair housing activity like never before. Mr. Eshoo graduated with honors from the University of California, Santa Cruz, double majoring in history and literature, and then earned his Juris Doctor from Hofstra University in New York. Prior to fair housing work, Mr. Eshoo explored an internship in the publishing industry, legal research and librarianship, and worked on a successful political campaign.

3 Embarcadero Center, Suite 420, San Francisco, CA 94111 | T: 415.424.9400 | F: 415.424.9810 | www.housingequality.org

Matt Luton had several years of experience as a fair housing advocate before becoming Director of Legal Services at HELP. Together, Mr. Luton and Ms. Prem brought a case to DFEH's mediation program that resulted in a \$108,000 settlement, the largest fair housing mediation settlement on record. Prior to working in fair housing, Mr. Luton received his BA in American Studies at the University of California, Santa Cruz and his Juris Doctor from the New College of California School of Law in San Francisco. During law school, Mr. Luton was active in the prison-reform movement and published an article in the New York City Law Review entitled "Relocation of Prisoner Identity," which considered alternative modes of advocacy for people living in prisons.

Candy Guinea, our Director of Investigations, has proven herself to be passionate about and dedicated to promoting fair housing and serving both the English-speaking and Spanish-speaking communities she has served. Ms. Guinea received her BA in Feminist Studies at the University of California, Santa Cruz, and prior to her work in fair housing, she worked with community-based organizations in Redwood City providing services to low-income and Latino-immigrant communities.

HELP is equipped with the most effective, experienced, and dedicated staff available. Per year in the City of Modesto, we propose a goal of 40 fair housing investigations, 15 presentations or other outreach engagements, and an unlimited number of information and referral calls and fair housing consultations.

If for whatever reason you are unable to fund our project, we would warmly invite dialogue about other services we might provide, or discuss options for working together in the future.

We look forward to hearing from you soon!

Sincerely,



Mary Prem
Executive Director



Matt Luton
Director of Legal Services



Grant Eshoo
Director of Operations



Candy Guinea
Director of Investigations



Healthy Aging Association
121 Downey Ave. Ste. 102, Modesto, CA 95354
healthy-aging@sbcglobal.net
Office: (209)633-3830
Fax: (209)638-8648



May 6, 2010

City of Modesto
Parks, Recreation and Neighborhoods Department
Hugo Ramirez, Community Program Specialist III
1010 Tenth Street, Suite 4400
Modesto, CA 95354

RE: Community Development Block Grant (CDBG) Public Services Funding

Dear Mr. Ramirez,

I am writing this letter to request possible funds that may be available to fund the Healthy Aging Association's "Young at Heart" Strength Training/Exercise and Fall Prevention/Education Programs.

Like many non profits Healthy Aging Association is having a difficult time trying to provide the current and increased programs with less funding. Last year we did not receive City of Modesto CDBG monies because the funding was allocated for food, shelter and children's services.

Our mission is to help older Americans live longer, healthier, more independent lives by promoting increased physical activity and sound health and nutrition practices. Healthy Aging Programs are designed to improve the prevention, early intervention, and treatment and management of chronic conditions by providing community-based health and wellness resources for low-income and at-risk seniors and disabled individuals. These programs are helping seniors to maintain the ability to complete the ordinary activities of daily living. The ultimate goal of the agency is to improve health outcomes and prevent premature decline, disability, and death among Stanislaus County's vulnerable and underserved population age 60 and over.

According to the State of California Fall Prevention Center of Excellence; the average hospital stay in Stanislaus County costs over \$70,000 for fall related injuries.

According to the Stanislaus County Coroner's Office, Deputy Coroner Steven Wright, there were 58 deaths resulting from falls in Stanislaus County in 2009.

Also, according to the Stanislaus County Death Review Team (DRT) Report for 2008 and 2009 a total of 201 adult deaths were reviewed during the calendar years 2008 and 2009. 129 of these deaths were caused by falls. Falls are the highest cause of accidental deaths in Stanislaus County. The report states, "Fall related deaths are preventable in nature. Reaching the senior population with resources, education, support, and assistance is vital to prevention."

This month marks Healthy Aging Association's 10th year Anniversary. We currently have seventeen class site locations within the City of Modesto. There are 37 strength training/exercise classes held two to three times weekly throughout the City of Modesto. We developed neighborhood-based classes throughout the city to enable participation by seniors who do not have access to transportation.

Healthy Aging also provides two strength training classes and two low impact aerobic classes at the Modesto Senior Center. We pay for two instructors to provide these classes and have been providing them for the past ten years. Even in those times that we were not funded by the City of Modesto.

According to our data, 70% of the seniors attending our classes are considered by Federal guidelines to be low to moderate income and can not afford to go to a Fitness club or pay for classes. Many seniors attend our classes because once their insurance coverage is exhausted they have to stop their formal therapy. There are no post-rehabilitation services available to them at a cost they can afford. Many physicians and physical therapists are referring to "Young at Heart" classes.

The internal and external challenges confronting Healthy Aging Association include:

- Rapid Program Growth with decreased funding: The demand for our program is high and growing. In 2009 we had 1,069 participants. By March 30th of this year (with three months still complete the 2010 funding year) we had 1,100 participants.
- Class site challenges: Over 40% of our class sites have waiting lists, so participants have to go to another site location. We need to look for additional sites to expand to.

It would be very difficult to tell the seniors who call Healthy Aging Association and tell us their doctor wants them to exercise that they will have to wait for an available space. 70% of the participants are over the age of 70.

I would appreciate council and staff taking the time to reconsider Healthy Aging Association's request for CDBG funding. Please feel free to call me if you have any questions at 523-2800.

Sincerely,



Dianna L. Olsen
Executive Director

cc: Judith Ray, Deputy Director, Parks, Recreation and Neighborhoods
Julie Hannon, Director, Parks, Recreation and Neighborhoods

Attachment C: CPMP Tool Tables

Attachment D: 2010-2011 Funded Public Services

Housing Needs Table		Grantee:														Total Low Income HIV/AIDS Population
		Only complete blue sections. Do NOT type in sections other than blue.														
Household Income < 30% MFI	Owner	Current % of Households	Current Number of Households	3-5 Year Quantities						Priority Need?	Plan. to Fund?	Households with a Disabled Member		Disproportionate Racial/Ethnic Need?	# of Households in Lead-Hazard Housing	
				Year 1	Year 2	Year 3	Year 4*	Year 5*	Multi-Year			% of Goal	% HSHLD			# HSHLD
				Goal	Actual	Goal	Actual	Goal	Actual	Goal	Actual	Goal	Actual	Goal	Actual	
		100%	941											100%	2140	143
		71.4	672											84.6	1810	
		71.0	668													
		60.5	569	1	1	1	1	1	1	1	1	1	1			
		100%	1920													
		89.8	1724	1	1	1	1	1	1	1	1	1	1			
		87.8	1686													
		76.6	1471													
		100%	780													
		95.5	745													
		89.7	700													
		73.1	570													
		100%	1329													
		80.4	1069	1	1	1	1	1	1	1	1	1	1			
		79.7	1059													
		70.4	936													
		100%	621													
		85.8	533	6	6	6	6	6	6	6	6	6	6			
		85.8	533													
		62.6	389													
		100%	509													
		81.3	414	5	5	5	5	5	5	5	5	5	5			
		81.3	414													
		77.4	394													
		100%	198													
		85.4	169	7	7	7	7	7	7	7	7	7	7			
		80.3	159													
		78.3	155													
		100%	349													
		61.3	214													
		61.3	214													
		50.1	175													

Household Income >30 to <=50% MFI												100%	2373	Yes	2433		
Elderly	NUMBER OF HOUSEHOLDS	917															
	With Any Housing Problems	713	4	4	3	4	3	3	18	0	0%	H	Y	C,H			
	Cost Burden > 30%	709								0	###						
Small Related	Cost Burden >50%	370								0	###						
	NUMBER OF HOUSEHOLDS	1835															
	With Any Housing Problems	1655	2					2	0	0%	H	Y	C,H				
Renter	Cost Burden > 30%	1565								0	###						
	Cost Burden >50%	626								0	###						
	NUMBER OF HOUSEHOLDS	959															
Large Related	With Any Housing Problems	915	1	1	1	1	1	3	0	0%	H	Y	C,H				
	Cost Burden > 30%	735								0	###						
	Cost Burden >50%	240								0	###						
All other hshole	NUMBER OF HOUSEHOLDS	884															
	With Any Housing Problems	764								0	###						
	Cost Burden > 30%	760								0	###						
All other hshole	Cost Burden >50%	380								0	###						
	NUMBER OF HOUSEHOLDS	1334															
	With Any Housing Problems	709	7	7	7	7	7	8	36	0	0%	H	Y	C			
Elderly	Cost Burden > 30%	709								0	###						
	Cost Burden >50%	500								0	###						
	NUMBER OF HOUSEHOLDS	669															
Small Related	With Any Housing Problems	564								0	###						
	Cost Burden > 30%	560								0	###						
	Cost Burden >50%	420								0	###						
Owner	NUMBER OF HOUSEHOLDS	364															
	With Any Housing Problems	354								0	###						
	Cost Burden > 30%	335								0	###						
Large Related	Cost Burden >50%	190								0	###						
	NUMBER OF HOUSEHOLDS	240															
	With Any Housing Problems	210								0	###						
All other hshole	Cost Burden > 30%	210								0	###						
	Cost Burden >50%	145								0	###						

Jurisdiction

Housing Market Analysis

Complete cells in blue.

	Vacancy Rate	0 & 1 Bedroom	2 Bedrooms	3+ Bedroom	Total	Substandard Units
Housing Stock Inventory						
<u>Affordability Mismatch</u>						
Occupied Units: Renter		9310	10215	7290	26815	11166
Occupied Units: Owner		1888	6790	29634	38312	672
Vacant Units: For Rent	4%	260	620	144	1024	503
Vacant Units: For Sale	2%	39	135	494	668	11
Total Units Occupied & Vacant		11497	17760	37562	66819	12352
<u>Rents: Applicable FMRs (in \$s)</u>		734	864	1,239		
Rent Affordable at 30% of 50% of MFI (in \$s)		558	670	775		
Public Housing Units						
Occupied Units		53	157	214	424	0
Vacant Units		0	4	4	8	0
Total Units Occupied & Vacant		53	161	218	432	0
Rehabilitation Needs (in \$s)		0	0	0	0	0

Continuum of Care Homeless Population and Subpopulations Chart

Part 1: Homeless Population	Sheltered		Un-sheltered	Total	Jurisdiction Data Quality (N) enumerations	
	Emergency	Transitional				
1. Homeless Individuals	311	173	634	1118	Data Quality (N) enumerations	
2. Homeless Families with Children	70	46	165	281		
2a. Persons in Homeless with Children Families	185	132	365	682		
Total (lines 1 + 2a)	496	305	999	1800		
Part 2: Homeless Subpopulations	Sheltered		Un-sheltered	Total		Data Quality (N) enumerations
	Emergency	Transitional				
1. Chronically Homeless		68	374	442		Data Quality (N) enumerations
2. Severely Mentally Ill		39	0	39		
3. Chronic Substance Abuse		45	0	45		
4. Veterans		25	0	25		
5. Persons with HIV/AIDS		22	0	22		
6. Victims of Domestic Violence		7	0	7		
7. Youth (Under 18 years of age)		34	0	34		

Part 3: Homeless Needs Table: Individuals	Needs	Currently Available	Gap	5-Year Quantities										Total	Plan to Fund?	Priority H, M, L	Fund Source: CDBG, HOME, HOPWA, ESG, or Other			
				Year 1		Year 2		Year 3		Year 4		Year 5						Actual	% of Goal	
				Goal	Complete	Goal	Complete	Goal	Complete	Goal	Complete	Goal	Complete							
Emergency Shelters	985	222	763	8	0	8	0	8	0	8	0	8	0	40	0	0%	M	Y	CDBG	
Transitional Housing	1028	168	860	3	0	3	0	3	0	3	0	3	0	15	0	0%	M	Y	CDBG	
Permanent Supportive Housing	572	163	409	3	0	3	0	3	0	3	0	3	0	15	0	0%	H	Y	HOME	
Total	2585	553	2032	14	0	14	0	14	0	14	0	14	0	70	0	0%	H	Y	HOME	
Chronically Homeless	442	141																		

Part 4: Homeless Needs Table: Families	Needs	Currently Available	Gap	5-Year Quantities												Priority H, M, L	Plan to Fund?	Fund Source: CDBG, HOME, HOPWA, ESG or Other	
				Year 1		Year 2		Year 3		Year 4		Year 5		Total					
				Goal	Complete	Goal	Complete	Goal	Complete	Goal	Complete	Goal	Complete	Actual	% of Goal				
Emergency Shelters	406	229	177	4	0	4	0	4	0	4	0	4	0	20	0	0%	M	Y	CDBG
Transitional Housing	525	223	302	4	0	4	0	4	0	4	0	4	0	20	0	0%	H	Y	CDBG
Permanent Supportive Housing	333	135	198	3	0	3	0	3	0	3	0	3	0	15	0	0%	H	Y	HOME
Total	1264	587	677	11	0	11	0	11	0	11	0	11	0	55	0	0%			

Completing Part 1: Homeless Population. This must be completed using statistically reliable, unduplicated counts or estimates of homeless persons in sheltered and unsheltered locations at a one-day point in time. The counts must be from: (A) administrative records, (N) enumerations, (S) statistically reliable samples, or (E) estimates. The quality of the data presented in each box must be identified as: (A), (N), (S) or (E).

Completing Part 2: Homeless Subpopulations. This must be completed using statistically reliable, unduplicated counts or estimates of homeless persons in sheltered and unsheltered locations at a one-day point in time. The numbers must be from: (A) administrative records, (N) enumerations, (S) statistically reliable samples, or (E) estimates. The quality of the data presented in each box must be identified as: (A), (N), (S) or (E).

Sheltered Homeless. Count adults, children and youth residing in shelters for the homeless. "Shelters" include all emergency shelters and transitional shelters for the homeless, including domestic violence shelters, residential programs for runaway/homeless youth, and any hotel/motel/apartment voucher arrangements paid by a public/private agency because the person or family is homeless. Do not count: (1) persons who are living doubled up in conventional housing; (2) formerly homeless persons who are residing in Section 8 SRO, Shelter Plus Care, SHP permanent housing or other permanent housing units; (3) children or youth, who because of their own or a parent's homelessness or abandonment, now reside temporarily and for a short anticipated duration in hospitals, residential treatment facilities, emergency foster care, detention facilities and the like; and (4) adults living in mental health facilities, chemical dependency facilities, or criminal justice facilities.

Unsheltered Homeless. Count adults, children and youth sleeping in places not meant for human habitation. Places not meant for human habitation include streets, parks, alleys, parking ramps, parts of the highway system, transportation depots and other parts of transportation systems (e.g. subway tunnels, railroad car), all-night commercial establishments (e.g. movie theaters, laundromats, restaurants), abandoned buildings, building roofs or stairwells, chicken coops and other farm outbuildings, caves, campgrounds, vehicles, and other similar places.

Grantee Name: **Jurisdiction**

Non-Homeless Special Needs Including HOPWA	Needs	Currently Available	Gap	3-5 Year Quantities										Total		Priority Need:	Plan to Fund? Y	Fund Source: C	
				Year 1		Year 2		Year 3		Year 4*		Year 5*		Goal	Actua				% of Goal
				Goal	Compl	Goal	Compl	Goal	Compl	Goal	Compl	Goal	Compl						
Housing Needed	52. Elderly	15864	15364	19	0	19	0	19	0	26	0	20	0	103	0	0%	H	Y	C
	53. Frail Elderly	5355.3	4098.3	5	0	5	0	4	0	4	0	4	0	22	0	0%	H	Y	C
	54. Persons w/ Severe Mental Illness	12122	12107	15	0	3	0	0	0	3	0	3	0	24	0	0%	H	Y	C
	55. Developmentally Disabled	4201.8	4038.8	1	0	15	0	3	0	4	0	4	0	27	0	0%	M	Y	C
	56. Physically Disabled	8714	8551	2	0	0	0	11	0	7	0	7	0	27	0	0%	M	Y	C
	57. Alcohol/Other Drug Addicted	2150.7	2150.7	0	0	0	0	4	0	4	0	4	0	12	0	0%	M	Y	C
	58. Persons w/ HIV/AIDS & their famili	143	88	0	0	0	0	0	0	0	0	0	0	0	0	###	M	N	A
	59. Public Housing Residents	10764	10332	0	0	0	0	0	0	0	0	0	0	0	0	###	M	N	O
	Total	59315	56730	42	0	42	0	41	0	48	0	42	0	215	0	0%			
Supportive Services Needed	60. Elderly	15864	15414	87	0	88	0	87	0	88	0	87	0	437	0	0%	H	Y	C
	61. Frail Elderly	5355.3	4098.3	88	0	87	0	88	0	87	0	88	0	438	0	0%	H	N	C
	62. Persons w/ Severe Mental Illness	12122	12122	10	0	10	0	10	0	10	0	10	0	50	0	0%	H	Y	C
	63. Developmentally Disabled	4201.8	4201.8	2	0	2	0	2	0	2	0	2	0	10	0	0%	M	Y	C
	64. Physically Disabled	8714	8699	11	0	11	0	11	0	11	0	11	0	55	0	0%	M	Y	C
	65. Alcohol/Other Drug Addicted	2118.1	1868.1	227	0	227	0	227	0	227	0	227	0	1135	0	0%	M	Y	C
	66. Persons w/ HIV/AIDS & their famili	143	-657	0	0	0	0	0	0	0	0	0	0	0	0	###	M	N	A
	67. Public Housing Residents	10764	10332	0	0	0	0	0	0	0	0	0	0	0	0	###	M	N	O
	Total	59283	56079	425	0	425	0	425	0	425	0	425	0	2125	0	0%			

Only complete blue sections.

Jurisdiction	Needs	Current	Gap	5-Year Quantities										% of Goal	Priority Need: H, M, L	Dollars to Address	Plan to Fund? Y/N	Fund Source		
				Year 1		Year 2		Year 3		Year 4		Year 5							Cumulative	
				Goal	Actual	Goal	Actual	Goal	Actual	Goal	Actual	Goal	Actual							
Housing and Community Development Activities																				
01 Acquisition of Real Property 570.201(a)																				
02 Disposition 570.201(b)	6	3	3																	
03 Public Facilities and Improvements (General) 570.201(c)																				
03A Senior Centers 570.201(c)																				
03B Handicapped Centers 570.201(c)																				
03C Homeless Facilities (not operating costs) 570.201(c)	3849	1140	2709																	
03D Youth Centers 570.201(c)																				
03E Neighborhood Facilities 570.201(c)																				
03F Parks, Recreational Facilities 570.201(c)																				
03G Parking Facilities 570.201(c)																				
03H Solid Waste Disposal Improvements 570.201(c)																				
03I Flood Drain Improvements 570.201(c)																				
03J Water/Sewer Improvements 570.201(c)																				
03K Street Improvements 570.201(c)	16	16	3	3	3	3	3	3	3	3	3	3	3	3	3	3	3	3	3	3
03L Sidewalks 570.201(c)	8	8	1	2	2	2	2	2	2	2	2	2	2	2	2	2	2	2	2	2
03M Child Care Centers 570.201(c)																				
03N Tree Planting 570.201(c)																				
03O Fire Stations/Equipment 570.201(c)																				
03P Health Facilities 570.201(c)																				
03Q Abused and Neglected Children Facilities 570.201(c)																				
03R Asbestos Removal 570.201(c)																				
03S Facilities for AIDS Patients (not operating costs) 570.201(c)																				
03T Operating Costs of Homeless/AIDS Patients Programs																				
04 Clearance and Demolition 570.201(d)																				
04A Clean-up of Contaminated Sites 570.201(d)																				
05 Public Services (General) 570.201(e)																				
05A Senior Services 570.201(e)	15864	450	15414	43727	43726	43726	43726	43726	43727	43727	43727	218632								
05B Handicapped Services 570.201(e)	8714	15	8699	11	11	11	11	11	11	11	11	55								
05C Legal Services 570.201(e)																				
05D Youth Services 570.201(e)																				
05E Transportation Services 570.201(e)																				
05F Substance Abuse Services 570.201(e)	2118	250	1868	182	182	182	182	182	182	182	182	910								
05G Battered and Abused Spouses 570.201(e)																				
05H Employment Training 570.201(e)																				
05I Crime Awareness 570.201(e)																				
05J Fair Housing Activities (if CDBG, then subject to 570.201(e))																				
05K Tenant/Landlord Counseling 570.201(e)																				
05L Child Care Services 570.201(e)																				
05M Health Services 570.201(e)																				
05N Abused and Neglected Children 570.201(e)	12122		12122	7	7	7	7	7	7	7	7	36								
05O Mental Health Services 570.201(e)	2193		2193	3	3	3	3	3	3	3	3	15								
05P Screening for Lead-Based Paint/Lead Hazards Poison 570.201(e)																				
05Q Subsidence Payments 570.204																				
05R Homeownership Assistance (counselling) 570.204																				
05S Rental Housing Subsidies (if HOME, not part of 5% 570.204)																				
05T Security Deposits (if HOME, not part of 5% Admin c																				

FY 10-11 ANNUAL ACTION PLAN

<u>Public Service Budget</u>	<u>Entitlement</u>
Entitlement	\$2,531,823
09/10 Program Income as of 4/11/10	\$21,946
Total	\$2,553,769
0.15 of total	\$383,065
<hr/>	
Second Harvest Food Bank – Food Assistance	\$20,000
The Salvation Army, Modesto Citadel – Berberian Emergency Shelter	\$20,000
United Samaritans Foundation – Daily Bread Mobile Lunch Program, Modesto Truck	\$16,000
American Red Cross, Stanislaus County Chapter – Emergency Response Shelter Services	\$15,000
Center for Human Services – Pathways	\$20,000
Family Promise of Greater Modesto – Case Management	\$11,000
Stanislaus Multi-Cultural Health Collaborative/West Modesto King-Kennedy Neighborhood Collaborative – Refresh Program	\$10,000
Second Harvest Food Bank – Food 4 Thought	\$20,000
Children’s Crisis Center of Stanislaus County – Homeless At Risk Children of Marsha’s House	\$11,000
Children’s Crisis Center of Stanislaus County – Homeless At Risk Children of Sawyer House	\$11,000
Children’s Crisis Center of Stanislaus County – Homeless At Risk Children of Cricket’s House	\$11,000
Center for Human Services – Hutton House	\$15,000
Court Appointed Special Advocates of Stanislaus County – Training and Support Project	\$10,000
Healthy Start Family Resource Center at Orville Wright Elementary – Community Liaison	\$20,000
Community Housing and Shelter Services – Laura’s House	\$15,000
Stanislaus Literacy Center – ReadingWorks Adult Literacy	\$10,000
Howard Training Center – Senior Meals Program	\$15,000
Stanislaus Community Assistance Project – Nutritional Supplement and Education Program	\$15,000
Disability Resource Agency for Independent Living – Assistive Technology Program	\$10,000
National Alliance for the Mentally Ill, Stanislaus – Beth and Joanna Friends in Recovery	\$8,000
Recreation Division	\$80,000
Project Sentinel (PS) - Project Sentinel	\$14,000
Healthy Aging	\$6,000
TOTAL	\$383,000

**FY 2010 2011 CDBG
Annual Action Plan**

CDBG Budget	Entitlement	Anticipated RLF	Anticipated PI	TOTAL AAP 2010-2011	Avail to DRAW as of 04/14/10	Avail to DRAW as of 04/14/10 (RLF)	GRAND TOTAL
Entitlement	\$2,531,823	\$225,000	\$50,000	\$2,806,823	\$2,301,895	\$1,950,645	\$7,059,363
Down Payment Assistance Program (DPAP)	168,000	0	0	168,000	0	0	168,000
Emergency Home Repair Program (EHRP) / Disabled Accessibility Program (DAP) - single-unit	0	190,000	0	190,000	0	482,271	672,271
Emergency Home Repair Program (EHRP) / Disabled Accessibility Program (DAP) - multi-unit	0	10,000	0	10,000	0	0	10,000
Minor Home Repair Grant Program (MHRGP)	0	25,000	0	25,000	0	0	25,000
Rehabilitation Property Enhancement Programs - single-unit	1,000	0	0	1,000	0	0	1,000
Rehabilitation Property Enhancement Program - multi-unit	1,000	0	0	1,000	0	0	1,000
Lead-Based Paint Services	5,000	0	0	5,000	0	0	5,000
Housing Rehabilitation Administration	414,264	0	0	414,264	0	0	414,264
Housing Demolition	7,000	0	0	7,000	0	0	7,000
Temporary Relocation	5,000	0	0	5,000	0	0	5,000
Neighborhood Revitalization Strategy	242,306	0	50,000	292,306	0	391,876	684,182
Street Project (Empire Street)	225,000	0	0	225,000	484,891	400,000	1,109,891
1230 12th Street Retrofit	0	0	0	0	80,946	301,498	382,444
Park Sites	0	0	0	0	298,725	0	298,725
Public Facilities & Improvement Accessibility Features - Dryden Pathway	0	0	0	0	100,181	0	100,181
Public Facilities & Improvement (Pre Development) - Accessibility Features - Senior Center Restroom	0	0	0	0	30,000	0	30,000
Public Facilities & Improvement -Accessibility Features - KKMC Pathway	0	0	0	0	40,000	0	40,000
Blight/Health & Safety -Water tower Removal	0	0	0	0	135,000	0	135,000
Economic Development	0	0	0	0	0	150,000	150,000
Code Enforcement - Neighborhoods (Service Credit intrafund and interfund)	170,552	0	0	170,552	0	0	170,552
Neighborhood Cleanup	25,000	0	0	25,000	0	0	25,000
Neighborhood Based Projects	0	0	0	0	4,200	0	4,200
CDBG Administration	347,466	0	0	347,466	0	0	347,466
Indirect Administration	118,899	0	0	118,899	0	0	118,899
Fair Housing Activities	40,000	0	0	40,000	0	0	40,000
Section 108 Loan Repayments (Principal/Interest)	378,336	0	0	378,336	0	0	378,336
Public Services	383,000	0	0	383,000	0	0	383,000
CDBG Grand Total	\$2,531,823	\$225,000	\$50,000	\$2,806,823	\$1,173,943	\$1,725,645	\$5,706,411
Carryover funds to be committed (excluding anticipated RLF/PI)	\$0	\$0	\$0	\$0	\$1,127,952	\$225,000	\$1,077,952

FY 10-11 HOME Annual Action Plan

<p><u>HOME Budget</u> Entitlement</p>	<p align="right"><u>Entitlement</u> \$1,311,710</p>
Admin	\$136,895
Direct Loans	\$911,027
CHDO Set Aside	\$197,842
CHDO Operating	\$65,947
ADDI	\$0
	\$1,311,710

FY 09-10 Annual Action Plan

<u>ESG Budget</u>	<u>Entitlement</u>	<u>Prior Yr (C/O) Entitlement</u>
	\$103,064	\$3,849
Admin (5% of Entitlement)	\$5,153	\$0
The Salvation Army, Modesto Citadel – Berberian Emergency Shelter	\$20,000	\$0
Children’s Crisis Center of Stanislaus County – Infant Shelter at Marsha’s House	\$18,000	\$886
Center for Human Services – Pathways	\$15,000	\$886
Center for Human Services – Hutton House	\$15,000	\$886
Community Housing and Shelter Services – Homeless Prevention	\$13,000	\$887
Children’s Crisis Center of Stanislaus County – Second Floor Emergency Exit at Cricket’s House	\$14,000	\$200
Family Promise of Greater Modesto – Shelter Services for Homeless Families	\$2,911	\$104
	\$103,064	\$3,849

**DECLARATION OF PUBLICATION
(C.C.P. S2015.5)
COUNTY OF STANISLAUS
STATE OF CALIFORNIA**

PUBLIC NOTICE

City of Modesto
2010-2011 Annual Action Plan,
Citizens Participation Plan,
2010-2015 Consolidated Plan and Analysis
of Impediments to Fair Housing Choice

The CITY OF MODESTO has prepared the draft 2010-2011 Annual Action Plan (AAP) and the draft 2010-2015 Consolidated Plan (CP) and Analysis of Impediments to Fair Housing Choice (AI). The AP contains the City's housing and community development strategies for using federal funds over the next fiscal year. The funds involved are from the Community Development Block Grant (CDBG), HOME Investment Partnership (HOME), and Emergency Shelter Grant (ESG). The City receives over four million dollars annually from these federal programs.

The CP establishes a 5-year strategy which will address the needs for community services, economic development, community facilities, infrastructure, and housing. The AI is a review of the barriers to fair housing choice in the public and private sector.

These programs are intended to primarily benefit low- and moderate-income persons and persons with special needs through the provision of affordable housing, economic development and job creation, public facilities and infrastructure improvements, and community and supportive services, among other activities. There will be a 30-day public comment period. Comments received in writing or orally will be responded to accordingly.

- March 23, 2010 - 30-day public comment period begins
- April 1 @ 6:00 p.m. - Public Consultation meeting - Neighborhood Center at Marshall Park, 420 Chicago Ave., Modesto
- April 21 @ noon - The Citizens Housing and Community Development Committee - Tenth Street Place, 1010 10th Street, Modesto
- April 27 @ 5:30 p.m. - A public hearing will be at the Modesto City Council meeting. The meeting will be held at the Modesto City Council Chambers, 1010 Tenth Street, Modesto. This public hearing will conclude the public comment period.

Copies of the draft FY 2010-2011 Annual Action Plan and the 2010-2015 Consolidated Plan/Analysis of Impediments to Fair Housing Choice will be available at the Parks, Recreation and Neighborhoods Department, 1010 Tenth Street, Suite 4300, Modesto. For additional information, call 209-577-5247, fax 209-544-3982 or TDD (hearing impaired only) 1-800-735-2929.
Pub Dates 03/28/2010

I am a citizen of the United States and a resident Of the County aforesaid; I am over the age of Eighteen years, and not a party to or interested In the above entitle matter. I am a printer and Principal clerk of the publisher
of THE MODESTO BEE, printed in the City of **MODESTO** , County of **STANISLAUS** , State of California, daily, for which said newspaper has been adjudged a newspaper of general circulation by the Superior Court of the County of **STANISLAUS** , State of California, **No. 46453**; that the notice of which the annexed is a printed copy, has been published in each issue there of on the following dates, to wit:

Mar 28, 2010

I certify (or declare) under penalty of perjury That the foregoing is true and correct and that This declaration was executed at

MODESTO, California on

March 29th, 2010

(Signature)

Mavis Weideman

**DECLARATION OF PUBLICATION
(C.C.P. S2015.5)**

RECEIVED
MARCH 1 2010

CITY CLERK'S OFFICE

**COUNTY OF STANISLAUS
STATE OF CALIFORNIA**

I am a citizen of the United States and a resident of the County aforesaid; I am over the age of eighteen years, and not a party to or interested in the above entitled matter. I am a printer and principal clerk of the publisher of **THE MODESTO BEE**, which has been adjudged a newspaper of general circulation by the Superior Court of the County of STANISLAUS, State of California, under the date of **February 25, 1951, Action No. 46453**. The notice of which the annexed is a printed copy has been published in each issue thereof on the following dates, to wit:

**Vida En El Valle Publication
MARCH 24, 2010**

I certify (or declare) under penalty of perjury that the foregoing is true and correct and that this declaration was executed at **MODESTO**, California on

MARCH 24, 2010


(Signature)

**AVISO PÚBLICO Ciudad de Modesto
2010-2011 Plan de Acción Anual, Plan de Participación de Ciudadanos,
2010-2015 Plan Consolidado y Análisis de Impedimentos a la Equidad de Vivienda**

LA CIUDAD DE MODESTO ha preparado el bosquejo del Plan de Acción Anual (AP) 2010-2011 y el bosquejo del Plan Consolidado (CP) para el periodo del 2010-2015 y el Análisis de Impedimentos a la Equidad de Vivienda (AI). El Plan de Acción Anual contiene la estrategia de la Ciudad de Modesto de programas de vivienda y desarrollo en la comunidad y la utilización de fondos federales para el siguiente año fiscal. Los fondos incluyen el Programa de Subsidios Globales para el Desarrollo Comunitario (CDBG), el Programa de Asociación Para Inversiones en Vivienda (HOME) y el Programa de Subsidios para Refugios de Emergencia (ESG). La Ciudad recibe anualmente más de cuatro millones de dólares de estos programas federales.

El CP establece una estrategia de 5 años que dirigirá las necesidades de servicios comunitarios, el desarrollo económico, instalaciones comunitarias e infraestructura, y vivienda. El AI es una revisión de los impedimentos a la equidad de vivienda en el sector público y privado.

Estos programas son diseñados principalmente para beneficiar personas de ingresos bajos y moderados, así como personas con necesidades especiales a través de la provisión de vivienda a precios cómodos; desarrollo económico y creación de trabajo; instalaciones públicas y mejoras de infraestructura; comunidad y servicios de apoyo, entre otras actividades.

Habrá un periodo de 30 días para comentarios públicos. Los comentarios recibidos por escrito o oralmente serán respondidos apropiadamente

El 23 de Marzo del 2010 - El periodo de comentario público de 30 días comienza

El 1 de Abril 6:00 de la tarde - Reunión de Consulta Pública - Neighborhood Center at Marshall Park, 420 Chicago Ave. Modesto,

El 21 de Abril al mediodía - El Citizens Housing and Community Development Committee - Tenth Street Place, 1010 10th Street, Modesto

El 27 de Abril 5:30 de la tarde - Una audiencia pública será llevada a cabo durante la reunión del Concejo Municipal de la Ciudad de Modesto, el cual empezará a las 5:30 p.m. en la cámara del Concejo de la Ciudad de Modesto, 1010 Calle 10, Modesto. La audiencia pública terminará el periodo de comentarios públicos.

Las copias del bosquejo del Plan de Acción Anual para el FY 2010-2011 y el Plan Consolidado /Análisis de Impedimentos a la Equidad de Vivienda estarán disponibles en el Departamento de Parques, Recreación y Vecindades, 1010 Calle 10, Suite 4300, Modesto Para más información, favor de llamar al 209-577-5247, fax 209-544-3982 o TDD (solamente) 1-800-735-2929.



AVISO PÚBLICO

Vida En El Valle

**Ciudad de Modesto
2010-2011 Plan de Acción Anual,
Plan de Participación de Ciudadanos,
2010-2015 Plan Consolidado y Análisis de Impedimentos a la Equidad de
Vivienda**

LA CIUDAD DE MODESTO ha preparado el bosquejo del Plan de Acción Anual (AP) 2010-2011 y el bosquejo del Plan Consolidado (CP) para el período del 2010-2015 y el Análisis de Impedimentos a la Equidad de Vivienda (AI). El Plan de Acción Anual contiene la estrategia de la Ciudad de Modesto de programas de vivienda y desarrollo en la comunidad y la utilización de fondos federales para el siguiente año fiscal. Los fondos incluyen el Programa de Subsidios Globales para el Desarrollo Comunitario (CDBG), el Programa de Asociación Para Inversiones en Vivienda (HOME) y el Programa de Subsidios para Refugios de Emergencia (ESG). La Ciudad recibe anualmente más de cuatro millones de dólares de estos programas federales.

El CP establece una estrategia de 5 años que dirigirá las necesidades de servicios comunitarios, el desarrollo económico, instalaciones comunitarias e infraestructura, y vivienda. El AI es una revisión de los impedimentos a la equidad de vivienda en el sector público y privado.

Estos programas son diseñados principalmente para beneficiar personas de ingresos bajos y moderados, así como personas con necesidades especiales a través de la provisión de vivienda a precios cómodos; desarrollo económico y creación de trabajo; instalaciones públicas y mejoras de infraestructura; comunidad y servicios de apoyo, entre otras actividades.

Habrà un período de 30 días para comentarios públicos. Los comentarios recibidos por escrito o oralmente serán respondidos apropiadamente

- El 23 de Marzo del 2010 - El período de comentario público de 30 días comienza
- El 1 de Abril 6:00 de la tarde - Reunión de Consulta Pública - Neighborhood Center at Marshall Park, 420 Chicago Ave. Modesto
- El 21 de Abril al mediodía - El Citizens Housing and Community Development Committee - Tenth Street Place, 1010 10th Street, Modesto
- El 27 de Abril 5:30 de la tarde - . Una audiencia pública será llevada a cabo durante la reunión del Concejo Municipal de la Ciudad de Modesto, el cual empezará a las 5:30 p.m. en la cámara del Concejo de la Ciudad de Modesto, 1010 Calle 10, Modesto. La audiencia pública terminará el periodo de comentarios públicos.

Las copias del bosquejo del Plan de Acción Anual para el FY 2010-2011 y el Plan Consolidado /Análisis de Impedimientos a la Equidad de Vivienda estarán disponibles en en el Departamento de Parques, Recreación y Vecindades, 1010 Calle 10, Suite 4300, Modesto Para más información, favor de llamar al 209-577-5247, fax 209-544-3982 o TDD (solamente) 1-800-735-2929.

PUBLIC NOTICE

Modesto Bee

City of Modesto

2010–2011 Annual Action Plan,

Citizens Participation Plan,

2010–2015 Consolidated Plan and Analysis of Impediments to Fair
Housing Choice

The **CITY OF MODESTO** has prepared the **draft** 2010-2011 Annual Action Plan (AP) and the **draft** 2010-2015 Consolidated Plan (CP) and Analysis of Impediments to Fair Housing Choice (AI). The AP contains the City's housing and community development strategies for using federal funds over the next fiscal year. The funds involved are from the Community Development Block Grant (CDBG), HOME Investment Partnership (HOME), and Emergency Shelter Grant (ESG). The City receives over four million dollars annually from these federal programs.

The CP establishes a 5-year strategy which will address the needs for community services, economic development, community facilities, infrastructure, and housing. The AI is a review of the barriers to fair housing choice in the public and private sector.

These programs are intended to primarily benefit low- and moderate-income persons and persons with special needs through the provision of affordable housing; economic development and job creation; public facilities and infrastructure improvements; and community and supportive services, among other activities. There will be a 30-day Public comment. Comments received in writing or orally will be responded to accordingly.

- March 23, 2010 - 30-day public comment period begins
- April 1 @ 6:00 p.m. - Public Consultation meeting - Neighborhood Center at Marshall Park, 420 Chicago Ave., Modesto
- April 21 @ noon - The Citizens Housing and Community Development Committee - Tenth Street Place, 1010 10th Street, Modesto
- April 27 @ 5:30 p.m. - A public hearing will be at the Modesto City Council meeting. The meeting will be held at the Modesto City Council Chambers, 1010 Tenth Street, Modesto. This public hearing will conclude the public comment period.

Copies of the draft FY 2010-2011 Annual Action Plan and the 2010-2015 Consolidated Plan/Analysis of Impediments to Fair Housing Choice will be available at the Parks, Recreation and Neighborhoods Department, 1010 Tenth Street, Suite 4300, Modesto. For additional information, call 209-577-5247, fax 209-544-3982 or TDD (hearing impaired only) 1-800-735-2929.



SF 424


The SF 424 is part of the CPMP Annual Action Plan. SF 424 form fields are included in this document. Grantee information is linked from the 1CPMP.xls document of the CPMP tool.

SF 424

Complete the fillable fields (blue cells) in the table below. The other items are pre-filled with values from the Grantee Information Worksheet.

May 14, 2010		Applicant Identifier	Type of Submission	
Date Received by state	State Identifier	Application	Pre-application	
Date Received by HUD	Federal Identifier	<input type="checkbox"/> Construction	<input type="checkbox"/> Construction	
		<input checked="" type="checkbox"/> Non Construction	<input type="checkbox"/> Non Construction	
Applicant Information				
City of Modesto		CA62292 MODESTO		
1010 Tenth Street		DUNS 140654166		
Suite 4300, PO Box 642		Neighborhood Services		
Modesto	California	Parks, Recreation & Neighborhoods Dept		
95353	U.S.A.	Recreation & Neighborhood Division		
Employer Identification Number (EIN):		Stanislaus County		
94-6000374		Program Year Start Date: 07/2010		
Applicant Type:		Specify Other Type if necessary:		
Local Government: City		Specify Other Type		
Program Funding		U.S. Department of Housing and Urban Development		
Catalogue of Federal Domestic Assistance Numbers; Descriptive Title of Applicant Project(s); Areas Affected by Project(s) (cities, Counties, localities etc.); Estimated Funding				
Community Development Block Grant		14.218 Entitlement Grant		
CDBG Project Titles: Housing Development, Preservation & Home Ownership, Infrastructure & Public Improvement, Neighborhood Preservation & Stabilization, Economic Development, Public Services, and Fair Housing Activities.		Description of Areas Affected by CDBG Project(s): Modesto, California		
CDBG Grant Amount: \$2,531,823	\$Additional HUD Grant(s) Leveraged	Describe		
\$Additional Federal Funds Leveraged		\$Additional State Funds Leveraged		
\$Locally Leveraged Funds		\$Grantee Funds Leveraged		
\$Anticipated Program Income 50,000		Other (Describe)		
Total Funds Leveraged for CDBG-based Project(s)				
Home Investment Partnerships Program		14.239 HOME		
HOME Project Titles: Affordable Housing Development, Sweat Equity Home Ownership, and Community Housing Development Organization (CHDO) support.		Description of Areas Affected by HOME Project(s): Modesto, California		
HOME Grant Amount: \$1,311,710	\$Additional HUD Grant(s) Leveraged	Describe		
\$Additional Federal Funds Leveraged		\$Additional State Funds Leveraged		

\$Locally Leveraged Funds		\$Grantee Funds Leveraged	
\$Anticipated Program Income \$		Other (Describe)	
Total Funds Leveraged for HOME-based Project(s)			
Housing Opportunities for People with AIDS		14.241 HOPWA	
HOPWA Project Titles		Description of Areas Affected by HOPWA Project(s)	
\$HOPWA Grant Amount	\$Additional HUD Grant(s) Leveraged	Describe	
\$Additional Federal Funds Leveraged		\$Additional State Funds Leveraged	
\$Locally Leveraged Funds		\$Grantee Funds Leveraged	
\$Anticipated Program Income		Other (Describe)	
Total Funds Leveraged for HOPWA-based Project(s)			
Emergency Shelter Grants Program		14.231 ESG	
ESG Project Titles: Emergency Shelter, Transitional Housing, and Homeless Prevention.		Description of Areas Affected by ESG Project(s): Modesto, California	
ESG Grant Amount: \$103,064	\$Additional HUD Grant(s) Leveraged	Describe	
\$Additional Federal Funds Leveraged		\$Additional State Funds Leveraged	
\$Locally Leveraged Funds		\$Grantee Funds Leveraged	
\$Anticipated Program Income		Other (Describe)	
Total Funds Leveraged for ESG-based Project(s)			
Congressional Districts of:		Is application subject to review by state Executive Order 12372 Process?	
Applicant Districts: 18	Project Districts: 18		
Is the applicant delinquent on any federal debt? If "Yes" please include an additional document explaining the situation.		<input type="checkbox"/> Yes	This application was made available to the state EO 12372 process for review on DATE
		<input checked="" type="checkbox"/> No	Program is not covered by EO 12372
<input type="checkbox"/> Yes	<input checked="" type="checkbox"/> No	<input checked="" type="checkbox"/> N/A	Program has not been selected by the state for review

Person to be contacted regarding this application		
Judith	E	Ray
Deputy Director	Phone: 209-577-5351	Fax: 209-544-3982
jr@modestogov.com	www.modestogov.com	Other Contact
Signature of Authorized Representative		Date Signed
 Greg Nyhoff, City Manager		May 12, 2010



CPMP Non-State Grantee Certifications

Many elements of this document may be completed electronically, however a signature must be manually applied and the document must be submitted in paper form to the Field Office.

- This certification does not apply.
 This certification is applicable.

NON-STATE GOVERNMENT CERTIFICATIONS

In accordance with the applicable statutes and the regulations governing the consolidated plan regulations, the jurisdiction certifies that:

Affirmatively Further Fair Housing -- The jurisdiction will affirmatively further fair housing, which means it will conduct an analysis of impediments to fair housing choice within the jurisdiction, take appropriate actions to overcome the effects of any impediments identified through that analysis, and maintain records reflecting that analysis and actions in this regard.

Anti-displacement and Relocation Plan -- It will comply with the acquisition and relocation requirements of the Uniform Relocation Assistance and Real Property Acquisition Policies Act of 1970, as amended, and implementing regulations at 49 CFR 24; and it has in effect and is following a residential antidisplacement and relocation assistance plan required under section 104(d) of the Housing and Community Development Act of 1974, as amended, in connection with any activity assisted with funding under the CDBG or HOME programs.

Drug Free Workplace -- It will or will continue to provide a drug-free workplace by:

1. Publishing a statement notifying employees that the unlawful manufacture, distribution, dispensing, possession, or use of a controlled substance is prohibited in the grantee's workplace and specifying the actions that will be taken against employees for violation of such prohibition;
2. Establishing an ongoing drug-free awareness program to inform employees about -
 - a. The dangers of drug abuse in the workplace;
 - b. The grantee's policy of maintaining a drug-free workplace;
 - c. Any available drug counseling, rehabilitation, and employee assistance programs; and
 - d. The penalties that may be imposed upon employees for drug abuse violations occurring in the workplace;
3. Making it a requirement that each employee to be engaged in the performance of the grant be given a copy of the statement required by paragraph 1;
4. Notifying the employee in the statement required by paragraph 1 that, as a condition of employment under the grant, the employee will -
 - a. Abide by the terms of the statement; and
 - b. Notify the employer in writing of his or her conviction for a violation of a criminal drug statute occurring in the workplace no later than five calendar days after such conviction;
5. Notifying the agency in writing, within ten calendar days after receiving notice under subparagraph 4(b) from an employee or otherwise receiving actual notice of such conviction. Employers of convicted employees must provide notice, including position title, to every grant officer or other designee on whose grant activity the convicted employee was working, unless the Federal agency has designated a central point for the receipt of such notices. Notice shall include the identification number(s) of each affected grant;
6. Taking one of the following actions, within 30 calendar days of receiving notice under subparagraph 4(b), with respect to any employee who is so convicted -
 - a. Taking appropriate personnel action against such an employee, up to and including termination, consistent with the requirements of the Rehabilitation Act of 1973, as amended; or
 - b. Requiring such employee to participate satisfactorily in a drug abuse assistance or rehabilitation program approved for such purposes by a Federal, State, or local health, law enforcement, or other appropriate agency;
7. Making a good faith effort to continue to maintain a drug-free workplace through implementation of paragraphs 1, 2, 3, 4, 5 and 6.

Jurisdiction


Anti-Lobbying -- To the best of the jurisdiction's knowledge and belief:

- 8. No Federal appropriated funds have been paid or will be paid, by or on behalf of it, to any person for influencing or attempting to influence an officer or employee of any agency, a Member of Congress, an officer or employee of Congress, or an employee of a Member of Congress in connection with the awarding of any Federal contract, the making of any Federal grant, the making of any Federal loan, the entering into of any cooperative agreement, and the extension, continuation, renewal, amendment, or modification of any Federal contract, grant, loan, or cooperative agreement;
- 9. If any funds other than Federal appropriated funds have been paid or will be paid to any person for influencing or attempting to influence an officer or employee of any agency, a Member of Congress, an officer or employee of Congress, or an employee of a Member of Congress in connection with this Federal contract, grant, loan, or cooperative agreement, it will complete and submit Standard Form-LLL, "Disclosure Form to Report Lobbying," in accordance with its instructions; and
- 10. It will require that the language of paragraph 1 and 2 of this anti-lobbying certification be included in the award documents for all subawards at all tiers (including subcontracts, subgrants, and contracts under grants, loans, and cooperative agreements) and that all subrecipients shall certify and disclose accordingly.

Authority of Jurisdiction -- The consolidated plan is authorized under State and local law (as applicable) and the jurisdiction possesses the legal authority to carry out the programs for which it is seeking funding, in accordance with applicable HUD regulations.

Consistency with plan -- The housing activities to be undertaken with CDBG, HOME, ESG, and HOPWA funds are consistent with the strategic plan.

Section 3 -- It will comply with section 3 of the Housing and Urban Development Act of 1968, and implementing regulations at 24 CFR Part 135.



May 12, 2010

Signature/Authorized Official

Date

Greg Nyhoff

Name

City Manager

Title

1010 Tenth Street, P O Box 642

Address

Modesto CA 95353

City/State/Zip

(209)577-5404

Telephone Number

<input type="checkbox"/> This certification does not apply. <input checked="" type="checkbox"/> This certification is applicable.
--

Specific CDBG Certifications

The Entitlement Community certifies that:

Citizen Participation -- It is in full compliance and following a detailed citizen participation plan that satisfies the requirements of 24 CFR 91.105.

Community Development Plan -- Its consolidated housing and community development plan identifies community development and housing needs and specifies both short-term and long-term community development objectives that provide decent housing, expand economic opportunities primarily for persons of low and moderate income. (See CFR 24 570.2 and CFR 24 part 570)

Following a Plan -- It is following a current consolidated plan (or Comprehensive Housing Affordability Strategy) that has been approved by HUD.

Use of Funds -- It has complied with the following criteria:

11. Maximum Feasible Priority - With respect to activities expected to be assisted with CDBG funds, it certifies that it has developed its Action Plan so as to give maximum feasible priority to activities which benefit low and moderate income families or aid in the prevention or elimination of slums or blight. The Action Plan may also include activities which the grantee certifies are designed to meet other community development needs having a particular urgency because existing conditions pose a serious and immediate threat to the health or welfare of the community, and other financial resources are not available);
12. Overall Benefit - The aggregate use of CDBG funds including section 108 guaranteed loans during program year(s) 2010, 2011, 2012, (a period specified by the grantee consisting of one, two, or three specific consecutive program years), shall principally benefit persons of low and moderate income in a manner that ensures that at least 70 percent of the amount is expended for activities that benefit such persons during the designated period;
13. Special Assessments - It will not attempt to recover any capital costs of public improvements assisted with CDBG funds including Section 108 loan guaranteed funds by assessing any amount against properties owned and occupied by persons of low and moderate income, including any fee charged or assessment made as a condition of obtaining access to such public improvements.

However, if CDBG funds are used to pay the proportion of a fee or assessment that relates to the capital costs of public improvements (assisted in part with CDBG funds) financed from other revenue sources, an assessment or charge may be made against the property with respect to the public improvements financed by a source other than CDBG funds.

The jurisdiction will not attempt to recover any capital costs of public improvements assisted with CDBG funds, including Section 108, unless CDBG funds are used to pay the proportion of fee or assessment attributable to the capital costs of public improvements financed from other revenue sources. In this case, an assessment or charge may be made against the property with respect to the public improvements financed by a source other than CDBG funds. Also, in the case of properties owned and occupied by moderate-income (not low-income) families, an assessment or charge may be made against the property for public improvements financed by a source other than CDBG funds if the jurisdiction certifies that it lacks CDBG funds to cover the assessment.

Excessive Force -- It has adopted and is enforcing:


14. A policy prohibiting the use of excessive force by law enforcement agencies within its jurisdiction against any individuals engaged in non-violent civil rights demonstrations; and
15. A policy of enforcing applicable State and local laws against physically barring entrance to or exit from a facility or location which is the subject of such non-violent civil rights demonstrations within its jurisdiction;

Jurisdiction

Compliance With Anti-discrimination laws -- The grant will be conducted and administered in conformity with title VI of the Civil Rights Act of 1964 (42 USC 2000d), the Fair Housing Act (42 USC 3601-3619), and implementing regulations.

Lead-Based Paint -- Its activities concerning lead-based paint will comply with the requirements of part 35, subparts A, B, J, K and R, of title 24;

Compliance with Laws -- It will comply with applicable laws.



May 12, 2010

Signature/Authorized Official

Date

Greg Nyhoff

Name

City Manager

Title

1010 Tenth Street, P O Box 642

Address

Modesto CA 95353

City/State/Zip

(209) 577-5404

Telephone Number

- This certification does not apply.
 This certification is applicable.

**OPTIONAL CERTIFICATION
CDBG**

Submit the following certification only when one or more of the activities in the action plan are designed to meet other community development needs having a particular urgency as specified in 24 CFR 570.208(c):

The grantee hereby certifies that the Annual Plan includes one or more specifically identified CDBG-assisted activities, which are designed to meet other community development needs having a particular urgency because existing conditions pose a serious and immediate threat to the health or welfare of the community and other financial resources are not available to meet such needs.



May 12, 2010

Signature/Authorized Official

Date

Greg Nyhoff

Name

City Manager

Title

1010 Tenth Street, P O Box 642

Address

Modesto CA 95353

City/State/Zip

(209) 577-5404

Telephone Number

- This certification does not apply.
 This certification is applicable.

Specific HOME Certifications


The HOME participating jurisdiction certifies that:

Tenant Based Rental Assistance -- If the participating jurisdiction intends to provide tenant-based rental assistance:

The use of HOME funds for tenant-based rental assistance is an essential element of the participating jurisdiction's consolidated plan for expanding the supply, affordability, and availability of decent, safe, sanitary, and affordable housing.

Eligible Activities and Costs -- it is using and will use HOME funds for eligible activities and costs, as described in 24 CFR § 92.205 through 92.209 and that it is not using and will not use HOME funds for prohibited activities, as described in § 92.214.

Appropriate Financial Assistance -- before committing any funds to a project, it will evaluate the project in accordance with the guidelines that it adopts for this purpose and will not invest any more HOME funds in combination with other Federal assistance than is necessary to provide affordable housing;



May 12, 2010

Signature/Authorized Official

Date

Greg Nyhoff

Name

City Manager

Title

1010 Tenth Street, P O Box 642

Address

Modesto CA 95353

City/State/Zip

(209) 577-5404

Telephone Number

- This certification does not apply.
 This certification is applicable.

HOPWA Certifications

The HOPWA grantee certifies that:

Activities -- Activities funded under the program will meet urgent needs that are not being met by available public and private sources.

Building -- Any building or structure assisted under that program shall be operated for the purpose specified in the plan:

1. For at least 10 years in the case of assistance involving new construction, substantial rehabilitation, or acquisition of a facility,
2. For at least 3 years in the case of assistance involving non-substantial rehabilitation or repair of a building or structure.

Signature/Authorized Official

Date

Name

Title

Address

City/State/Zip

Telephone Number

- | |
|---|
| <input type="checkbox"/> This certification does not apply. |
| <input checked="" type="checkbox"/> This certification is applicable. |

ESG Certifications

I, Greg Nyhoff, Chief Executive Officer of Jurisdiction, certify that the local government will ensure the provision of the matching supplemental funds required by the regulation at 24 *CFR* 576.51. I have attached to this certification a description of the sources and amounts of such supplemental funds.


I further certify that the local government will comply with:

1. The requirements of 24 *CFR* 576.53 concerning the continued use of buildings for which Emergency Shelter Grants are used for rehabilitation or conversion of buildings for use as emergency shelters for the homeless; or when funds are used solely for operating costs or essential services.
2. The building standards requirement of 24 *CFR* 576.55.
3. The requirements of 24 *CFR* 576.56, concerning assurances on services and other assistance to the homeless.
4. The requirements of 24 *CFR* 576.57, other appropriate provisions of 24 *CFR* Part 576, and other applicable federal laws concerning nondiscrimination and equal opportunity.
5. The requirements of 24 *CFR* 576.59(b) concerning the Uniform Relocation Assistance and Real Property Acquisition Policies Act of 1970.
6. The requirement of 24 *CFR* 576.59 concerning minimizing the displacement of persons as a result of a project assisted with these funds.
7. The requirements of 24 *CFR* Part 24 concerning the Drug Free Workplace Act of 1988.
8. The requirements of 24 *CFR* 576.56(a) and 576.65(b) that grantees develop and implement procedures to ensure the confidentiality of records pertaining to any individual provided family violence prevention or treatment services under any project assisted with ESG funds and that the address or location of any family violence shelter project will not be made public, except with written authorization of the person or persons responsible for the operation of such shelter.
9. The requirement that recipients involve themselves, to the maximum extent practicable and where appropriate, homeless individuals and families in policymaking, renovating, maintaining, and operating facilities assisted under the ESG program, and in providing services for occupants of these facilities as provided by 24 *CFR* 76.56.
10. The requirements of 24 *CFR* 576.57(e) dealing with the provisions of, and regulations and procedures applicable with respect to the environmental review responsibilities under the National Environmental Policy Act of 1969 and related

authorities as specified in 24 CFR Part 58.

11. The requirements of 24 CFR 576.21(a)(4) providing that the funding of homeless prevention activities for families that have received eviction notices or notices of termination of utility services will meet the requirements that: (A) the inability of the family to make the required payments must be the result of a sudden reduction in income; (B) the assistance must be necessary to avoid eviction of the family or termination of the services to the family; (C) there must be a reasonable prospect that the family will be able to resume payments within a reasonable period of time; and (D) the assistance must not supplant funding for preexisting homeless prevention activities from any other source.
12. The new requirement of the McKinney-Vento Act (42 USC 11362) to develop and implement, to the maximum extent practicable and where appropriate, policies and protocols for the discharge of persons from publicly funded institutions or systems of care (such as health care facilities, foster care or other youth facilities, or correction programs and institutions) in order to prevent such discharge from immediately resulting in homelessness for such persons. I further understand that state and local governments are primarily responsible for the care of these individuals, and that ESG funds are not to be used to assist such persons in place of state and local resources.
13. HUD's standards for participation in a local Homeless Management Information System (HMIS) and the collection and reporting of client-level information.

I further certify that the submission of a completed and approved Consolidated Plan with its certifications, which act as the application for an Emergency Shelter Grant, is authorized under state and/or local law, and that the local government possesses legal authority to carry out grant activities in accordance with the applicable laws and regulations of the U. S. Department of Housing and Urban Development.



May 12, 2010

Signature/Authorized Official

Date

Greg Nyhoff

Name

City Manager

Title

1010 Tenth Street, P O Box 642

Address

Modesto CA 95353

City/State/Zip

(209) 577-5404

Telephone Number

<input type="checkbox"/> This certification does not apply. <input checked="" type="checkbox"/> This certification is applicable.
--

APPENDIX TO CERTIFICATIONS

Instructions Concerning Lobbying and Drug-Free Workplace Requirements

Lobbying Certification

This certification is a material representation of fact upon which reliance was placed when this transaction was made or entered into. Submission of this certification is a prerequisite for making or entering into this transaction imposed by section 1352, title 31, U.S. Code. Any person who fails to file the required certification shall be subject to a civil penalty of not less than \$10,000 and not more than \$100,000 for each such failure.

Drug-Free Workplace Certification

1. By signing and/or submitting this application or grant agreement, the grantee is providing the certification.
2. The certification is a material representation of fact upon which reliance is placed when the agency awards the grant. If it is later determined that the grantee knowingly rendered a false certification, or otherwise violates the requirements of the Drug-Free Workplace Act, HUD, in addition to any other remedies available to the Federal Government, may take action authorized under the Drug-Free Workplace Act.
3. Workplaces under grants, for grantees other than individuals, need not be identified on the certification. If known, they may be identified in the grant application. If the grantee does not identify the workplaces at the time of application, or upon award, if there is no application, the grantee must keep the identity of the workplace(s) on file in its office and make the information available for Federal inspection. Failure to identify all known workplaces constitutes a violation of the grantee's drug-free workplace requirements.
4. Workplace identifications must include the actual address of buildings (or parts of buildings) or other sites where work under the grant takes place. Categorical descriptions may be used (e.g., all vehicles of a mass transit authority or State highway department while in operation, State employees in each local unemployment office, performers in concert halls or radio stations).
5. If the workplace identified to the agency changes during the performance of the grant, the grantee shall inform the agency of the change(s), if it previously identified the workplaces in question (see paragraph three).
6. The grantee may insert in the space provided below the site(s) for the performance of work done in connection with the specific grant: Place of Performance (Street address, city, county, state, zip code) Check if there are workplaces on file that are not identified here. The certification with regard to the drug-free workplace is required by 24 CFR part 21.

Place Name	Street	City	County	State	Zip
Tenth Street Place	1010 Tenth Street	Modesto	Stanislaus	CA	95354
Corporation Yard	501 N. Jefferson St	Modesto	Stanislaus	CA	95351
King Kennedy Memorial Center	601 N. Martin Luther King Drive	Modesto	Stanislaus	CA	95351
Maddux Youth Center	615 Sierrra Drive	Modesto	Stanislaus	CA	95351
Marshall Park	440 Sutter Avenue	Modesto	Stanislaus	CA	95351
Senior Citizen's Center	211 Bodem Street	Modesto	Stanislaus	CA	95354

7. Definitions of terms in the Nonprocurement Suspension and Debarment common rule and Drug-Free Workplace common rule apply to this certification. Grantees' attention is called, in particular, to the following definitions from these rules: "Controlled substance" means a controlled substance in Schedules I through V of the Controlled Substances Act (21 U.S.C. 812) and as further defined by regulation (21 CFR 1308.11 through 1308.15); "Conviction" means a finding of guilt (including a plea of *nolo contendere*) or imposition of sentence, or both, by any judicial body charged with the responsibility to determine violations of the Federal or State criminal drug statutes; "Criminal drug statute" means a Federal or non-Federal

Summary

Section 108 Projects Worksheet					Grantee Name		City of Modesto		
PROJECT DESCRIPTION					FINANCIAL DATA				
Grantee Name	ST	Section 108 Project Number	Project Name	EDI or BEDI Grant Number (if applicable)	108 Loan Amount	108 Amount Advanced Through 1/31/04	108 Project Amount (for multiple projects)	EDI or BEDI Grant Amount	Other CDBG
BIRMINGHAM	AL	B-01-MC-01-0002			400,000	400,000			
MOBILE	AL	B-01-MC-01-0006			1,275,000	350,000			
LITTLE ROCK	AR	B-97-MC-05-0004		B-00-BD-00-0000	3,000,000	1,240,000			
YUMA	AZ	B-00-MC-04-0508			500,000	500,000			
BAKERSFIELD	CA	B-02-MC-06-0510-A			800,000	800,000			
BAKERSFIELD	CA	B-02-MC-06-0510-B			1,000,000	1,000,000			
BERKELEY	CA	B-02-MC-06-0008			1,400,000	1,400,000			
BERKELEY	CA	B-01-MC-06-0008			500,000	500,000			
DALY CITY	CA	B-00-MC-06-0010			4,500,000	10,000			
EL CAJON	CA	B-00-MC-06-0541			2,260,000	2,260,000			
FRESNO	CA	B-99-MC-06-0001-A			1,500,000	1,500,000			
GLENDALE	CA	B-00-MC-06-0518			1,800,000	1,800,000			
HAWTHORNE	CA	B-00-MC-06-0519			1,000,000	500,000			
LANCASTER	CA	B-02-MC-06-0558			1,450,000	1,450,000			
LIVERMORE	CA	B-01-MC-06-0041			475,000	475,000			
LOS ANGELES	CA	B-92-MC-06-0523			60,000,000	43,985,000			
LOS ANGELES	CA	B-94-MC-06-0523			300,000,000	102,191,000			
LOS ANGELES	CA	B-94-UC-06-0505-A			30,000,000	8,045,000			
LOS ANGELES	CA	B-00-UC-06-0505-A			8,000,000	8,000,000			
LYNWOOD	CA	B-00-MC-06-0559			7,000,000	7,000,000			
MERCED	CA	B-02-MC-06-0044			4,000,000	4,000,000			
MERCED	CA	B-96-MC-06-0044			2,600,000	2,285,000			
MONTEREY PARK	CA	B-99-MC-06-0548			6,500,000	6,500,000			
NATIONAL CITY	CA	B-00-MC-06-0560			6,900,000	6,900,000			
NEWPORT BEACH	CA	B-00-MC-06-0546			2,400,000	2,400,000			
OAKLAND	CA	B-94-MC-06-0013-A			27,000,000	19,090,000			
OCEANSIDE	CA	B-01-MC-06-0547			1,500,000	1,500,000			
RIALTO	CA	B-01-MC-06-0571			3,060,000	3,060,000			
SACRAMENTO	CA	B-00-UC-06-0005			550,000	550,000			
SACRAMENTO	CA	B-01-UC-06-0005			250,000	250,000			
SAN BERNARDI	CA	B-94-MC-06-0539-A			2,295,000	1,840,000			
SAN DIEGO	CA	B-02-MC-06-0542-B			3,707,000	3,707,000			

Section 108 Projects Worksheet

Grantee Name **City of Modesto**

PROJECT DESCRIPTION					FINANCIAL DATA				
Grantee Name	ST	Section 108 Project Number	Project Name	EDI or BEDI Grant Number (if applicable)	108 Loan Amount	108 Amount Advanced Through 1/31/04	108 Project Amount (for multiple projects)	EDI or BEDI Grant Amount	Other CDBG
SAN DIEGO	CA	B-99-MC-06-0542-B			3,150,000	3,150,000			
SAN DIEGO	CA	B-01-MC-06-0542			3,030,000	1,000,000			
SAN DIEGO	CA	B-00-MC-06-0542			2,700,000	2,700,000			
SAN DIEGO	CA	B-00-MC-06-0542-A			2,000,000	2,000,000			
SANTA CLARITA	CA	B-01-MC-06-0576			350,000	350,000			
SANTA CLARITA	CA	B-01-MC-06-0576-A			1,150,000	1,150,000			
SANTA CRUZ	CA	B-01-MC-06-0024			1,000,000	200,000			
STOCKTON	CA	B-98-MC-06-0026			10,000,000	10,000,000			
VENTURA COUNCA	CA	B-01-UC-06-0507			1,680,000	676,000			
DENVER	CO	B-95-MC-08-0005			5,355,000	5,355,000			
DENVER	CO	B-01-MC-08-0005			8,500,000	8,500,000			
DENVER	CO	B-01-MC-08-0005-A			3,400,000	3,400,000			
BRIDGEPORT	CT	B-95-MC-09-0001			5,000,000	2,550,000			
BRIDGEPORT	CT	B-95-MC-09-0001-A			1,750,000	1,414,000			
BRIDGEPORT	CT	B-96-MC-09-0001			7,295,000	4,195,000			
MIDDLETOWN	CT	B-01-MC-09-0022			300,000	300,000			
HOLLYWOOD	FL	B-97-MC-12-2009			8,285,000	5,585,000			
KEY WEST	FL	B-03-DC-12-0001			16,000,000	16,000,000			
MIAMI BEACH	FL	B-94-MC-12-0014			14,870,000	2,042,000			
ST. PETERSBUR	FL	B-99-MC-12-0017			4,000,000	3,473,000			
ALBANY	GA	B-02-MC-13-0001			5,500,000	5,500,000			
DES MOINES	IA	B-99-MC-19-0003			2,000,000	2,000,000			
BOISE	ID	B-01-MC-16-0001-A			2,100,000	2,100,000			
AURORA	IL	B-98-MC-17-0002			6,500,000	390,000			
DECATUR	IL	B-95-MC-17-0008-A			6,000,000	3,000,000			
ROCKFORD	IL	B-02-MC-17-0020			900,000	900,000			
HAMMOND	IN	B-00-MC-18-0006			6,500,000	3,029,000			
SOUTH BEND	IN	B-00-MC-18-0011			3,405,000	3,405,000			
WICHITA	KS	B-98-MC-20-0004			3,000,000	1,000			
NEW ORLEANS	LA	B-01-MC-22-0006			5,000,000	5,000,000			
NEW ORLEANS	LA	B-01-MC-22-0006-A			7,100,000	7,100,000			
BOSTON	MA	B-94-MC-25-0002-A			22,000,000	18,440,000			

Section 108 Projects Worksheet

Grantee Name **City of Modesto**

PROJECT DESCRIPTION					FINANCIAL DATA				
Grantee Name	ST	Section 108 Project Number	Project Name	EDI or BEDI Grant Number (if applicable)	108 Loan Amount	108 Amount Advanced Through 1/31/04	108 Project Amount (for multiple projects)	EDI or BEDI Grant Amount	Other CDBG
BOSTON	MA	B-94-MC-25-0002-B			2,000,000	2,000,000			
GLOUCESTER	MA	B-02-MC-25-0028			300,000	300,000			
NEW BEDFORD	MA	B-99-MC-25-0018			1,760,000	1,760,000			
NORTH ADAMS	MA	B-02-DC-25-0001			3,774,000	3,774,000			
PITTSFIELD	MA	B-97-MC-25-0020			2,000,000	1,978,000			
PITTSFIELD	MA	B-98-MC-25-0020			1,050,000	139,000			
SPRINGFIELD	MA	B-02-MC-25-0023			4,706,000	4,706,000			
SPRINGFIELD	MA	B-98-MC-25-0023			2,000,000	1,560,000			
SPRINGFIELD	MA	B-01-MC-25-0023			5,000,000	5,000,000			
TAUNTON	MA	B-02-MC-25-0034			600,000	600,000			
BALTIMORE	MD	B-02-MC-24-0010			1,500,000	1,000			
MONTGOMERY	MD	B-01-UC-24-0001			870,000	870,000			
PRINCE GEORGE	MD	B-99-UC-24-0002			10,000,000	4,600,000			
BAY CITY	MI	B-98-MC-26-0003			3,500,000	2,500,000			
BENTON HARBOR	MI	B-98-MC-26-0035			1,500,000	450,000			
DETROIT	MI	B-98-MC-26-0006-A			9,700,000	9,700,000			
FLINT	MI	B-01-MC-26-0018			6,000,000	820,000			
FLINT	MI	B-00-MC-26-0204			1,804,000	1,804,000			
SAGINAW	MI	B-02-MC-26-0028-A			1,600,000	1,600,000			
MINNEAPOLIS	MN	B-98-MC-27-0003			3,900,000	3,900,000			
SAINT PAUL	MN	B-02-MC-27-0007			8,000,000	8,000,000			
KANSAS CITY	MO	B-02-MC-29-0003			2,500,000	2,500,000			
KANSAS CITY	MO	B-94-MC-29-0003			14,200,000	13,145,000			
KANSAS CITY	MO	B-98-MC-29-0003			10,000,000	10,000,000			
LEFLORE COUNTY	MS	B-03-DC-28-0001			5,000,000	1,000			
ASHEVILLE	NC	B-97-MC-37-0001			1,500,000	1,500,000			
ASHEVILLE	NC	B-01-MC-37-0001			800,000	800,000			
CHARLOTTE	NC	B-98-MC-37-0003-A			2,560,000	2,560,000			
GREENSBORO	NC	B-00-MC-37-0007			7,461,000	4,233,000			
SALISBURY	NC	B-00-MC-37-0015			650,000	596,000			
WINSTON-SALEM	NC	B-98-MC-37-0011			4,500,000	3,940,000			
WINSTON-SALEM	NC	B-99-MC-37-0011			2,000,000	2,000,000			

Section 108 Projects Worksheet

Grantee Name **City of Modesto**

PROJECT DESCRIPTION					FINANCIAL DATA				
Grantee Name	ST	Section 108 Project Number	Project Name	EDI or BEDI Grant Number (if applicable)	108 Loan Amount	108 Amount Advanced Through 1/31/04	108 Project Amount (for multiple projects)	EDI or BEDI Grant Amount	Other CDBG
OMAHA	NE	B-00-MC-31-0002			3,350,000	3,350,000			
MANCHESTER	NH	B-99-MC-33-0001			5,000,000	4,452,000			
HUDSON COUN	NJ	B-03-UC-34-0102			980,000	50,000			
ALBUQUERQUE	NM	B-99-MC-35-0001			840,000	840,000			
RENO	NV	B-99-MC-32-0002			1,500,000	665,000			
ALBANY COUNT	NY	B-97-DH-36-0041			660,000	660,000			
AMSTERDAM	NY	B-97-DH-36-0007			150,000	150,000			
AMSTERDAM	NY	B-00-DC-36-0001-B			535,000	535,000			
ARCADIA	NY	B-97-DH-36-0051			20,000	20,000			
ARCADIA	NY	B-97-DH-36-0051-A			500,000	500,000			
CANAJOHARIE	NY	B-97-DH-36-0025			800,000	800,000			
CAYUGA COUNT	NY	B-97-DH-36-0001-A			2,000,000	1,033,000			
ESOPUS	NY	B-97-DH-36-0100			140,000	140,000			
ESOPUS	NY	B-97-DH-36-0100-A			2,000,000	1,950,000			
FULTON	NY	B-00-DC-36-0001-I			250,000	250,000			
HERKIMER	NY	B-98-DH-36-0464			540,000	540,000			
HOLLEY	NY	B-97-DH-36-0018			340,000	340,000			
ITHACA	NY	B-97-DH-36-0017			700,000	700,000			
KINGSTON	NY	B-95-DH-36-0107			3,700,000	3,700,000			
KINGSTON	NY	B-97-DH-36-0101			436,000	436,000			
LOCKPORT	NY	B-97-DH-36-0043			1,000,000	1,000,000			
MACEDON	NY	B-00-DC-36-0001-F			434,000	434,000			
MADISON COUN	NY	B-97-DH-36-0038			725,000	725,000			
MEDINA	NY	B-97-DH-36-0023			790,000	790,000			
MIDDLETOWN	NY	B-02-MC-36-0118			210,000	210,000			
MIDDLETOWN	NY	B-02-MC-36-0118-A			250,000	250,000			
MIDDLETOWN	NY	B-01-MC-36-0118			330,000	330,000			
MIDDLETOWN	NY	B-01-MC-36-0118-A			145,000	145,000			
MOUNT VERNON	NY	B-00-MC-36-0102			10,000,000	9,982,000			
NEW YORK CITY	NY	B-95-MC-36-0104			15,000,000	10,970,000			
NEWARK	NY	B-97-DH-36-0052-A			1,000,000	865,000			
NEWARK	NY	B-97-DH-36-0052-B			760,000	760,000			

Section 108 Projects Worksheet

Grantee Name **City of Modesto**

PROJECT DESCRIPTION					FINANCIAL DATA				
Grantee Name	ST	Section 108 Project Number	Project Name	EDI or BEDI Grant Number (if applicable)	108 Loan Amount	108 Amount Advanced Through 1/31/04	108 Project Amount (for multiple projects)	EDI or BEDI Grant Amount	Other CDBG
NEWBURGH	NY	B-01-MC-36-0119			1,000,000	1,000,000			
NORTH TONAW	NY	B-97-DH-36-0020			60,000	60,000			
ONEIDA COUNTY	NY	B-97-DH-36-0015			150,000	150,000			
ONTARIO COUN	NY	B-97-DH-36-0019			90,000	90,000			
OSWEGO COUN	NY	B-97-DH-36-0009-B			505,000	505,000			
PALMYRA	NY	B-97-DH-36-0050-B			735,000	575,000			
PLATTSBURGH	NY	B-97-DH-36-0002-A			1,000,000	1,000,000			
ROCHESTER	NY	B-95-MC-36-0003			1,300,000	1,300,000			
ROCHESTER	NY	B-95-MC-36-0003-A			600,000	600,000			
ROCKLAND COUN	NY	B-00-UC-36-0103			1,000,000	1,000,000			
ROCKLAND COUN	NY	B-01-UC-36-0103			1,400,000	1,400,000			
SENECA COUNTY	NY	B-97-DH-36-0035-B			1,875,000	960,000			
SYLVAN BEACH	NY	B-97-DH-36-0034			2,490,000	780,000			
SYRACUSE	NY	B-92-MC-36-0108			14,395,000	14,395,000			
SYRACUSE	NY	B-99-MC-36-0108-A			2,190,000	200,000			
ULSTER COUNTY	NY	B-96-DH-36-0124			2,500,000	2,500,000			
WARREN COUN	NY	B-97-DH-36-0030			130,000	120,000			
WAYNE COUNTY	NY	B-97-DH-36-0016			720,000	694,000			
WAYNE COUNTY	NY	B-97-DH-36-0016-A			600,000	325,000			
WESTPORT	NY	B-97-DH-36-0033			190,000	190,000			
WHITEHALL	NY	B-97-DH-36-0032			630,000	630,000			
YONKERS	NY	B-01-MC-36-0112			3,000,000	3,000,000			
YONKERS	NY	B-02-MC-36-0112			3,000,000	3,000,000			
YONKERS	NY	B-94-MC-36-0112			15,900,000	12,245,000			
YONKERS	NY	B-00-MC-36-0112			1,000,000	1,000,000			
AKRON	OH	B-99-MC-39-0001			2,000,000	2,000,000			
CINCINNATI	OH	B-01-MC-39-0003			4,000,000	4,000,000			
CLEVELAND	OH	B-00-MC-39-0004			600,000	600,000			
CLEVELAND	OH	B-94-MC-39-0004-C			87,000,000	44,550,000			
CLEVELAND	OH	B-97-MC-39-0004			12,000,000	12,000,000			
CLEVELAND HE	OH	B-03-MC-39-0005			899,000	899,000			
CUYAHOGA CO	OH	B-94-UC-39-0001			10,000,000	2,655,000			

Section 108 Projects Worksheet

Grantee Name **City of Modesto**

PROJECT DESCRIPTION					FINANCIAL DATA				
Grantee Name	ST	Section 108 Project Number	Project Name	EDI or BEDI Grant Number (if applicable)	108 Loan Amount	108 Amount Advanced Through 1/31/04	108 Project Amount (for multiple projects)	EDI or BEDI Grant Amount	Other CDBG
LORAIN	OH	B-99-MC-39-0016			4,500,000	4,500,000			
PORTLAND	OR	B-02-MC-41-0003			11,457,000	629,000			
PORTLAND	OR	B-97-MC-41-0003			8,000,000	4,881,000			
SALEM	OR	B-03-MC-41-0004			7,900,000	7,200,000			
BERKS COUNTY	PA	B-02-UC-42-0003			10,000,000	10,000,000			
BUCKS COUNTY	PA	B-97-UC-42-0004			4,500,000	2,500,000			
CHESTER	PA	B-01-MC-42-0005			3,000,000	3,000,000			
HAZELTON	PA	B-02-MC-42-0009			500,000	500,000			
MONTGOMERY	PA	B-02-UC-42-0005			3,000,000	3,000,000			
NEW CASTLE	PA	B-01-DC-42-0001			2,600,000	2,600,000			
PHILADELPHIA	PA	B-00-MC-42-0012			13,000,000	13,000,000			
PHILADELPHIA	PA	B-97-MC-42-0012-D			40,000,000	40,000,000			
PITTSBURGH	PA	B-02-MC-42-0103			4,500,000	4,500,000			
PITTSBURGH	PA	B-02-MC-42-0103-A			6,500,000	6,500,000			
YORK	PA	B-99-MC-42-0018			3,000,000	2,000,000			
AGUADILLA	PR	B-01-MC-72-0011			12,995,000	12,995,000			
BARCELONETA	PR	B-02-DC-72-0001			5,500,000	1,350,000			
BAYAMON	PR	B-02-MC-72-0004			32,000,000	2,540,000			
CANOVANAS	PR	B-99-MC-72-0018			4,770,000	4,770,000			
CIDRA	PR	B-01-MC-72-0021			5,100,000	425,000			
JAYUYA	PR	B-01-DC-72-0001-A			3,000,000	3,000,000			
JUNCOS	PR	B-01-DC-72-0001			2,385,000	2,385,000			
SAN JUAN	PR	B-02-MC-72-0007			72,515,000	72,515,000			
TRUJILLO ALTO	PR	B-02-MC-72-0010			4,000,000	4,000,000			
VEGA BAJA	PR	B-01-MC-72-0014			3,200,000	3,200,000			
EAST PROVIDEN	RI	B-02-MC-44-0005			3,000,000	3,000,000			
CHARLESTON	SC	B-01-MC-45-0001			1,000,000	1,000,000			
COLUMBIA	SC	B-99-MC-45-0002			2,500,000	2,000,000			
SPARTANBURG	SC	B-99-MC-45-0004			4,000,000	4,000,000			
SUMTER	SC	B-99-MC-45-0011			1,000,000	1,000,000			
ABILENE	TX	B-94-MC-48-0001			7,000,000	2,393,000			
AUSTIN	TX	B-01-MC-48-0500			6,030,000	5,240,000			

Section 108 Projects Worksheet

Grantee Name **City of Modesto**

PROJECT DESCRIPTION					FINANCIAL DATA				
Grantee Name	ST	Section 108 Project Number	Project Name	EDI or BEDI Grant Number (if applicable)	108 Loan Amount	108 Amount Advanced Through 1/31/04	108 Project Amount (for multiple projects)	EDI or BEDI Grant Amount	Other CDBG
AUSTIN	TX	B-94-MC-48-0500-A			9,035,000	7,930,000			
CONROE	TX	B-01-MC-48-0038			1,850,000	556,000			
DALLAS	TX	B-93-MC-48-0009			25,000,000	25,000,000			
DALLAS	TX	B-94-MC-48-0009			25,000,000	24,480,000			
HOUSTON	TX	B-94-MC-48-0018			175,000,000	28,085,000			
PROVO	UT	B-00-MC-49-0003			3,500,000	3,500,000			
WEST VALLEY	UT	B-01-MC-49-0006			3,400,000	3,297,000			
CHESAPEAKE	VA	B-95-MC-51-0010			6,830,000	3,820,000			
FAIRFAX COUNT	VA	B-95-UC-51-0001			1,000,000	567,000			
LYNCHBURG	VA	B-00-MC-51-0014			3,200,000	2,222,000			
RICHMOND	VA	B-92-MC-51-0019			15,000,000	9,350,000			
BURLINGTON	VT	B-02-MC-50-0001			3,755,000	2,295,000			
PORT TOWNSEN	WA	B-01-DC-53-0001			1,000,000	1,000,000			
SEATTLE	WA	B-02-MC-53-0005			15,500,000	9,316,000			
TACOMA	WA	B-95-MC-53-0007			7,500,000	5,680,000			
YAKIMA	WA	B-02-MC-53-0008			4,000,000	3,310,000			
HUNTINGTON	WV	B-01-MC-54-0002			1,600,000	1,600,000			

ELIGIBILITY AND NATIONAL OBJECTIVE							
Total CDBG Assistance (Columns F+I+J)	Have EDI or BEDI funds been drawn (Y/N)	National Objective Code	IDIS Matrix Code	Is Activity Complete? (Y/N)	Has N.O. Been Met? (Y/N)	Presumed Low/ Mod Benefit (P) or Rev. Strategy Area (RSA)	
400,000		NOC: ▼	Section 108 Matrix Codes	▼			
1,275,000		NOC: ▼	Section 108 Matrix Codes	▼			
3,000,000		NOC: ▼	Section 108 Matrix Codes	▼			
500,000		NOC: ▼	Section 108 Matrix Codes	▼			
800,000		NOC: ▼	Section 108 Matrix Codes	▼			
1,000,000		NOC: ▼	Section 108 Matrix Codes	▼			
1,400,000		NOC: ▼	Section 108 Matrix Codes	▼			
500,000		NOC: ▼	Section 108 Matrix Codes	▼			
4,500,000		NOC: ▼	Section 108 Matrix Codes	▼			
2,260,000		NOC: ▼	Section 108 Matrix Codes	▼			
1,500,000		NOC: ▼	Section 108 Matrix Codes	▼			
1,800,000		NOC: ▼	Section 108 Matrix Codes	▼			
1,000,000		NOC: ▼	Section 108 Matrix Codes	▼			
1,450,000		NOC: ▼	Section 108 Matrix Codes	▼			
475,000		NOC: ▼	Section 108 Matrix Codes	▼			
60,000,000		NOC: ▼	Section 108 Matrix Codes	▼			
300,000,000		NOC: ▼	Section 108 Matrix Codes	▼			
30,000,000		NOC: ▼	Section 108 Matrix Codes	▼			
8,000,000		NOC: ▼	Section 108 Matrix Codes	▼			
7,000,000		NOC: ▼	Section 108 Matrix Codes	▼			
4,000,000		NOC: ▼	Section 108 Matrix Codes	▼			
2,600,000		NOC: ▼	Section 108 Matrix Codes	▼			
6,500,000		NOC: ▼	Section 108 Matrix Codes	▼			
6,900,000		NOC: ▼	Section 108 Matrix Codes	▼			
2,400,000		NOC: ▼	Section 108 Matrix Codes	▼			
27,000,000		NOC: ▼	Section 108 Matrix Codes	▼			
1,500,000		NOC: ▼	Section 108 Matrix Codes	▼			
3,060,000		NOC: ▼	Section 108 Matrix Codes	▼			
550,000		NOC: ▼	Section 108 Matrix Codes	▼			
250,000		NOC: ▼	Section 108 Matrix Codes	▼			
2,295,000		NOC: ▼	Section 108 Matrix Codes	▼			
3,707,000		NOC: ▼	Section 108 Matrix Codes	▼			

ELIGIBILITY AND NATIONAL OBJECTIVE							
Total CDBG Assistance (Columns F+I+J)	Have EDI or BEDI funds been drawn (Y/N)	National Objective Code	IDIS Matrix Code	Is Activity Complete? (Y/N)	Has N.O. Been Met? (Y/N)	Presumed Low/ Mod Benefit (P) or Rev. Strategy Area (RSA)	
3,150,000		NOC: ▼	Section 108 Matrix Codes	▼			
3,030,000		NOC: ▼	Section 108 Matrix Codes	▼			
2,700,000		NOC: ▼	Section 108 Matrix Codes	▼			
2,000,000		NOC: ▼	Section 108 Matrix Codes	▼			
350,000		NOC: ▼	Section 108 Matrix Codes	▼			
1,150,000		NOC: ▼	Section 108 Matrix Codes	▼			
1,000,000		NOC: ▼	Section 108 Matrix Codes	▼			
10,000,000		NOC: ▼	Section 108 Matrix Codes	▼			
1,680,000		NOC: ▼	Section 108 Matrix Codes	▼			
5,355,000		NOC: ▼	Section 108 Matrix Codes	▼			
8,500,000		NOC: ▼	Section 108 Matrix Codes	▼			
3,400,000		NOC: ▼	Section 108 Matrix Codes	▼			
5,000,000		NOC: ▼	Section 108 Matrix Codes	▼			
1,750,000		NOC: ▼	Section 108 Matrix Codes	▼			
7,295,000		NOC: ▼	Section 108 Matrix Codes	▼			
300,000		NOC: ▼	Section 108 Matrix Codes	▼			
8,285,000		NOC: ▼	Section 108 Matrix Codes	▼			
16,000,000		NOC: ▼	Section 108 Matrix Codes	▼			
14,870,000		NOC: ▼	Section 108 Matrix Codes	▼			
4,000,000		NOC: ▼	Section 108 Matrix Codes	▼			
5,500,000		NOC: ▼	Section 108 Matrix Codes	▼			
2,000,000		NOC: ▼	Section 108 Matrix Codes	▼			
2,100,000		NOC: ▼	Section 108 Matrix Codes	▼			
6,500,000		NOC: ▼	Section 108 Matrix Codes	▼			
6,000,000		NOC: ▼	Section 108 Matrix Codes	▼			
900,000		NOC: ▼	Section 108 Matrix Codes	▼			
6,500,000		NOC: ▼	Section 108 Matrix Codes	▼			
3,405,000		NOC: ▼	Section 108 Matrix Codes	▼			
3,000,000		NOC: ▼	Section 108 Matrix Codes	▼			
5,000,000		NOC: ▼	Section 108 Matrix Codes	▼			
7,100,000		NOC: ▼	Section 108 Matrix Codes	▼			
22,000,000		NOC: ▼	Section 108 Matrix Codes	▼			

ELIGIBILITY AND NATIONAL OBJECTIVE							
Total CDBG Assistance (Columns F+I+J)	Have EDI or BEDI funds been drawn (Y/N)	National Objective Code	IDIS Matrix Code	Is Activity Complete? (Y/N)	Has N.O. Been Met? (Y/N)	Presumed Low/ Mod Benefit (P) or Rev. Strategy Area (RSA)	
2,000,000		NOC: ▼	Section 108 Matrix Codes ▼				
300,000		NOC: ▼	Section 108 Matrix Codes ▼				
1,760,000		NOC: ▼	Section 108 Matrix Codes ▼				
3,774,000		NOC: ▼	Section 108 Matrix Codes ▼				
2,000,000		NOC: ▼	Section 108 Matrix Codes ▼				
1,050,000		NOC: ▼	Section 108 Matrix Codes ▼				
4,706,000		NOC: ▼	Section 108 Matrix Codes ▼				
2,000,000		NOC: ▼	Section 108 Matrix Codes ▼				
5,000,000		NOC: ▼	Section 108 Matrix Codes ▼				
600,000		NOC: ▼	Section 108 Matrix Codes ▼				
1,500,000		NOC: ▼	Section 108 Matrix Codes ▼				
870,000		NOC: ▼	Section 108 Matrix Codes ▼				
10,000,000		NOC: ▼	Section 108 Matrix Codes ▼				
3,500,000		NOC: ▼	Section 108 Matrix Codes ▼				
1,500,000		NOC: ▼	Section 108 Matrix Codes ▼				
9,700,000		NOC: ▼	Section 108 Matrix Codes ▼				
6,000,000		NOC: ▼	Section 108 Matrix Codes ▼				
1,804,000		NOC: ▼	Section 108 Matrix Codes ▼				
1,600,000		NOC: ▼	Section 108 Matrix Codes ▼				
3,900,000		NOC: ▼	Section 108 Matrix Codes ▼				
8,000,000		NOC: ▼	Section 108 Matrix Codes ▼				
2,500,000		NOC: ▼	Section 108 Matrix Codes ▼				
14,200,000		NOC: ▼	Section 108 Matrix Codes ▼				
10,000,000		NOC: ▼	Section 108 Matrix Codes ▼				
5,000,000		NOC: ▼	Section 108 Matrix Codes ▼				
1,500,000		NOC: ▼	Section 108 Matrix Codes ▼				
800,000		NOC: ▼	Section 108 Matrix Codes ▼				
2,560,000		NOC: ▼	Section 108 Matrix Codes ▼				
7,461,000		NOC: ▼	Section 108 Matrix Codes ▼				
650,000		NOC: ▼	Section 108 Matrix Codes ▼				
4,500,000		NOC: ▼	Section 108 Matrix Codes ▼				
2,000,000		NOC: ▼	Section 108 Matrix Codes ▼				

ELIGIBILITY AND NATIONAL OBJECTIVE							
Total CDBG Assistance (Columns F+I+J)	Have EDI or BEDI funds been drawn (Y/N)	National Objective Code	IDIS Matrix Code	Is Activity Complete? (Y/N)	Has N.O. Been Met? (Y/N)	Presumed Low/ Mod Benefit (P) or Rev. Strategy Area (RSA)	
3,350,000		NOC: ▼	Section 108 Matrix Codes ▼				
5,000,000		NOC: ▼	Section 108 Matrix Codes ▼				
980,000		NOC: ▼	Section 108 Matrix Codes ▼				
840,000		NOC: ▼	Section 108 Matrix Codes ▼				
1,500,000		NOC: ▼	Section 108 Matrix Codes ▼				
660,000		NOC: ▼	Section 108 Matrix Codes ▼				
150,000		NOC: ▼	Section 108 Matrix Codes ▼				
535,000		NOC: ▼	Section 108 Matrix Codes ▼				
20,000		NOC: ▼	Section 108 Matrix Codes ▼				
500,000		NOC: ▼	Section 108 Matrix Codes ▼				
800,000		NOC: ▼	Section 108 Matrix Codes ▼				
2,000,000		NOC: ▼	Section 108 Matrix Codes ▼				
140,000		NOC: ▼	Section 108 Matrix Codes ▼				
2,000,000		NOC: ▼	Section 108 Matrix Codes ▼				
250,000		NOC: ▼	Section 108 Matrix Codes ▼				
540,000		NOC: ▼	Section 108 Matrix Codes ▼				
340,000		NOC: ▼	Section 108 Matrix Codes ▼				
700,000		NOC: ▼	Section 108 Matrix Codes ▼				
3,700,000		NOC: ▼	Section 108 Matrix Codes ▼				
436,000		NOC: ▼	Section 108 Matrix Codes ▼				
1,000,000		NOC: ▼	Section 108 Matrix Codes ▼				
434,000		NOC: ▼	Section 108 Matrix Codes ▼				
725,000		NOC: ▼	Section 108 Matrix Codes ▼				
790,000		NOC: ▼	Section 108 Matrix Codes ▼				
210,000		NOC: ▼	Section 108 Matrix Codes ▼				
250,000		NOC: ▼	Section 108 Matrix Codes ▼				
330,000		NOC: ▼	Section 108 Matrix Codes ▼				
145,000		NOC: ▼	Section 108 Matrix Codes ▼				
10,000,000		NOC: ▼	Section 108 Matrix Codes ▼				
15,000,000		NOC: ▼	Section 108 Matrix Codes ▼				
1,000,000		NOC: ▼	Section 108 Matrix Codes ▼				
760,000		NOC: ▼	Section 108 Matrix Codes ▼				

ELIGIBILITY AND NATIONAL OBJECTIVE							
Total CDBG Assistance (Columns F+I+J)	Have EDI or BEDI funds been drawn (Y/N)	National Objective Code	IDIS Matrix Code	Is Activity Complete? (Y/N)	Has N.O. Been Met? (Y/N)	Presumed Low/ Mod Benefit (P) or Rev. Strategy Area (RSA)	
1,000,000		NOC: ▼	Section 108 Matrix Codes ▼				
60,000		NOC: ▼	Section 108 Matrix Codes ▼				
150,000		NOC: ▼	Section 108 Matrix Codes ▼				
90,000		NOC: ▼	Section 108 Matrix Codes ▼				
505,000		NOC: ▼	Section 108 Matrix Codes ▼				
735,000		NOC: ▼	Section 108 Matrix Codes ▼				
1,000,000		NOC: ▼	Section 108 Matrix Codes ▼				
1,300,000		NOC: ▼	Section 108 Matrix Codes ▼				
600,000		NOC: ▼	Section 108 Matrix Codes ▼				
1,000,000		NOC: ▼	Section 108 Matrix Codes ▼				
1,400,000		NOC: ▼	Section 108 Matrix Codes ▼				
1,875,000		NOC: ▼	Section 108 Matrix Codes ▼				
2,490,000		NOC: ▼	Section 108 Matrix Codes ▼				
14,395,000		NOC: ▼	Section 108 Matrix Codes ▼				
2,190,000		NOC: ▼	Section 108 Matrix Codes ▼				
2,500,000		NOC: ▼	Section 108 Matrix Codes ▼				
130,000		NOC: ▼	Section 108 Matrix Codes ▼				
720,000		NOC: ▼	Section 108 Matrix Codes ▼				
600,000		NOC: ▼	Section 108 Matrix Codes ▼				
190,000		NOC: ▼	Section 108 Matrix Codes ▼				
630,000		NOC: ▼	Section 108 Matrix Codes ▼				
3,000,000		NOC: ▼	Section 108 Matrix Codes ▼				
3,000,000		NOC: ▼	Section 108 Matrix Codes ▼				
15,900,000		NOC: ▼	Section 108 Matrix Codes ▼				
1,000,000		NOC: ▼	Section 108 Matrix Codes ▼				
2,000,000		NOC: ▼	Section 108 Matrix Codes ▼				
4,000,000		NOC: ▼	Section 108 Matrix Codes ▼				
600,000		NOC: ▼	Section 108 Matrix Codes ▼				
87,000,000		NOC: ▼	Section 108 Matrix Codes ▼				
12,000,000		NOC: ▼	Section 108 Matrix Codes ▼				
899,000		NOC: ▼	Section 108 Matrix Codes ▼				
10,000,000		NOC: ▼	Section 108 Matrix Codes ▼				

ELIGIBILITY AND NATIONAL OBJECTIVE							
Total CDBG Assistance (Columns F+I+J)	Have EDI or BEDI funds been drawn (Y/N)	National Objective Code	IDIS Matrix Code	Is Activity Complete? (Y/N)	Has N.O. Been Met? (Y/N)	Presumed Low/ Mod Benefit (P) or Rev. Strategy Area (RSA)	
4,500,000		NOC: ▼	Section 108 Matrix Codes ▼				
11,457,000		NOC: ▼	Section 108 Matrix Codes ▼				
8,000,000		NOC: ▼	Section 108 Matrix Codes ▼				
7,900,000		NOC: ▼	Section 108 Matrix Codes ▼				
10,000,000		NOC: ▼	Section 108 Matrix Codes ▼				
4,500,000		NOC: ▼	Section 108 Matrix Codes ▼				
3,000,000		NOC: ▼	Section 108 Matrix Codes ▼				
500,000		NOC: ▼	Section 108 Matrix Codes ▼				
3,000,000		NOC: ▼	Section 108 Matrix Codes ▼				
2,600,000		NOC: ▼	Section 108 Matrix Codes ▼				
13,000,000		NOC: ▼	Section 108 Matrix Codes ▼				
40,000,000		NOC: ▼	Section 108 Matrix Codes ▼				
4,500,000		NOC: ▼	Section 108 Matrix Codes ▼				
6,500,000		NOC: ▼	Section 108 Matrix Codes ▼				
3,000,000		NOC: ▼	Section 108 Matrix Codes ▼				
12,995,000		NOC: ▼	Section 108 Matrix Codes ▼				
5,500,000		NOC: ▼	Section 108 Matrix Codes ▼				
32,000,000		NOC: ▼	Section 108 Matrix Codes ▼				
4,770,000		NOC: ▼	Section 108 Matrix Codes ▼				
5,100,000		NOC: ▼	Section 108 Matrix Codes ▼				
3,000,000		NOC: ▼	Section 108 Matrix Codes ▼				
2,385,000		NOC: ▼	Section 108 Matrix Codes ▼				
72,515,000		NOC: ▼	Section 108 Matrix Codes ▼				
4,000,000		NOC: ▼	Section 108 Matrix Codes ▼				
3,200,000		NOC: ▼	Section 108 Matrix Codes ▼				
3,000,000		NOC: ▼	Section 108 Matrix Codes ▼				
1,000,000		NOC: ▼	Section 108 Matrix Codes ▼				
2,500,000		NOC: ▼	Section 108 Matrix Codes ▼				
4,000,000		NOC: ▼	Section 108 Matrix Codes ▼				
1,000,000		NOC: ▼	Section 108 Matrix Codes ▼				
7,000,000		NOC: ▼	Section 108 Matrix Codes ▼				
6,030,000		NOC: ▼	Section 108 Matrix Codes ▼				

ELIGIBILITY AND NATIONAL OBJECTIVE							
Total CDBG Assistance (Columns F+I+J)	Have EDI or BEDI funds been drawn (Y/N)	National Objective Code	IDIS Matrix Code	Is Activity Complete ? (Y/N)	Has N.O. Been Met? (Y/N)	Presumed Low/ Mod Benefit (P) or Rev. Strategy Area (RSA)	
9,035,000		NOC: ▼	Section 108 Matrix Codes ▼				
1,850,000		NOC: ▼	Section 108 Matrix Codes ▼				
25,000,000		NOC: ▼	Section 108 Matrix Codes ▼				
25,000,000		NOC: ▼	Section 108 Matrix Codes ▼				
175,000,000		NOC: ▼	Section 108 Matrix Codes ▼				
3,500,000		NOC: ▼	Section 108 Matrix Codes ▼				
3,400,000		NOC: ▼	Section 108 Matrix Codes ▼				
6,830,000		NOC: ▼	Section 108 Matrix Codes ▼				
1,000,000		NOC: ▼	Section 108 Matrix Codes ▼				
3,200,000		NOC: ▼	Section 108 Matrix Codes ▼				
15,000,000		NOC: ▼	Section 108 Matrix Codes ▼				
3,755,000		NOC: ▼	Section 108 Matrix Codes ▼				
1,000,000		NOC: ▼	Section 108 Matrix Codes ▼				
15,500,000		NOC: ▼	Section 108 Matrix Codes ▼				
7,500,000		NOC: ▼	Section 108 Matrix Codes ▼				
4,000,000		NOC: ▼	Section 108 Matrix Codes ▼				
1,600,000		NOC: ▼	Section 108 Matrix Codes ▼				
0		NOC: ▼	Section 108 Matrix Codes ▼				
0		NOC: ▼	Section 108 Matrix Codes ▼				
0		NOC: ▼	Section 108 Matrix Codes ▼				
0		NOC: ▼	Section 108 Matrix Codes ▼				
0		NOC: ▼	Section 108 Matrix Codes ▼				
0		NOC: ▼	Section 108 Matrix Codes ▼				

Project Name: Section 108 Loan Repayments							
Description:	IDIS Project #: UOG Code: CA62292 MODESTO						
Section 108 Loan repayment for the following two facilities: Neighborhood Center at Marshall Park (\$3,598,000) - construction of a joint service facility which houses a fire station, a police sub-station, and a recreation office/facility. Maddux Youth Center (\$902,000) - expansion, renovation and rehabilitation of this facility.							
Location: City of Modesto, 1010 Tenth Street, Modesto, CA 95354	Priority Need Category Select one: Other ▼						
National Objective: n/a	Explanation: In July 2004, The City of Modesto received a loan guarantee assistance of \$4.5 million under Section 108 of the U.S. Department of Housing and Urban Development (HUD) Act of 1974. The loan will be paid in 20 years using CDBG funds. (First payment due February 2005; last payment due August 2024.)						
Expected Completion Date: 6/30/2011	Specific Objectives 1, _____ ▼ 2, _____ ▼ 3, _____ ▼						
Objective Category <input type="radio"/> Decent Housing <input type="radio"/> Suitable Living Environment <input type="radio"/> Economic Opportunity							
Outcome Categories <input type="checkbox"/> Availability/Accessibility <input type="checkbox"/> Affordability <input type="checkbox"/> Sustainability							
Project-level Accomplishments	Accompl. Type: ▼	Proposed			Accompl. Type: ▼	Proposed	
		Underway				Underway	
	FY 2010 - 2011	Complete			FY 2013 - 2014	Complete	
	Accompl. Type: ▼	Proposed			Accompl. Type: ▼	Proposed	
		Underway				Underway	
	FY 2011 - 2012	Complete			FY 2014 - 2015	Complete	
	Accompl. Type: ▼	Proposed			Accompl. Type: ▼	Proposed	
		Underway				Underway	
	FY 2012 - 2013	Complete				Complete	
Proposed Outcome	Performance Measure	Actual Outcome					
Timely Payment	Timely Payment						
19F Planned Repayment of Section 108 Loan Principal ▼				Matrix Codes ▼			
Matrix Codes ▼				Matrix Codes ▼			
Matrix Codes ▼				Matrix Codes ▼			
Program Year 1	CDBG ▼	Proposed Amt.	\$378,337.00	Carryover Funds	Fund Source: ▼	Proposed Amt.	\$0.00
		Actual Amount	\$0.00			Actual Amount	\$0.00
	Fund Source: ▼	Proposed Amt.	\$0.00		Fund Source: ▼	Proposed Amt.	\$0.00
		Actual Amount	\$0.00			Actual Amount	\$0.00
	Other ▼	Proposed Units	1		Accompl. Type: ▼	Proposed Units	0
		Actual Units	0			Actual Units	0
	Accompl. Type: ▼	Proposed Units	0		Accompl. Type: ▼	Proposed Units	0
		Actual Units	0			Actual Units	0

Project Name: CDBG Administration							
Description:	IDIS Project #: UOG Code: CA62292 MODESTO						
Administration funding will be used to provide program management, administration, and compliance reporting associated with the HUD funded activities. Indirect costs are also included.							
Location: City of Modesto, 1010 Tenth Street, Modesto, CA 95354	Priority Need Category Select one: Planning/Administration ▼						
National Objective: N/A	Explanation: CDBG Administration - max 20% of entitlement grant and program income						
Expected Completion Date:							
Objective Category <input type="radio"/> Decent Housing <input type="radio"/> Suitable Living Environment <input type="radio"/> Economic Opportunity	Specific Objectives						
Outcome Categories <input type="checkbox"/> Availability/Accessibility <input type="checkbox"/> Affordability <input type="checkbox"/> Sustainability	1, _____ ▼ 2, _____ ▼ 3, _____ ▼						
Project-level Accomplishments	Accompl. Type: ▼ Proposed			Accompl. Type: ▼ Proposed			
		Underway			Underway		
		Complete		FY 2010 - 2011	Complete		
	Accompl. Type: ▼ Proposed			Accompl. Type: ▼ Proposed			
		Underway			Underway		
		Complete		FY 2011 - 2012	Complete		
	Accompl. Type: ▼ Proposed			Accompl. Type: ▼ Proposed			
		Underway			Underway		
		Complete		FY 2012 - 2013	Complete		
Proposed Outcome		Performance Measure		Actual Outcome			
21A General Program Administration 570.206 ▼		Matrix Codes ▼					
21B Indirect Costs 570.206 ▼		Matrix Codes ▼					
Matrix Codes ▼		Matrix Codes ▼					
Program Year 1	CDBG ▼	Proposed Amt.	\$466,365.00	Carryover Funds	Fund Source: ▼	Proposed Amt.	\$0.00
		Actual Amount	\$0.00			Actual Amount	\$0.00
	Fund Source: ▼	Proposed Amt.	\$0.00		Fund Source: ▼	Proposed Amt.	\$0.00
		Actual Amount	\$0.00			Actual Amount	\$0.00
	Accompl. Type: ▼	Proposed Units	0		Accompl. Type: ▼	Proposed Units	0
		Actual Units	0			Actual Units	0
	Accompl. Type: ▼	Proposed Units	0		Accompl. Type: ▼	Proposed Units	0
		Actual Units	0			Actual Units	0

Program Year 2	CDBG	▼	Proposed Amt.		Fund Source:	▼	Proposed Amt.	
			Actual Amount				Actual Amount	
	Fund Source:	▼	Proposed Amt.		Fund Source:	▼	Proposed Amt.	
			Actual Amount				Actual Amount	
	Accompl. Type:	▼	Proposed Units		Accompl. Type:	▼	Proposed Units	
			Actual Units				Actual Units	
	Accompl. Type:	▼	Proposed Units		Accompl. Type:	▼	Proposed Units	
			Actual Units				Actual Units	
Program Year 3	CDBG	▼	Proposed Amt.		Fund Source:	▼	Proposed Amt.	
			Actual Amount				Actual Amount	
	Fund Source:	▼	Proposed Amt.		Fund Source:	▼	Proposed Amt.	
			Actual Amount				Actual Amount	
	Accompl. Type:	▼	Proposed Units		Accompl. Type:	▼	Proposed Units	
			Actual Units				Actual Units	
	Accompl. Type:	▼	Proposed Units		Accompl. Type:	▼	Proposed Units	
			Actual Units				Actual Units	
Program Year 4	Fund Source:	▼	Proposed Amt.		Fund Source:	▼	Proposed Amt.	
			Actual Amount				Actual Amount	
	Fund Source:	▼	Proposed Amt.		Fund Source:	▼	Proposed Amt.	
			Actual Amount				Actual Amount	
	Accompl. Type:	▼	Proposed Units		Accompl. Type:	▼	Proposed Units	
			Actual Units				Actual Units	
	Accompl. Type:	▼	Proposed Units		Accompl. Type:	▼	Proposed Units	
			Actual Units				Actual Units	
Program Year 5	CDBG	▼	Proposed Amt.		Fund Source:	▼	Proposed Amt.	
			Actual Amount				Actual Amount	
	Fund Source:	▼	Proposed Amt.		Fund Source:	▼	Proposed Amt.	
			Actual Amount				Actual Amount	
	Accompl. Type:	▼	Proposed Units		Accompl. Type:	▼	Proposed Units	
			Actual Units				Actual Units	
	Accompl. Type:	▼	Proposed Units		Accompl. Type:	▼	Proposed Units	
			Actual Units				Actual Units	

Project Name: Admin – Fair Housing Services (PS)							
Description:	IDIS Project #: UOG Code: CA62292 MODESTO						
Project Sentinel (PS) – Funding will be used to provide services to affirmatively further fair housing. Fair housing services for renters and homebuyers include the investigation and resolution of housing discrimination complaints, discrimination auditing/testing, and education and outreach.							
Location:	Priority Need Category						
1409 H Street Modesto, CA 95354 community-wide National Objective: LMC	Select one: Rental Housing ▼						
Expected Completion Date:	Explanation:						
On Going	Fair housing consultations will be provided to 150 unduplicated persons/households and fair housing investigation cases will be managed for 50 unduplicated persons/households.						
Objective Category	Specific Objectives						
<input checked="" type="radio"/> Decent Housing <input type="radio"/> Suitable Living Environment <input type="radio"/> Economic Opportunity	1 Improve access to affordable rental housing ▼ 2 Improve the quality of affordable rental housing ▼ 3 Improve access to affordable rental housing ▼						
Outcome Categories							
<input checked="" type="checkbox"/> Availability/Accessibility <input type="checkbox"/> Affordability <input type="checkbox"/> Sustainability							
Project-level Accomplishments	01 People ▼	Proposed			Accompl. Type: ▼	Proposed	
		Underway				Underway	
	FY 2010 - 2011	Complete			FY 2013 - 2014	Complete	
	Accompl. Type: ▼	Proposed			Accompl. Type: ▼	Proposed	
		Underway				Underway	
	FY 2011 - 2012	Complete			FY 2014 - 2015	Complete	
	Accompl. Type: ▼	Proposed			Accompl. Type: ▼	Proposed	
		Underway				Underway	
	FY 2012 - 2013	Complete				Complete	
Proposed Outcome		Performance Measure		Actual Outcome			
Persons/households will have increased access to fair housing choice through comprehensive fair housing services.		Unduplicated number of persons/households served (cases); Unduplicated number of persons/households served (consultations)					
21D Fair Housing Activities (subject to 20% Admin cap) 570.20i ▼		Matrix Codes		Matrix Codes ▼			
Matrix Codes ▼		Matrix Codes		Matrix Codes ▼			
Matrix Codes ▼		Matrix Codes		Matrix Codes ▼			
Program Year 1	Fund Source: ▼	Proposed Amt.	\$40,000.00	Carryover Funds	Fund Source: ▼	Proposed Amt.	\$0.00
		Actual Amount	\$0.00			Actual Amount	\$0.00
	Fund Source: ▼	Proposed Amt.	\$0.00		Fund Source: ▼	Proposed Amt.	\$0.00
		Actual Amount	\$0.00			Actual Amount	\$0.00
	01 People ▼	Proposed Units	200		Accompl. Type: ▼	Proposed Units	0
		Actual Units	0			Actual Units	0
	Accompl. Type: ▼	Proposed Units	0		Accompl. Type: ▼	Proposed Units	0
		Actual Units	0			Actual Units	0

Program Year 2	Fund Source: ▼	Proposed Amt.		Fund Source: ▼	Proposed Amt.	
		Actual Amount			Actual Amount	
	Fund Source: ▼	Proposed Amt.		Fund Source: ▼	Proposed Amt.	
		Actual Amount			Actual Amount	
	Accompl. Type: ▼	Proposed Units		Accompl. Type: ▼	Proposed Units	
		Actual Units			Actual Units	
	Accompl. Type: ▼	Proposed Units		Accompl. Type: ▼	Proposed Units	
		Actual Units			Actual Units	
Program Year 3	Fund Source: ▼	Proposed Amt.		Fund Source: ▼	Proposed Amt.	
		Actual Amount			Actual Amount	
	Fund Source: ▼	Proposed Amt.		Fund Source: ▼	Proposed Amt.	
		Actual Amount			Actual Amount	
	Accompl. Type: ▼	Proposed Units		Accompl. Type: ▼	Proposed Units	
		Actual Units			Actual Units	
	Accompl. Type: ▼	Proposed Units		Accompl. Type: ▼	Proposed Units	
		Actual Units			Actual Units	
Program Year 4	Fund Source: ▼	Proposed Amt.		Fund Source: ▼	Proposed Amt.	
		Actual Amount			Actual Amount	
	Fund Source: ▼	Proposed Amt.		Fund Source: ▼	Proposed Amt.	
		Actual Amount			Actual Amount	
	Accompl. Type: ▼	Proposed Units		Accompl. Type: ▼	Proposed Units	
		Actual Units			Actual Units	
	Accompl. Type: ▼	Proposed Units		Accompl. Type: ▼	Proposed Units	
		Actual Units			Actual Units	
Program Year 5	CDBG ▼	Proposed Amt.		Fund Source: ▼	Proposed Amt.	
		Actual Amount			Actual Amount	
	Fund Source: ▼	Proposed Amt.		Fund Source: ▼	Proposed Amt.	
		Actual Amount			Actual Amount	
	01 People ▼	Proposed Units		Accompl. Type: ▼	Proposed Units	
		Actual Units			Actual Units	
	Accompl. Type: ▼	Proposed Units		Accompl. Type: ▼	Proposed Units	
		Actual Units			Actual Units	

Project Name: Down Payment Assistance Program (DPAP)							
Description:	IDIS Project #: UOG Code: CA62292 MODESTO						
Provides funding for loans to assist low/moderate income households with down payment and closing costs for home purchases. CDBG funding will be used for loans of up to \$42,000 each.							
Location:	Priority Need Category						
City of Modesto, 1010 Tenth Street, Modesto, CA 95354	Select one: Owner Occupied Housing ▼						
community-wide National Objective: LMH	Explanation:						
Expected Completion Date:							
On Going							
Objective Category							
<input checked="" type="radio"/> Decent Housing							
<input type="radio"/> Suitable Living Environment							
<input type="radio"/> Economic Opportunity							
Outcome Categories	Specific Objectives						
<input type="checkbox"/> Availability/Accessibility	1 Improve access to affordable owner housing ▼						
<input checked="" type="checkbox"/> Affordability	2 Improve access to affordable owner housing for minorities ▼						
<input type="checkbox"/> Sustainability	3 Improve the quality of owner housing ▼						
Project-level Accomplishments	Accompl. Type: ▼	Proposed			Accompl. Type: ▼	Proposed	
		Underway				Underway	
	FY 2010-2011	Complete			FY 2013-2014	Complete	
	Accompl. Type: ▼	Proposed			Accompl. Type: ▼	Proposed	
		Underway				Underway	
	FY 2011-2012	Complete			FY 2014-2015	Complete	
	Accompl. Type: ▼	Proposed			Accompl. Type: ▼	Proposed	
		Underway				Underway	
	FY 2012-2013	Complete				Complete	
Proposed Outcome	Performance Measure	Actual Outcome					
Increase home ownership opportunities	Number of households moved into permanent housing						
13 Direct Homeownership Assistance 570.201(n) ▼	Matrix Codes ▼	Matrix Codes ▼					
Matrix Codes ▼	Matrix Codes ▼	Matrix Codes ▼					
Matrix Codes ▼	Matrix Codes ▼	Matrix Codes ▼					
Program Year 1	CDBG ▼	Proposed Amt.	\$168,000.00	Carryover Funds	Fund Source: ▼	Proposed Amt.	\$0.00
		Actual Amount	\$0.00			Actual Amount	\$0.00
	Fund Source: ▼	Proposed Amt.	\$0.00		Fund Source: ▼	Proposed Amt.	\$0.00
		Actual Amount	\$0.00			Actual Amount	\$0.00
	04 Households ▼	Proposed Units	4		Accompl. Type: ▼	Proposed Units	0
		Actual Units	0			Actual Units	0
	Accompl. Type: ▼	Proposed Units	0		Accompl. Type: ▼	Proposed Units	0
		Actual Units	0			Actual Units	0

Program Year 2	CDBG	▼	Proposed Amt.		Fund Source:	▼	Proposed Amt.	
			Actual Amount				Actual Amount	
	Fund Source:	▼	Proposed Amt.		Fund Source:	▼	Proposed Amt.	
			Actual Amount				Actual Amount	
	04 Households	▼	Proposed Units		Accompl. Type:	▼	Proposed Units	
			Actual Units				Actual Units	
	Accompl. Type:	▼	Proposed Units		Accompl. Type:	▼	Proposed Units	
			Actual Units				Actual Units	
Program Year 3	CDBG	▼	Proposed Amt.		Fund Source:	▼	Proposed Amt.	
			Actual Amount				Actual Amount	
	Fund Source:	▼	Proposed Amt.		Fund Source:	▼	Proposed Amt.	
			Actual Amount				Actual Amount	
	04 Households	▼	Proposed Units		Accompl. Type:	▼	Proposed Units	
			Actual Units				Actual Units	
	Accompl. Type:	▼	Proposed Units		Accompl. Type:	▼	Proposed Units	
			Actual Units				Actual Units	
Program Year 4	CDBG	▼	Proposed Amt.		Fund Source:	▼	Proposed Amt.	
			Actual Amount				Actual Amount	
	Fund Source:	▼	Proposed Amt.		Fund Source:	▼	Proposed Amt.	
			Actual Amount				Actual Amount	
	04 Households	▼	Proposed Units		Accompl. Type:	▼	Proposed Units	
			Actual Units				Actual Units	
	Accompl. Type:	▼	Proposed Units		Accompl. Type:	▼	Proposed Units	
			Actual Units				Actual Units	
Program Year 5	CDBG	▼	Proposed Amt.		Fund Source:	▼	Proposed Amt.	
			Actual Amount				Actual Amount	
	Fund Source:	▼	Proposed Amt.		Fund Source:	▼	Proposed Amt.	
			Actual Amount				Actual Amount	
	04 Households	▼	Proposed Units		Accompl. Type:	▼	Proposed Units	
			Actual Units				Actual Units	
	Accompl. Type:	▼	Proposed Units		Accompl. Type:	▼	Proposed Units	
			Actual Units				Actual Units	

Project Name: Emergency Home Repair / Disabled Accessibility Program (EHR/DAP)- single-unit								
Description:	IDIS Project #: UOG Code: CA62292 MODESTO							
Funding will be provided to cover low-interest loans made to very low or low-income owner-occupants, who have one of the following needs: emergency conditions necessitating repairs to protect health and safety, or renovations necessary to make a home more accessible and safe to a person who is disabled, or correct building deficiencies to ensure decent, safe and sanitary living conditions.								
Location:	Priority Need Category							
City of Modesto, 1010 Tenth Street, Modesto, CA 95354	Select one: Owner Occupied Housing ▼							
community-wide National Objective: LMH	Explanation:							
Expected Completion Date:	Funding will address owner occupied housing, as well as rental housing.							
On Going								
Objective Category	Specific Objectives							
<input checked="" type="radio"/> Decent Housing <input type="radio"/> Suitable Living Environment <input type="radio"/> Economic Opportunity	1. Improve the quality of affordable rental housing ▼							
	2. Improve the quality of owner housing ▼							
	3. ▼							
Outcome Categories								
<input type="checkbox"/> Availability/Accessibility <input type="checkbox"/> Affordability <input checked="" type="checkbox"/> Sustainability								
Project-level Accomplishments	Accompl. Type: ▼	Proposed			Accompl. Type: ▼	Proposed		
		Underway				Underway		
		Complete				Complete		
	FY 2010-2011				FY 2013-2014			
	Accompl. Type: ▼	Proposed			Accompl. Type: ▼	Proposed		
		Underway				Underway		
		Complete				Complete		
	FY 2011-2012				FY 2014-2015			
	Accompl. Type: ▼	Proposed			Accompl. Type: ▼	Proposed		
		Underway				Underway		
		Complete				Complete		
	FY 2012-2013							
Proposed Outcome		Performance Measure		Actual Outcome				
Repair housing units to meet health/safety/accessible standard		Number of housing units repaired						
14A Rehab; Single-Unit Residential 570.202 ▼		Matrix Codes ▼		Matrix Codes ▼				
Matrix Codes ▼		Matrix Codes ▼		Matrix Codes ▼				
Matrix Codes ▼		Matrix Codes ▼		Matrix Codes ▼				
Program Year 1	Fund Source: ▼	Proposed Amt.	\$0.00	Carryover Funds	Fund Source: ▼	Proposed Amt.	\$0.00	
		Actual Amount	\$0.00			Actual Amount	\$0.00	
	CDBG ▼	Proposed Amt.	\$190,000.00			Proposed Amt.	\$0.00	
	RLF ▼	Actual Amount	\$0.00			Actual Amount	\$0.00	
	Accompl. Type: ▼	Proposed Units	0			Accompl. Type: ▼	Proposed Units	0
		Actual Units	0				Actual Units	0
	10 Housing Units ▼	Proposed Units	5			Accompl. Type: ▼	Proposed Units	0
		Actual Units	0				Actual Units	0

Program Year 2	Fund Source: ▼	Proposed Amt.		Fund Source: ▼	Proposed Amt.	
		Actual Amount			Actual Amount	
	CDBG ▼	Proposed Amt.		Fund Source: ▼	Proposed Amt.	
	RLF	Actual Amount			Actual Amount	
	Accompl. Type: ▼	Proposed Units		Accompl. Type: ▼	Proposed Units	
		Actual Units			Actual Units	
	10 Housing Units ▼	Proposed Units		Accompl. Type: ▼	Proposed Units	
		Actual Units			Actual Units	
Program Year 3	Fund Source: ▼	Proposed Amt.		Fund Source: ▼	Proposed Amt.	
		Actual Amount			Actual Amount	
	CDBG ▼	Proposed Amt.		Fund Source: ▼	Proposed Amt.	
	RLF	Actual Amount			Actual Amount	
	Accompl. Type: ▼	Proposed Units		Accompl. Type: ▼	Proposed Units	
		Actual Units			Actual Units	
	10 Housing Units ▼	Proposed Units		Accompl. Type: ▼	Proposed Units	
		Actual Units			Actual Units	
Program Year 4	Fund Source: ▼	Proposed Amt.		Fund Source: ▼	Proposed Amt.	
		Actual Amount			Actual Amount	
	CDBG ▼	Proposed Amt.		Fund Source: ▼	Proposed Amt.	
	RLF	Actual Amount			Actual Amount	
	Accompl. Type: ▼	Proposed Units		Accompl. Type: ▼	Proposed Units	
		Actual Units			Actual Units	
	10 Housing Units ▼	Proposed Units		Accompl. Type: ▼	Proposed Units	
		Actual Units			Actual Units	
Program Year 5	Fund Source: ▼	Proposed Amt.		Fund Source: ▼	Proposed Amt.	
		Actual Amount			Actual Amount	
	CDBG ▼	Proposed Amt.		Fund Source: ▼	Proposed Amt.	
	RLF	Actual Amount			Actual Amount	
	Accompl. Type: ▼	Proposed Units		Accompl. Type: ▼	Proposed Units	
		Actual Units			Actual Units	
	10 Housing Units ▼	Proposed Units		Accompl. Type: ▼	Proposed Units	
		Actual Units			Actual Units	

Project Name: Emergency Home Repair / Disability Accessibility Program (EHRP/DAP) - multi-unit					
Description:	IDIS Project #: UOG Code: CA62292 MODESTO				
Funding will be provided to cover low-interest loans made to very low or low-income owner-occupants, who have one of the following needs: emergency conditions necessitating repairs to protect health and safety, or renovations necessary to make a home more accessible and safe to a person who is disabled, or correct building deficiencies to ensure decent, safe and sanitary living conditions.					
Location: City of Modesto, 1010 Tenth Street, Modesto, CA 95354 community-wide National Objective: LMH	Priority Need Category Select one: Owner Occupied Housing ▼				
Expected Completion Date: On Going	Explanation: Funding will address owner occupied housing, as well as rental housing.				
Objective Category <input checked="" type="radio"/> Decent Housing <input type="radio"/> Suitable Living Environment <input type="radio"/> Economic Opportunity	Specific Objectives				
Outcome Categories <input type="checkbox"/> Availability/Accessibility <input type="checkbox"/> Affordability <input checked="" type="checkbox"/> Sustainability	1. Improve the quality of owner housing ▼				
	2. Improve the quality of affordable rental housing ▼				
	3. ▼				
Project-level Accomplishments	Accompl. Type: ▼ Proposed <input type="checkbox"/> Underway <input type="checkbox"/> Complete <input type="checkbox"/>				
	FY 2010-2011				
	Accompl. Type: ▼ Proposed <input type="checkbox"/> Underway <input type="checkbox"/> Complete <input type="checkbox"/>				
	FY 2011-2012				
	Accompl. Type: ▼ Proposed <input type="checkbox"/> Underway <input type="checkbox"/> Complete <input type="checkbox"/>				
	FY 2012-2013				
	Accompl. Type: ▼ Proposed <input type="checkbox"/> Underway <input type="checkbox"/> Complete <input type="checkbox"/>				
	FY 2013-2014				
	Accompl. Type: ▼ Proposed <input type="checkbox"/> Underway <input type="checkbox"/> Complete <input type="checkbox"/>				
FY 2014-2015					
Proposed Outcome	Performance Measure	Actual Outcome			
Improve the quality of existing housing	Number of housing units repaired				
14B Rehab; Multi-Unit Residential 570.202 ▼	Matrix Codes ▼	Matrix Codes ▼			
Matrix Codes ▼	Matrix Codes ▼	Matrix Codes ▼			
Matrix Codes ▼	Matrix Codes ▼	Matrix Codes ▼			
Program Year 1	Fund Source: ▼	Proposed Amt. \$0.00	Carryover Funds	Fund Source: ▼	Proposed Amt. \$0.00
		Actual Amount \$0.00			Actual Amount \$0.00
	Fund Source: ▼	Proposed Amt. \$10,000.00		Fund Source: ▼	Proposed Amt. \$0.00
	RLF	Actual Amount \$0.00			Actual Amount \$0.00
	Accompl. Type: ▼	Proposed Units 0		Accompl. Type: ▼	Proposed Units 0
		Actual Units 0			Actual Units 0
10 Housing Units ▼	Proposed Units 1	Accompl. Type: ▼	Proposed Units 0		
	Actual Units 0		Actual Units 0		

Program Year 2	Fund Source: ▼	Proposed Amt.		Fund Source: ▼	Proposed Amt.	
		Actual Amount			Actual Amount	
	Fund Source: ▼	Proposed Amt.		Fund Source: ▼	Proposed Amt.	
		Actual Amount			Actual Amount	
	Accompl. Type: ▼	Proposed Units		Accompl. Type: ▼	Proposed Units	
		Actual Units			Actual Units	
	Accompl. Type: ▼	Proposed Units		Accompl. Type: ▼	Proposed Units	
		Actual Units			Actual Units	
Program Year 3	Fund Source: ▼	Proposed Amt.		Fund Source: ▼	Proposed Amt.	
		Actual Amount			Actual Amount	
	CDBG ▼	Proposed Amt.		Fund Source: ▼	Proposed Amt.	
	RLF	Actual Amount			Actual Amount	
	Accompl. Type: ▼	Proposed Units		Accompl. Type: ▼	Proposed Units	
		Actual Units			Actual Units	
	10 Housing Units ▼	Proposed Units		Accompl. Type: ▼	Proposed Units	
		Actual Units			Actual Units	
Program Year 4	Fund Source: ▼	Proposed Amt.		Fund Source: ▼	Proposed Amt.	
		Actual Amount			Actual Amount	
	CDBG ▼	Proposed Amt.		Fund Source: ▼	Proposed Amt.	
	RLF	Actual Amount			Actual Amount	
	Accompl. Type: ▼	Proposed Units		Accompl. Type: ▼	Proposed Units	
		Actual Units			Actual Units	
	10 Housing Units ▼	Proposed Units		Accompl. Type: ▼	Proposed Units	
		Actual Units			Actual Units	
Program Year 5	Fund Source: ▼	Proposed Amt.		Fund Source: ▼	Proposed Amt.	
		Actual Amount			Actual Amount	
	CDBG ▼	Proposed Amt.		Fund Source: ▼	Proposed Amt.	
	RLF	Actual Amount			Actual Amount	
	Accompl. Type: ▼	Proposed Units		Accompl. Type: ▼	Proposed Units	
		Actual Units			Actual Units	
	10 Housing Units ▼	Proposed Units		Accompl. Type: ▼	Proposed Units	
		Actual Units			Actual Units	

Project Name: Minor Home Repair Grant Program (MHRGP)							
Description:	IDIS Project #: <input type="text"/> UOG Code: CA62292 MODESTO						
Funding for grants for very low income households to make essential minor repairs to enhance the physical quality of their living environment; limit to \$1,000 for mobile/modular homes, and \$500 to single-family homes.							
Location:	Priority Need Category						
City of Modesto, 1010 Tenth Street, Modesto, CA 95354	Select one: Owner Occupied Housing ▼						
community-wide National Objective: LMH	Explanation:						
Expected Completion Date:							
On Going							
Objective Category							
<input checked="" type="radio"/> Decent Housing							
<input type="radio"/> Suitable Living Environment							
<input type="radio"/> Economic Opportunity							
Outcome Categories	Specific Objectives						
<input type="checkbox"/> Availability/Accessibility	1 Improve the quality of owner housing ▼						
<input type="checkbox"/> Affordability	2, <input type="text"/> ▼						
<input checked="" type="checkbox"/> Sustainability	3, <input type="text"/> ▼						
Project-level Accomplishments	Accompl. Type: ▼	Proposed			Accompl. Type: ▼	Proposed	
		Underway				Underway	
		Complete				Complete	
	FY 2010-2011				FY 2013-2014		
	Accompl. Type: ▼	Proposed			Accompl. Type: ▼	Proposed	
		Underway				Underway	
		Complete				Complete	
	FY 2011-2012				FY 2014-2015		
	Accompl. Type: ▼	Proposed			Accompl. Type: ▼	Proposed	
	Underway				Underway		
	Complete				Complete		
FY 2012-2013							
Proposed Outcome		Performance Measure		Actual Outcome			
Improve the quality of existing housing		Number of housing units repaired					
14A Rehab; Single-Unit Residential 570.202 ▼				Matrix Codes ▼			
Matrix Codes ▼				Matrix Codes ▼			
Matrix Codes ▼				Matrix Codes ▼			
Program Year 1	Fund Source: ▼	Proposed Amt.	\$0.00	Carryover Funds	Fund Source: ▼	Proposed Amt.	\$0.00
		Actual Amount	\$0.00			Actual Amount	\$0.00
	CDBG ▼	Proposed Amt.	\$25,000.00		Fund Source: ▼	Proposed Amt.	\$0.00
	RLF	Actual Amount	\$0.00			Actual Amount	\$0.00
	Accompl. Type: ▼	Proposed Units	0		Accompl. Type: ▼	Proposed Units	0
		Actual Units	0			Actual Units	0
	10 Housing Units ▼	Proposed Units	5		Accompl. Type: ▼	Proposed Units	0
		Actual Units	0			Actual Units	0

Program Year 2	Fund Source: ▼	Proposed Amt.		Fund Source: ▼	Proposed Amt.	
		Actual Amount			Actual Amount	
	CDBG ▼	Proposed Amt.		Fund Source: ▼	Proposed Amt.	
	RLF	Actual Amount			Actual Amount	
	Accompl. Type: ▼	Proposed Units		Accompl. Type: ▼	Proposed Units	
		Actual Units			Actual Units	
	10 Housing Units ▼	Proposed Units		Accompl. Type: ▼	Proposed Units	
		Actual Units			Actual Units	
Program Year 3	Fund Source: ▼	Proposed Amt.		Fund Source: ▼	Proposed Amt.	
		Actual Amount			Actual Amount	
	CDBG ▼	Proposed Amt.		Fund Source: ▼	Proposed Amt.	
	RLF	Actual Amount			Actual Amount	
	Accompl. Type: ▼	Proposed Units		Accompl. Type: ▼	Proposed Units	
		Actual Units			Actual Units	
	10 Housing Units ▼	Proposed Units		Accompl. Type: ▼	Proposed Units	
		Actual Units			Actual Units	
Program Year 4	Fund Source: ▼	Proposed Amt.		Fund Source: ▼	Proposed Amt.	
		Actual Amount			Actual Amount	
	CDBG ▼	Proposed Amt.		Fund Source: ▼	Proposed Amt.	
	RLF	Actual Amount			Actual Amount	
	Accompl. Type: ▼	Proposed Units		Accompl. Type: ▼	Proposed Units	
		Actual Units			Actual Units	
	10 Housing Units ▼	Proposed Units		Accompl. Type: ▼	Proposed Units	
		Actual Units			Actual Units	
Program Year 5	Fund Source: ▼	Proposed Amt.		Fund Source: ▼	Proposed Amt.	
		Actual Amount			Actual Amount	
	CDBG ▼	Proposed Amt.		Fund Source: ▼	Proposed Amt.	
	RLF	Actual Amount			Actual Amount	
	Accompl. Type: ▼	Proposed Units		Accompl. Type: ▼	Proposed Units	
		Actual Units			Actual Units	
	10 Housing Units ▼	Proposed Units		Accompl. Type: ▼	Proposed Units	
		Actual Units			Actual Units	

Project Name: Rehabilitation Property Enhancement Programs - Single-Unit							
Description:	IDIS Project #: UOG Code: CA62292 MODESTO						
Funding will be provided for the following programs: Property Enhancement Program (PEP) - financial assistance in the form of rebates for improvement of exterior appearance. Paint and Insulation Rebate - reimbursement of specific amounts for materials and/or labor for painting and insulation. Tool Bank - funding for the City's Target Area to assist with tidying up the properties.							
Location: City of Modesto, 1010 Tenth Street, Modesto, CA 95354 community-wide National Objective: LMH	Priority Need Category Select one: Owner Occupied Housing ▼						
Expected Completion Date: On Going	Explanation: Funding will address owner occupied housing, as well as rental housing.						
Objective Category <input checked="" type="radio"/> Decent Housing <input type="radio"/> Suitable Living Environment <input type="radio"/> Economic Opportunity	Specific Objectives						
Outcome Categories <input checked="" type="checkbox"/> Availability/Accessibility <input type="checkbox"/> Affordability <input type="checkbox"/> Sustainability	1. Improve the quality of owner housing ▼ 2. Improve access to affordable rental housing ▼ 3. ▼						
Project-level Accomplishments	Accompl. Type: ▼ Proposed Underway Complete	FY 2010-2011	Accompl. Type: ▼ Proposed Underway Complete	FY 2013-2014			
	Accompl. Type: ▼ Proposed Underway Complete	FY 2011-2012	Accompl. Type: ▼ Proposed Underway Complete	FY 2014-2015			
	Accompl. Type: ▼ Proposed Underway Complete	FY 2012-2013	Accompl. Type: ▼ Proposed Underway Complete				
	Proposed Outcome		Performance Measure		Actual Outcome		
	Improve the quality of existing housing		Number of housing units improved				
	14A Rehab; Single-Unit Residential 570.202 ▼		Matrix Codes ▼		Matrix Codes ▼		
	Matrix Codes ▼		Matrix Codes ▼		Matrix Codes ▼		
	Matrix Codes ▼		Matrix Codes ▼		Matrix Codes ▼		
	Program Year 1	CDBG ▼	Proposed Amt.	\$1,000.00	Carryover Funds	Fund Source: ▼	Proposed Amt.
		Actual Amount	\$0.00			Actual Amount	\$0.00
Fund Source: ▼		Proposed Amt.	\$0.00	Fund Source: ▼		Proposed Amt.	\$0.00
		Actual Amount	\$0.00			Actual Amount	\$0.00
10 Housing Units ▼		Proposed Units	4	Accompl. Type: ▼		Proposed Units	0
		Actual Units	0			Actual Units	0
Accompl. Type: ▼		Proposed Units	0	Accompl. Type: ▼		Proposed Units	0
		Actual Units	0			Actual Units	0

Program Year 2	CDBG	▼	Proposed Amt.		Fund Source:	▼	Proposed Amt.	
			Actual Amount				Actual Amount	
	Fund Source:	▼	Proposed Amt.		Fund Source:	▼	Proposed Amt.	
			Actual Amount				Actual Amount	
	10 Housing Units	▼	Proposed Units		Accompl. Type:	▼	Proposed Units	
			Actual Units				Actual Units	
	Accompl. Type:	▼	Proposed Units		Accompl. Type:	▼	Proposed Units	
			Actual Units				Actual Units	
Program Year 3	CDBG	▼	Proposed Amt.		Fund Source:	▼	Proposed Amt.	
			Actual Amount				Actual Amount	
	Fund Source:	▼	Proposed Amt.		Fund Source:	▼	Proposed Amt.	
			Actual Amount				Actual Amount	
	10 Housing Units	▼	Proposed Units		Accompl. Type:	▼	Proposed Units	
			Actual Units				Actual Units	
	Accompl. Type:	▼	Proposed Units		Accompl. Type:	▼	Proposed Units	
			Actual Units				Actual Units	
Program Year 4	CDBG	▼	Proposed Amt.		Fund Source:	▼	Proposed Amt.	
			Actual Amount				Actual Amount	
	Fund Source:	▼	Proposed Amt.		Fund Source:	▼	Proposed Amt.	
			Actual Amount				Actual Amount	
	10 Housing Units	▼	Proposed Units		Accompl. Type:	▼	Proposed Units	
			Actual Units				Actual Units	
	Accompl. Type:	▼	Proposed Units		Accompl. Type:	▼	Proposed Units	
			Actual Units				Actual Units	
Program Year 5	CDBG	▼	Proposed Amt.		Fund Source:	▼	Proposed Amt.	
			Actual Amount				Actual Amount	
	Fund Source:	▼	Proposed Amt.		Fund Source:	▼	Proposed Amt.	
			Actual Amount				Actual Amount	
	10 Housing Units	▼	Proposed Units		Accompl. Type:	▼	Proposed Units	
			Actual Units				Actual Units	
	Accompl. Type:	▼	Proposed Units		Accompl. Type:	▼	Proposed Units	
			Actual Units				Actual Units	

Project Name: Rehabilitation Property Enhancement Programs - Multi-Unit						
Description:	IDIS Project #: UOG Code: CA62292 MODESTO					
Funding will be provided for the following programs: Property Enhancement Program (PEP) - financial assistance in the form of rebates for improvement of exterior appearance. Paint and Insulation Rebate - reimbursement of specific amounts for materials and/or labor for painting and insulation. Tool Bank - funding for the City's Target Area to assist with tidying up the properties.						
Location: City of Modesto, 1010 Tenth Street, Modesto, CA 95354 community-wide National Objective: LMH	Priority Need Category Select one: Owner Occupied Housing ▼					
Expected Completion Date: On Going	Explanation: Funding will address owner occupied housing, as well as rental housing.					
Objective Category <input checked="" type="radio"/> Decent Housing <input type="radio"/> Suitable Living Environment <input type="radio"/> Economic Opportunity	Specific Objectives					
Outcome Categories <input checked="" type="checkbox"/> Availability/Accessibility <input type="checkbox"/> Affordability <input type="checkbox"/> Sustainability	1. Improve the quality of affordable rental housing ▼ 2. Improve the quality of owner housing ▼ 3. ▼					
Project-level Accomplishments	Accompl. Type: ▼ Proposed <input type="checkbox"/> Underway <input type="checkbox"/> Complete <input type="checkbox"/>	FY 2010-2011	Accompl. Type: ▼ Proposed <input type="checkbox"/> Underway <input type="checkbox"/> Complete <input type="checkbox"/>	FY 2013-2014		
	Accompl. Type: ▼ Proposed <input type="checkbox"/> Underway <input type="checkbox"/> Complete <input type="checkbox"/>		FY 2011-2012		Accompl. Type: ▼ Proposed <input type="checkbox"/> Underway <input type="checkbox"/> Complete <input type="checkbox"/>	FY 2014-2015
	Accompl. Type: ▼ Proposed <input type="checkbox"/> Underway <input type="checkbox"/> Complete <input type="checkbox"/>				FY 2012-2013	
	Accompl. Type: ▼ Proposed <input type="checkbox"/> Underway <input type="checkbox"/> Complete <input type="checkbox"/>	Accompl. Type: ▼ Proposed <input type="checkbox"/> Underway <input type="checkbox"/> Complete <input type="checkbox"/>				
	Accompl. Type: ▼ Proposed <input type="checkbox"/> Underway <input type="checkbox"/> Complete <input type="checkbox"/>	Accompl. Type: ▼ Proposed <input type="checkbox"/> Underway <input type="checkbox"/> Complete <input type="checkbox"/>				
	Proposed Outcome	Performance Measure	Actual Outcome			
	Improve the quality of existing housing	Number of housing units improved				
	14B Rehab; Multi-Unit Residential 570.202 ▼	Matrix Codes ▼	Matrix Codes ▼			
	Matrix Codes ▼	Matrix Codes ▼	Matrix Codes ▼			
	Matrix Codes ▼	Matrix Codes ▼	Matrix Codes ▼			
	Program Year 1	Fund Source: ▼	Proposed Amt. \$1,000.00	Carryover Funds	Fund Source: ▼	Proposed Amt. \$0.00
			Actual Amount \$0.00			Actual Amount \$0.00
Fund Source: ▼		Proposed Amt. \$0.00	Fund Source: ▼		Proposed Amt. \$0.00	
		Actual Amount \$0.00			Actual Amount \$0.00	
10 Housing Units ▼		Proposed Units 1	Accompl. Type: ▼		Proposed Units 0	
		Actual Units 0			Actual Units 0	
Accompl. Type: ▼		Proposed Units 0	Accompl. Type: ▼		Proposed Units 0	
		Actual Units 0			Actual Units 0	

Program Year 2	Fund Source: ▼	Proposed Amt.		Fund Source: ▼	Proposed Amt.	
		Actual Amount			Actual Amount	
	Fund Source: ▼	Proposed Amt.		Fund Source: ▼	Proposed Amt.	
		Actual Amount			Actual Amount	
	Accompl. Type: ▼	Proposed Units		Accompl. Type: ▼	Proposed Units	
		Actual Units			Actual Units	
	Accompl. Type: ▼	Proposed Units		Accompl. Type: ▼	Proposed Units	
		Actual Units			Actual Units	
Program Year 3	Fund Source: ▼	Proposed Amt.		Fund Source: ▼	Proposed Amt.	
		Actual Amount			Actual Amount	
	Fund Source: ▼	Proposed Amt.		Fund Source: ▼	Proposed Amt.	
		Actual Amount			Actual Amount	
	Accompl. Type: ▼	Proposed Units		Accompl. Type: ▼	Proposed Units	
		Actual Units			Actual Units	
	Accompl. Type: ▼	Proposed Units		Accompl. Type: ▼	Proposed Units	
		Actual Units			Actual Units	
Program Year 4	Fund Source: ▼	Proposed Amt.		Fund Source: ▼	Proposed Amt.	
		Actual Amount			Actual Amount	
	Fund Source: ▼	Proposed Amt.		Fund Source: ▼	Proposed Amt.	
		Actual Amount			Actual Amount	
	Accompl. Type: ▼	Proposed Units		Accompl. Type: ▼	Proposed Units	
		Actual Units			Actual Units	
	Accompl. Type: ▼	Proposed Units		Accompl. Type: ▼	Proposed Units	
		Actual Units			Actual Units	
Program Year 5	Fund Source: ▼	Proposed Amt.		Fund Source: ▼	Proposed Amt.	
		Actual Amount			Actual Amount	
	Fund Source: ▼	Proposed Amt.		Fund Source: ▼	Proposed Amt.	
		Actual Amount			Actual Amount	
	Accompl. Type: ▼	Proposed Units		Accompl. Type: ▼	Proposed Units	
		Actual Units			Actual Units	
	Accompl. Type: ▼	Proposed Units		Accompl. Type: ▼	Proposed Units	
		Actual Units			Actual Units	

Project Name: Lead-Based Paint Services							
Description:	IDIS Project #: UOG Code: CA62292 MODESTO						
Funds will cover the costs necessary for testing, paint stabilization, and clearance of lead-based paint hazards.							
Location: City of Modesto, 1010 Tenth Street, Modesto, CA 95354 community-wide National Objective: LMH	Priority Need Category Select one: Owner Occupied Housing ▼						
Expected Completion Date: On Going	Explanation: Funding will address owner occupied housing, as well as rental housing.						
Objective Category <input checked="" type="radio"/> Decent Housing <input type="radio"/> Suitable Living Environment <input type="radio"/> Economic Opportunity	Specific Objectives						
Outcome Categories <input checked="" type="checkbox"/> Availability/Accessibility <input type="checkbox"/> Affordability <input type="checkbox"/> Sustainability	1. Improve the quality of owner housing ▼ 2. Improve the quality of affordable rental housing ▼ 3. ▼						
Project-level Accomplishments	Accompl. Type: ▼ Proposed Underway Complete	FY 2010-2011	Accompl. Type: ▼ Proposed Underway Complete	FY 2013-2014			
	Accompl. Type: ▼ Proposed Underway Complete	FY 2011-2012	Accompl. Type: ▼ Proposed Underway Complete	FY 2014-2015			
	Accompl. Type: ▼ Proposed Underway Complete	FY 2012-2013	Accompl. Type: ▼ Proposed Underway Complete				
	Proposed Outcome		Performance Measure		Actual Outcome		
	Identify & abate, if necessary, lead based paint hazards		Number of housing units free of lead based paint hazards				
	14I Lead-Based/Lead Hazard Test/Abate 570.202 ▼		Matrix Codes ▼		Matrix Codes ▼		
	Matrix Codes ▼		Matrix Codes ▼		Matrix Codes ▼		
	Matrix Codes ▼		Matrix Codes ▼		Matrix Codes ▼		
	Program Year 1	CDBG ▼	Proposed Amt.	\$5,000.00	Carryover Funds	Fund Source: ▼	Proposed Amt.
		Actual Amount	\$0.00			Actual Amount	\$0.00
Fund Source: ▼		Proposed Amt.	\$0.00	Fund Source: ▼		Proposed Amt.	\$0.00
		Actual Amount	\$0.00			Actual Amount	\$0.00
10 Housing Units ▼		Proposed Units	9	Accompl. Type: ▼		Proposed Units	0
		Actual Units	0			Actual Units	0
Accompl. Type: ▼		Proposed Units	0	Accompl. Type: ▼		Proposed Units	0
		Actual Units	0			Actual Units	0

Program Year 2	Fund Source: ▼	Proposed Amt.		Fund Source: ▼	Proposed Amt.	
		Actual Amount			Actual Amount	
	Fund Source: ▼	Proposed Amt.		Fund Source: ▼	Proposed Amt.	
		Actual Amount			Actual Amount	
	Accompl. Type: ▼	Proposed Units		Accompl. Type: ▼	Proposed Units	
		Actual Units			Actual Units	
	Accompl. Type: ▼	Proposed Units		Accompl. Type: ▼	Proposed Units	
		Actual Units			Actual Units	
Program Year 3	Fund Source: ▼	Proposed Amt.		Fund Source: ▼	Proposed Amt.	
		Actual Amount			Actual Amount	
	Fund Source: ▼	Proposed Amt.		Fund Source: ▼	Proposed Amt.	
		Actual Amount			Actual Amount	
	Accompl. Type: ▼	Proposed Units		Accompl. Type: ▼	Proposed Units	
		Actual Units			Actual Units	
	Accompl. Type: ▼	Proposed Units		Accompl. Type: ▼	Proposed Units	
		Actual Units			Actual Units	
Program Year 4	Fund Source: ▼	Proposed Amt.		Fund Source: ▼	Proposed Amt.	
		Actual Amount			Actual Amount	
	Fund Source: ▼	Proposed Amt.		Fund Source: ▼	Proposed Amt.	
		Actual Amount			Actual Amount	
	Accompl. Type: ▼	Proposed Units		Accompl. Type: ▼	Proposed Units	
		Actual Units			Actual Units	
	Accompl. Type: ▼	Proposed Units		Accompl. Type: ▼	Proposed Units	
		Actual Units			Actual Units	
Program Year 5	Fund Source: ▼	Proposed Amt.		Fund Source: ▼	Proposed Amt.	
		Actual Amount			Actual Amount	
	Fund Source: ▼	Proposed Amt.		Fund Source: ▼	Proposed Amt.	
		Actual Amount			Actual Amount	
	Accompl. Type: ▼	Proposed Units		Accompl. Type: ▼	Proposed Units	
		Actual Units			Actual Units	
	Accompl. Type: ▼	Proposed Units		Accompl. Type: ▼	Proposed Units	
		Actual Units			Actual Units	

Project Name: Housing Demolition							
Description:	IDIS Project #: UOG Code: CA62292 MODESTO						
Funding for the costs of demolishing or boarding-up a structure, when deemed necessary to reduce neighborhood blight.							
Location: City of Modesto, 1010 Tenth Street, Modesto, CA 95354 community-wide National Objective: LMI	Priority Need Category Select one: Other ▼						
Expected Completion Date: On Going	Explanation: Board up or demolish a structure when deemed necessary to reduce neighborhood blight						
Objective Category <input checked="" type="radio"/> Decent Housing <input type="radio"/> Suitable Living Environment <input type="radio"/> Economic Opportunity	Specific Objectives						
Outcome Categories <input type="checkbox"/> Availability/Accessibility <input type="checkbox"/> Affordability <input checked="" type="checkbox"/> Sustainability	1, Improve the quality of owner housing ▼ 2, ▼ 3, ▼						
Project-level Accomplishments	Accompl. Type: ▼ Proposed		Accompl. Type: ▼ Proposed				
		Underway		Underway			
	FY 2010-2011	Complete	FY 2013-2014	Complete			
	Accompl. Type: ▼ Proposed		Accompl. Type: ▼ Proposed				
		Underway		Underway			
	FY 2011-2012	Complete	FY 2014-2015	Complete			
	Accompl. Type: ▼ Proposed		Accompl. Type: ▼ Proposed				
		Underway		Underway			
	FY 2012-2013	Complete		Complete			
Proposed Outcome	Performance Measure	Actual Outcome					
Reduce neighborhood blight	Number of housing units demolished						
04 Clearance and Demolition 570.201(d) ▼	Matrix Codes ▼	Matrix Codes ▼					
Matrix Codes ▼	Matrix Codes ▼	Matrix Codes ▼					
Matrix Codes ▼	Matrix Codes ▼	Matrix Codes ▼					
Program Year 1	CDBG ▼	Proposed Amt.	\$7,000.00	Carryover Funds	Fund Source: ▼	Proposed Amt.	\$0.00
		Actual Amount	\$0.00			Actual Amount	\$0.00
	Fund Source: ▼	Proposed Amt.	\$0.00		Fund Source: ▼	Proposed Amt.	\$0.00
		Actual Amount	\$0.00			Actual Amount	\$0.00
	10 Housing Units ▼	Proposed Units	1		Accompl. Type: ▼	Proposed Units	0
		Actual Units	0			Actual Units	0
	Accompl. Type: ▼	Proposed Units	0		Accompl. Type: ▼	Proposed Units	0
		Actual Units	0			Actual Units	0

Program Year 2	Fund Source: ▼	Proposed Amt.		Fund Source: ▼	Proposed Amt.	
		Actual Amount			Actual Amount	
	Fund Source: ▼	Proposed Amt.		Fund Source: ▼	Proposed Amt.	
		Actual Amount			Actual Amount	
	Accompl. Type: ▼	Proposed Units		Accompl. Type: ▼	Proposed Units	
		Actual Units			Actual Units	
	Accompl. Type: ▼	Proposed Units		Accompl. Type: ▼	Proposed Units	
		Actual Units			Actual Units	
Program Year 3	Fund Source: ▼	Proposed Amt.		Fund Source: ▼	Proposed Amt.	
		Actual Amount			Actual Amount	
	Fund Source: ▼	Proposed Amt.		Fund Source: ▼	Proposed Amt.	
		Actual Amount			Actual Amount	
	Accompl. Type: ▼	Proposed Units		Accompl. Type: ▼	Proposed Units	
		Actual Units			Actual Units	
	Accompl. Type: ▼	Proposed Units		Accompl. Type: ▼	Proposed Units	
		Actual Units			Actual Units	
Program Year 4	Fund Source: ▼	Proposed Amt.		Fund Source: ▼	Proposed Amt.	
		Actual Amount			Actual Amount	
	Fund Source: ▼	Proposed Amt.		Fund Source: ▼	Proposed Amt.	
		Actual Amount			Actual Amount	
	Accompl. Type: ▼	Proposed Units		Accompl. Type: ▼	Proposed Units	
		Actual Units			Actual Units	
	Accompl. Type: ▼	Proposed Units		Accompl. Type: ▼	Proposed Units	
		Actual Units			Actual Units	
Program Year 5	Fund Source: ▼	Proposed Amt.		Fund Source: ▼	Proposed Amt.	
		Actual Amount			Actual Amount	
	Fund Source: ▼	Proposed Amt.		Fund Source: ▼	Proposed Amt.	
		Actual Amount			Actual Amount	
	Accompl. Type: ▼	Proposed Units		Accompl. Type: ▼	Proposed Units	
		Actual Units			Actual Units	
	Accompl. Type: ▼	Proposed Units		Accompl. Type: ▼	Proposed Units	
		Actual Units			Actual Units	

Project Name: Temporary Relocation								
Description:	IDIS Project #: UOG Code: CA62292 MODESTO							
Funds will provide for any necessary costs of temporarily relocating an individual or household who must vacate their dwelling while it is undergoing rehabilitation through one of the Housing Rehabilitation Program.								
Location:	Priority Need Category							
City of Modesto, 1010 Tenth Street, Modesto, CA 95354	Select one: Owner Occupied Housing ▼							
community-wide National Objective: LMH	Explanation:							
Expected Completion Date:	Funding will address owner occupied housing, as well as rental housing.							
On Going								
Objective Category	Specific Objectives							
<input checked="" type="radio"/> Decent Housing <input type="radio"/> Suitable Living Environment <input type="radio"/> Economic Opportunity	1. Improve the quality of owner housing ▼							
	2. Improve the quality of affordable rental housing ▼							
	3. ▼							
Outcome Categories								
<input checked="" type="checkbox"/> Availability/Accessibility <input type="checkbox"/> Affordability <input type="checkbox"/> Sustainability								
Project-level Accomplishments	Accompl. Type: ▼	Proposed			Accompl. Type: ▼	Proposed		
		Underway				Underway		
		Complete				Complete		
	FY 2010-2011				FY 2013-2014			
	Accompl. Type: ▼	Proposed			Accompl. Type: ▼	Proposed		
		Underway				Underway		
		Complete				Complete		
	FY 2011-2012				FY 2014-2015			
	Accompl. Type: ▼	Proposed			Accompl. Type: ▼	Proposed		
		Underway				Underway		
		Complete				Complete		
	FY 2012-2013							
Proposed Outcome		Performance Measure		Actual Outcome				
Provide temporary housing to households during rehab activities		Number of households served						
08 Relocation 570.201(i) ▼				Matrix Codes ▼				
Matrix Codes ▼				Matrix Codes ▼				
Matrix Codes ▼				Matrix Codes ▼				
Program Year 1	CDBG ▼	Proposed Amt.	\$5,000.00	Carryover Funds	Fund Source: ▼	Proposed Amt.	\$0.00	
		Actual Amount	\$0.00			Actual Amount	\$0.00	
	Fund Source: ▼	Proposed Amt.	\$0.00			Fund Source: ▼	Proposed Amt.	\$0.00
		Actual Amount	\$0.00				Actual Amount	\$0.00
	04 Households ▼	Proposed Units	2			Accompl. Type: ▼	Proposed Units	0
		Actual Units	0				Actual Units	0
	Accompl. Type: ▼	Proposed Units	0			Accompl. Type: ▼	Proposed Units	0
		Actual Units	0				Actual Units	0

Program Year 2	CDBG	▼	Proposed Amt.		Fund Source:	▼	Proposed Amt.	
			Actual Amount				Actual Amount	
	Fund Source:	▼	Proposed Amt.		Fund Source:	▼	Proposed Amt.	
			Actual Amount				Actual Amount	
	10 Housing Units	▼	Proposed Units		Accompl. Type:	▼	Proposed Units	
			Actual Units				Actual Units	
	Accompl. Type:	▼	Proposed Units		Accompl. Type:	▼	Proposed Units	
			Actual Units				Actual Units	
Program Year 3	CDBG	▼	Proposed Amt.		Fund Source:	▼	Proposed Amt.	
			Actual Amount				Actual Amount	
	Fund Source:	▼	Proposed Amt.		Fund Source:	▼	Proposed Amt.	
			Actual Amount				Actual Amount	
	04 Households	▼	Proposed Units		Accompl. Type:	▼	Proposed Units	
			Actual Units				Actual Units	
	Accompl. Type:	▼	Proposed Units		Accompl. Type:	▼	Proposed Units	
			Actual Units				Actual Units	
Program Year 4	CDBG	▼	Proposed Amt.		Fund Source:	▼	Proposed Amt.	
			Actual Amount				Actual Amount	
	Fund Source:	▼	Proposed Amt.		Fund Source:	▼	Proposed Amt.	
			Actual Amount				Actual Amount	
	04 Households	▼	Proposed Units		Accompl. Type:	▼	Proposed Units	
			Actual Units				Actual Units	
	Accompl. Type:	▼	Proposed Units		Accompl. Type:	▼	Proposed Units	
			Actual Units				Actual Units	
Program Year 5	CDBG	▼	Proposed Amt.		Fund Source:	▼	Proposed Amt.	
			Actual Amount				Actual Amount	
	Fund Source:	▼	Proposed Amt.		Fund Source:	▼	Proposed Amt.	
			Actual Amount				Actual Amount	
	04 Households	▼	Proposed Units		Accompl. Type:	▼	Proposed Units	
			Actual Units				Actual Units	
	Accompl. Type:	▼	Proposed Units		Accompl. Type:	▼	Proposed Units	
			Actual Units				Actual Units	

Project Name: Housing Rehabilitation Administration								
Description:	IDIS Project #: UOG Code: CA62292 MODESTO							
Funding for staffing, services, and supplies necessary to provide technical support and oversight of the City's Housing Rehabilitation Programs, including environmental reviews. This includes inspections and guidance provided by the Housing Rehabilitation Specialists, and loan administration provided by the Housing Financial Specialist. (Accomplishments will be included in specific rehabilitation activities.)								
Location: City of Modesto, 1010 Tenth Street, Modesto, CA 95354	Priority Need Category Select one: Planning/Administration ▼							
National Objective: N/A	Explanation:							
Expected Completion Date: On Going	Housing Rehabilitation Administration includes: - Loan Application & Portfolio Processing - Rehabilitation Technical Assistance Inspections & Services - Environmental Review Services - Housing Rehabilitation Administration							
Objective Category <input type="radio"/> Decent Housing <input type="radio"/> Suitable Living Environment <input type="radio"/> Economic Opportunity	Specific Objectives							
Outcome Categories <input type="checkbox"/> Availability/Accessibility <input type="checkbox"/> Affordability <input type="checkbox"/> Sustainability	1, _____ ▼ 2, _____ ▼ 3, _____ ▼							
Project-level Accomplishments	Accompl. Type: ▼ Proposed Underway Complete	FY 2010-2011	Accompl. Type: ▼ Proposed Underway Complete	FY 2013-2014				
	Accompl. Type: ▼ Proposed Underway Complete	FY 2011-2012	Accompl. Type: ▼ Proposed Underway Complete	FY 2014-2015				
	Accompl. Type: ▼ Proposed Underway Complete	FY 2012-2013	Accompl. Type: ▼ Proposed Underway Complete					
	Proposed Outcome		Performance Measure		Actual Outcome			
	14H Rehabilitation Administration 570.202 ▼		Matrix Codes ▼		Matrix Codes ▼			
	Matrix Codes ▼		Matrix Codes ▼		Matrix Codes ▼			
	Matrix Codes ▼		Matrix Codes ▼		Matrix Codes ▼			
	Program Year 1	CDBG ▼	Proposed Amt.	\$414,264.00	Carryover Funds	Fund Source: ▼	Proposed Amt.	\$0.00
			Actual Amount	\$0.00			Actual Amount	\$0.00
Fund Source: ▼		Proposed Amt.	\$0.00	Fund Source: ▼		Proposed Amt.	\$0.00	
		Actual Amount	\$0.00			Actual Amount	\$0.00	
Accompl. Type: ▼		Proposed Units	0	Accompl. Type: ▼		Proposed Units	0	
		Actual Units	0			Actual Units	0	
Accompl. Type: ▼		Proposed Units	0	Accompl. Type: ▼		Proposed Units	0	
		Actual Units	0			Actual Units	0	

Program Year 2	CDBG	▼	Proposed Amt.		Fund Source:	▼	Proposed Amt.	
			Actual Amount				Actual Amount	
	Fund Source:	▼	Proposed Amt.		Fund Source:	▼	Proposed Amt.	
			Actual Amount				Actual Amount	
	Accompl. Type:	▼	Proposed Units		Accompl. Type:	▼	Proposed Units	
			Actual Units				Actual Units	
	Accompl. Type:	▼	Proposed Units		Accompl. Type:	▼	Proposed Units	
			Actual Units				Actual Units	
Program Year 3	CDBG	▼	Proposed Amt.		Fund Source:	▼	Proposed Amt.	
			Actual Amount				Actual Amount	
	Fund Source:	▼	Proposed Amt.		Fund Source:	▼	Proposed Amt.	
			Actual Amount				Actual Amount	
	Accompl. Type:	▼	Proposed Units		Accompl. Type:	▼	Proposed Units	
			Actual Units				Actual Units	
	Accompl. Type:	▼	Proposed Units		Accompl. Type:	▼	Proposed Units	
			Actual Units				Actual Units	
Program Year 4	CDBG	▼	Proposed Amt.		Fund Source:	▼	Proposed Amt.	
			Actual Amount				Actual Amount	
	Fund Source:	▼	Proposed Amt.		Fund Source:	▼	Proposed Amt.	
			Actual Amount				Actual Amount	
	Accompl. Type:	▼	Proposed Units		Accompl. Type:	▼	Proposed Units	
			Actual Units				Actual Units	
	Accompl. Type:	▼	Proposed Units		Accompl. Type:	▼	Proposed Units	
			Actual Units				Actual Units	
Program Year 5	CDBG	▼	Proposed Amt.		Fund Source:	▼	Proposed Amt.	
			Actual Amount				Actual Amount	
	Fund Source:	▼	Proposed Amt.		Fund Source:	▼	Proposed Amt.	
			Actual Amount				Actual Amount	
	Accompl. Type:	▼	Proposed Units		Accompl. Type:	▼	Proposed Units	
			Actual Units				Actual Units	
	Accompl. Type:	▼	Proposed Units		Accompl. Type:	▼	Proposed Units	
			Actual Units				Actual Units	

Project Name: NRSA - General								
Description:	IDIS Project #: UOG Code: CA62292 MODESTO							
Neighborhood Revitalization Strategy (NRS) to: - Implement the Housing Rehabilitation Programs in phased approach - Provide economic development technical assistance to businesses in the area - Provide support through public services - Support a communit								
Location:	Priority Need Category							
City of Modesto, 1010 Tenth Street, Modesto, CA 95354 community-wide National Objective: LMA	Select one: Other							
Expected Completion Date:	Explanation:							
On Going								
Objective Category <input type="radio"/> Decent Housing <input checked="" type="radio"/> Suitable Living Environment <input type="radio"/> Economic Opportunity	Specific Objectives							
Outcome Categories <input type="checkbox"/> Availability/Accessibility <input type="checkbox"/> Affordability <input checked="" type="checkbox"/> Sustainability	1. Improve economic opportunities for low-income persons 2. Improve quality / increase quantity of public improvements for lower income persons 3. Improve the services for low/mod income persons							
Project-level Accomplishments	FY 2010-2011 Accompl. Type: Proposed Underway Complete	FY 2013-2014 Accompl. Type: Proposed Underway Complete						
	FY 2011-2012 Accompl. Type: Proposed Underway Complete	FY 2014-2015 Accompl. Type: Proposed Underway Complete						
	FY 2012-2013 Accompl. Type: Proposed Underway Complete	Accompl. Type: Proposed Underway Complete						
	Proposed Outcome		Performance Measure	Actual Outcome				
	Improve living conditions in a neighborhood		Number of projects completed					
	03 Public Facilities and Improvements (General) 570.201(c)		Matrix Codes					
	Matrix Codes		Matrix Codes					
	Matrix Codes		Matrix Codes					
	Program Year 1	CDBG	Proposed Amt.	\$243,305.00	Carryover Funds	Fund Source:	Proposed Amt.	\$0.00
			Actual Amount	\$0.00			Actual Amount	\$0.00
		Fund Source:	Proposed Amt.	\$0.00		Fund Source:	Proposed Amt.	\$391,876.00
			Actual Amount	\$0.00		RLF	Actual Amount	\$0.00
Other		Proposed Units	0	01 People		Proposed Units	0	
		Actual Units	0			Actual Units	0	
Accompl. Type:		Proposed Units	0	Accompl. Type:		Proposed Units	0	
		Actual Units	0			Actual Units	0	

Program Year 2	CDBG	▼	Proposed Amt.		Fund Source:	▼	Proposed Amt.	
	Reprogram		Actual Amount				Actual Amount	
	Fund Source:	▼	Proposed Amt.		Fund Source:	▼	Proposed Amt.	
			Actual Amount				Actual Amount	
	11 Public Facilities	▼	Proposed Units		Accompl. Type:	▼	Proposed Units	
			Actual Units				Actual Units	
	Accompl. Type:	▼	Proposed Units		Accompl. Type:	▼	Proposed Units	
			Actual Units				Actual Units	
Program Year 3	Fund Source:	▼	Proposed Amt.		Fund Source:	▼	Proposed Amt.	
			Actual Amount				Actual Amount	
	CDBG	▼	Proposed Amt.		Fund Source:	▼	Proposed Amt.	
	RLF		Actual Amount				Actual Amount	
	Accompl. Type:	▼	Proposed Units		Accompl. Type:	▼	Proposed Units	
			Actual Units				Actual Units	
	11 Public Facilities	▼	Proposed Units		Accompl. Type:	▼	Proposed Units	
			Actual Units				Actual Units	
Program Year 4	Fund Source:	▼	Proposed Amt.		Fund Source:	▼	Proposed Amt.	
			Actual Amount				Actual Amount	
	Fund Source:	▼	Proposed Amt.		Fund Source:	▼	Proposed Amt.	
			Actual Amount				Actual Amount	
	Accompl. Type:	▼	Proposed Units		Accompl. Type:	▼	Proposed Units	
			Actual Units				Actual Units	
	Accompl. Type:	▼	Proposed Units		Accompl. Type:	▼	Proposed Units	
			Actual Units				Actual Units	
Program Year 5	Fund Source:	▼	Proposed Amt.		Fund Source:	▼	Proposed Amt.	
			Actual Amount				Actual Amount	
	CDBG	▼	Proposed Amt.		Fund Source:	▼	Proposed Amt.	
	RLF		Actual Amount				Actual Amount	
	Accompl. Type:	▼	Proposed Units		Accompl. Type:	▼	Proposed Units	
			Actual Units				Actual Units	
	11 Public Facilities	▼	Proposed Units		Accompl. Type:	▼	Proposed Units	
			Actual Units				Actual Units	

Project Name: NRSA - Empire Street Project							
Description:	IDIS Project #: UOG Code: CA62292 MODESTO						
Neighborhood Revitalization Strategy Project: Empire Street Capital Improvement Project Street widening of Empire Avenue from Monterey Avenue to Hillside Drive. The street is adjacent to Orville Wright School. This project will include street paving, curbs, sidewalks, gutter catch basins, a fire hydrant and street lights.							
Location: City of Modesto, 1010 Tenth Street, Modesto, CA 95354 community-wide National Objective: LMA	Priority Need Category Select one: Other ▼ Explanation:						
Expected Completion Date: On Going	Specific Objectives 1, Improve the quality of owner housing ▼ 2, ▼ 3, ▼						
Objective Category <input type="radio"/> Decent Housing <input checked="" type="radio"/> Suitable Living Environment <input type="radio"/> Economic Opportunity							
Outcome Categories <input type="checkbox"/> Availability/Accessibility <input type="checkbox"/> Affordability <input checked="" type="checkbox"/> Sustainability							
Project-level Accomplishments	Accompl. Type: ▼ Proposed Underway Complete	FY 2010-2011	Accompl. Type: ▼ Proposed Underway Complete	FY 2013-2014			
	Accompl. Type: ▼ Proposed Underway Complete	FY 2011-2012	Accompl. Type: ▼ Proposed Underway Complete	FY 2014-2015			
	Accompl. Type: ▼ Proposed Underway Complete	FY 2012-2013	Accompl. Type: ▼ Proposed Underway Complete				
	Proposed Outcome		Performance Measure		Actual Outcome		
	Improve living conditions in a neighborhood		CIP completed				
	03K Street Improvements 570.201(c) ▼		Matrix Codes ▼				
	Matrix Codes ▼		Matrix Codes ▼				
	Matrix Codes ▼		Matrix Codes ▼				
	Program Year 1	CDBG ▼	Proposed Amt.	\$0.00	Carryover Funds	Fund Source: ▼	Proposed Amt.
		Actual Amount	\$0.00			Actual Amount	\$0.00
Fund Source: ▼		Proposed Amt.	\$0.00	Fund Source: ▼		Proposed Amt.	\$400,000.00
		Actual Amount	\$0.00	RLF		Actual Amount	\$0.00
Other ▼		Proposed Units	0	Other ▼		Proposed Units	1
		Actual Units	0			Actual Units	0
Accompl. Type: ▼		Proposed Units	0	Accompl. Type: ▼		Proposed Units	0
		Actual Units	0			Actual Units	0

Program Year 2	CDBG	▼	Proposed Amt.		Fund Source:	▼	Proposed Amt.	
	Reprogram		Actual Amount				Actual Amount	
	Fund Source:	▼	Proposed Amt.		Fund Source:	▼	Proposed Amt.	
			Actual Amount				Actual Amount	
	11 Public Facilities	▼	Proposed Units		Accompl. Type:	▼	Proposed Units	
			Actual Units				Actual Units	
	Accompl. Type:	▼	Proposed Units		Accompl. Type:	▼	Proposed Units	
			Actual Units				Actual Units	
Program Year 3	Fund Source:	▼	Proposed Amt.		Fund Source:	▼	Proposed Amt.	
			Actual Amount				Actual Amount	
	CDBG	▼	Proposed Amt.		Fund Source:	▼	Proposed Amt.	
	RLF		Actual Amount				Actual Amount	
	Accompl. Type:	▼	Proposed Units		Accompl. Type:	▼	Proposed Units	
			Actual Units				Actual Units	
	11 Public Facilities	▼	Proposed Units		Accompl. Type:	▼	Proposed Units	
			Actual Units				Actual Units	
Program Year 4	Fund Source:	▼	Proposed Amt.		Fund Source:	▼	Proposed Amt.	
			Actual Amount				Actual Amount	
	Fund Source:	▼	Proposed Amt.		Fund Source:	▼	Proposed Amt.	
			Actual Amount				Actual Amount	
	Accompl. Type:	▼	Proposed Units		Accompl. Type:	▼	Proposed Units	
			Actual Units				Actual Units	
	Accompl. Type:	▼	Proposed Units		Accompl. Type:	▼	Proposed Units	
			Actual Units				Actual Units	
Program Year 5	Fund Source:	▼	Proposed Amt.		Fund Source:	▼	Proposed Amt.	
			Actual Amount				Actual Amount	
	CDBG	▼	Proposed Amt.		Fund Source:	▼	Proposed Amt.	
	RLF		Actual Amount				Actual Amount	
	Accompl. Type:	▼	Proposed Units		Accompl. Type:	▼	Proposed Units	
			Actual Units				Actual Units	
	11 Public Facilities	▼	Proposed Units		Accompl. Type:	▼	Proposed Units	
			Actual Units				Actual Units	

Project Name: PFI - Accessibility at Public Facilities (Dryden)								
Description:	IDIS Project #: UOG Code: CA62292 MODESTO							
Funding for upgrades to Public Facilities to provide ADA accessibility features.								
Location: Enter location, address, zip codes, census tracks, or other elements that will help to identify the location of the project.	Priority Need Category Select one: Public Facilities ▼							
Expected Completion Date: On Going	Explanation: Provide funding to improve pathway to restroom facilities							
Objective Category <input type="radio"/> Decent Housing <input checked="" type="radio"/> Suitable Living Environment <input type="radio"/> Economic Opportunity	Specific Objectives							
Outcome Categories <input checked="" type="checkbox"/> Availability/Accessibility <input type="checkbox"/> Affordability <input type="checkbox"/> Sustainability	1, Improve quality / increase quantity of neighborhood facilities for low-income persons ▼ 2, ▼ 3, ▼							
Project-level Accomplishments	Accompl. Type: ▼ Proposed Underway Complete	FY 2010 - 2011	Accompl. Type: ▼ Proposed Underway Complete	FY 2013 - 2014				
	Accompl. Type: ▼ Proposed Underway Complete	FY 2011 - 2012	Accompl. Type: ▼ Proposed Underway Complete	Fy 2014 - 2015				
	Accompl. Type: ▼ Proposed Underway Complete	Fy 2012 - 2013	Accompl. Type: ▼ Proposed Underway Complete					
	Proposed Outcome		Performance Measure		Actual Outcome			
	Improve access to public facility		Number of pathways completed					
	03L Sidewalks 570.201(c) ▼		Matrix Codes ▼					
	Matrix Codes ▼		Matrix Codes ▼					
	Matrix Codes ▼		Matrix Codes ▼					
	Program Year 1	Fund Source: ▼	Proposed Amt.	\$0.00	Carryover Funds	CDBG ▼	Proposed Amt.	\$100,180.95
			Actual Amount	\$0.00			Actual Amount	\$0.00
		Fund Source: ▼	Proposed Amt.	\$0.00		Fund Source: ▼	Proposed Amt.	\$0.00
			Actual Amount	\$0.00			Actual Amount	\$0.00
Accompl. Type: ▼		Proposed Units	0	11 Public Facilitie: ▼		Proposed Units	1	
		Actual Units	0			Actual Units	0	
Accompl. Type: ▼		Proposed Units	0	Accompl. Type: ▼		Proposed Units	0	
		Actual Units	0			Actual Units	0	

Program Year 2	Fund Source: ▼	Proposed Amt.		Fund Source: ▼	Proposed Amt.	
		Actual Amount			Actual Amount	
	Fund Source: ▼	Proposed Amt.		Fund Source: ▼	Proposed Amt.	
		Actual Amount			Actual Amount	
	Accompl. Type: ▼	Proposed Units		Accompl. Type: ▼	Proposed Units	
		Actual Units			Actual Units	
	Accompl. Type: ▼	Proposed Units		Accompl. Type: ▼	Proposed Units	
		Actual Units			Actual Units	
Program Year 3	Fund Source: ▼	Proposed Amt.		Fund Source: ▼	Proposed Amt.	
		Actual Amount			Actual Amount	
	Fund Source: ▼	Proposed Amt.		Fund Source: ▼	Proposed Amt.	
		Actual Amount			Actual Amount	
	Accompl. Type: ▼	Proposed Units		Accompl. Type: ▼	Proposed Units	
		Actual Units			Actual Units	
	Accompl. Type: ▼	Proposed Units		Accompl. Type: ▼	Proposed Units	
		Actual Units			Actual Units	
Program Year 4	CDBG ▼	Proposed Amt.		Fund Source: ▼	Proposed Amt.	
		Actual Amount			Actual Amount	
	Fund Source: ▼	Proposed Amt.		Fund Source: ▼	Proposed Amt.	
		Actual Amount			Actual Amount	
	11 Public Facilities ▼	Proposed Units		Accompl. Type: ▼	Proposed Units	
		Actual Units			Actual Units	
	Accompl. Type: ▼	Proposed Units		Accompl. Type: ▼	Proposed Units	
		Actual Units			Actual Units	
Program Year 5	Fund Source: ▼	Proposed Amt.		Fund Source: ▼	Proposed Amt.	
		Actual Amount			Actual Amount	
	Fund Source: ▼	Proposed Amt.		Fund Source: ▼	Proposed Amt.	
		Actual Amount			Actual Amount	
	11 Public Facilities ▼	Proposed Units		Accompl. Type: ▼	Proposed Units	
		Actual Units			Actual Units	
	Accompl. Type: ▼	Proposed Units		Accompl. Type: ▼	Proposed Units	
		Actual Units			Actual Units	

Project Name: PFI - ADA Accessibility Features - Park Sites								
Description:	IDIS Project #: UOG Code: CA62292 MODESTO							
Public Facility and Improvement (PFI) -								
Location: 3 local parks community-wide National Objective: LMA	Priority Need Category Select one: Public Facilities ▼ Explanation:							
Expected Completion Date:								
Objective Category <input type="radio"/> Decent Housing <input checked="" type="radio"/> Suitable Living Environment <input type="radio"/> Economic Opportunity	Specific Objectives							
Outcome Categories <input checked="" type="checkbox"/> Availability/Accessibility <input type="checkbox"/> Affordability <input type="checkbox"/> Sustainability	1, Improve quality / increase quantity of public improvements for lower income persons ▼ 2, ▼ 3, ▼							
Project-level Accomplishments	Accompl. Type: ▼ Proposed Underway Complete	FY 2010 - 2011	Accompl. Type: ▼ Proposed Underway Complete	FY 2013 - 2014				
	Accompl. Type: ▼ Proposed Underway Complete	FY 2011 - 2012	Accompl. Type: ▼ Proposed Underway Complete	Fy 2014 - 2015				
	Accompl. Type: ▼ Proposed Underway Complete	FY 2012 - 2013	Accompl. Type: ▼ Proposed Underway Complete					
	Proposed Outcome		Performance Measure		Actual Outcome			
	Improve accessibility		Number of facilities completed					
	03F Parks, Recreational Facilities 570.201(c) ▼		Matrix Codes ▼					
	Matrix Codes ▼		Matrix Codes ▼					
	Matrix Codes ▼		Matrix Codes ▼					
	Program Year 1	Fund Source: ▼	Proposed Amt.	\$0.00	Carryover Funds	CDBG ▼	Proposed Amt.	\$298,725.00
			Actual Amount	\$0.00			Actual Amount	\$0.00
		Fund Source: ▼	Proposed Amt.	\$0.00		Fund Source: ▼	Proposed Amt.	\$0.00
			Actual Amount	\$0.00			Actual Amount	\$0.00
11 Public Facilities: ▼		Proposed Units	0	11 Public Facilities: ▼		Proposed Units	3	
		Actual Units	0			Actual Units	0	
Accompl. Type: ▼		Proposed Units	0	Accompl. Type: ▼		Proposed Units	0	
		Actual Units	0			Actual Units	0	

Program Year 2	Fund Source: ▼	Proposed Amt.		Fund Source: ▼	Proposed Amt.	
		Actual Amount			Actual Amount	
	Fund Source: ▼	Proposed Amt.		Fund Source: ▼	Proposed Amt.	
		Actual Amount			Actual Amount	
	Accompl. Type: ▼	Proposed Units		Accompl. Type: ▼	Proposed Units	
		Actual Units			Actual Units	
	Accompl. Type: ▼	Proposed Units		Accompl. Type: ▼	Proposed Units	
		Actual Units			Actual Units	
Program Year 3	Fund Source: ▼	Proposed Amt.		Fund Source: ▼	Proposed Amt.	
		Actual Amount			Actual Amount	
	Fund Source: ▼	Proposed Amt.		Fund Source: ▼	Proposed Amt.	
		Actual Amount			Actual Amount	
	Accompl. Type: ▼	Proposed Units		Accompl. Type: ▼	Proposed Units	
		Actual Units			Actual Units	
	Accompl. Type: ▼	Proposed Units		Accompl. Type: ▼	Proposed Units	
		Actual Units			Actual Units	
Program Year 4	Fund Source: ▼	Proposed Amt.		Fund Source: ▼	Proposed Amt.	
		Actual Amount			Actual Amount	
	Fund Source: ▼	Proposed Amt.		Fund Source: ▼	Proposed Amt.	
		Actual Amount			Actual Amount	
	Accompl. Type: ▼	Proposed Units		Accompl. Type: ▼	Proposed Units	
		Actual Units			Actual Units	
	Accompl. Type: ▼	Proposed Units		Accompl. Type: ▼	Proposed Units	
		Actual Units			Actual Units	
Program Year 5	Fund Source: ▼	Proposed Amt.		Fund Source: ▼	Proposed Amt.	
		Actual Amount			Actual Amount	
	Fund Source: ▼	Proposed Amt.		Fund Source: ▼	Proposed Amt.	
		Actual Amount			Actual Amount	
	Accompl. Type: ▼	Proposed Units		Accompl. Type: ▼	Proposed Units	
		Actual Units			Actual Units	
	Accompl. Type: ▼	Proposed Units		Accompl. Type: ▼	Proposed Units	
		Actual Units			Actual Units	

Project Name: PFI - 1230 12th Street Retrofit							
Description:	IDIS Project #: UOG Code: CA62292 MODESTO						
Public Facility and Improvement (PFI) - 1230 12th Street Retrofit Funding will be provided for the retrofit of the building located at 1230 12th Street, to provide a One-Stop Shop for homeless services.							
Location:	Priority Need Category						
1230 12th Street Modesto, CA 95354 community-wide National Objective: LMC	Select one: Public Facilities ▼						
Expected Completion Date:	Explanation:						
Objective Category <input type="radio"/> Decent Housing <input checked="" type="radio"/> Suitable Living Environment <input type="radio"/> Economic Opportunity							
Outcome Categories <input type="checkbox"/> Availability/Accessibility <input type="checkbox"/> Affordability <input checked="" type="checkbox"/> Sustainability	Specific Objectives						
	1, Improve the services for low/mod income persons ▼						
	2, ▼						
	3, ▼						
Project-level Accomplishments	Accompl. Type: ▼ Proposed		Accompl. Type: ▼ Proposed				
	Underway		Underway				
	Complete		Complete				
	FY 2010 - 2011		FY 2013 - 2014				
	Accompl. Type: ▼ Proposed		Accompl. Type: ▼ Proposed				
	Underway		Underway				
	Complete		Complete				
	FY 2011 - 2012		FY 2014 - 2015				
	Accompl. Type: ▼ Proposed		Accompl. Type: ▼ Proposed				
	Underway		Underway				
	Complete		Complete				
	FY 2012 - 2013		Complete				
Proposed Outcome		Performance Measure		Actual Outcome			
Complete retrofit of this building		Number of facilities completed					
03 Public Facilities and Improvements (General) 570.201(c) ▼		Matrix Codes ▼					
Matrix Codes ▼		Matrix Codes ▼					
Matrix Codes ▼		Matrix Codes ▼					
Program Year 1	CDBG ▼	Proposed Amt.	\$0.00	Carryover Funds	CDBG ▼	Proposed Amt.	\$80,946.02
		Actual Amount	\$0.00			Actual Amount	\$0.00
	Fund Source: ▼	Proposed Amt.	\$0.00		CDBG ▼	Proposed Amt.	\$301,498.00
		Actual Amount	\$0.00			Actual Amount	\$0.00
	Accompl. Type: ▼	Proposed Units	0		11 Public Facility: ▼	Proposed Units	0.5
		Actual Units	0			Actual Units	0
	Accompl. Type: ▼	Proposed Units	0		11 Public Facility: ▼	Proposed Units	0.5
		Actual Units	0			Actual Units	0

Program Year 2	Fund Source: ▼	Proposed Amt.		Fund Source: ▼	Proposed Amt.	
		Actual Amount			Actual Amount	
	Fund Source: ▼	Proposed Amt.		Fund Source: ▼	Proposed Amt.	
		Actual Amount			Actual Amount	
	Accompl. Type: ▼	Proposed Units		Accompl. Type: ▼	Proposed Units	
		Actual Units			Actual Units	
	Accompl. Type: ▼	Proposed Units		Accompl. Type: ▼	Proposed Units	
		Actual Units			Actual Units	
Program Year 3	Fund Source: ▼	Proposed Amt.		Fund Source: ▼	Proposed Amt.	
		Actual Amount			Actual Amount	
	Fund Source: ▼	Proposed Amt.		Fund Source: ▼	Proposed Amt.	
		Actual Amount			Actual Amount	
	Accompl. Type: ▼	Proposed Units		Accompl. Type: ▼	Proposed Units	
		Actual Units			Actual Units	
	Accompl. Type: ▼	Proposed Units		Accompl. Type: ▼	Proposed Units	
		Actual Units			Actual Units	
Program Year 4	Fund Source: ▼	Proposed Amt.		Fund Source: ▼	Proposed Amt.	
		Actual Amount			Actual Amount	
	Fund Source: ▼	Proposed Amt.		Fund Source: ▼	Proposed Amt.	
		Actual Amount			Actual Amount	
	Accompl. Type: ▼	Proposed Units		Accompl. Type: ▼	Proposed Units	
		Actual Units			Actual Units	
	Accompl. Type: ▼	Proposed Units		Accompl. Type: ▼	Proposed Units	
		Actual Units			Actual Units	
Program Year 5	Fund Source: ▼	Proposed Amt.		Fund Source: ▼	Proposed Amt.	
		Actual Amount			Actual Amount	
	Fund Source: ▼	Proposed Amt.		Fund Source: ▼	Proposed Amt.	
		Actual Amount			Actual Amount	
	Accompl. Type: ▼	Proposed Units		Accompl. Type: ▼	Proposed Units	
		Actual Units			Actual Units	
	Accompl. Type: ▼	Proposed Units		Accompl. Type: ▼	Proposed Units	
		Actual Units			Actual Units	

Project Name: PFI - Neighborhood Based Projects							
Description:	IDIS Project #: UOG Code: CA62292 MODESTO						
Public Facility and Improvement (PFI) - Neighborhood Based Projects Funds will provide grants up to carry out small beautification projects in low income census tracts.							
Location:	Priority Need Category						
City of Modesto, 1010 Tenth Street, Modesto, CA 95354	Select one: Public Facilities ▼						
community-wide National Objective: LMA	Explanation:						
Expected Completion Date:							
On Going							
Objective Category							
<input type="radio"/> Decent Housing							
<input checked="" type="radio"/> Suitable Living Environment							
<input type="radio"/> Economic Opportunity							
Specific Objectives							
Outcome Categories	1, Improve quality / increase quantity of public improvements for lower income persons ▼						
<input type="checkbox"/> Availability/Accessibility	2, ▼						
<input type="checkbox"/> Affordability	3, ▼						
<input checked="" type="checkbox"/> Sustainability							
Project-level Accomplishments	Accompl. Type: ▼ Proposed		Accompl. Type: ▼ Proposed				
	Underway		Underway				
	Complete		Complete				
	FY 2010 - 2011		FY 2013 - 2014				
	Accompl. Type: ▼ Proposed		Accompl. Type: ▼ Proposed				
	Underway		Underway				
	Complete		Complete				
	Fy 2011 - 2012		FY 2014 - 2015				
	Accompl. Type: ▼ Proposed		Accompl. Type: ▼ Proposed				
	Underway		Underway				
	Complete		Complete				
	FY 2012 - 2013						
Proposed Outcome		Performance Measure		Actual Outcome			
Improve quality of Public Facilities		Number of facilities completed					
03 Public Facilities and Improvements (General) 570.201(c) ▼		Matrix Codes ▼		Matrix Codes ▼			
Matrix Codes ▼		Matrix Codes ▼		Matrix Codes ▼			
Matrix Codes ▼		Matrix Codes ▼		Matrix Codes ▼			
Program Year 1	Fund Source: ▼	Proposed Amt.	\$0.00	Carryover Funds	CDBG ▼	Proposed Amt.	\$4,200.00
		Actual Amount	\$0.00		PY Funding	Actual Amount	\$0.00
	Fund Source: ▼	Proposed Amt.	\$0.00		Fund Source: ▼	Proposed Amt.	\$0.00
		Actual Amount	\$0.00			Actual Amount	\$0.00
	Accompl. Type: ▼	Proposed Units	0		11 Public Facilitie: ▼	Proposed Units	2
		Actual Units	0			Actual Units	0
	Accompl. Type: ▼	Proposed Units	0		Accompl. Type: ▼	Proposed Units	0
		Actual Units	0			Actual Units	0

Program Year 2	Fund Source: ▼	Proposed Amt.		Fund Source: ▼	Proposed Amt.	
		Actual Amount			Actual Amount	
	Fund Source: ▼	Proposed Amt.		Fund Source: ▼	Proposed Amt.	
		Actual Amount			Actual Amount	
	Accompl. Type: ▼	Proposed Units		Accompl. Type: ▼	Proposed Units	
		Actual Units			Actual Units	
	Accompl. Type: ▼	Proposed Units		Accompl. Type: ▼	Proposed Units	
		Actual Units			Actual Units	
Program Year 3	CDBG ▼	Proposed Amt.	\$0.00	Fund Source: ▼	Proposed Amt.	
		Actual Amount	\$0.00		Actual Amount	
	Fund Source: ▼	Proposed Amt.		Fund Source: ▼	Proposed Amt.	
		Actual Amount			Actual Amount	
	Other ▼	Proposed Units	0	Accompl. Type: ▼	Proposed Units	
		Actual Units	0		Actual Units	
	Accompl. Type: ▼	Proposed Units		Accompl. Type: ▼	Proposed Units	
		Actual Units			Actual Units	
Program Year 4	CDBG ▼	Proposed Amt.	\$0.00	Fund Source: ▼	Proposed Amt.	
		Actual Amount			Actual Amount	
	Fund Source: ▼	Proposed Amt.		Fund Source: ▼	Proposed Amt.	
		Actual Amount			Actual Amount	
	Other ▼	Proposed Units	0	Accompl. Type: ▼	Proposed Units	
		Actual Units			Actual Units	
	Accompl. Type: ▼	Proposed Units		Accompl. Type: ▼	Proposed Units	
		Actual Units			Actual Units	
Program Year 5	Fund Source: ▼	Proposed Amt.		Fund Source: ▼	Proposed Amt.	
		Actual Amount			Actual Amount	
	Fund Source: ▼	Proposed Amt.		Fund Source: ▼	Proposed Amt.	
		Actual Amount			Actual Amount	
	Accompl. Type: ▼	Proposed Units		Accompl. Type: ▼	Proposed Units	
		Actual Units			Actual Units	
	Accompl. Type: ▼	Proposed Units		Accompl. Type: ▼	Proposed Units	
		Actual Units			Actual Units	

Project Name: PFI - Water Tower Removal							
Description:	IDIS Project #: UOG Code: CA62292 MODESTO						
Public Facility and Improvement (PFI) - Water Tower Removal Remove water tower. It is no longer in use as it was deemed not able to withstand the impact of a major earthquake							
Location:	Priority Need Category						
17 Street & G Street Modesto, CA 95354 community-wide National Objective: LMA	Select one: Public Facilities ▼						
Expected Completion Date:	Explanation:						
6/30/2010	Funding will be provided to remove the water tower that is no longer in use.						
Objective Category <input type="radio"/> Decent Housing <input checked="" type="radio"/> Suitable Living Environment <input type="radio"/> Economic Opportunity	Specific Objectives						
Outcome Categories <input type="checkbox"/> Availability/Accessibility <input type="checkbox"/> Affordability <input checked="" type="checkbox"/> Sustainability	1, Improve quality / increase quantity of public improvements for lower income persons ▼ 2, ▼ 3, ▼						
Project-level Accomplishments	Accompl. Type: ▼ Proposed			Accompl. Type: ▼ Proposed			
		Underway			Underway		
	FY 2010 - 2011	Complete		FY 2013 - 2014	Complete		
	Accompl. Type: ▼ Proposed			Accompl. Type: ▼ Proposed			
		Underway			Underway		
	FY 2011 - 2012	Complete		FY 2014 - 2015	Complete		
	Accompl. Type: ▼ Proposed			Accompl. Type: ▼ Proposed			
		Underway			Underway		
	Fy 2012 - 2013	Complete	0		Complete		
Proposed Outcome	Performance Measure	Actual Outcome					
Improve accessibility	Number of facilities completed						
04 Clearance and Demolition 570.201(d) ▼	Matrix Codes ▼	Matrix Codes ▼					
Matrix Codes ▼	Matrix Codes ▼	Matrix Codes ▼					
Matrix Codes ▼	Matrix Codes ▼	Matrix Codes ▼					
Program Year 1	CDBG ▼	Proposed Amt.	\$0.00	Carryover Funds	CDBG ▼	Proposed Amt.	\$135,000.00
		Actual Amount	\$0.00		Y Funding	Actual Amount	\$0.00
	Fund Source: ▼	Proposed Amt.	\$0.00		Fund Source: ▼	Proposed Amt.	\$0.00
		Actual Amount	\$0.00			Actual Amount	\$0.00
	Accompl. Type: ▼	Proposed Units	0		11 Public Facility: ▼	Proposed Units	1
		Actual Units	0			Actual Units	0
	Accompl. Type: ▼	Proposed Units	0		Accompl. Type: ▼	Proposed Units	0
		Actual Units	0			Actual Units	0

Program Year 2	Fund Source: ▼	Proposed Amt.		Fund Source: ▼	Proposed Amt.	
		Actual Amount			Actual Amount	
	Fund Source: ▼	Proposed Amt.		Fund Source: ▼	Proposed Amt.	
		Actual Amount			Actual Amount	
	Accompl. Type: ▼	Proposed Units		Accompl. Type: ▼	Proposed Units	
		Actual Units			Actual Units	
	Accompl. Type: ▼	Proposed Units		Accompl. Type: ▼	Proposed Units	
		Actual Units			Actual Units	
Program Year 3	Fund Source: ▼	Proposed Amt.		Fund Source: ▼	Proposed Amt.	
		Actual Amount			Actual Amount	
	Fund Source: ▼	Proposed Amt.		Fund Source: ▼	Proposed Amt.	
		Actual Amount			Actual Amount	
	Accompl. Type: ▼	Proposed Units		Accompl. Type: ▼	Proposed Units	
		Actual Units			Actual Units	
	Accompl. Type: ▼	Proposed Units		Accompl. Type: ▼	Proposed Units	
		Actual Units			Actual Units	
Program Year 4	Fund Source: ▼	Proposed Amt.		Fund Source: ▼	Proposed Amt.	
		Actual Amount			Actual Amount	
	Fund Source: ▼	Proposed Amt.		Fund Source: ▼	Proposed Amt.	
		Actual Amount			Actual Amount	
	Accompl. Type: ▼	Proposed Units		Accompl. Type: ▼	Proposed Units	
		Actual Units			Actual Units	
	Accompl. Type: ▼	Proposed Units		Accompl. Type: ▼	Proposed Units	
		Actual Units			Actual Units	
Program Year 5	Fund Source: ▼	Proposed Amt.		Fund Source: ▼	Proposed Amt.	
		Actual Amount			Actual Amount	
	Fund Source: ▼	Proposed Amt.		Fund Source: ▼	Proposed Amt.	
		Actual Amount			Actual Amount	
	Accompl. Type: ▼	Proposed Units		Accompl. Type: ▼	Proposed Units	
		Actual Units			Actual Units	
	Accompl. Type: ▼	Proposed Units		Accompl. Type: ▼	Proposed Units	
		Actual Units			Actual Units	

Project Name: PFI - Accessibility Access (KKMC)							
Description:	IDIS Project #: UOG Code: CA62292 MODESTO						
Public Facility and Improvement (PFI) - King Kennedy Memorial Center (KKMC) This project will create a safe accessible route from KKMC along MID lateral to a neighboring school.							
Location:	Priority Need Category						
601 South Martin Luther King Drive, Modesto, CA 95354	Select one: Public Facilities ▼						
community-wide National Objective: LMA	Explanation:						
Expected Completion Date:	This project will create a safe accessible route from KKMC along MID lateral to a neighboring school.						
Objective Category	Specific Objectives						
<input type="radio"/> Decent Housing	1. Improve quality / increase quantity of public improvements for lower income persons ▼						
<input checked="" type="radio"/> Suitable Living Environment	2. ▼						
<input type="radio"/> Economic Opportunity	3. ▼						
Outcome Categories							
<input type="checkbox"/> Availability/Accessibility							
<input type="checkbox"/> Affordability							
<input checked="" type="checkbox"/> Sustainability							
Project-level Accomplishments	Accompl. Type: ▼ Proposed		Accompl. Type: ▼ Proposed				
	Underway		Underway				
	Complete		Complete				
	FY 2010 - 2011		FY 2013 - 2014				
	Accompl. Type: ▼ Proposed		Accompl. Type: ▼ Proposed				
	Underway		Underway				
	Complete		Complete				
	FY 2011 - 2012		FY 2014 - 2015				
	Accompl. Type: ▼ Proposed		Accompl. Type: ▼ Proposed				
	Underway		Underway				
	Complete		Complete				
	FY 2012 - 2013						
Proposed Outcome		Performance Measure		Actual Outcome			
Better use of sidewalk		Number of Pathways Completed					
03L Sidewalks 570.201(c) ▼		Matrix Codes ▼					
Matrix Codes ▼		Matrix Codes ▼					
Matrix Codes ▼		Matrix Codes ▼					
Program Year 1	Fund Source: ▼	Proposed Amt.	\$0.00	Carryover Funds	CDBG ▼	Proposed Amt.	\$40,000.00
		Actual Amount	\$0.00		PY Funding	Actual Amount	\$0.00
	Fund Source: ▼	Proposed Amt.	\$0.00		Fund Source: ▼	Proposed Amt.	\$0.00
		Actual Amount	\$0.00			Actual Amount	\$0.00
	Accompl. Type: ▼	Proposed Units	0		11 Public Facilitie: ▼	Proposed Units	1
		Actual Units	0			Actual Units	0
	Accompl. Type: ▼	Proposed Units	0		Accompl. Type: ▼	Proposed Units	0
		Actual Units	0			Actual Units	0

Program Year 2	Fund Source: ▼	Proposed Amt.		Fund Source: ▼	Proposed Amt.	
		Actual Amount			Actual Amount	
	Fund Source: ▼	Proposed Amt.		Fund Source: ▼	Proposed Amt.	
		Actual Amount			Actual Amount	
	Accompl. Type: ▼	Proposed Units		Accompl. Type: ▼	Proposed Units	
		Actual Units			Actual Units	
	Accompl. Type: ▼	Proposed Units		Accompl. Type: ▼	Proposed Units	
		Actual Units			Actual Units	
Program Year 3	Fund Source: ▼	Proposed Amt.		Fund Source: ▼	Proposed Amt.	
		Actual Amount			Actual Amount	
	Fund Source: ▼	Proposed Amt.		Fund Source: ▼	Proposed Amt.	
		Actual Amount			Actual Amount	
	Accompl. Type: ▼	Proposed Units		Accompl. Type: ▼	Proposed Units	
		Actual Units			Actual Units	
	Accompl. Type: ▼	Proposed Units		Accompl. Type: ▼	Proposed Units	
		Actual Units			Actual Units	
Program Year 4	Fund Source: ▼	Proposed Amt.		Fund Source: ▼	Proposed Amt.	
		Actual Amount			Actual Amount	
	Fund Source: ▼	Proposed Amt.		Fund Source: ▼	Proposed Amt.	
		Actual Amount			Actual Amount	
	Accompl. Type: ▼	Proposed Units		Accompl. Type: ▼	Proposed Units	
		Actual Units			Actual Units	
	Accompl. Type: ▼	Proposed Units		Accompl. Type: ▼	Proposed Units	
		Actual Units			Actual Units	
Program Year 5	Fund Source: ▼	Proposed Amt.		Fund Source: ▼	Proposed Amt.	
		Actual Amount			Actual Amount	
	Fund Source: ▼	Proposed Amt.		Fund Source: ▼	Proposed Amt.	
		Actual Amount			Actual Amount	
	Accompl. Type: ▼	Proposed Units		Accompl. Type: ▼	Proposed Units	
		Actual Units			Actual Units	
	Accompl. Type: ▼	Proposed Units		Accompl. Type: ▼	Proposed Units	
		Actual Units			Actual Units	

Project Name: PFI - Senior Center Restrooms								
Description:	IDIS Project #: UOG Code: CA62292 MODESTO							
A public meeting was held on April 2, 2009 at 5:30 PM. Comments received at the meeting included the concern of the restrooms within the Senior Citizen's Center. While they met the ADA standards in the 1980's; which is the last time any work was done on the building, they don't adequately meet the needs of the citizen's utilizing the building. There are some safety concerns and privacy issues. The Senior Center Foundation is hoping to leverage CDBG funding through a Capital Improvement Project to renovate the restrooms.								
Location: City of Modesto, 1010 Tenth Street, Modesto, CA 95354 community-wide National Objective: LMC	Priority Need Category Select one: Public Facilities ▼							
Expected Completion Date: 6/30/2010	Explanation: The restrooms don't adequately meet the needs of the citizens utilizing the Senior Center building. Explore a Capital Improvement Project to rehabilitate the restrooms at the Senior Citizen Center to address the special needs of those utilizing the facility.							
Objective Category <input type="radio"/> Decent Housing <input checked="" type="radio"/> Suitable Living Environment <input type="radio"/> Economic Opportunity	Specific Objectives							
Outcome Categories <input checked="" type="checkbox"/> Availability/Accessibility <input type="checkbox"/> Affordability <input type="checkbox"/> Sustainability	1, Improve quality / increase quantity of public improvements for lower income persons ▼ 2, ▼ 3, ▼							
Project-level Accomplishments	Accompl. Type: ▼ Proposed Underway Complete	FY 2010 - 2011	Accompl. Type: ▼ Proposed Underway Complete	FY 2013 - 2014				
	Accompl. Type: ▼ Proposed Underway Complete	FY 2011 - 2012	Accompl. Type: ▼ Proposed Underway Complete	FY 2014 - 2015				
	Accompl. Type: ▼ Proposed Underway Complete	FY 2012 - 2013	Accompl. Type: ▼ Proposed Underway Complete					
	Proposed Outcome		Performance Measure		Actual Outcome			
	Improve neighborhood quality of life and aesthetic		Number of projects completed					
	03A Senior Centers 570.201(c) ▼		Matrix Codes ▼					
	Matrix Codes ▼		Matrix Codes ▼					
	Matrix Codes ▼		Matrix Codes ▼					
	Program Year 1	Fund Source: ▼	Proposed Amt.		Carryover Funds	CDBG ▼	Proposed Amt.	\$30,000.00
			Actual Amount			PY Funding	Actual Amount	\$0.00
		Fund Source: ▼	Proposed Amt.			Fund Source: ▼	Proposed Amt.	\$0.00
			Actual Amount				Actual Amount	\$0.00
Accompl. Type: ▼		Proposed Units		11 Public Facilities: ▼		Proposed Units	1	
		Actual Units				Actual Units	0	
Accompl. Type: ▼		Proposed Units		Accompl. Type: ▼		Proposed Units	0	
		Actual Units				Actual Units	0	

Program Year 2	Fund Source: ▼	Proposed Amt.		Fund Source: ▼	Proposed Amt.	
		Actual Amount			Actual Amount	
	Fund Source: ▼	Proposed Amt.		Fund Source: ▼	Proposed Amt.	
		Actual Amount			Actual Amount	
	Accompl. Type: ▼	Proposed Units		Accompl. Type: ▼	Proposed Units	
		Actual Units			Actual Units	
	Accompl. Type: ▼	Proposed Units		Accompl. Type: ▼	Proposed Units	
		Actual Units			Actual Units	
Program Year 3	Fund Source: ▼	Proposed Amt.		Fund Source: ▼	Proposed Amt.	
		Actual Amount			Actual Amount	
	Fund Source: ▼	Proposed Amt.		Fund Source: ▼	Proposed Amt.	
		Actual Amount			Actual Amount	
	Accompl. Type: ▼	Proposed Units		Accompl. Type: ▼	Proposed Units	
		Actual Units			Actual Units	
	Accompl. Type: ▼	Proposed Units		Accompl. Type: ▼	Proposed Units	
		Actual Units			Actual Units	
Program Year 4	Fund Source: ▼	Proposed Amt.		Fund Source: ▼	Proposed Amt.	
		Actual Amount			Actual Amount	
	Fund Source: ▼	Proposed Amt.		Fund Source: ▼	Proposed Amt.	
		Actual Amount			Actual Amount	
	Accompl. Type: ▼	Proposed Units		Accompl. Type: ▼	Proposed Units	
		Actual Units			Actual Units	
	Accompl. Type: ▼	Proposed Units		Accompl. Type: ▼	Proposed Units	
		Actual Units			Actual Units	
Program Year 5	CDBG ▼	Proposed Amt.	\$0.00	Fund Source: ▼	Proposed Amt.	
		Actual Amount	\$0.00		Actual Amount	
	Fund Source: ▼	Proposed Amt.		Fund Source: ▼	Proposed Amt.	
		Actual Amount			Actual Amount	
	11 Public Facilities ▼	Proposed Units	0	Accompl. Type: ▼	Proposed Units	
		Actual Units			Actual Units	
	Accompl. Type: ▼	Proposed Units		Accompl. Type: ▼	Proposed Units	
		Actual Units			Actual Units	

Project Name: Code Enforcement - Neighborhood							
Description:	IDIS Project #: UOG Code: CA62292 MODESTO						
Funds are provided to cover City Code Enforcement Officers working in low-income census tracts , as well as support staff processing complaints, and addressing violations of the municipal code that contribute to slum and blight conditions.							
Location:	Priority Need Category						
City of Modesto, 1010 Tenth Street, Modesto, CA 95354	Select one: Other ▼						
community-wide National Objective: LMA	Explanation:						
Expected Completion Date:							
On Going							
Objective Category							
<input type="radio"/> Decent Housing							
<input checked="" type="radio"/> Suitable Living Environment							
<input type="radio"/> Economic Opportunity							
Outcome Categories	Specific Objectives						
<input type="checkbox"/> Availability/Accessibility	1 Improve the quality of affordable rental housing ▼						
<input type="checkbox"/> Affordability	2 Improve the quality of owner housing ▼						
<input checked="" type="checkbox"/> Sustainability	3, ▼						
Project-level Accomplishments	Accompl. Type: ▼	Proposed			Accompl. Type: ▼	Proposed	
		Underway				Underway	
		Complete				Complete	
	FY 2010-2011				FY 2013-2014		
	Accompl. Type: ▼	Proposed			Accompl. Type: ▼	Proposed	
		Underway				Underway	
		Complete				Complete	
	FY 2011-2012				FY 2014-2015		
	Accompl. Type: ▼	Proposed			Accompl. Type: ▼	Proposed	
		Underway				Underway	
		Complete				Complete	
	FY 2012-2013						
Proposed Outcome		Performance Measure		Actual Outcome			
Improve the quality & safety of low-income neighborhoods		Number of housing units brought up to code					
15 Code Enforcement 570.202(c) ▼				Matrix Codes ▼			
Matrix Codes ▼				Matrix Codes ▼			
Matrix Codes ▼				Matrix Codes ▼			
Program Year 1	CDBG ▼	Proposed Amt.	\$170,552.00	Carryover Funds	Fund Source: ▼	Proposed Amt.	\$0.00
		Actual Amount	\$0.00			Actual Amount	\$0.00
	Fund Source: ▼	Proposed Amt.	\$0.00		Fund Source: ▼	Proposed Amt.	\$0.00
		Actual Amount	\$0.00			Actual Amount	\$0.00
	10 Housing Units ▼	Proposed Units	1500		Accompl. Type: ▼	Proposed Units	0
		Actual Units	0			Actual Units	0
	Accompl. Type: ▼	Proposed Units	0		Accompl. Type: ▼	Proposed Units	0
		Actual Units	0			Actual Units	0

Program Year 2	CDBG	▼	Proposed Amt.		Fund Source:	▼	Proposed Amt.	
			Actual Amount				Actual Amount	
	Fund Source:	▼	Proposed Amt.		Fund Source:	▼	Proposed Amt.	
			Actual Amount				Actual Amount	
	10 Housing Units	▼	Proposed Units		Accompl. Type:	▼	Proposed Units	
			Actual Units				Actual Units	
	Accompl. Type:	▼	Proposed Units		Accompl. Type:	▼	Proposed Units	
			Actual Units				Actual Units	
Program Year 3	CDBG	▼	Proposed Amt.		Fund Source:	▼	Proposed Amt.	
			Actual Amount				Actual Amount	
	Fund Source:	▼	Proposed Amt.		Fund Source:	▼	Proposed Amt.	
			Actual Amount				Actual Amount	
	10 Housing Units	▼	Proposed Units		Accompl. Type:	▼	Proposed Units	
			Actual Units				Actual Units	
	Accompl. Type:	▼	Proposed Units		Accompl. Type:	▼	Proposed Units	
			Actual Units				Actual Units	
Program Year 4	CDBG	▼	Proposed Amt.		Fund Source:	▼	Proposed Amt.	
			Actual Amount				Actual Amount	
	Fund Source:	▼	Proposed Amt.		Fund Source:	▼	Proposed Amt.	
			Actual Amount				Actual Amount	
	10 Housing Units	▼	Proposed Units		Accompl. Type:	▼	Proposed Units	
			Actual Units				Actual Units	
	Accompl. Type:	▼	Proposed Units		Accompl. Type:	▼	Proposed Units	
			Actual Units				Actual Units	
Program Year 5	CDBG	▼	Proposed Amt.		Fund Source:	▼	Proposed Amt.	
			Actual Amount				Actual Amount	
	Fund Source:	▼	Proposed Amt.		Fund Source:	▼	Proposed Amt.	
			Actual Amount				Actual Amount	
	10 Housing Units	▼	Proposed Units		Accompl. Type:	▼	Proposed Units	
			Actual Units				Actual Units	
	Accompl. Type:	▼	Proposed Units		Accompl. Type:	▼	Proposed Units	
			Actual Units				Actual Units	

Project Name: Neighborhood Cleanup							
Description:	IDIS Project #: UOG Code: CA62292 MODESTO						
Funds will be provided for two cleanup projects in low and moderate income neighborhoods.							
Location: City of Modesto, 1010 Tenth Street, Modesto, CA 95354 community-wide National Objective: LMA	Priority Need Category Select one: Other ▼ Explanation:						
Expected Completion Date: On Going	Specific Objectives 1, Improve the services for low/mod income persons ▼ 2, ▼ 3, ▼						
Objective Category <input type="radio"/> Decent Housing <input type="radio"/> Suitable Living Environment <input type="radio"/> Economic Opportunity							
Outcome Categories <input type="checkbox"/> Availability/Accessibility <input type="checkbox"/> Affordability <input type="checkbox"/> Sustainability							
Project-level Accomplishments	Accompl. Type: ▼ Proposed			Accompl. Type: ▼ Proposed			
		Underway			Underway		
	Fy 2010-2011	Complete		FY 2013-2014	Complete		
	Accompl. Type: ▼ Proposed			Accompl. Type: ▼ Proposed			
		Underway			Underway		
	FY 2011-2012	Complete		FY 2014-2015	Complete		
	Accompl. Type: ▼ Proposed			Accompl. Type: ▼ Proposed			
		Underway			Underway		
	FY 2012-2013	Complete			Complete		
Proposed Outcome	Performance Measure	Actual Outcome					
Two neighborhood cleanup projects	Number of neighborhood cleanup projects completed						
06 Interim Assistance 570.201(f) ▼	Matrix Codes ▼						
Matrix Codes ▼	Matrix Codes ▼						
Matrix Codes ▼	Matrix Codes ▼						
Program Year 1	Fund Source: ▼	Proposed Amt.	\$25,000.00	Carryover Funds	Fund Source: ▼	Proposed Amt.	\$0.00
		Actual Amount	\$0.00			Actual Amount	\$0.00
	Fund Source: ▼	Proposed Amt.	\$0.00		Fund Source: ▼	Proposed Amt.	\$0.00
		Actual Amount	\$0.00			Actual Amount	\$0.00
	Other ▼	Proposed Units	2		Accompl. Type: ▼	Proposed Units	0
		Actual Units	0			Actual Units	0
	Accompl. Type: ▼	Proposed Units	0		Accompl. Type: ▼	Proposed Units	0
		Actual Units	0			Actual Units	0

Program Year 2	Fund Source: ▼	Proposed Amt.		Fund Source: ▼	Proposed Amt.	
		Actual Amount			Actual Amount	
	Fund Source: ▼	Proposed Amt.		Fund Source: ▼	Proposed Amt.	
		Actual Amount			Actual Amount	
	Accompl. Type: ▼	Proposed Units		Accompl. Type: ▼	Proposed Units	
		Actual Units			Actual Units	
	Accompl. Type: ▼	Proposed Units		Accompl. Type: ▼	Proposed Units	
		Actual Units			Actual Units	
Program Year 3	CDBG ▼	Proposed Amt.		Fund Source: ▼	Proposed Amt.	
		Actual Amount			Actual Amount	
	Fund Source: ▼	Proposed Amt.		Fund Source: ▼	Proposed Amt.	
		Actual Amount			Actual Amount	
	11 Public Facilities ▼	Proposed Units		Accompl. Type: ▼	Proposed Units	
		Actual Units			Actual Units	
	Accompl. Type: ▼	Proposed Units		Accompl. Type: ▼	Proposed Units	
		Actual Units			Actual Units	
Program Year 4	CDBG ▼	Proposed Amt.		Fund Source: ▼	Proposed Amt.	
		Actual Amount			Actual Amount	
	Fund Source: ▼	Proposed Amt.		Fund Source: ▼	Proposed Amt.	
		Actual Amount			Actual Amount	
	11 Public Facilities ▼	Proposed Units		Accompl. Type: ▼	Proposed Units	
		Actual Units			Actual Units	
	Accompl. Type: ▼	Proposed Units		Accompl. Type: ▼	Proposed Units	
		Actual Units			Actual Units	
Program Year 5	CDBG ▼	Proposed Amt.		Fund Source: ▼	Proposed Amt.	
		Actual Amount			Actual Amount	
	Fund Source: ▼	Proposed Amt.		Fund Source: ▼	Proposed Amt.	
		Actual Amount			Actual Amount	
	11 Public Facilities ▼	Proposed Units		Accompl. Type: ▼	Proposed Units	
		Actual Units			Actual Units	
	Accompl. Type: ▼	Proposed Units		Accompl. Type: ▼	Proposed Units	
		Actual Units			Actual Units	

Project Name: Economic Development - Airport Neighborhood							
Description:	IDIS Project #: UOG Code: CA62292 MODESTO						
Provide Economic Development within the Airport Neighborhood							
Location: City of Modesto, 1010 Tenth Street, Modesto, CA 95354 community-wide National Objective: LMJ	Priority Need Category Select one: Economic Development ▼ Explanation:						
Expected Completion Date:							
Objective Category <input type="radio"/> Decent Housing <input type="radio"/> Suitable Living Environment <input checked="" type="radio"/> Economic Opportunity	Specific Objectives						
Outcome Categories <input type="checkbox"/> Availability/Accessibility <input type="checkbox"/> Affordability <input checked="" type="checkbox"/> Sustainability	1, Improve economic opportunities for low-income persons ▼ 2, ▼ 3, ▼						
Project-level Accomplishments	Accompl. Type: ▼ Proposed Underway Complete	FY 2010-2011	Accompl. Type: ▼ Proposed Underway Complete	FY 2013-2014			
	Accompl. Type: ▼ Proposed Underway Complete	FY 2011-2012	Accompl. Type: ▼ Proposed Underway Complete	FY 2014-2015			
	Accompl. Type: ▼ Proposed Underway Complete	FY 2012-2013	Accompl. Type: ▼ Proposed Underway Complete				
	Proposed Outcome		Performance Measure		Actual Outcome		
	Improve economic opportunities		Number of people benefited				
	18A ED Direct Financial Assistance to For-Profits 570.203(b) ▼		Matrix Codes ▼				
	Matrix Codes ▼		Matrix Codes ▼				
	Matrix Codes ▼		Matrix Codes ▼				
	Program Year 1	Fund Source: ▼	Proposed Amt.	\$0.00	Carryover Funds	Fund Source: ▼	Proposed Amt.
		Actual Amount	\$0.00			Actual Amount	\$0.00
Fund Source: ▼		Proposed Amt.	\$0.00	Fund Source: ▼		Proposed Amt.	\$150,000.00
		Actual Amount	\$0.00	RLF PY Funding		Actual Amount	\$0.00
Accompl. Type: ▼		Proposed Units	0	Accompl. Type: ▼		Proposed Units	0
		Actual Units	0			Actual Units	0
Accompl. Type: ▼		Proposed Units	0	Accompl. Type: ▼		Proposed Units	1
		Actual Units	0			Actual Units	0

Program Year 2	Fund Source: ▼	Proposed Amt.		Fund Source: ▼	Proposed Amt.	
		Actual Amount			Actual Amount	
	Fund Source: ▼	Proposed Amt.		Fund Source: ▼	Proposed Amt.	
		Actual Amount			Actual Amount	
	Accompl. Type: ▼	Proposed Units		Accompl. Type: ▼	Proposed Units	
		Actual Units			Actual Units	
	Accompl. Type: ▼	Proposed Units		Accompl. Type: ▼	Proposed Units	
		Actual Units			Actual Units	
Program Year 3	Fund Source: ▼	Proposed Amt.		Fund Source: ▼	Proposed Amt.	
		Actual Amount			Actual Amount	
	Fund Source: ▼	Proposed Amt.		Fund Source: ▼	Proposed Amt.	
		Actual Amount			Actual Amount	
	Accompl. Type: ▼	Proposed Units		Accompl. Type: ▼	Proposed Units	
		Actual Units			Actual Units	
	Accompl. Type: ▼	Proposed Units		Accompl. Type: ▼	Proposed Units	
		Actual Units			Actual Units	
Program Year 4	CDBG ▼	Proposed Amt.		Fund Source: ▼	Proposed Amt.	
		Actual Amount			Actual Amount	
	Fund Source: ▼	Proposed Amt.		Fund Source: ▼	Proposed Amt.	
		Actual Amount			Actual Amount	
	08 Businesses ▼	Proposed Units		Accompl. Type: ▼	Proposed Units	
		Actual Units			Actual Units	
	Accompl. Type: ▼	Proposed Units		Accompl. Type: ▼	Proposed Units	
		Actual Units			Actual Units	
Program Year 5	Fund Source: ▼	Proposed Amt.		Fund Source: ▼	Proposed Amt.	
		Actual Amount			Actual Amount	
	Fund Source: ▼	Proposed Amt.		Fund Source: ▼	Proposed Amt.	
		Actual Amount			Actual Amount	
	Accompl. Type: ▼	Proposed Units		Accompl. Type: ▼	Proposed Units	
		Actual Units			Actual Units	
	Accompl. Type: ▼	Proposed Units		Accompl. Type: ▼	Proposed Units	
		Actual Units			Actual Units	

Project Name: PS – Food Assistance (SHFB)								
Description:	IDIS Project #: UOG Code: CA62292 MODESTO							
Second Harvest Food Bank of San Joaquin and Stanislaus Counties (SHFB) – Funding will be used to purchase food expand distribution to nonprofit organizations that serve low- and moderate-income persons								
Location:	Priority Need Category							
704 East Industrial park Drive Manteca, CA 95337	Select one: Public Services ▼							
community-wide National Objective: LMC	Explanation:							
Expected Completion Date:	Provide food distribution services to nonprofit organizations to provide more than 1,100,000 pounds of food to approximately 73,000 unduplicated persons							
On Going								
Objective Category	Specific Objectives							
<input type="radio"/> Decent Housing <input checked="" type="radio"/> Suitable Living Environment <input type="radio"/> Economic Opportunity	1, Improve the services for low/mod income persons ▼							
Outcome Categories	2, ▼							
<input checked="" type="checkbox"/> Availability/Accessibility <input type="checkbox"/> Affordability <input type="checkbox"/> Sustainability	3, ▼							
Project-level Accomplishments	Accompl. Type: ▼	Proposed			Accompl. Type: ▼	Proposed		
		Underway				Underway		
	FY 2010 - 2011	Complete			FY 2013 - 2014	Complete		
	Accompl. Type: ▼	Proposed			Accompl. Type: ▼	Proposed		
		Underway				Underway		
	FY 2011 - 2012	Complete			FY 2014 - 2015	Complete		
	Accompl. Type: ▼	Proposed			Accompl. Type: ▼	Proposed		
		Underway				Underway		
	FY 2013 - 2013	Complete				Complete		
	Proposed Outcome		Performance Measure		Actual Outcome			
	Address hunger through increased food distribution to nonprofit organizations that serve low- and moderate-income persons and offset costs of other essential needs		Unduplicated persons served					
	05 Public Services (General) 570.201(e) ▼		Matrix Codes ▼		Matrix Codes ▼			
Matrix Codes ▼		Matrix Codes ▼		Matrix Codes ▼				
Matrix Codes ▼		Matrix Codes ▼		Matrix Codes ▼				
Year 1	CDBG ▼	Proposed Amt.	\$20,000.00	over Funds	Fund Source: ▼	Proposed Amt.	\$0.00	
		Actual Amount	\$0.00			Actual Amount	\$0.00	
	Fund Source: ▼	Proposed Amt.	\$0.00			Fund Source: ▼	Proposed Amt.	\$0.00
		Actual Amount	\$0.00			Actual Amount	\$0.00	
	01 People ▼	Proposed Units	73000			Accompl. Type: ▼	Proposed Units	0

Progr	01 People	▼	Actual Units	0	Carry	Accompl. Type:	▼	Actual Units	0
	Accompl. Type:	▼	Proposed Units	0		Accompl. Type:	▼	Proposed Units	0
			Actual Units	0				Actual Units	0

Program Year 2	Fund Source: ▼	Proposed Amt.		Fund Source: ▼	Proposed Amt.	
		Actual Amount			Actual Amount	
	Fund Source: ▼	Proposed Amt.		Fund Source: ▼	Proposed Amt.	
		Actual Amount			Actual Amount	
	Accompl. Type: ▼	Proposed Units		Accompl. Type: ▼	Proposed Units	
		Actual Units			Actual Units	
	Accompl. Type: ▼	Proposed Units		Accompl. Type: ▼	Proposed Units	
		Actual Units			Actual Units	
Program Year 3	Fund Source: ▼	Proposed Amt.		Fund Source: ▼	Proposed Amt.	
		Actual Amount			Actual Amount	
	Fund Source: ▼	Proposed Amt.		Fund Source: ▼	Proposed Amt.	
		Actual Amount			Actual Amount	
	Accompl. Type: ▼	Proposed Units		Accompl. Type: ▼	Proposed Units	
		Actual Units			Actual Units	
	Accompl. Type: ▼	Proposed Units		Accompl. Type: ▼	Proposed Units	
		Actual Units			Actual Units	
Program Year 4	Fund Source: ▼	Proposed Amt.		Fund Source: ▼	Proposed Amt.	
		Actual Amount			Actual Amount	
	Fund Source: ▼	Proposed Amt.		Fund Source: ▼	Proposed Amt.	
		Actual Amount			Actual Amount	
	Accompl. Type: ▼	Proposed Units		Accompl. Type: ▼	Proposed Units	
		Actual Units			Actual Units	
	Accompl. Type: ▼	Proposed Units		Accompl. Type: ▼	Proposed Units	
		Actual Units			Actual Units	
Program Year 5	Fund Source: ▼	Proposed Amt.		Fund Source: ▼	Proposed Amt.	
		Actual Amount			Actual Amount	
	Fund Source: ▼	Proposed Amt.		Fund Source: ▼	Proposed Amt.	
		Actual Amount			Actual Amount	
	Accompl. Type: ▼	Proposed Units		Accompl. Type: ▼	Proposed Units	
		Actual Units			Actual Units	
	Accompl. Type: ▼	Proposed Units		Accompl. Type: ▼	Proposed Units	
		Actual Units			Actual Units	

Project Name: PS – Berberian Emergency Shelter (SA)							
Description:	IDIS Project #: UOG Code: CA62292 MODESTO						
The Salvation Army, Modesto Citadel – Funding will be used to provide shelter, food, and support services to adults without dependents experiencing homelessness.							
Location: 320 9th Street Modesto, CA 95351 community-wide National Objective: LMC	Priority Need Category Select one: Homeless/HIV/AIDS ▼						
Expected Completion Date: On Going	Explanation: Provide approximately 3,000 evenings of shelter and other services to approximately 176 unduplicated adults						
Objective Category <input type="radio"/> Decent Housing <input checked="" type="radio"/> Suitable Living Environment <input type="radio"/> Economic Opportunity	Specific Objectives						
Outcome Categories <input checked="" type="checkbox"/> Availability/Accessibility <input type="checkbox"/> Affordability <input type="checkbox"/> Sustainability	1. Improve the services for low/mod income persons ▼ 2. Increase the number of homeless persons moving into permanent housing ▼ 3. End chronic homelessness ▼						
Project-level Accomplishments	Accompl. Type: ▼ Proposed		Accompl. Type: ▼ Proposed				
		Underway		Underway			
	FY 2010 - 2011	Complete	FY 2013 - 2014	Complete			
	Accompl. Type: ▼ Proposed		Accompl. Type: ▼ Proposed				
		Underway		Underway			
	FY 2011 - 2012	Complete	FY 2014 - 2015	Complete			
	Accompl. Type: ▼ Proposed		Accompl. Type: ▼ Proposed				
		Underway		Underway			
	FY 2012 - 2013	Complete		Complete			
Proposed Outcome	Performance Measure	Actual Outcome					
Address basic needs and provide intensive case management, referral, and other support services to transition into permanent housing	Duplicated services provided Unduplicated persons/households served						
03T Operating Costs of Homeless/AIDS Patients Programs ▼	Matrix Codes ▼	Matrix Codes ▼					
Matrix Codes ▼	Matrix Codes ▼	Matrix Codes ▼					
Matrix Codes ▼	Matrix Codes ▼	Matrix Codes ▼					
Program Year 1	CDBG ▼	Proposed Amt.	\$20,000.00	Carryover Funds	Fund Source: ▼	Proposed Amt.	\$0.00
		Actual Amount	\$0.00			Actual Amount	\$0.00
	Fund Source: ▼	Proposed Amt.	\$0.00		Fund Source: ▼	Proposed Amt.	\$0.00
		Actual Amount	\$0.00			Actual Amount	\$0.00
	01 People ▼	Proposed Units	176		Accompl. Type: ▼	Proposed Units	0
		Actual Units	0			Actual Units	0
	Accompl. Type: ▼	Proposed Units	0		Accompl. Type: ▼	Proposed Units	0

Accompl. type: ▾	Actual Units	0	↺	Accompl. type: ▾	Actual Units	0
------------------	--------------	---	---	------------------	--------------	---

Program Year 2	Fund Source: ▼	Proposed Amt.		Fund Source: ▼	Proposed Amt.	
		Actual Amount			Actual Amount	
	Fund Source: ▼	Proposed Amt.		Fund Source: ▼	Proposed Amt.	
		Actual Amount			Actual Amount	
	Accompl. Type: ▼	Proposed Units		Accompl. Type: ▼	Proposed Units	
		Actual Units			Actual Units	
	Accompl. Type: ▼	Proposed Units		Accompl. Type: ▼	Proposed Units	
		Actual Units			Actual Units	
Program Year 3	Fund Source: ▼	Proposed Amt.		Fund Source: ▼	Proposed Amt.	
		Actual Amount			Actual Amount	
	Fund Source: ▼	Proposed Amt.		Fund Source: ▼	Proposed Amt.	
		Actual Amount			Actual Amount	
	Accompl. Type: ▼	Proposed Units		Accompl. Type: ▼	Proposed Units	
		Actual Units			Actual Units	
	Accompl. Type: ▼	Proposed Units		Accompl. Type: ▼	Proposed Units	
		Actual Units			Actual Units	
Program Year 4	Fund Source: ▼	Proposed Amt.		Fund Source: ▼	Proposed Amt.	
		Actual Amount			Actual Amount	
	Fund Source: ▼	Proposed Amt.		Fund Source: ▼	Proposed Amt.	
		Actual Amount			Actual Amount	
	Accompl. Type: ▼	Proposed Units		Accompl. Type: ▼	Proposed Units	
		Actual Units			Actual Units	
	Accompl. Type: ▼	Proposed Units		Accompl. Type: ▼	Proposed Units	
		Actual Units			Actual Units	
Program Year 5	Fund Source: ▼	Proposed Amt.		Fund Source: ▼	Proposed Amt.	
		Actual Amount			Actual Amount	
	Fund Source: ▼	Proposed Amt.		Fund Source: ▼	Proposed Amt.	
		Actual Amount			Actual Amount	
	Accompl. Type: ▼	Proposed Units		Accompl. Type: ▼	Proposed Units	
		Actual Units			Actual Units	
	Accompl. Type: ▼	Proposed Units		Accompl. Type: ▼	Proposed Units	
		Actual Units			Actual Units	

Project Name: PS – Daily Bread Mobile Lunch Program – Modesto Truck (USF)								
Description:	IDIS Project #: UOG Code: CA62292 MODESTO							
United Samaritans Foundation (USF) – Funding will be used to serve a nutritious lunch five days a week, fifty-two weeks a year to low- and very-low-income persons and persons experiencing homelessness in their own neighborhoods.								
Location: 220 S Broadway, Modesto & St Stanislaus Community Center Community-wide National Objective: LMC	Priority Need Category Select one: Homeless/HIV/AIDS ▼							
Expected Completion Date: 6/30/2011	Explanation: Provide approximately 63,000 meals to approximately 300 unduplicated persons							
Objective Category <input type="radio"/> Decent Housing <input checked="" type="radio"/> Suitable Living Environment <input type="radio"/> Economic Opportunity	Specific Objectives							
Outcome Categories <input checked="" type="checkbox"/> Availability/Accessibility <input type="checkbox"/> Affordability <input type="checkbox"/> Sustainability	1, Improve the services for low/mod income persons ▼ 2, ▼ 3, ▼							
Project-level Accomplishments	Accompl. Type: ▼ Proposed Underway Complete	FY 2010 - 2011	Accompl. Type: ▼ Proposed Underway Complete	FY 2013 - 2014				
	Accompl. Type: ▼ Proposed Underway Complete	FY 2011 - 2012	Accompl. Type: ▼ Proposed Underway Complete	FY 2014 - 2015				
	Accompl. Type: ▼ Proposed Underway Complete	FY 2012 - 2013	Accompl. Type: ▼ Proposed Underway Complete					
	Proposed Outcome		Performance Measure		Actual Outcome			
	Address hunger and provide food to offset costs of other essential needs		Duplicated meals provided Unduplicated persons served					
	05 Public Services (General) 570.201(e) ▼		Matrix Codes ▼					
	Matrix Codes ▼		Matrix Codes ▼					
	Matrix Codes ▼		Matrix Codes ▼					
	Program Year 1	CDBG ▼	Proposed Amt.	\$16,000.00	Carryover Funds	Fund Source: ▼	Proposed Amt.	\$0.00
			Actual Amount	\$0.00			Actual Amount	\$0.00
		Fund Source: ▼	Proposed Amt.	\$0.00		Fund Source: ▼	Proposed Amt.	\$0.00
			Actual Amount	\$0.00			Actual Amount	\$0.00
01 People ▼		Proposed Units	300	Accompl. Type: ▼		Proposed Units	0	
		Actual Units	0			Actual Units	0	
Accompl. Type: ▼		Proposed Units	0	Accompl. Type: ▼		Proposed Units	0	

Accompl. type: ▾	Actual Units	0	↺	Accompl. type: ▾	Actual Units	0
------------------	--------------	---	---	------------------	--------------	---

Program Year 2	Fund Source: ▼	Proposed Amt.		Fund Source: ▼	Proposed Amt.	
		Actual Amount			Actual Amount	
	Fund Source: ▼	Proposed Amt.		Fund Source: ▼	Proposed Amt.	
		Actual Amount			Actual Amount	
	Accompl. Type: ▼	Proposed Units		Accompl. Type: ▼	Proposed Units	
		Actual Units			Actual Units	
	Accompl. Type: ▼	Proposed Units		Accompl. Type: ▼	Proposed Units	
		Actual Units			Actual Units	
Program Year 3	Fund Source: ▼	Proposed Amt.		Fund Source: ▼	Proposed Amt.	
		Actual Amount			Actual Amount	
	Fund Source: ▼	Proposed Amt.		Fund Source: ▼	Proposed Amt.	
		Actual Amount			Actual Amount	
	Accompl. Type: ▼	Proposed Units		Accompl. Type: ▼	Proposed Units	
		Actual Units			Actual Units	
	Accompl. Type: ▼	Proposed Units		Accompl. Type: ▼	Proposed Units	
		Actual Units			Actual Units	
Program Year 4	Fund Source: ▼	Proposed Amt.		Fund Source: ▼	Proposed Amt.	
		Actual Amount			Actual Amount	
	Fund Source: ▼	Proposed Amt.		Fund Source: ▼	Proposed Amt.	
		Actual Amount			Actual Amount	
	Accompl. Type: ▼	Proposed Units		Accompl. Type: ▼	Proposed Units	
		Actual Units			Actual Units	
	Accompl. Type: ▼	Proposed Units		Accompl. Type: ▼	Proposed Units	
		Actual Units			Actual Units	
Program Year 5	CDBG ▼	Proposed Amt.	\$0.00	Fund Source: ▼	Proposed Amt.	
		Actual Amount			Actual Amount	
	Fund Source: ▼	Proposed Amt.		Fund Source: ▼	Proposed Amt.	
		Actual Amount			Actual Amount	
	01 People ▼	Proposed Units	0	Accompl. Type: ▼	Proposed Units	
		Actual Units			Actual Units	
	Accompl. Type: ▼	Proposed Units		Accompl. Type: ▼	Proposed Units	
		Actual Units			Actual Units	

Project Name: PS – Emergency Response Shelter Services (ARC)								
Description:	IDIS Project #: UOG Code: CA62292 MODESTO							
American Red Cross, Stanislaus County Chapter (ARC) – Funding will be used to provide low- and moderate-income persons experiencing crises with intensive case management and referral services and transitional shelter/housing, food, clothing, and other basic needs.								
Location:	Priority Need Category							
1230 6th Street Modesto, CA 95354 community-wide National Objective: LMC	Select one: Homeless/HIV/AIDS ▼							
Expected Completion Date:	Explanation:							
On Going	Provide shelter and other services to approximately 16 unduplicated households, depending on extent of needs							
Objective Category	Specific Objectives							
<input type="radio"/> Decent Housing <input checked="" type="radio"/> Suitable Living Environment <input type="radio"/> Economic Opportunity	1. Improve the services for low/mod income persons ▼ 2. Increase the number of homeless persons moving into permanent housing ▼ 3.							
Outcome Categories								
<input type="checkbox"/> Availability/Accessibility <input type="checkbox"/> Affordability <input checked="" type="checkbox"/> Sustainability								
Project-level Accomplishments	Accompl. Type: ▼	Proposed			Accompl. Type: ▼	Proposed		
		Underway				Underway		
	Fy 2010 - 2011	Complete			FY 2013 - 2014	Complete		
	Accompl. Type: ▼	Proposed			Accompl. Type: ▼	Proposed		
		Underway				Underway		
	FY 2011 - 2012	Complete			FY 2014 - 2015	Complete		
	Accompl. Type: ▼	Proposed			Accompl. Type: ▼	Proposed		
		Underway				Underway		
	FY 2012 - 2013	Complete				Complete		
	Proposed Outcome		Performance Measure		Actual Outcome			
	Address basic needs and provide intensive case management and referral services during times of crisis to begin recovery toward permanent housing		Duplicated services provided Unduplicated households served					
	03T Operating Costs of Homeless/AIDS Patients Programs ▼		Matrix Codes ▼		Matrix Codes ▼			
Matrix Codes ▼		Matrix Codes ▼		Matrix Codes ▼				
Matrix Codes ▼		Matrix Codes ▼		Matrix Codes ▼				
Program Year 1	CDBG ▼	Proposed Amt.	\$15,000.00	Program Year 1	Fund Source: ▼	Proposed Amt.	\$0.00	
		Actual Amount	\$0.00			Actual Amount	\$0.00	
	Fund Source: ▼	Proposed Amt.	\$0.00		Fund Source: ▼	Proposed Amt.	\$0.00	
		Actual Amount	\$0.00			Actual Amount	\$0.00	
	04 Households ▼	Proposed Units	16		Accompl. Type: ▼	Proposed Units	0	
		Actual Units	0			Actual Units	0	

Prc

Accompl. Type: ▼	Proposed Units	0
	Actual Units	0

Car

Accompl. Type: ▼	Proposed Units	0
	Actual Units	0

Program Year 2	Fund Source: ▼	Proposed Amt.		Fund Source: ▼	Proposed Amt.	
		Actual Amount			Actual Amount	
	Fund Source: ▼	Proposed Amt.		Fund Source: ▼	Proposed Amt.	
		Actual Amount			Actual Amount	
	Accompl. Type: ▼	Proposed Units		Accompl. Type: ▼	Proposed Units	
		Actual Units			Actual Units	
	Accompl. Type: ▼	Proposed Units		Accompl. Type: ▼	Proposed Units	
		Actual Units			Actual Units	
Program Year 3	Fund Source: ▼	Proposed Amt.		Fund Source: ▼	Proposed Amt.	
		Actual Amount			Actual Amount	
	Fund Source: ▼	Proposed Amt.		Fund Source: ▼	Proposed Amt.	
		Actual Amount			Actual Amount	
	Accompl. Type: ▼	Proposed Units		Accompl. Type: ▼	Proposed Units	
		Actual Units			Actual Units	
	Accompl. Type: ▼	Proposed Units		Accompl. Type: ▼	Proposed Units	
		Actual Units			Actual Units	
Program Year 4	Fund Source: ▼	Proposed Amt.		Fund Source: ▼	Proposed Amt.	
		Actual Amount			Actual Amount	
	Fund Source: ▼	Proposed Amt.		Fund Source: ▼	Proposed Amt.	
		Actual Amount			Actual Amount	
	Accompl. Type: ▼	Proposed Units		Accompl. Type: ▼	Proposed Units	
		Actual Units			Actual Units	
	Accompl. Type: ▼	Proposed Units		Accompl. Type: ▼	Proposed Units	
		Actual Units			Actual Units	
Program Year 5	Fund Source: ▼	Proposed Amt.		Fund Source: ▼	Proposed Amt.	
		Actual Amount			Actual Amount	
	Fund Source: ▼	Proposed Amt.		Fund Source: ▼	Proposed Amt.	
		Actual Amount			Actual Amount	
	Accompl. Type: ▼	Proposed Units		Accompl. Type: ▼	Proposed Units	
		Actual Units			Actual Units	
	Accompl. Type: ▼	Proposed Units		Accompl. Type: ▼	Proposed Units	
		Actual Units			Actual Units	

Project Name: PS – Pathways (CHS)							
Description:	IDIS Project #: UOG Code: CA62292 MODESTO						
Center for Human Services (CHS) – Funding will be used to provide transitional, comprehensive, supportive housing to youth (ages 18-21) experiencing homelessness.							
Location:	Priority Need Category						
700 Norwegian Avenue Modesto, CA 95350	Select one: Public Services ▼						
community-wide National Objective: LMC	Explanation:						
Expected Completion Date:	Provide transitional, comprehensive, supportive housing to approximately 30 youth						
On Going							
Objective Category	Specific Objectives						
<input type="radio"/> Decent Housing <input checked="" type="radio"/> Suitable Living Environment <input type="radio"/> Economic Opportunity	1. Improve the services for low/mod income persons ▼						
	2. End chronic homelessness ▼						
	3. ▼						
Outcome Categories							
<input checked="" type="checkbox"/> Availability/Accessibility <input type="checkbox"/> Affordability <input type="checkbox"/> Sustainability							
Project-level Accomplishments	Accompl. Type: ▼	Proposed			Accompl. Type: ▼	Proposed	
		Underway				Underway	
		Complete				Complete	
	FY 2010 - 2011				FY 2013 - 2014		
	Accompl. Type: ▼	Proposed			Accompl. Type: ▼	Proposed	
		Underway				Underway	
		Complete				Complete	
	FY 2011 - 2012				FY 2014 - 2015		
	Accompl. Type: ▼	Proposed			Accompl. Type: ▼	Proposed	
		Underway				Underway	
		Complete				Complete	
	FY 2012 - 2013						
Proposed Outcome		Performance Measure		Actual Outcome			
Address basic needs and provide structured programming to transition into permanent housing and self-sufficiency		Unduplicated services provided Unduplicated persons served					
05D Youth Services 570.201(e) ▼				Matrix Codes ▼			
05F Substance Abuse Services 570.201(e) ▼				Matrix Codes ▼			
Matrix Codes ▼				Matrix Codes ▼			
Program Year 1	CDBG ▼	Proposed Amt.	\$20,000.00	Carryover Funds	Fund Source: ▼	Proposed Amt.	\$0.00
		Actual Amount	\$0.00			Actual Amount	\$0.00
	Fund Source: ▼	Proposed Amt.	\$0.00		Fund Source: ▼	Proposed Amt.	\$0.00
		Actual Amount	\$0.00			Actual Amount	\$0.00
	01 People ▼	Proposed Units	30		Accompl. Type: ▼	Proposed Units	0
		Actual Units	0			Actual Units	0
	Accompl. Type: ▼	Proposed Units	0		Accompl. Type: ▼	Proposed Units	0

Accompl. type: ▾	Actual Units	0	↺	Accompl. type: ▾	Actual Units	0
------------------	--------------	---	---	------------------	--------------	---

Program Year 2	Fund Source: ▼	Proposed Amt.		Fund Source: ▼	Proposed Amt.	
		Actual Amount			Actual Amount	
	Fund Source: ▼	Proposed Amt.		Fund Source: ▼	Proposed Amt.	
		Actual Amount			Actual Amount	
	Accompl. Type: ▼	Proposed Units		Accompl. Type: ▼	Proposed Units	
		Actual Units			Actual Units	
	Accompl. Type: ▼	Proposed Units		Accompl. Type: ▼	Proposed Units	
		Actual Units			Actual Units	
Program Year 3	Fund Source: ▼	Proposed Amt.		Fund Source: ▼	Proposed Amt.	
		Actual Amount			Actual Amount	
	Fund Source: ▼	Proposed Amt.		Fund Source: ▼	Proposed Amt.	
		Actual Amount			Actual Amount	
	Accompl. Type: ▼	Proposed Units		Accompl. Type: ▼	Proposed Units	
		Actual Units			Actual Units	
	Accompl. Type: ▼	Proposed Units		Accompl. Type: ▼	Proposed Units	
		Actual Units			Actual Units	
Program Year 4	Fund Source: ▼	Proposed Amt.		Fund Source: ▼	Proposed Amt.	
		Actual Amount			Actual Amount	
	Fund Source: ▼	Proposed Amt.		Fund Source: ▼	Proposed Amt.	
		Actual Amount			Actual Amount	
	Accompl. Type: ▼	Proposed Units		Accompl. Type: ▼	Proposed Units	
		Actual Units			Actual Units	
	Accompl. Type: ▼	Proposed Units		Accompl. Type: ▼	Proposed Units	
		Actual Units			Actual Units	
Program Year 5	Fund Source: ▼	Proposed Amt.		Fund Source: ▼	Proposed Amt.	
		Actual Amount			Actual Amount	
	Fund Source: ▼	Proposed Amt.		Fund Source: ▼	Proposed Amt.	
		Actual Amount			Actual Amount	
	Accompl. Type: ▼	Proposed Units		Accompl. Type: ▼	Proposed Units	
		Actual Units			Actual Units	
	Accompl. Type: ▼	Proposed Units		Accompl. Type: ▼	Proposed Units	
		Actual Units			Actual Units	

Project Name: PS – Case Management (FPOGM)								
Description:	IDIS Project #: UOG Code: CA62292 MODESTO							
Family Promise of Greater Modesto (FPOGM) – Funding will be used to provide intensive case management and referral services to households participating in temporary shelter program to transition into permanent or transitional housing.								
Location:	Priority Need Category							
community-wide National Objective: LMC	Select one: Public Services ▼							
Expected Completion Date: 6/30/2008	Explanation: Provide intensive case management and referral services to 50 unduplicated households in shelter program to work toward securing permanent or transitional housing							
Objective Category <input checked="" type="radio"/> Decent Housing <input type="radio"/> Suitable Living Environment <input type="radio"/> Economic Opportunity	Specific Objectives							
Outcome Categories <input checked="" type="checkbox"/> Availability/Accessibility <input type="checkbox"/> Affordability <input type="checkbox"/> Sustainability	1. Improve the services for low/mod income persons ▼ 2. Increase the number of homeless persons moving into permanent housing ▼ 3. End chronic homelessness ▼							
Project-level Accomplishments	Accompl. Type: ▼ Proposed Underway Complete	FY 2010 - 2011	Accompl. Type: ▼ Proposed Underway Complete	FY 2013 - 2014				
	Accompl. Type: ▼ Proposed Underway Complete	FY 2011 - 2012	Accompl. Type: ▼ Proposed Underway Complete	FY 2014 - 2015				
	Accompl. Type: ▼ Proposed Underway Complete	FY 2012 - 2013						
	Proposed Outcome		Performance Measure		Actual Outcome			
	Address basic needs and provide support services to households experiencing homelessness to work toward securing permanent or transitional housing		Duplicated services provided Unduplicated households served					
	05 Public Services (General) 570.201(e) ▼		Matrix Codes ▼		Matrix Codes ▼			
	Matrix Codes ▼		Matrix Codes ▼		Matrix Codes ▼			
	Matrix Codes ▼		Matrix Codes ▼		Matrix Codes ▼			
	1st Fiscal Year	CDBG ▼	Proposed Amt.	\$11,000.00	Over Funds	Fund Source: ▼	Proposed Amt.	\$0.00
			Actual Amount	\$0.00			Actual Amount	\$0.00
		CDBG ▼	Proposed Amt.	\$0.00		Fund Source: ▼	Proposed Amt.	\$0.00
			Actual Amount	\$0.00			Actual Amount	\$0.00
01 People ▼	Proposed Units	50		Accompl. Type: ▼	Proposed Units	0		

Progr	01 People	▼	Actual Units	0	Carry	Accompl. Type:	▼	Actual Units	0
	Accompl. Type:	▼	Proposed Units	0		Accompl. Type:	▼	Proposed Units	0
			Actual Units	0				Actual Units	0

Program Year 2	Fund Source: ▼	Proposed Amt.		Fund Source: ▼	Proposed Amt.	
		Actual Amount			Actual Amount	
	Fund Source: ▼	Proposed Amt.		Fund Source: ▼	Proposed Amt.	
		Actual Amount			Actual Amount	
	Accompl. Type: ▼	Proposed Units		Accompl. Type: ▼	Proposed Units	
		Actual Units			Actual Units	
	Accompl. Type: ▼	Proposed Units		Accompl. Type: ▼	Proposed Units	
		Actual Units			Actual Units	
Program Year 3	Fund Source: ▼	Proposed Amt.		Fund Source: ▼	Proposed Amt.	
		Actual Amount			Actual Amount	
	Fund Source: ▼	Proposed Amt.		Fund Source: ▼	Proposed Amt.	
		Actual Amount			Actual Amount	
	Accompl. Type: ▼	Proposed Units		Accompl. Type: ▼	Proposed Units	
		Actual Units			Actual Units	
	Accompl. Type: ▼	Proposed Units		Accompl. Type: ▼	Proposed Units	
		Actual Units			Actual Units	
Program Year 4	Fund Source: ▼	Proposed Amt.		Fund Source: ▼	Proposed Amt.	
		Actual Amount			Actual Amount	
	Fund Source: ▼	Proposed Amt.		Fund Source: ▼	Proposed Amt.	
		Actual Amount			Actual Amount	
	Accompl. Type: ▼	Proposed Units		Accompl. Type: ▼	Proposed Units	
		Actual Units			Actual Units	
	Accompl. Type: ▼	Proposed Units		Accompl. Type: ▼	Proposed Units	
		Actual Units			Actual Units	
Program Year 5	Fund Source: ▼	Proposed Amt.		Fund Source: ▼	Proposed Amt.	
		Actual Amount			Actual Amount	
	Fund Source: ▼	Proposed Amt.		Fund Source: ▼	Proposed Amt.	
		Actual Amount			Actual Amount	
	Accompl. Type: ▼	Proposed Units		Accompl. Type: ▼	Proposed Units	
		Actual Units			Actual Units	
	Accompl. Type: ▼	Proposed Units		Accompl. Type: ▼	Proposed Units	
		Actual Units			Actual Units	

Project Name: PS - Refresh Program (SMCCHC/WMKKNC)							
Description:	IDIS Project #: UOG Code: CA62292 MODESTO						
Stanislaus Multi-Cultural Community Health Coalition/West Modesto/King-Kennedy Neighborhood Collaborative (SMCCHC/WMKKNC) – Funding will be used to provide clothing, food, and hygiene packages to persons experiencing or at risk of experiencing homelessness; as well as informational materials on available resources.							
Location:	Priority Need Category						
community-wide National Objective: LMC	Select one: Homeless/HIV/AIDS ▼						
Expected Completion Date: 6/30/2007	Explanation: Provide clothing, food, hygiene packages, and informational materials on available resources to approximately 50 unduplicated persons						
Objective Category <input type="radio"/> Decent Housing <input checked="" type="radio"/> Suitable Living Environment <input type="radio"/> Economic Opportunity	Specific Objectives						
Outcome Categories <input type="checkbox"/> Availability/Accessibility <input type="checkbox"/> Affordability <input checked="" type="checkbox"/> Sustainability	1, Improve the services for low/mod income persons ▼ 2, ▼ 3, ▼						
Project-level Accomplishments	Accompl. Type: ▼ Proposed		Accompl. Type: ▼ Proposed				
	Underway		Underway				
	Complete		Complete				
	FY 2010 - 2011		FY 2013 - 2014				
	Accompl. Type: ▼ Proposed		Accompl. Type: ▼ Proposed				
	Underway		Underway				
	Complete		Complete				
	FY 2011 - 2012		FY 2014 - 2015				
	Accompl. Type: ▼ Proposed		Accompl. Type: ▼ Proposed				
Underway		Underway					
Complete		Complete					
FY 2012 - 2013							
Proposed Outcome		Performance Measure		Actual Outcome			
Address hunger and provide assistance to lessen the physically and emotionally harmful effects of experiencing homelessness		Duplicated services provided Unduplicated persons served					
05 Public Services (General) 570.201(e) ▼		Matrix Codes ▼					
Matrix Codes ▼		Matrix Codes ▼					
Matrix Codes ▼		Matrix Codes ▼					
Program Year 1	CDBG ▼	Proposed Amt.	\$10,000.00	Carryover Funds	Fund Source: ▼	Proposed Amt.	\$0.00
		Actual Amount	\$0.00			Actual Amount	\$0.00
	Fund Source: ▼	Proposed Amt.	\$0.00		Fund Source: ▼	Proposed Amt.	\$0.00
		Actual Amount	\$0.00			Actual Amount	\$0.00
	01 People ▼	Proposed Units	50		Accompl. Type: ▼	Proposed Units	0
		Actual Units	0			Actual Units	0
	Accompl. Type: ▼	Proposed Units	0		Accompl. Type: ▼	Proposed Units	0

Accompl. type: ▼	Actual Units	0	↺	Accompl. type: ▼	Actual Units	0
------------------	--------------	---	---	------------------	--------------	---

Program Year 2	Fund Source: ▼	Proposed Amt.		Fund Source: ▼	Proposed Amt.	
		Actual Amount			Actual Amount	
	Fund Source: ▼	Proposed Amt.		Fund Source: ▼	Proposed Amt.	
		Actual Amount			Actual Amount	
	Accompl. Type: ▼	Proposed Units		Accompl. Type: ▼	Proposed Units	
		Actual Units			Actual Units	
	Accompl. Type: ▼	Proposed Units		Accompl. Type: ▼	Proposed Units	
		Actual Units			Actual Units	
Program Year 3	Fund Source: ▼	Proposed Amt.		Fund Source: ▼	Proposed Amt.	
		Actual Amount			Actual Amount	
	Fund Source: ▼	Proposed Amt.		Fund Source: ▼	Proposed Amt.	
		Actual Amount			Actual Amount	
	Accompl. Type: ▼	Proposed Units		Accompl. Type: ▼	Proposed Units	
		Actual Units			Actual Units	
	Accompl. Type: ▼	Proposed Units		Accompl. Type: ▼	Proposed Units	
		Actual Units			Actual Units	
Program Year 4	Fund Source: ▼	Proposed Amt.		Fund Source: ▼	Proposed Amt.	
		Actual Amount			Actual Amount	
	Fund Source: ▼	Proposed Amt.		Fund Source: ▼	Proposed Amt.	
		Actual Amount			Actual Amount	
	Accompl. Type: ▼	Proposed Units		Accompl. Type: ▼	Proposed Units	
		Actual Units			Actual Units	
	Accompl. Type: ▼	Proposed Units		Accompl. Type: ▼	Proposed Units	
		Actual Units			Actual Units	
Program Year 5	Fund Source: ▼	Proposed Amt.		Fund Source: ▼	Proposed Amt.	
		Actual Amount			Actual Amount	
	Fund Source: ▼	Proposed Amt.		Fund Source: ▼	Proposed Amt.	
		Actual Amount			Actual Amount	
	Accompl. Type: ▼	Proposed Units		Accompl. Type: ▼	Proposed Units	
		Actual Units			Actual Units	
	Accompl. Type: ▼	Proposed Units		Accompl. Type: ▼	Proposed Units	
		Actual Units			Actual Units	

Project Name: PS – Food 4 Thought (SHFB)							
Description:	IDIS Project #: UOG Code: CA62292 MODESTO						
Second Harvest Food Bank of San Joaquin and Stanislaus Counties (SHFB) – Funding will be used to purchase food to incentivize student performance in afterschool programs in schools with children from predominantly low- and moderate-income households.							
Location:	Priority Need Category						
community-wide National Objective: LMC	Select one: Public Services ▼						
Expected Completion Date:	Explanation:						
On Going	Provide more than 256,500 pounds (17,100 units) of nutritious supplemental groceries to approximately 950 unduplicated children						
Objective Category <input type="radio"/> Decent Housing <input checked="" type="radio"/> Suitable Living Environment <input type="radio"/> Economic Opportunity	Specific Objectives						
Outcome Categories <input checked="" type="checkbox"/> Availability/Accessibility <input type="checkbox"/> Affordability <input type="checkbox"/> Sustainability	1. Improve the services for low/mod income persons ▼						
	2. Increase the number of homeless persons moving into permanent housing ▼						
	3. ▼						
Project-level Accomplishments	Accompl. Type: ▼ Proposed		Accompl. Type: ▼ Proposed				
		Underway		Underway			
	FY 2010 - 2011	Complete	FY 2013 - 2014	Complete			
	Accompl. Type: ▼ Proposed		Accompl. Type: ▼ Proposed				
		Underway		Underway			
	FY 2011 - 2012	Complete	FY 2014 - 2015	Complete			
	Accompl. Type: ▼ Proposed		Accompl. Type: ▼ Proposed				
		Underway		Underway			
	FY 2013 - 2013	Complete		Complete			
	Proposed Outcome	Performance Measure	Actual Outcome				
Address hunger in households and promote learning in children and provide food to offset costs of other essential needs	Duplicated units provided Unduplicated persons served						
05N Abused and Neglected Children 570.201(e) ▼	Matrix Codes ▼	Matrix Codes ▼					
Matrix Codes ▼	Matrix Codes ▼	Matrix Codes ▼					
Matrix Codes ▼	Matrix Codes ▼	Matrix Codes ▼					
Program Year 1	CDBG ▼	Proposed Amt.	\$20,000.00	Carryover Funds	Fund Source: ▼	Proposed Amt.	\$0.00
		Actual Amount	\$0.00			Actual Amount	\$0.00
	Fund Source: ▼	Proposed Amt.	\$0.00		Fund Source: ▼	Proposed Amt.	\$0.00
		Actual Amount	\$0.00			Actual Amount	\$0.00
	01 People ▼	Proposed Units	950		Accompl. Type: ▼	Proposed Units	0
		Actual Units	0			Actual Units	0
	Accompl. Type: ▼	Proposed Units	0		Accompl. Type: ▼	Proposed Units	0

Accompl. type: ▾	Actual Units	0	↺	Accompl. type: ▾	Actual Units	0
------------------	--------------	---	---	------------------	--------------	---

Program Year 2	Fund Source: ▼	Proposed Amt.		Fund Source: ▼	Proposed Amt.	
		Actual Amount			Actual Amount	
	Fund Source: ▼	Proposed Amt.		Fund Source: ▼	Proposed Amt.	
		Actual Amount			Actual Amount	
	Accompl. Type: ▼	Proposed Units		Accompl. Type: ▼	Proposed Units	
		Actual Units			Actual Units	
	Accompl. Type: ▼	Proposed Units		Accompl. Type: ▼	Proposed Units	
		Actual Units			Actual Units	
Program Year 3	Fund Source: ▼	Proposed Amt.		Fund Source: ▼	Proposed Amt.	
		Actual Amount			Actual Amount	
	Fund Source: ▼	Proposed Amt.		Fund Source: ▼	Proposed Amt.	
		Actual Amount			Actual Amount	
	Accompl. Type: ▼	Proposed Units		Accompl. Type: ▼	Proposed Units	
		Actual Units			Actual Units	
	Accompl. Type: ▼	Proposed Units		Accompl. Type: ▼	Proposed Units	
		Actual Units			Actual Units	
Program Year 4	Fund Source: ▼	Proposed Amt.		Fund Source: ▼	Proposed Amt.	
		Actual Amount			Actual Amount	
	Fund Source: ▼	Proposed Amt.		Fund Source: ▼	Proposed Amt.	
		Actual Amount			Actual Amount	
	Accompl. Type: ▼	Proposed Units		Accompl. Type: ▼	Proposed Units	
		Actual Units			Actual Units	
	Accompl. Type: ▼	Proposed Units		Accompl. Type: ▼	Proposed Units	
		Actual Units			Actual Units	
Program Year 5	Fund Source: ▼	Proposed Amt.		Fund Source: ▼	Proposed Amt.	
		Actual Amount			Actual Amount	
	Fund Source: ▼	Proposed Amt.		Fund Source: ▼	Proposed Amt.	
		Actual Amount			Actual Amount	
	Accompl. Type: ▼	Proposed Units		Accompl. Type: ▼	Proposed Units	
		Actual Units			Actual Units	
	Accompl. Type: ▼	Proposed Units		Accompl. Type: ▼	Proposed Units	
		Actual Units			Actual Units	

Project Name: PS – Homeless At Risk Children at Marsha’s House (CCC)							
Description:	IDIS Project #: UOG Code: CA62292 MODESTO						
Children’s Crisis Center of Stanislaus County (CCC) – Funding will be used to provide shelter, essential, and support services to children (ages 0-5) experiencing homelessness or at risk of experiencing homelessness; as well as support services to parents of these children.							
Location:	Priority Need Category						
810 4th Street Modesto, CA 95354	Select one: Public Services ▼						
community-wide National Objective: LMC	Explanation:						
Expected Completion Date:	Provide shelter and other services to approximately 96 unduplicated children or 44 unduplicated households						
On Going							
Objective Category	Specific Objectives						
<input type="radio"/> Decent Housing <input checked="" type="radio"/> Suitable Living Environment <input type="radio"/> Economic Opportunity	1, Improve the services for low/mod income persons ▼						
	2, ▼						
	3, ▼						
Outcome Categories							
<input checked="" type="checkbox"/> Availability/Accessibility <input type="checkbox"/> Affordability <input type="checkbox"/> Sustainability							
Project-level Accomplishments	Accompl. Type: ▼	Proposed		Accompl. Type: ▼	Proposed		
		Underway			Underway		
		Complete			Complete		
	FY 2010 - 2011			FY 2013 - 2014			
	Accompl. Type: ▼	Proposed		Accompl. Type: ▼	Proposed		
		Underway			Underway		
		Complete			Complete		
	FY 2011 - 2012			FY 2014 - 2015			
	Accompl. Type: ▼	Proposed		Accompl. Type: ▼	Proposed		
	Underway			Underway			
	Complete			Complete			
FY 2012 - 2013							
Proposed Outcome	Performance Measure	Actual Outcome					
Address basic needs and provide intensive case management, referral, and other support services to reduce risk factors and stabilize households	Duplicated services provided Unduplicated persons/households served						
05D Youth Services 570.201(e) ▼	Matrix Codes ▼						
Matrix Codes ▼	Matrix Codes ▼						
Matrix Codes ▼	Matrix Codes ▼						
Program Year 1	Fund Source: ▼	Proposed Amt.	\$11,000.00	Carryover Funds	Fund Source: ▼	Proposed Amt.	\$0.00
		Actual Amount	\$0.00			Actual Amount	\$0.00
	Fund Source: ▼	Proposed Amt.	\$0.00		Fund Source: ▼	Proposed Amt.	\$0.00
		Actual Amount	\$0.00			Actual Amount	\$0.00
	01 People ▼	Proposed Units	96		Accompl. Type: ▼	Proposed Units	0
		Actual Units	0			Actual Units	0
04 Households ▼	Proposed Units	44	Accompl. Type: ▼	Proposed Units	0		

U4 Households	Actual Units	0	Accompl. type:	Actual Units	0
---------------	--------------	---	----------------	--------------	---

Program Year 2	Fund Source: ▼	Proposed Amt.		Fund Source: ▼	Proposed Amt.	
		Actual Amount			Actual Amount	
	Fund Source: ▼	Proposed Amt.		Fund Source: ▼	Proposed Amt.	
		Actual Amount			Actual Amount	
	Accompl. Type: ▼	Proposed Units		Accompl. Type: ▼	Proposed Units	
		Actual Units			Actual Units	
	Accompl. Type: ▼	Proposed Units		Accompl. Type: ▼	Proposed Units	
		Actual Units			Actual Units	
Program Year 3	Fund Source: ▼	Proposed Amt.		Fund Source: ▼	Proposed Amt.	
		Actual Amount			Actual Amount	
	Fund Source: ▼	Proposed Amt.		Fund Source: ▼	Proposed Amt.	
		Actual Amount			Actual Amount	
	Accompl. Type: ▼	Proposed Units		Accompl. Type: ▼	Proposed Units	
		Actual Units			Actual Units	
	Accompl. Type: ▼	Proposed Units		Accompl. Type: ▼	Proposed Units	
		Actual Units			Actual Units	
Program Year 4	Fund Source: ▼	Proposed Amt.		Fund Source: ▼	Proposed Amt.	
		Actual Amount			Actual Amount	
	Fund Source: ▼	Proposed Amt.		Fund Source: ▼	Proposed Amt.	
		Actual Amount			Actual Amount	
	Accompl. Type: ▼	Proposed Units		Accompl. Type: ▼	Proposed Units	
		Actual Units			Actual Units	
	Accompl. Type: ▼	Proposed Units		Accompl. Type: ▼	Proposed Units	
		Actual Units			Actual Units	
Program Year 5	Fund Source: ▼	Proposed Amt.		Fund Source: ▼	Proposed Amt.	
		Actual Amount			Actual Amount	
	Fund Source: ▼	Proposed Amt.		Fund Source: ▼	Proposed Amt.	
		Actual Amount			Actual Amount	
	Accompl. Type: ▼	Proposed Units		Accompl. Type: ▼	Proposed Units	
		Actual Units			Actual Units	
	Accompl. Type: ▼	Proposed Units		Accompl. Type: ▼	Proposed Units	
		Actual Units			Actual Units	

Project Name: PS – Homeless At Risk Children at Sawyer House (CCC)							
Description:	IDIS Project #: UOG Code: CA62292 MODESTO						
Children’s Crisis Center of Stanislaus County (CCC) – Funding will be used to provide shelter, essential, and support services to children (ages 0-17) experiencing homelessness or at risk of experiencing homelessness; as well as support services to parents of these children.							
Location:	Priority Need Category						
823 15th Street Modesto, CA 95354	Select one: Public Services ▼						
community-wide National Objective: LMC	Explanation:						
Expected Completion Date:	Provide shelter and other services to approximately 67 unduplicated children or 30 unduplicated households						
On Going							
Objective Category	Specific Objectives						
<input type="radio"/> Decent Housing <input checked="" type="radio"/> Suitable Living Environment <input type="radio"/> Economic Opportunity	1. Improve the services for low/mod income persons ▼ 2. End chronic homelessness ▼ 3.						
Outcome Categories							
<input checked="" type="checkbox"/> Availability/Accessibility <input type="checkbox"/> Affordability <input type="checkbox"/> Sustainability							
Project-level Accomplishments	Accompl. Type: ▼	Proposed			Accompl. Type: ▼	Proposed	
		Underway				Underway	
		Complete				Complete	
	FY 2010 - 2011				FY 2013 - 2014		
	Accompl. Type: ▼	Proposed			Accompl. Type: ▼	Proposed	
		Underway				Underway	
		Complete				Complete	
	FY 2011 - 2012				FY 2014 - 2015		
	Accompl. Type: ▼	Proposed			Accompl. Type: ▼	Proposed	
		Underway				Underway	
		Complete				Complete	
	FY 2012 - 2013						
Proposed Outcome		Performance Measure		Actual Outcome			
Address basic needs and provide intensive case management, referral, and other support services to reduce risk factors and stabilize households		Duplicated services provided Unduplicated persons/households served					
05N Abused and Neglected Children 570.201(e) ▼		Matrix Codes ▼		Matrix Codes ▼			
Matrix Codes ▼		Matrix Codes ▼		Matrix Codes ▼			
Matrix Codes ▼		Matrix Codes ▼		Matrix Codes ▼			
Program Year 1	Fund Source: ▼	Proposed Amt.	\$11,000.00	Carryover Funds	Fund Source: ▼	Proposed Amt.	\$0.00
		Actual Amount	\$0.00			Actual Amount	\$0.00
	Fund Source: ▼	Proposed Amt.	\$0.00		Fund Source: ▼	Proposed Amt.	\$0.00
		Actual Amount	\$0.00			Actual Amount	\$0.00
	01 People ▼	Proposed Units	67		Accompl. Type: ▼	Proposed Units	0
		Actual Units	0			Actual Units	0
	04 Households ▼	Proposed Units	30		Accompl. Type: ▼	Proposed Units	0

04 Households	▼	Actual Units	0	↺	Accompl. type:	▼	Actual Units	0
---------------	---	--------------	---	---	----------------	---	--------------	---

Program Year 2	Fund Source: ▼	Proposed Amt.		Fund Source: ▼	Proposed Amt.	
		Actual Amount			Actual Amount	
	Fund Source: ▼	Proposed Amt.		Fund Source: ▼	Proposed Amt.	
		Actual Amount			Actual Amount	
	Accompl. Type: ▼	Proposed Units		Accompl. Type: ▼	Proposed Units	
		Actual Units			Actual Units	
	Accompl. Type: ▼	Proposed Units		Accompl. Type: ▼	Proposed Units	
		Actual Units			Actual Units	
Program Year 3	Fund Source: ▼	Proposed Amt.		Fund Source: ▼	Proposed Amt.	
		Actual Amount			Actual Amount	
	Fund Source: ▼	Proposed Amt.		Fund Source: ▼	Proposed Amt.	
		Actual Amount			Actual Amount	
	Accompl. Type: ▼	Proposed Units		Accompl. Type: ▼	Proposed Units	
		Actual Units			Actual Units	
	Accompl. Type: ▼	Proposed Units		Accompl. Type: ▼	Proposed Units	
		Actual Units			Actual Units	
Program Year 4	Fund Source: ▼	Proposed Amt.		Fund Source: ▼	Proposed Amt.	
		Actual Amount			Actual Amount	
	Fund Source: ▼	Proposed Amt.		Fund Source: ▼	Proposed Amt.	
		Actual Amount			Actual Amount	
	Accompl. Type: ▼	Proposed Units		Accompl. Type: ▼	Proposed Units	
		Actual Units			Actual Units	
	Accompl. Type: ▼	Proposed Units		Accompl. Type: ▼	Proposed Units	
		Actual Units			Actual Units	
Program Year 5	Fund Source: ▼	Proposed Amt.		Fund Source: ▼	Proposed Amt.	
		Actual Amount			Actual Amount	
	Fund Source: ▼	Proposed Amt.		Fund Source: ▼	Proposed Amt.	
		Actual Amount			Actual Amount	
	Accompl. Type: ▼	Proposed Units		Accompl. Type: ▼	Proposed Units	
		Actual Units			Actual Units	
	Accompl. Type: ▼	Proposed Units		Accompl. Type: ▼	Proposed Units	
		Actual Units			Actual Units	

Project Name: PS – Homeless At Risk Children at Cricket’s House (CCC)								
Description:	IDIS Project #: UOG Code: CA62292 MODESTO							
Children’s Crisis Center of Stanislaus County (CCC) – Funding will be used to provide shelter, essential, and support services to children (ages 0-17) experiencing or at risk of experiencing homelessness; as well as support services to parents of these children.								
Location:	Priority Need Category							
133 Downey Avenue Modesto, CA 95354 community-wide National Objective: LMC	Select one: Public Services ▼							
Expected Completion Date:	Explanation:							
On Going	Provide shelter and other services to approximately 66 unduplicated children or 30 unduplicated households							
Objective Category	Specific Objectives							
<input type="radio"/> Decent Housing <input checked="" type="radio"/> Suitable Living Environment <input type="radio"/> Economic Opportunity	1. Improve the services for low/mod income persons ▼ 2. Increase the number of homeless persons moving into permanent housing ▼ 3.							
Outcome Categories								
<input checked="" type="checkbox"/> Availability/Accessibility <input type="checkbox"/> Affordability <input type="checkbox"/> Sustainability								
Project-level Accomplishments	Accompl. Type: ▼	Proposed			Accompl. Type: ▼	Proposed		
		Underway				Underway		
	FY 2010 - 2011	Complete			FY 2013 - 2014	Complete		
	Accompl. Type: ▼	Proposed			Accompl. Type: ▼	Proposed		
		Underway				Underway		
	FY 2011 - 2012	Complete			FY 2014 -2015	Complete		
	Accompl. Type: ▼	Proposed			Accompl. Type: ▼	Proposed		
		Underway				Underway		
	FY 2012 - 2013	Complete				Complete		
	Proposed Outcome		Performance Measure		Actual Outcome			
	Address basic needs and provide intensive case management, referral, and other support services to reduce risk factors and stabilize households		Duplicated services provided Unduplicated persons/households served					
	05N Abused and Neglected Children 570.201(e) ▼		Matrix Codes ▼					
Matrix Codes ▼		Matrix Codes ▼						
Matrix Codes ▼		Matrix Codes ▼						
Program Year 1	Fund Source: ▼	Proposed Amt.	\$11,000.00	Carryover Funds	Fund Source: ▼	Proposed Amt.	\$0.00	
		Actual Amount	\$0.00			Actual Amount	\$0.00	
	Fund Source: ▼	Proposed Amt.	\$0.00		Fund Source: ▼	Proposed Amt.	\$0.00	
		Actual Amount	\$0.00			Actual Amount	\$0.00	
	Accompl. Type: ▼	Proposed Units	66		Accompl. Type: ▼	Proposed Units	0	
		Actual Units	0			Actual Units	0	
	Accompl. Type: ▼	Proposed Units	30		Accompl. Type: ▼	Proposed Units	0	

Accompl. type: ▼	Actual Units	0	↺	Accompl. type: ▼	Actual Units	0
------------------	--------------	---	---	------------------	--------------	---

Program Year 2	Fund Source: ▼	Proposed Amt.		Fund Source: ▼	Proposed Amt.	
		Actual Amount			Actual Amount	
	Fund Source: ▼	Proposed Amt.		Fund Source: ▼	Proposed Amt.	
		Actual Amount			Actual Amount	
	Accompl. Type: ▼	Proposed Units		Accompl. Type: ▼	Proposed Units	
		Actual Units			Actual Units	
	Accompl. Type: ▼	Proposed Units		Accompl. Type: ▼	Proposed Units	
		Actual Units			Actual Units	
Program Year 3	Fund Source: ▼	Proposed Amt.		Fund Source: ▼	Proposed Amt.	
		Actual Amount			Actual Amount	
	Fund Source: ▼	Proposed Amt.		Fund Source: ▼	Proposed Amt.	
		Actual Amount			Actual Amount	
	Accompl. Type: ▼	Proposed Units		Accompl. Type: ▼	Proposed Units	
		Actual Units			Actual Units	
	Accompl. Type: ▼	Proposed Units		Accompl. Type: ▼	Proposed Units	
		Actual Units			Actual Units	
Program Year 4	Fund Source: ▼	Proposed Amt.		Fund Source: ▼	Proposed Amt.	
		Actual Amount			Actual Amount	
	Fund Source: ▼	Proposed Amt.		Fund Source: ▼	Proposed Amt.	
		Actual Amount			Actual Amount	
	Accompl. Type: ▼	Proposed Units		Accompl. Type: ▼	Proposed Units	
		Actual Units			Actual Units	
	Accompl. Type: ▼	Proposed Units		Accompl. Type: ▼	Proposed Units	
		Actual Units			Actual Units	
Program Year 5	Fund Source: ▼	Proposed Amt.		Fund Source: ▼	Proposed Amt.	
		Actual Amount			Actual Amount	
	Fund Source: ▼	Proposed Amt.		Fund Source: ▼	Proposed Amt.	
		Actual Amount			Actual Amount	
	Accompl. Type: ▼	Proposed Units		Accompl. Type: ▼	Proposed Units	
		Actual Units			Actual Units	
	Accompl. Type: ▼	Proposed Units		Accompl. Type: ▼	Proposed Units	
		Actual Units			Actual Units	

Project Name: PS – Hutton House (CHS)								
Description:	IDIS Project #: UOG Code: CA62292 MODESTO							
Center for Human Services (CHS) – Funding will be used to provide temporary shelter and comprehensive support services to runaway youth (ages 13-17) and youth experiencing homelessness; as well as facilitate family reunification.								
Location:	Priority Need Category							
community-wide National Objective: LMC	Select one: Public Services ▼							
Expected Completion Date:	Explanation:							
On Going	Provide temporary shelter and support services to approximately 112 youth and day services to approximately 75 unduplicated youth							
Objective Category	Specific Objectives							
<input type="radio"/> Decent Housing <input checked="" type="radio"/> Suitable Living Environment <input type="radio"/> Economic Opportunity	1. Improve the services for low/mod income persons ▼ 2. End chronic homelessness ▼ 3. Increase the number of homeless persons moving into permanent housing ▼							
Outcome Categories								
<input checked="" type="checkbox"/> Availability/Accessibility <input type="checkbox"/> Affordability <input type="checkbox"/> Sustainability								
Project-level Accomplishments	Accompl. Type: ▼	Proposed			Accompl. Type: ▼	Proposed		
		Underway				Underway		
	FY 2010 - 2011	Complete			FY 2013 - 2014	Complete		
	Accompl. Type: ▼	Proposed			Accompl. Type: ▼	Proposed		
		Underway				Underway		
	FY 2011 - 2012	Complete			FY 2014 - 2015	Complete		
	Accompl. Type: ▼	Proposed			Accompl. Type: ▼	Proposed		
		Underway				Underway		
	FY 2012 - 2013	Complete				Complete		
	Proposed Outcome		Performance Measure		Actual Outcome			
	Address basic needs and provide resources for family reunification		Duplicated services provided Unduplicated persons served					
	05D Youth Services 570.201(e) ▼				Matrix Codes ▼			
Matrix Codes ▼				Matrix Codes ▼				
Matrix Codes ▼				Matrix Codes ▼				
Program Year 1	CDBG ▼	Proposed Amt.	\$15,000.00	Carryover Funds	Fund Source: ▼	Proposed Amt.	\$0.00	
		Actual Amount	\$0.00			Actual Amount	\$0.00	
	Fund Source: ▼	Proposed Amt.	\$0.00			Fund Source: ▼	Proposed Amt.	\$0.00
		Actual Amount	\$0.00			Actual Amount	\$0.00	
	01 People ▼	Proposed Units	187			Accompl. Type: ▼	Proposed Units	0
		Actual Units	0			Actual Units	0	
	Accompl. Type: ▼	Proposed Units	0			Accompl. Type: ▼	Proposed Units	0
		Actual Units	0			Actual Units	0	

Program Year 2	Fund Source: ▼	Proposed Amt.		Fund Source: ▼	Proposed Amt.	
		Actual Amount			Actual Amount	
	Fund Source: ▼	Proposed Amt.		Fund Source: ▼	Proposed Amt.	
		Actual Amount			Actual Amount	
	Accompl. Type: ▼	Proposed Units		Accompl. Type: ▼	Proposed Units	
		Actual Units			Actual Units	
	Accompl. Type: ▼	Proposed Units		Accompl. Type: ▼	Proposed Units	
		Actual Units			Actual Units	
Program Year 3	Fund Source: ▼	Proposed Amt.		Fund Source: ▼	Proposed Amt.	
		Actual Amount			Actual Amount	
	Fund Source: ▼	Proposed Amt.		Fund Source: ▼	Proposed Amt.	
		Actual Amount			Actual Amount	
	Accompl. Type: ▼	Proposed Units		Accompl. Type: ▼	Proposed Units	
		Actual Units			Actual Units	
	Accompl. Type: ▼	Proposed Units		Accompl. Type: ▼	Proposed Units	
		Actual Units			Actual Units	
Program Year 4	Fund Source: ▼	Proposed Amt.		Fund Source: ▼	Proposed Amt.	
		Actual Amount			Actual Amount	
	Fund Source: ▼	Proposed Amt.		Fund Source: ▼	Proposed Amt.	
		Actual Amount			Actual Amount	
	Accompl. Type: ▼	Proposed Units		Accompl. Type: ▼	Proposed Units	
		Actual Units			Actual Units	
	Accompl. Type: ▼	Proposed Units		Accompl. Type: ▼	Proposed Units	
		Actual Units			Actual Units	
Program Year 5	Fund Source: ▼	Proposed Amt.		Fund Source: ▼	Proposed Amt.	
		Actual Amount			Actual Amount	
	Fund Source: ▼	Proposed Amt.		Fund Source: ▼	Proposed Amt.	
		Actual Amount			Actual Amount	
	Accompl. Type: ▼	Proposed Units		Accompl. Type: ▼	Proposed Units	
		Actual Units			Actual Units	
	Accompl. Type: ▼	Proposed Units		Accompl. Type: ▼	Proposed Units	
		Actual Units			Actual Units	

Project Name: PS – Training and Support Project (CASA)							
Description:	IDIS Project #: UOG Code: CA62292 MODESTO						
Court Appointed Special Advocates of Stanislaus County (CASA) – Funding will be used to expand training and outreach to and ensure retention of advocates to effectively navigate court and child welfare systems on behalf of abused and neglected children/youth in the foster care system to ultimately reunite with biological families, place in adoptive homes, or build lifelong relationships with supportive adults							
Location:	Priority Need Category						
community-wide National Objective: LMC	Select one: Public Services ▼						
Expected Completion Date:	Explanation:						
On Going	Provide training to approximately 10-15 unduplicated persons to serve as court appointed special advocates to benefit foster children/youth						
Objective Category	Specific Objectives						
<input type="radio"/> Decent Housing <input checked="" type="radio"/> Suitable Living Environment <input type="radio"/> Economic Opportunity	1. Improve the services for low/mod income persons ▼ 2. ▼ 3. ▼						
Outcome Categories							
<input checked="" type="checkbox"/> Availability/Accessibility <input type="checkbox"/> Affordability <input type="checkbox"/> Sustainability							
Project-level Accomplishments	01 People ▼	Proposed		Accompl. Type: ▼	Proposed		
		Underway			Underway		
	FY 2010 - 2011	Complete		FY 2013 - 2014	Complete		
	Accompl. Type: ▼	Proposed		Accompl. Type: ▼	Proposed		
		Underway			Underway		
	Fy 2011 - 2012	Complete		FY 2014 - 2015	Complete		
	Accompl. Type: ▼	Proposed		Accompl. Type: ▼	Proposed		
		Underway			Underway		
	FY 2012 - 2013	Complete			Complete		
Proposed Outcome	Performance Measure	Actual Outcome					
Promote family reunification, placement in adoptive homes, and lifelong positive relationships with supportive adults for children/youth in foster and court systems	Unduplicated persons served Unduplicated persons trained						
05D Youth Services 570.201(e)		Matrix Codes ▼					
Matrix Codes		Matrix Codes ▼					
Matrix Codes		Matrix Codes ▼					
n Year 1	CDBG ▼	Proposed Amt.	\$10,000.00	er Funds	Fund Source: ▼	Proposed Amt.	\$0.00
		Actual Amount	\$0.00			Actual Amount	\$0.00
	Fund Source: ▼	Proposed Amt.	\$0.00		Fund Source: ▼	Proposed Amt.	\$0.00
		Actual Amount	\$0.00			Actual Amount	\$0.00

Program

01 People ▼	Proposed Units	10
	Actual Units	0
Accompl. Type: ▼	Proposed Units	0
	Actual Units	0

Carryover

Accompl. Type: ▼	Proposed Units	0
	Actual Units	0
Accompl. Type: ▼	Proposed Units	0
	Actual Units	0

Project Name: PS – Healthy Start Family Resource Center at Orville Wright Elementary (MCS)							
Description:	IDIS Project #: UOG Code: CA62292 MODESTO						
Modesto City Schools, Orville Wright Elementary (MCS) – Funding will be used to coordinate services and resources available to residents of the Airport Neighborhood; as well as community planning.							
Location:	Priority Need Category						
community-wide National Objective: LMA	Select one: Public Services ▼						
Expected Completion Date:	Explanation:						
On Going	Provide diverse services/resources and one-on-one support to approximately 300 persons						
Objective Category							
<input type="radio"/> Decent Housing							
<input checked="" type="radio"/> Suitable Living Environment							
<input type="radio"/> Economic Opportunity							
Specific Objectives							
Outcome Categories	1 Improve the services for low/mod income persons ▼						
<input checked="" type="checkbox"/> Availability/Accessibility	2 Improve economic opportunities for low-income persons ▼						
<input type="checkbox"/> Affordability	3 ▼						
<input type="checkbox"/> Sustainability							
Project-level Accomplishments	Accompl. Type: ▼	Proposed		01 People ▼	Proposed		
		Underway			Underway		
	FY 2010 - 2011	Complete		FY 2013 - 2014	Complete		
	Accompl. Type: ▼	Proposed		Accompl. Type: ▼	Proposed		
		Underway			Underway		
	FY 2011 - 2012	Complete		FY 2014 - 2015	Complete		
	Accompl. Type: ▼	Proposed		Accompl. Type: ▼	Proposed		
		Underway			Underway		
	FY 2012 - 2013	Complete			Complete		
Proposed Outcome	Performance Measure	Actual Outcome					
Build community capacity through coordination and planning	Duplicated services provided Unduplicated persons served						
05H Employment Training 570.201(e) ▼	Matrix Codes ▼						
05I Crime Awareness 570.201(e) ▼	Matrix Codes ▼						
Matrix Codes ▼	Matrix Codes ▼						
Program Year 1	CDBG ▼	Proposed Amt.	\$20,000.00	Carryover Funds	Fund Source: ▼	Proposed Amt.	\$0.00
		Actual Amount	\$0.00			Actual Amount	\$0.00
	Fund Source: ▼	Proposed Amt.	\$0.00		Fund Source: ▼	Proposed Amt.	\$0.00
		Actual Amount	\$0.00			Actual Amount	\$0.00
	01 People ▼	Proposed Units	300		Accompl. Type: ▼	Proposed Units	0
		Actual Units	0			Actual Units	0
	Accompl. Type: ▼	Proposed Units	0		Accompl. Type: ▼	Proposed Units	0
		Actual Units	0			Actual Units	0

Project Name: PS – Laura’s House (CHSS)								
Description:	IDIS Project #: UOG Code: CA62292 MODESTO							
Community Housing and Shelter Services (CHSS) – Funding will be used to provide transitional, comprehensive, supportive housing to women in recovery from alcohol and other drugs to work toward family reunification and self-sufficiency.								
Location:	Priority Need Category							
405 15th Street Modesto, CA 95354	Select one: Homeless/HIV/AIDS ▼							
community-wide National Objective: LMC	Explanation:							
Expected Completion Date:	Provide transitional, comprehensive, supportive housing to approximately 36 women							
On Going								
Objective Category	Specific Objectives							
<input type="radio"/> Decent Housing <input checked="" type="radio"/> Suitable Living Environment <input type="radio"/> Economic Opportunity	1. Improve the services for low/mod income persons ▼ 2. End chronic homelessness ▼ 3. Increase the number of homeless persons moving into permanent housing ▼							
Outcome Categories								
<input checked="" type="checkbox"/> Availability/Accessibility <input type="checkbox"/> Affordability <input type="checkbox"/> Sustainability								
Project-level Accomplishments	Accompl. Type: ▼	Proposed			Accompl. Type: ▼	Proposed		
		Underway				Underway		
	Fy 2010 - 2011	Complete			FY 2013 - 2014	Complete		
	Accompl. Type: ▼	Proposed			Accompl. Type: ▼	Proposed		
		Underway				Underway		
	FY 2011 - 2012	Complete			FY 2014 - 2015	Complete		
	Accompl. Type: ▼	Proposed			Accompl. Type: ▼	Proposed		
		Underway				Underway		
	FY 2012 - 2013	Complete				Complete		
Proposed Outcome	Performance Measure	Actual Outcome						
Address basic needs and provide structured programming to achieve recovery and transition into permanent housing and self-sufficiency	Duplicated services provided Unduplicated persons served							
05F Substance Abuse Services 570.201(e) ▼	Matrix Codes ▼	Matrix Codes ▼						
Matrix Codes ▼	Matrix Codes ▼	Matrix Codes ▼						
Matrix Codes ▼	Matrix Codes ▼	Matrix Codes ▼						
Program Year 1	CDBG ▼	Proposed Amt.	\$15,000.00	Carryover Funds	Fund Source: ▼	Proposed Amt.	\$0.00	
		Actual Amount	\$0.00			Actual Amount	\$0.00	
	Fund Source: ▼	Proposed Amt.	\$0.00		ESG ▼	Proposed Amt.	\$0.00	
		Actual Amount	\$0.00			Actual Amount	\$0.00	
	01 People ▼	Proposed Units	36		Accompl. Type: ▼	Proposed Units	0	
		Actual Units	0			Actual Units	0	
	Accompl. Type: ▼	Proposed Units	0		01 People ▼	Proposed Units	0	

Accompl. type: ▼	Actual Units	0	Unit People ▼	Actual Units	0
--------------------	--------------	---	-----------------	--------------	---

Project Name: PS - ReadingWorks Adult Literacy (SLC)							
Description:	IDIS Project #: UOG Code: CA62292 MODESTO						
Stanislaus Literacy Center (SLC) – Funding will be used to provide reading, writing, and job-related education to low- and moderate-income adults.							
Location:	Priority Need Category						
401 Paradise Road, Bldg D Modesto, CA 95351	Select one: Public Services ▼						
community-wide National Objective: LMC	Explanation:						
Expected Completion Date:	Provide adult education to approximately 40 unduplicated persons						
On Going							
Objective Category	Specific Objectives						
<input type="radio"/> Decent Housing <input type="radio"/> Suitable Living Environment <input checked="" type="radio"/> Economic Opportunity	1, Improve the services for low/mod income persons ▼						
	2, ▼						
	3, ▼						
Outcome Categories							
<input checked="" type="checkbox"/> Availability/Accessibility							
<input type="checkbox"/> Affordability							
<input type="checkbox"/> Sustainability							
Project-level Accomplishments	Accompl. Type: ▼	Proposed			Accompl. Type: ▼	Proposed	
		Underway				Underway	
		Complete				Complete	
	FY 2010 - 2011				FY 2013 - 2014		
	Accompl. Type: ▼	Proposed			Accompl. Type: ▼	Proposed	
		Underway				Underway	
		Complete				Complete	
	FY 2011 - 2012				FY 2014 - 2015		
	Accompl. Type: ▼	Proposed			Accompl. Type: ▼	Proposed	
		Underway				Underway	
		Complete				Complete	
	FY 2012 - 2013						
Proposed Outcome		Performance Measure		Actual Outcome			
Improve adult literacy and better prepare for employment		Duplicated services provided Unduplicated persons served					
05H Employment Training 570.201(e) ▼				Matrix Codes ▼			
Matrix Codes ▼				Matrix Codes ▼			
Matrix Codes ▼				Matrix Codes ▼			
Program Year 1	CDBG ▼	Proposed Amt.	\$10,000.00	Carryover Funds	Fund Source: ▼	Proposed Amt.	\$0.00
		Actual Amount	\$0.00			Actual Amount	\$0.00
	Fund Source: ▼	Proposed Amt.	\$0.00		Fund Source: ▼	Proposed Amt.	\$0.00
		Actual Amount	\$0.00			Actual Amount	\$0.00
	01 People ▼	Proposed Units	40		Accompl. Type: ▼	Proposed Units	0
		Actual Units	0			Actual Units	0
	Accompl. Type: ▼	Proposed Units	0		Accompl. Type: ▼	Proposed Units	0

Accompl. type: ▼	
Actual Units	0

Accompl. type: ▼	
Actual Units	0

Project Name: PS – Senior Meals Program (HTC)								
Description:	IDIS Project #: UOG Code: CA62292 MODESTO							
Howard Training Center (HTC) – Funding will be used to purchase, prepare, and deliver meals for low- and moderate-income, disabled, and/or socially/geographically isolated older adults; as well as provide quarterly nutritional education.								
Location:	Priority Need Category							
various locations community-wide National Objective: LMC	Select one: Public Services ▼							
Expected Completion Date:	Explanation:							
On Going	Provide meals, nutritional education, and opportunities for social connectedness to approximately 375 unduplicated persons							
Objective Category <input type="radio"/> Decent Housing <input checked="" type="radio"/> Suitable Living Environment <input type="radio"/> Economic Opportunity	Specific Objectives							
Outcome Categories <input checked="" type="checkbox"/> Availability/Accessibility <input type="checkbox"/> Affordability <input type="checkbox"/> Sustainability	1, Improve the services for low/mod income persons ▼ 2, ▼ 3, ▼							
Project-level Accomplishments	Accompl. Type: ▼	Proposed			Accompl. Type: ▼	Proposed		
		Underway				Underway		
	FY 2010 - 2011	Complete			FY 2013 - 2014	Complete		
	Accompl. Type: ▼	Proposed			Accompl. Type: ▼	Proposed		
		Underway				Underway		
	FY 2011 - 2012	Complete			FY 2014 - 2015	Complete		
	Accompl. Type: ▼	Proposed			Accompl. Type: ▼	Proposed		
		Underway				Underway		
	FY 2012 - 2013	Complete				Complete		
	Proposed Outcome		Performance Measure		Actual Outcome			
	Address hunger and malnourishment and promote social connectedness for older adults and provide food to offset costs of other essential needs		Duplicated meals provided Unduplicated persons served					
	05A Senior Services 570.201(e) ▼		Matrix Codes ▼		Matrix Codes ▼			
Matrix Codes ▼		Matrix Codes ▼		Matrix Codes ▼				
Matrix Codes ▼		Matrix Codes ▼		Matrix Codes ▼				
1st Year 1	CDBG ▼	Proposed Amt.	\$15,000.00	over Funds	Fund Source: ▼	Proposed Amt.	\$0.00	
		Actual Amount	\$0.00			Actual Amount	\$0.00	
	Fund Source: ▼	Proposed Amt.	\$0.00		Fund Source: ▼	Proposed Amt.	\$0.00	
		Actual Amount	\$0.00			Actual Amount	\$0.00	
	01 People ▼	Proposed Units	375		Accompl. Type: ▼	Proposed Units	0	

Progr	of People		
		Actual Units	0
	Accompl. Type:	Proposed Units	0
		Actual Units	0

Carry	Accompl. Type:		
		Actual Units	0
	Accompl. Type:	Proposed Units	0
		Actual Units	0

Project Name: PS – Nutritional Supplement and Education Program (SCAP)							
Description:	IDIS Project #: <input type="text"/> UOG Code: CA62292 MODESTO						
Stanislaus Community Assistance Project (SCAP) – Funding will be used to purchase and deliver supplemental food to malnourished and/or homebound persons presumed to be low- or moderate-income persons; as well as to provide educational materials on how nutrition relates to persons with HIV/AIDS.							
Location:	Priority Need Category						
2209 Coffee Road, Suite A Modesto, CA 95355	Select one: <input type="text" value="Non-homeless Special Needs"/>						
community-wide National Objective: LMC	Explanation:						
Expected Completion Date:	Provide food and nutritional education to approximately 21 unduplicated persons						
On Going							
Objective Category							
<input type="radio"/> Decent Housing							
<input checked="" type="radio"/> Suitable Living Environment							
<input type="radio"/> Economic Opportunity							
Outcome Categories	Specific Objectives						
<input checked="" type="checkbox"/> Availability/Accessibility	1, <input type="text" value="Improve the services for low/mod income persons"/>						
<input type="checkbox"/> Affordability	2, <input type="text"/>						
<input type="checkbox"/> Sustainability	3, <input type="text"/>						
Project-level Accomplishments	Accompl. Type: <input type="text"/>	Proposed	<input type="text"/>	Accompl. Type: <input type="text"/>	Proposed	<input type="text"/>	
		Underway	<input type="text"/>		Underway	<input type="text"/>	
	FY 2010 - 2011	Complete	<input type="text"/>	FY 2013 - 2014	Complete	<input type="text"/>	
	Accompl. Type: <input type="text"/>	Proposed	<input type="text"/>	Accompl. Type: <input type="text"/>	Proposed	<input type="text"/>	
		Underway	<input type="text"/>		Underway	<input type="text"/>	
	FY 2011 - 2012	Complete	<input type="text"/>	FY 2014 - 2015	Complete	<input type="text"/>	
	Accompl. Type: <input type="text"/>	Proposed	<input type="text"/>	Accompl. Type: <input type="text"/>	Proposed	<input type="text"/>	
		Underway	<input type="text"/>		Underway	<input type="text"/>	
	FY 2012 - 2013	Complete	<input type="text"/>		Complete	<input type="text"/>	
Proposed Outcome	Performance Measure	Actual Outcome					
Address hunger and malnourishment and provide educational materials on nutrition for persons with HIV/AIDS	Duplicated services provided Unduplicated persons served						
05M Health Services 570.201(e)	<input type="text"/>	Matrix Codes <input type="text"/>					
05B Handicapped Services 570.201(e)	<input type="text"/>	Matrix Codes <input type="text"/>					
Matrix Codes	<input type="text"/>	Matrix Codes <input type="text"/>					
Program Year 1	CDBG <input type="text"/>	Proposed Amt.	\$15,000.00	Carryover Funds	Fund Source: <input type="text"/>	Proposed Amt.	\$0.00
		Actual Amount	\$0.00			Actual Amount	\$0.00
	Fund Source: <input type="text"/>	Proposed Amt.	\$0.00		Fund Source: <input type="text"/>	Proposed Amt.	\$0.00
		Actual Amount	\$0.00			Actual Amount	\$0.00
	01 People <input type="text"/>	Proposed Units	21		Accompl. Type: <input type="text"/>	Proposed Units	0
		Actual Units	0			Actual Units	0
	Accompl. Type: <input type="text"/>	Proposed Units	0		Accompl. Type: <input type="text"/>	Proposed Units	0

Accompl. type: ▼		
	Actual Units	0



Accompl. type: ▼		
	Actual Units	0

Project Name: PS – Assistive Technology Program (DRAIL)								
Description:	IDIS Project #: UOG Code: CA62292 MODESTO							
Disability Resource Agency for Independent Living (DRAIL) – Funding will be used to purchase durable medical equipment, other devices, or accessibility improvements (e.g., wheelchair ramp) necessary for persons with disabilities to live independently.								
Location:	Priority Need Category							
221 McHenry Avenue Modesto, CA 95354	Select one: Non-homeless Special Needs ▼							
community-wide National Objective: LMC	Explanation:							
Expected Completion Date:	Provide assistive technology devices to approximately 10 unduplicated persons							
Objective Category	Specific Objectives							
<input type="radio"/> Decent Housing <input checked="" type="radio"/> Suitable Living Environment <input type="radio"/> Economic Opportunity	1. Improve the services for low/mod income persons ▼							
Outcome Categories	2. Increase range of housing options & related services for persons w/ special needs ▼							
<input checked="" type="checkbox"/> Availability/Accessibility <input type="checkbox"/> Affordability <input type="checkbox"/> Sustainability	3. ▼							
Project-level Accomplishments	Accompl. Type: ▼	Proposed			Accompl. Type: ▼	Proposed		
		Underway				Underway		
	FY 2010 - 2011	Complete			FY 2013 - 2014	Complete		
	Accompl. Type: ▼	Proposed			Accompl. Type: ▼	Proposed		
		Underway				Underway		
	FY 2011 - 2012	Complete			Fy 2014 - 2015	Complete		
	Accompl. Type: ▼	Proposed			Accompl. Type: ▼	Proposed		
		Underway				Underway		
	FY 2012 - 2013	Complete				Complete		
	Proposed Outcome		Performance Measure		Actual Outcome			
	Improve assistive or accessibility needs of persons with disabilities to promote self-sufficiency		Unduplicated persons served					
	05B Handicapped Services 570.201(e) ▼				Matrix Codes ▼			
Matrix Codes ▼				Matrix Codes ▼				
Matrix Codes ▼				Matrix Codes ▼				
Program Year 1	CDBG ▼	Proposed Amt.	\$10,000.00	Carryover Funds	Fund Source: ▼	Proposed Amt.	\$0.00	
		Actual Amount	\$0.00			Actual Amount	\$0.00	
	Fund Source: ▼	Proposed Amt.	\$0.00			Fund Source: ▼	Proposed Amt.	\$0.00
		Actual Amount	\$0.00				Actual Amount	\$0.00
	01 People ▼	Proposed Units	10			Accompl. Type: ▼	Proposed Units	0
		Actual Units	0				Actual Units	0
Accompl. Type: ▼	Proposed Units	0		Accompl. Type: ▼	Proposed Units	0		
	Actual Units	0			Actual Units	0		

Project Name: PS – Beth and Joanna Friends in Recovery (NAMI)							
Description:	IDIS Project #: <input type="text"/> UOG Code: CA62292 MODESTO						
National Alliance for the Mentally Ill, Stanislaus (NAMI) – Funding will be used to provide coordination and training for a peer mentorship program to improve wellness, social connectedness, and self-sufficiency of persons with mental illness							
Location:	Priority Need Category						
405 15th Street Modesto, CA 95354	Select one: Non-homeless Special Needs ▼						
community-wide National Objective: LMC	Explanation:						
Expected Completion Date:	Provide peer mentorship program coordination and training to approximately 14 unduplicated persons.						
On Going							
Objective Category							
<input type="radio"/> Decent Housing							
<input checked="" type="radio"/> Suitable Living Environment							
<input type="radio"/> Economic Opportunity							
Outcome Categories	Specific Objectives						
<input checked="" type="checkbox"/> Availability/Accessibility	1 Improve the services for low/mod income persons ▼						
<input type="checkbox"/> Affordability	2, ▼						
<input type="checkbox"/> Sustainability	3, ▼						
Project-level Accomplishments	Accompl. Type: ▼	Proposed			Accompl. Type: ▼	Proposed	
		Underway				Underway	
	Fy 2010 - 2011	Complete			FY 2013 - 2014	Complete	
	Accompl. Type: ▼	Proposed			Accompl. Type: ▼	Proposed	
		Underway				Underway	
	FY 2011 - 2012	Complete			FY 2014 - 2015	Complete	
	Accompl. Type: ▼	Proposed			Accompl. Type: ▼	Proposed	
		Underway				Underway	
	FY 2012 - 2013	Complete				Complete	
Proposed Outcome	Performance Measure	Actual Outcome					
Improve wellness, social connectedness, and self-sufficiency through peer support	Duplicated services provided Unduplicated persons served						
050 Mental Health Services 570.201(e) ▼	Matrix Codes ▼	Matrix Codes ▼					
Matrix Codes ▼	Matrix Codes ▼	Matrix Codes ▼					
Matrix Codes ▼	Matrix Codes ▼	Matrix Codes ▼					
Program Year 1	CDBG ▼	Proposed Amt.	\$8,000.00	Carryover Funds	Fund Source: ▼	Proposed Amt.	\$0.00
		Actual Amount	\$0.00			Actual Amount	\$0.00
	Fund Source: ▼	Proposed Amt.	\$0.00		ESG ▼	Proposed Amt.	\$0.00
		Actual Amount	\$0.00			Actual Amount	\$0.00
	01 People ▼	Proposed Units	14		Accompl. Type: ▼	Proposed Units	0
		Actual Units	0			Actual Units	0
	Accompl. Type: ▼	Proposed Units	0		01 People ▼	Proposed Units	0
		Actual Units	0			Actual Units	0

Project Name: PS – Recreational Activities								
Description:	IDIS Project #: UOG Code: CA62292 MODESTO							
Funding will be used to provide recreation services to low- and moderate-income residents on area benefit and limited clientele (presumed benefit) bases to promote positive social interaction, physical activity, and learning.								
Location:	Priority Need Category							
City of Modesto, 1010 Tenth Street, Modesto, CA 95354 community-wide National Objective: LMC	Select one: Public Services ▼							
Expected Completion Date:	Explanation:							
On Going	Provide recreation services to more than 5,000 duplicated persons through programming at Maddux Youth Center and Neighborhood Center at Marshall Park, as well as additional recreation services that benefit low- and moderate-income persons							
Objective Category	Specific Objectives							
<input type="radio"/> Decent Housing <input checked="" type="radio"/> Suitable Living Environment <input type="radio"/> Economic Opportunity	1, Improve the services for low/mod income persons ▼							
Outcome Categories	2, ▼							
<input type="checkbox"/> Availability/Accessibility <input type="checkbox"/> Affordability <input checked="" type="checkbox"/> Sustainability	3, ▼							
Project-level Accomplishments	Accompl. Type: ▼	Proposed			Accompl. Type: ▼	Proposed		
		Underway				Underway		
	FY 2010 - 2011	Complete			FY 2013 - 2014	Complete		
	Accompl. Type: ▼	Proposed			Accompl. Type: ▼	Proposed		
		Underway				Underway		
	FY 2011 - 2012	Complete			FY 2014 - 2015	Complete		
	Accompl. Type: ▼	Proposed			Accompl. Type: ▼	Proposed		
		Underway				Underway		
	FY 2012 - 2013	Complete				Complete		
	Proposed Outcome		Performance Measure		Actual Outcome			
	Promote positive social interaction, physical activity, and learning for children and youth who may otherwise become involved in gang and other harmful activities, as well as for older adults or disabled persons who may otherwise not have access to healthy activities		Duplicated services provided Duplicated persons served Unduplicated persons served					
	05D Youth Services 570.201(e) ▼		Matrix Codes ▼					
Matrix Codes ▼		Matrix Codes ▼						
Matrix Codes ▼		Matrix Codes ▼						
Fund Source: ▼	Proposed Amt.	\$40,000.00	0	Fund Source: ▼	Proposed Amt.	\$0.00		

Program Year 1

Fund Source: ▼	Actual Amount	\$0.00
Fund Source: ▼	Proposed Amt.	\$0.00
Fund Source: ▼	Actual Amount	\$0.00
Accompl. Type: ▼	Proposed Units	5000
	Actual Units	0
Accompl. Type: ▼	Proposed Units	0
	Actual Units	0

Carryover Fund

Fund Source: ▼	Actual Amount	\$0.00
Fund Source: ▼	Proposed Amt.	\$0.00
Fund Source: ▼	Actual Amount	\$0.00
Accompl. Type: ▼	Proposed Units	0
	Actual Units	0
Accompl. Type: ▼	Proposed Units	0
	Actual Units	0

Project Name: PS - Recreation Programs (RP)							
Description:	IDIS Project #: UOG Code: CA62292 MODESTO						
Funding will be used to provide recreation services to low- and moderate-income residents on area benefit and limited clientele (presumed benefit) bases to promote positive social interaction, physical activity, and learning.							
Location:	Priority Need Category						
City of Modesto, 1010 Tenth Street, Modesto, CA 95354 community-wide National Objective: LMC	Select one: Public Services ▼						
Expected Completion Date:	Explanation:						
On Going	Provide recreation services to more than 5,000 duplicated persons through programming at Maddux Youth Center and Neighborhood Center at Marshall Park, as well as additional recreation services that benefit low- and moderate-income persons						
Objective Category <input type="radio"/> Decent Housing <input checked="" type="radio"/> Suitable Living Environment <input type="radio"/> Economic Opportunity	Specific Objectives						
Outcome Categories <input type="checkbox"/> Availability/Accessibility <input type="checkbox"/> Affordability <input checked="" type="checkbox"/> Sustainability	1, Improve the services for low/mod income persons ▼ 2, ▼ 3, ▼						
Project-level Accomplishments	Accompl. Type: ▼ Proposed		Accompl. Type: ▼ Proposed				
	Underway		Underway				
	Complete		Complete				
	FY 2010 - 2011		FY 2013 - 2014				
	Accompl. Type: ▼ Proposed		Accompl. Type: ▼ Proposed				
	Underway		Underway				
	Complete		Complete				
	FY 2011 - 2012		FY 2014 - 2015				
	Accompl. Type: ▼ Proposed		Accompl. Type: ▼ Proposed				
	Underway		Underway				
	Complete		Complete				
	FY 2012 - 2013						
Proposed Outcome		Performance Measure		Actual Outcome			
Promote positive social interaction, physical		Duplicated services provided Duplicated persons served					
05D Youth Services 570.201(e) ▼		Matrix Codes ▼		Matrix Codes ▼			
Matrix Codes ▼		Matrix Codes ▼		Matrix Codes ▼			
Matrix Codes ▼		Matrix Codes ▼		Matrix Codes ▼			
Program Year 1	Fund Source: ▼	Proposed Amt.	\$30,000.00	Carryover Funds	Fund Source: ▼	Proposed Amt.	\$0.00
		Actual Amount	\$0.00			Actual Amount	\$0.00
	Fund Source: ▼	Proposed Amt.	\$0.00		Fund Source: ▼	Proposed Amt.	\$0.00
		Actual Amount	\$0.00			Actual Amount	\$0.00
	Accompl. Type: ▼	Proposed Units	0		Accompl. Type: ▼	Proposed Units	0
		Actual Units	0			Actual Units	0
	Accompl. Type: ▼	Proposed Units	0		Accompl. Type: ▼	Proposed Units	0
		Actual Units	0			Actual Units	0

Program Year 2	Fund Source: ▼	Proposed Amt.		Fund Source: ▼	Proposed Amt.	
		Actual Amount			Actual Amount	
	Fund Source: ▼	Proposed Amt.		Fund Source: ▼	Proposed Amt.	
		Actual Amount			Actual Amount	
	Accompl. Type: ▼	Proposed Units		Accompl. Type: ▼	Proposed Units	
		Actual Units			Actual Units	
	Accompl. Type: ▼	Proposed Units		Accompl. Type: ▼	Proposed Units	
		Actual Units			Actual Units	
Program Year 3	Fund Source: ▼	Proposed Amt.		Fund Source: ▼	Proposed Amt.	
		Actual Amount			Actual Amount	
	Fund Source: ▼	Proposed Amt.		Fund Source: ▼	Proposed Amt.	
		Actual Amount			Actual Amount	
	Accompl. Type: ▼	Proposed Units		Accompl. Type: ▼	Proposed Units	
		Actual Units			Actual Units	
	Accompl. Type: ▼	Proposed Units		Accompl. Type: ▼	Proposed Units	
		Actual Units			Actual Units	
Program Year 4	Fund Source: ▼	Proposed Amt.		Fund Source: ▼	Proposed Amt.	
		Actual Amount			Actual Amount	
	Fund Source: ▼	Proposed Amt.		Fund Source: ▼	Proposed Amt.	
		Actual Amount			Actual Amount	
	Accompl. Type: ▼	Proposed Units		Accompl. Type: ▼	Proposed Units	
		Actual Units			Actual Units	
	Accompl. Type: ▼	Proposed Units		Accompl. Type: ▼	Proposed Units	
		Actual Units			Actual Units	
Program Year 5	CDBG ▼	Proposed Amt.	\$0.00	Fund Source: ▼	Proposed Amt.	
		Actual Amount			Actual Amount	
	Fund Source: ▼	Proposed Amt.		Fund Source: ▼	Proposed Amt.	
		Actual Amount			Actual Amount	
	01 People ▼	Proposed Units	0	Accompl. Type: ▼	Proposed Units	
		Actual Units			Actual Units	
	Accompl. Type: ▼	Proposed Units		Accompl. Type: ▼	Proposed Units	
		Actual Units			Actual Units	

Project Name: PS - Recreation Programs (RP)							
Description:	IDIS Project #: UOG Code: CA62292 MODESTO						
Funding will be used to provide recreation services to low- and moderate-income residents on area benefit and limited clientele (presumed benefit) bases to promote positive social interaction, physical activity, and learning.							
Location:	Priority Need Category						
City of Modesto, 1010 Tenth Street, Modesto, CA 95354	Select one: Public Services ▼						
community-wide National Objective: LMH	Explanation:						
Expected Completion Date:	Provide recreation services to more than 5,000 duplicated persons through programming at Maddux Youth Center and Neighborhood Center at Marshall Park, as well as additional recreation services that benefit low- and moderate-income persons						
On Going							
Objective Category	Specific Objectives						
<input type="radio"/> Decent Housing <input checked="" type="radio"/> Suitable Living Environment <input type="radio"/> Economic Opportunity	1, Improve the services for low/mod income persons ▼						
	2, ▼						
	3, ▼						
Outcome Categories							
<input type="checkbox"/> Availability/Accessibility							
<input type="checkbox"/> Affordability							
<input checked="" type="checkbox"/> Sustainability							
Project-level Accomplishments	Accompl. Type: ▼	Proposed			Accompl. Type: ▼	Proposed	
		Underway				Underway	
		Complete				Complete	
	FY 2010 - 2011				FY 2013 - 2014		
	Accompl. Type: ▼	Proposed			Accompl. Type: ▼	Proposed	
		Underway				Underway	
		Complete				Complete	
	FY 2011 - 2012				FY 2014 - 2015		
	Accompl. Type: ▼	Proposed			Accompl. Type: ▼	Proposed	
		Underway				Underway	
		Complete				Complete	
	FY 2012 - 2013						
Proposed Outcome		Performance Measure		Actual Outcome			
Promote positive social interaction, physical		Duplicated services provided Duplicated persons served					
05D Youth Services 570.201(e) ▼				Matrix Codes ▼			
Matrix Codes ▼				Matrix Codes ▼			
Matrix Codes ▼				Matrix Codes ▼			
Program Year 1	Fund Source: ▼	Proposed Amt.	\$10,000.00	Carryover Funds	Fund Source: ▼	Proposed Amt.	\$0.00
		Actual Amount	\$0.00			Actual Amount	\$0.00
	Fund Source: ▼	Proposed Amt.	\$0.00		Fund Source: ▼	Proposed Amt.	\$0.00
		Actual Amount	\$0.00			Actual Amount	\$0.00
	Accompl. Type: ▼	Proposed Units	0		Accompl. Type: ▼	Proposed Units	0
		Actual Units	0			Actual Units	0
	Accompl. Type: ▼	Proposed Units	0		Accompl. Type: ▼	Proposed Units	0
		Actual Units	0			Actual Units	0

Program Year 2	Fund Source: ▼	Proposed Amt.		Fund Source: ▼	Proposed Amt.	
		Actual Amount			Actual Amount	
	Fund Source: ▼	Proposed Amt.		Fund Source: ▼	Proposed Amt.	
		Actual Amount			Actual Amount	
	Accompl. Type: ▼	Proposed Units		Accompl. Type: ▼	Proposed Units	
		Actual Units			Actual Units	
	Accompl. Type: ▼	Proposed Units		Accompl. Type: ▼	Proposed Units	
		Actual Units			Actual Units	
Program Year 3	Fund Source: ▼	Proposed Amt.		Fund Source: ▼	Proposed Amt.	
		Actual Amount			Actual Amount	
	Fund Source: ▼	Proposed Amt.		Fund Source: ▼	Proposed Amt.	
		Actual Amount			Actual Amount	
	Accompl. Type: ▼	Proposed Units		Accompl. Type: ▼	Proposed Units	
		Actual Units			Actual Units	
	Accompl. Type: ▼	Proposed Units		Accompl. Type: ▼	Proposed Units	
		Actual Units			Actual Units	
Program Year 4	Fund Source: ▼	Proposed Amt.		Fund Source: ▼	Proposed Amt.	
		Actual Amount			Actual Amount	
	Fund Source: ▼	Proposed Amt.		Fund Source: ▼	Proposed Amt.	
		Actual Amount			Actual Amount	
	Accompl. Type: ▼	Proposed Units		Accompl. Type: ▼	Proposed Units	
		Actual Units			Actual Units	
	Accompl. Type: ▼	Proposed Units		Accompl. Type: ▼	Proposed Units	
		Actual Units			Actual Units	
Program Year 5	CDBG ▼	Proposed Amt.	\$0.00	Fund Source: ▼	Proposed Amt.	
		Actual Amount			Actual Amount	
	Fund Source: ▼	Proposed Amt.		Fund Source: ▼	Proposed Amt.	
		Actual Amount			Actual Amount	
	01 People ▼	Proposed Units	0	Accompl. Type: ▼	Proposed Units	
		Actual Units			Actual Units	
	Accompl. Type: ▼	Proposed Units		Accompl. Type: ▼	Proposed Units	
		Actual Units			Actual Units	

Project Name: PS – Physical Health Activities for Older Adults (HAA)							
Description:	IDIS Project #: UOG Code: CA62292 MODESTO						
Healthy Aging Association (HAA) – Funding will be used to provide health education and group fitness activities to older adults to improve health outcomes.							
Location:	Priority Need Category						
121 Downey Avenue, Suite 102 Modesto, CA 95354	Select one: Public Services ▼						
community-wide National Objective: LMC	Explanation:						
Expected Completion Date:	Education and fitness activities will be provided to 20 unduplicated persons.						
On Going							
Objective Category	Specific Objectives						
<input type="radio"/> Decent Housing <input checked="" type="radio"/> Suitable Living Environment <input type="radio"/> Economic Opportunity	1, Improve the services for low/mod income persons ▼						
	2, ▼						
	3, ▼						
Outcome Categories							
<input checked="" type="checkbox"/> Availability/Accessibility <input type="checkbox"/> Affordability <input type="checkbox"/> Sustainability							
Project-level Accomplishments	Accompl. Type: ▼	Proposed			Accompl. Type: ▼	Proposed	
		Underway				Underway	
		Complete				Complete	
	FY 2010 - 2011				FY 2013 - 2014		
	Accompl. Type: ▼	Proposed			Accompl. Type: ▼	Proposed	
		Underway				Underway	
		Complete				Complete	
	FY 2011 - 2012				FY 2014 - 2015		
	Accompl. Type: ▼	Proposed			Accompl. Type: ▼	Proposed	
		Underway				Underway	
		Complete				Complete	
	FY 2012 - 2013						
Proposed Outcome		Performance Measure		Actual Outcome			
Health outcomes of older adults		Unduplicated persons served					
05A Senior Services 570.201(e) ▼				Matrix Codes ▼			
Matrix Codes ▼				Matrix Codes ▼			
Matrix Codes ▼				Matrix Codes ▼			
Program Year 1	CDBG ▼	Proposed Amt.	\$6,000.00	Carryover Funds	Fund Source: ▼	Proposed Amt.	\$0.00
		Actual Amount	\$0.00			Actual Amount	\$0.00
	Fund Source: ▼	Proposed Amt.	\$0.00		Fund Source: ▼	Proposed Amt.	\$0.00
		Actual Amount	\$0.00			Actual Amount	\$0.00
	01 People ▼	Proposed Units	20		Accompl. Type: ▼	Proposed Units	0
		Actual Units	0			Actual Units	0
	Accompl. Type: ▼	Proposed Units	0		Accompl. Type: ▼	Proposed Units	0
		Actual Units	0			Actual Units	0

Program Year 2	Fund Source: ▼	Proposed Amt.		Fund Source: ▼	Proposed Amt.	
		Actual Amount			Actual Amount	
	Fund Source: ▼	Proposed Amt.		Fund Source: ▼	Proposed Amt.	
		Actual Amount			Actual Amount	
	Accompl. Type: ▼	Proposed Units		Accompl. Type: ▼	Proposed Units	
		Actual Units			Actual Units	
	Accompl. Type: ▼	Proposed Units		Accompl. Type: ▼	Proposed Units	
		Actual Units			Actual Units	
Program Year 3	Fund Source: ▼	Proposed Amt.		Fund Source: ▼	Proposed Amt.	
		Actual Amount			Actual Amount	
	Fund Source: ▼	Proposed Amt.		Fund Source: ▼	Proposed Amt.	
		Actual Amount			Actual Amount	
	Accompl. Type: ▼	Proposed Units		Accompl. Type: ▼	Proposed Units	
		Actual Units			Actual Units	
	Accompl. Type: ▼	Proposed Units		Accompl. Type: ▼	Proposed Units	
		Actual Units			Actual Units	
Program Year 4	Fund Source: ▼	Proposed Amt.		Fund Source: ▼	Proposed Amt.	
		Actual Amount			Actual Amount	
	Fund Source: ▼	Proposed Amt.		Fund Source: ▼	Proposed Amt.	
		Actual Amount			Actual Amount	
	Accompl. Type: ▼	Proposed Units		Accompl. Type: ▼	Proposed Units	
		Actual Units			Actual Units	
	Accompl. Type: ▼	Proposed Units		Accompl. Type: ▼	Proposed Units	
		Actual Units			Actual Units	
Program Year 5	Fund Source: ▼	Proposed Amt.		Fund Source: ▼	Proposed Amt.	
		Actual Amount			Actual Amount	
	Fund Source: ▼	Proposed Amt.		Fund Source: ▼	Proposed Amt.	
		Actual Amount			Actual Amount	
	Accompl. Type: ▼	Proposed Units		Accompl. Type: ▼	Proposed Units	
		Actual Units			Actual Units	
	Accompl. Type: ▼	Proposed Units		Accompl. Type: ▼	Proposed Units	
		Actual Units			Actual Units	

Project Name: PS – Tenant-Landlord Services (PS)								
Description:	IDIS Project #: UOG Code: CA62292 MODESTO							
Project Sentinel (PS) – Funding will be used to provide tenant-landlord services. Tenant-landlord services involve informing landlords and tenants of their rights and responsibilities under the California Civil Code and mediating conflicts between tenants and landlords. Training workshops are offered at two levels: voluntary and mandatory. Individuals, companies, nonprofits, and public agencies seeking to increase their understanding of laws relevant to tenant-landlord and other fair housing issues can arrange to participate in a training workshop. Mandatory training workshops occur when a fair housing law has been violated and as part of the settlement to the insured party, property								
Location: 1409 H Street Modesto, CA 95354 community-wide National Objective: LMC	Priority Need Category Select one: Public Services ▼							
Expected Completion Date: On Going	Explanation: Project Sentinel will manage 70 tenant-landlord cases.							
Objective Category <input checked="" type="radio"/> Decent Housing <input type="radio"/> Suitable Living Environment <input type="radio"/> Economic Opportunity	Specific Objectives							
Outcome Categories <input checked="" type="checkbox"/> Availability/Accessibility <input type="checkbox"/> Affordability <input type="checkbox"/> Sustainability	1. Improve the quality of affordable rental housing ▼ 2. Improve access to affordable rental housing ▼ 3. Increase the availability of affordable owner housing ▼							
Project-level Accomplishments	Accompl. Type: ▼ Proposed Underway Complete	FY 2010 - 2011	Accompl. Type: ▼ Proposed Underway Complete	FY 2013 - 2014				
	Accompl. Type: ▼ Proposed Underway Complete	FY 2011 - 2012	Accompl. Type: ▼ Proposed Underway Complete	FY 2014 - 2015				
	Accompl. Type: ▼ Proposed Underway Complete	FY 2012 - 2013	Accompl. Type: ▼ Proposed Underway Complete					
	Proposed Outcome		Performance Measure		Actual Outcome			
	Persons/households will have increased access to fair housing choice through tenant-landlord services.		Unduplicated number of persons/households served (cases); Unduplicated number of persons/households served (consultations)					
	05J Fair Housing Activities (if CDBG, then subject to 570.201(e) ▼		Matrix Codes ▼					
	05K Tenant/Landlord Counseling 570.201(e) ▼		Matrix Codes ▼					
	Matrix Codes ▼		Matrix Codes ▼					
	Program Year 1	CDBG ▼	Proposed Amt.	\$14,000.00	Carryover Funds	Fund Source: ▼	Proposed Amt.	\$0.00
			Actual Amount	\$0.00			Actual Amount	\$0.00
		Fund Source: ▼	Proposed Amt.	\$0.00		Fund Source: ▼	Proposed Amt.	\$0.00
			Actual Amount	\$0.00			Actual Amount	\$0.00
01 People ▼		Proposed Units	70	Accompl. Type: ▼		Proposed Units	0	
		Actual Units	0			Actual Units	0	
Accompl. Type: ▼		Proposed Units	0	Accompl. Type: ▼		Proposed Units	0	
		Actual Units	0			Actual Units	0	

Program Year 2	Fund Source: ▼	Proposed Amt.		Fund Source: ▼	Proposed Amt.	
		Actual Amount			Actual Amount	
	Fund Source: ▼	Proposed Amt.		Fund Source: ▼	Proposed Amt.	
		Actual Amount			Actual Amount	
	Accompl. Type: ▼	Proposed Units		Accompl. Type: ▼	Proposed Units	
		Actual Units			Actual Units	
	Accompl. Type: ▼	Proposed Units		Accompl. Type: ▼	Proposed Units	
		Actual Units			Actual Units	
Program Year 3	Fund Source: ▼	Proposed Amt.		Fund Source: ▼	Proposed Amt.	
		Actual Amount			Actual Amount	
	Fund Source: ▼	Proposed Amt.		Fund Source: ▼	Proposed Amt.	
		Actual Amount			Actual Amount	
	Accompl. Type: ▼	Proposed Units		Accompl. Type: ▼	Proposed Units	
		Actual Units			Actual Units	
	Accompl. Type: ▼	Proposed Units		Accompl. Type: ▼	Proposed Units	
		Actual Units			Actual Units	
Program Year 4	Fund Source: ▼	Proposed Amt.		Fund Source: ▼	Proposed Amt.	
		Actual Amount			Actual Amount	
	Fund Source: ▼	Proposed Amt.		Fund Source: ▼	Proposed Amt.	
		Actual Amount			Actual Amount	
	Accompl. Type: ▼	Proposed Units		Accompl. Type: ▼	Proposed Units	
		Actual Units			Actual Units	
	Accompl. Type: ▼	Proposed Units		Accompl. Type: ▼	Proposed Units	
		Actual Units			Actual Units	
Program Year 5	Fund Source: ▼	Proposed Amt.		Fund Source: ▼	Proposed Amt.	
		Actual Amount			Actual Amount	
	Fund Source: ▼	Proposed Amt.		Fund Source: ▼	Proposed Amt.	
		Actual Amount			Actual Amount	
	Accompl. Type: ▼	Proposed Units		Accompl. Type: ▼	Proposed Units	
		Actual Units			Actual Units	
	Accompl. Type: ▼	Proposed Units		Accompl. Type: ▼	Proposed Units	
		Actual Units			Actual Units	

Project Name: HOME Administration						
Description:	IDIS Project #: UOG Code: CA62292 MODESTO					
Administration funding will be used to provide program management, administration, and compliance for the City of Modesto's HOME programs.						
Location: City of Modesto, 1010 Tenth Street, Modesto, CA 95354	Priority Need Category Select one: Planning/Administration ▼					
National Objective: n/a	Explanation:					
Expected Completion Date: On Going	HOME Administration - max 10% of entitlement grant and program income					
Objective Category <input type="radio"/> Decent Housing <input type="radio"/> Suitable Living Environment <input type="radio"/> Economic Opportunity	Specific Objectives					
Outcome Categories <input type="checkbox"/> Availability/Accessibility <input type="checkbox"/> Affordability <input type="checkbox"/> Sustainability	1, _____ ▼ 2, _____ ▼ 3, _____ ▼					
Project-level Accomplishments	Accompl. Type: ▼	Proposed		Accompl. Type: ▼	Proposed	
		Underway			Underway	
	FY 2010 - 2011	Complete		FY 2013 - 2014	Complete	
	Accompl. Type: ▼	Proposed		Accompl. Type: ▼	Proposed	
		Underway			Underway	
	FY 2011 - 2012	Complete		FY 2014 - 2015	Complete	
	Accompl. Type: ▼	Proposed		Accompl. Type: ▼	Proposed	
		Underway			Underway	
	FY 2012 - 2013	Complete			Complete	
Proposed Outcome	Performance Measure	Actual Outcome				
21H HOME Admin/Planning Costs of PJ (subject to 5% cap) ▼		Matrix Codes ▼				
Matrix Codes ▼		Matrix Codes ▼				
Matrix Codes ▼		Matrix Codes ▼				
Program Year 1	HOME ▼	Proposed Amt.	\$136,895.00	Fund Source: ▼	Proposed Amt.	\$0.00
		Actual Amount	\$0.00		Actual Amount	\$0.00
	Fund Source: ▼	Proposed Amt.	\$0.00	Fund Source: ▼	Proposed Amt.	\$0.00
		Actual Amount	\$0.00		Actual Amount	\$0.00
	Accompl. Type: ▼	Proposed Units	0	Accompl. Type: ▼	Proposed Units	0
		Actual Units	0		Actual Units	0
	Accompl. Type: ▼	Proposed Units	0	Accompl. Type: ▼	Proposed Units	0
		Actual Units	0		Actual Units	0

Project Name: Affordable Housing Direct Loans or Grants							
Description:	IDIS Project #: UOG Code: CA62292 MODESTO						
Funds will be used to either construct new housing, per HOME guidelines, or acquire and rehabilitate properties for conversion to affordable housing. Funds may be provided as loans or as grants to eligible developers, either private or public.							
Location:	Priority Need Category						
City of Modesto, 1010 Tenth Street, Modesto, CA 95354 community-wide National Objective: LMH	Select one: Owner Occupied Housing ▼						
Expected Completion Date:	Explanation:						
On Going	Construct new housing						
Objective Category	Specific Objectives						
<input checked="" type="radio"/> Decent Housing <input type="radio"/> Suitable Living Environment <input type="radio"/> Economic Opportunity	1. Increase the availability of affordable owner housing ▼ 2. Increase the supply of affordable rental housing ▼ 3.						
Outcome Categories							
<input type="checkbox"/> Availability/Accessibility <input type="checkbox"/> Affordability <input checked="" type="checkbox"/> Sustainability							
Project-level Accomplishments	Accompl. Type: ▼	Proposed			10 Housing Units ▼	Proposed	
		Underway				Underway	
		Complete			FY 2013 - 2014	Complete	
	FY 2010 - 2011						
	Accompl. Type: ▼	Proposed			10 Housing Units ▼	Proposed	
		Underway				Underway	
		Complete			FY 2014 - 2015	Complete	
	FY 2011 - 2012						
	Accompl. Type: ▼	Proposed			Accompl. Type: ▼	Proposed	
		Underway				Underway	
		Complete				Complete	
	FY 2012 - 2013						
Proposed Outcome		Performance Measure			Actual Outcome		
Increase home ownership		Number of home ownership					
12 Construction of Housing 570.201(m) ▼				Matrix Codes ▼			
13 Direct Homeownership Assistance 570.201(n) ▼				Matrix Codes ▼			
Matrix Codes ▼				Matrix Codes ▼			
Program Year 1	HOME ▼	Proposed Amt.	\$911,027.00		Fund Source: ▼	Proposed Amt.	\$0.00
		Actual Amount	\$0.00			Actual Amount	\$0.00
	Fund Source: ▼	Proposed Amt.	\$0.00		Fund Source: ▼	Proposed Amt.	\$0.00
		Actual Amount	\$0.00			Actual Amount	\$0.00
	Accompl. Type: ▼	Proposed Units	9		10 Housing Units ▼	Proposed Units	0
		Actual Units	0			Actual Units	0
	Accompl. Type: ▼	Proposed Units	0		Accompl. Type: ▼	Proposed Units	0
		Actual Units	0			Actual Units	0

Program Year 2	Fund Source: ▼	Proposed Amt.			HOME ▼	Proposed Amt.	
		Actual Amount				Actual Amount	
	Fund Source: ▼	Proposed Amt.			Fund Source: ▼	Proposed Amt.	
		Actual Amount				Actual Amount	
	Accompl. Type: ▼	Proposed Units			10 Housing Units ▼	Proposed Units	
		Actual Units				Actual Units	
	Accompl. Type: ▼	Proposed Units			Accompl. Type: ▼	Proposed Units	
		Actual Units				Actual Units	
Program Year 3	Fund Source: ▼	Proposed Amt.			HOME ▼	Proposed Amt.	
		Actual Amount				Actual Amount	
	Fund Source: ▼	Proposed Amt.			Fund Source: ▼	Proposed Amt.	
		Actual Amount				Actual Amount	
	Accompl. Type: ▼	Proposed Units			10 Housing Units ▼	Proposed Units	
		Actual Units				Actual Units	
	Accompl. Type: ▼	Proposed Units			Accompl. Type: ▼	Proposed Units	
		Actual Units				Actual Units	
Program Year 4	Fund Source: ▼	Proposed Amt.			HOME ▼	Proposed Amt.	
		Actual Amount				Actual Amount	
	Fund Source: ▼	Proposed Amt.			Fund Source: ▼	Proposed Amt.	
		Actual Amount				Actual Amount	
	Accompl. Type: ▼	Proposed Units			10 Housing Units ▼	Proposed Units	
		Actual Units				Actual Units	
	Accompl. Type: ▼	Proposed Units			Accompl. Type: ▼	Proposed Units	
		Actual Units				Actual Units	
Program Year 5	Fund Source: ▼	Proposed Amt.			Fund Source: ▼	Proposed Amt.	
		Actual Amount				Actual Amount	
	Fund Source: ▼	Proposed Amt.			Fund Source: ▼	Proposed Amt.	
		Actual Amount				Actual Amount	
	Accompl. Type: ▼	Proposed Units			10 Housing Units ▼	Proposed Units	
		Actual Units				Actual Units	
	Accompl. Type: ▼	Proposed Units			Accompl. Type: ▼	Proposed Units	
		Actual Units				Actual Units	

Project Name: CHDO Set-Aside						
Description:	IDIS Project #: <input type="text"/> UOG Code: CA62292 MODESTO					
Fifteen percent of the HOME fund will be set aside for an eligible Community Housing Development Organization (CHDO) to cover the project costs of affordable housing projects.						
Location: City of Modesto, 1010 Tenth Street, Modesto, CA 95354 community-wide National Objective: LMH	Priority Need Category Select one: Owner Occupied Housing ▼					
Expected Completion Date: On Going	Explanation: CHDO Set Aside - minimum 15% of entitlement grant.					
Objective Category <input checked="" type="radio"/> Decent Housing <input type="radio"/> Suitable Living Environment <input type="radio"/> Economic Opportunity	Specific Objectives					
Outcome Categories <input checked="" type="checkbox"/> Availability/Accessibility <input type="checkbox"/> Affordability <input type="checkbox"/> Sustainability	1. Increase the supply of affordable rental housing ▼ 2. Increase the availability of affordable owner housing ▼ 3. <input type="text"/> ▼					
Project-level Accomplishments	10 Housing Units ▼	Proposed	<input type="text"/>	10 Housing Units ▼	Proposed	<input type="text"/>
		Underway	<input type="text"/>		Underway	<input type="text"/>
	FY 2010 - 2011	Complete	<input type="text"/>	FY 2013 - 2014	Complete	<input type="text"/>
	10 Housing Units ▼	Proposed	<input type="text"/>	10 Housing Units ▼	Proposed	<input type="text"/>
		Underway	<input type="text"/>		Underway	<input type="text"/>
	FY 2011 - 2012	Complete	<input type="text"/>	FY 2014 - 2015	Complete	<input type="text"/>
	10 Housing Units ▼	Proposed	<input type="text"/>	Accompl. Type: ▼	Proposed	<input type="text"/>
		Underway	<input type="text"/>		Underway	<input type="text"/>
	FY 2012 - 2013	Complete	<input type="text"/>		Complete	<input type="text"/>
Proposed Outcome	Performance Measure	Actual Outcome				
Increase home ownership	Number of home ownership					
12 Construction of Housing 570.201(m) ▼	Matrix Codes ▼					
13 Direct Homeownership Assistance 570.201(n) ▼	Matrix Codes ▼					
Matrix Codes ▼	Matrix Codes ▼					
Program Year 1	HOME ▼	Proposed Amt.	\$197,842.00	HOME ▼	Proposed Amt.	\$0.00
		Actual Amount	\$0.00		Actual Amount	\$0.00
	Fund Source: ▼	Proposed Amt.	\$0.00	Fund Source: ▼	Proposed Amt.	\$0.00
		Actual Amount	\$0.00		Actual Amount	\$0.00
	Accompl. Type: ▼	Proposed Units	0	10 Housing Units ▼	Proposed Units	0
		Actual Units	0		Actual Units	0
	Accompl. Type: ▼	Proposed Units	0	Accompl. Type: ▼	Proposed Units	0
		Actual Units	0		Actual Units	0

Project Name: CHDO Operating							
Description:	IDIS Project #: UOG Code: CA62292 MODESTO						
Five percent of the HOME fund will be set aside for an eligible Community Housing Development Organization (CHDO) to assist with the operational costs of the organization implementing an affordable housing project.							
Location: City of Modesto, 1010 Tenth Street, Modesto, CA 95354	Priority Need Category Select one: Owner Occupied Housing ▼						
National Objective: n/a	Explanation: CHDO Operating - max 5% of entitlement grant. Once CHDO Set-Aside funding gets released CHDO Operating will be allocated to a CHDO for building capacity or operation activities to produce an affordable housing project.						
Expected Completion Date: On Going	Specific Objectives 1. Increase the supply of affordable rental housing ▼ 2. Increase the availability of affordable owner housing ▼ 3. ▼						
Objective Category <input checked="" type="radio"/> Decent Housing <input type="radio"/> Suitable Living Environment <input type="radio"/> Economic Opportunity							
Outcome Categories <input checked="" type="checkbox"/> Availability/Accessibility <input type="checkbox"/> Affordability <input type="checkbox"/> Sustainability							
Project-level Accomplishments	Accompl. Type: ▼ Proposed Underway Complete	FY 2010 - 2011	Accompl. Type: ▼ Proposed Underway Complete	FY 2013 - 2014			
	Accompl. Type: ▼ Proposed Underway Complete	FY 2011 - 2012	Accompl. Type: ▼ Proposed Underway Complete	FY 2014 - 2015			
	Accompl. Type: ▼ Proposed Underway Complete	FY 2012 - 2013	Accompl. Type: ▼ Proposed Underway Complete				
	Proposed Outcome		Performance Measure		Actual Outcome		
	19B HOME CHDO Operating Costs (not part of 5% Admin ca) ▼		Matrix Codes ▼				
	12 Construction of Housing 570.201(m) ▼		Matrix Codes ▼				
	Matrix Codes ▼		Matrix Codes ▼				
	Program Year 1	Fund Source: ▼	Proposed Amt.	\$65,947.00	HOME ▼	Proposed Amt.	\$0.00
			Actual Amount	\$0.00		Actual Amount	\$0.00
		Fund Source: ▼	Proposed Amt.	\$0.00	Fund Source: ▼	Proposed Amt.	\$0.00
			Actual Amount	\$0.00		Actual Amount	\$0.00
		Accompl. Type: ▼	Proposed Units	0	Accompl. Type: ▼	Proposed Units	0
		Actual Units	0		Actual Units	0	
Accompl. Type: ▼		Proposed Units	0	Accompl. Type: ▼	Proposed Units	0	
		Actual Units	0		Actual Units	0	

Project Name: ESG Administration							
Description:	IDIS Project #: <input type="text"/> UOG Code: CA62292 MODESTO						
Administration funding will be used to provide program management, administration, and compliance for the City of Modesto's ESG programs.							
Location:	Priority Need Category						
5132 South Avenue Empire, CA 95319 community-wide National Objective: LMC	Select one: <input type="text" value="Planning/Administration"/>						
Expected Completion Date:	Explanation:						
On Going	ESG Administration - max 5% of entitlement grant, beginning FY 2007-2008. (ESG Admin was included in CDBG Admin in prior years)						
Objective Category							
<input type="radio"/> Decent Housing							
<input type="radio"/> Suitable Living Environment							
<input type="radio"/> Economic Opportunity							
Specific Objectives							
Outcome Categories	1, <input type="text"/>						
<input type="checkbox"/> Availability/Accessibility	2, <input type="text"/>						
<input type="checkbox"/> Affordability	3, <input type="text"/>						
<input type="checkbox"/> Sustainability							
Project-level Accomplishments	Accompl. Type: <input type="text"/>	Proposed			Accompl. Type: <input type="text"/>	Proposed	
		Underway				Underway	
	FY 2010 - 2011	Complete			FY 2013 - 2014	Complete	
	Accompl. Type: <input type="text"/>	Proposed			Accompl. Type: <input type="text"/>	Proposed	
		Underway				Underway	
	FY 2011 - 2012	Complete			FY 2014 - 2015	Complete	
	01 People	Proposed			Accompl. Type: <input type="text"/>	Proposed	
		Underway				Underway	
	FY 2012 - 2013	Complete				Complete	
Proposed Outcome	Performance Measure	Actual Outcome					
21A General Program Administration 570.206 <input type="text"/>				Matrix Codes <input type="text"/>			
Matrix Codes <input type="text"/>				Matrix Codes <input type="text"/>			
Matrix Codes <input type="text"/>				Matrix Codes <input type="text"/>			
Program Year 1	ESG <input type="text"/>	Proposed Amt.	\$5,153.00	Carryover Funds	Fund Source: <input type="text"/>	Proposed Amt.	\$0.00
		Actual Amount	\$0.00			Actual Amount	\$0.00
	Fund Source: <input type="text"/>	Proposed Amt.	\$0.00		Fund Source: <input type="text"/>	Proposed Amt.	\$0.00
		Actual Amount	\$0.00			Actual Amount	\$0.00
	Accompl. Type: <input type="text"/>	Proposed Units	0		Accompl. Type: <input type="text"/>	Proposed Units	0
		Actual Units	0			Actual Units	0
	Accompl. Type: <input type="text"/>	Proposed Units	0		Accompl. Type: <input type="text"/>	Proposed Units	0
		Actual Units	0			Actual Units	0

Project Name: ESG – Shelter Services for Homeless Families (FPOGM)								
Description:	IDIS Project #: UOG Code: CA62292 MODESTO							
Family Promise of Greater Modesto (FPOGM) – Funding will be used to support shelter maintenance, operation, rent, repairs, security, fuel, equipment, insurance, utilities, food, and furnishings. Family Promise works with households to overcome homelessness and regain independence through an extensive network of eleven congregations and more than 400 volunteers and intensive case management.								
Location: 2301 Woodland Avenue Modesto, CA 95358	Priority Need Category Select one: Homeless/HIV/AIDS ▼							
community-wide	Explanation: Shelter and support services will be provided to 25 households.							
Expected Completion Date: On Going								
Objective Category <input type="radio"/> Decent Housing <input checked="" type="radio"/> Suitable Living Environment <input type="radio"/> Economic Opportunity	Specific Objectives							
Outcome Categories <input checked="" type="checkbox"/> Availability/Accessibility <input type="checkbox"/> Affordability <input type="checkbox"/> Sustainability	1. Increase the number of homeless persons moving into permanent housing ▼ 2. End chronic homelessness ▼ 3. Improve the services for low/mod income persons ▼							
Project-level Accomplishments	01 People ▼	Proposed			01 People ▼	Proposed		
		Underway				Underway		
	Fy 2010 - 2011	Complete			FY 2013 - 2014	Complete		
	01 People ▼	Proposed			01 People ▼	Proposed		
		Underway				Underway		
	FY 2011 - 2012	Complete			FY 2014 - 2015	Complete		
	01 People ▼	Proposed			Accompl. Type: ▼	Proposed		
		Underway				Underway		
	FY 2012 - 2013	Complete				Complete		
Proposed Outcome		Performance Measure		Actual Outcome				
Households, with the support of Family Promise		Unduplicated households served						
03T Operating Costs of Homeless/AIDS Patients Programs ▼		Matrix Codes ▼						
Matrix Codes ▼		Matrix Codes ▼						
Matrix Codes ▼		Matrix Codes ▼						
Program Year 1	ESG ▼	Proposed Amt.	\$3,015.00	Carryover Funds	Fund Source: ▼	Proposed Amt.	\$0.00	
		Actual Amount	\$0.00			Actual Amount	\$0.00	
	Fund Source: ▼	Proposed Amt.	\$0.00		ESG ▼	Proposed Amt.	\$0.00	
		Actual Amount	\$0.00			Actual Amount	\$0.00	
	01 People ▼	Proposed Units	25		Accompl. Type: ▼	Proposed Units	0	
		Actual Units	0			Actual Units	0	
	Accompl. Type: ▼	Proposed Units	0		01 People ▼	Proposed Units	0	
		Actual Units	0			Actual Units	0	

Project Name: ESG - Infant Shelter at Marsha's House (CCC)							
Description:	IDIS Project #: UOG Code: CA62292 MODESTO						
Children's Crisis Center of Stanislaus County (CCC) – Funding will be used to support shelter maintenance, operation, rent, repairs, security, fuel, equipment, insurance, utilities, food, and furnishings. Infant Shelter at Marsha's House provides specialized care for infants and toddlers, ages 0-3, experiencing homelessness.							
Location: PO Box 1062 – Organization Address 133 Downey Avenue – Project Address community-wide National Objective: LMC	Priority Need Category Select one: Homeless/HIV/AIDS ▼						
Expected Completion Date: 6/30/2007	Explanation: Shelter and specialized care will be provided to 55 unduplicated persons and case management and other support services to 30 unduplicated households.						
Objective Category <input type="radio"/> Decent Housing <input checked="" type="radio"/> Suitable Living Environment <input type="radio"/> Economic Opportunity	Specific Objectives						
Outcome Categories <input checked="" type="checkbox"/> Availability/Accessibility <input type="checkbox"/> Affordability <input type="checkbox"/> Sustainability	1. Increase the number of homeless persons moving into permanent housing ▼ 2. End chronic homelessness ▼ 3. Improve the services for low/mod income persons ▼						
Project-level Accomplishments	01 People ▼	Proposed		Accompl. Type: ▼	Proposed		
	FY 2010 - 2011	Underway		FY 2013 - 2014	Underway		
		Complete			Complete		
	01 People ▼	Proposed		01 People ▼	Proposed		
	FY 2011 - 2012	Underway		FY 2014 - 2015	Underway		
		Complete			Complete		
	Accompl. Type: ▼	Proposed		Accompl. Type: ▼	Proposed		
	FY 2012 - 2013	Underway			Underway		
		Complete			Complete		
	Proposed Outcome		Performance Measure		Actual Outcome		
	Comprehensive services will be provided to households and shelter		Unduplicated persons served Unduplicated households served				
	03T Operating Costs of Homeless/AIDS Patients Programs ▼		Matrix Codes ▼				
Matrix Codes ▼		Matrix Codes ▼					
Matrix Codes ▼		Matrix Codes ▼					
Program Year 1	ESG ▼	Proposed Amt.	\$18,886.00	Carryover Funds	Fund Source: ▼	Proposed Amt.	\$0.00
		Actual Amount	\$0.00			Actual Amount	\$0.00
	Fund Source: ▼	Proposed Amt.	\$0.00		Fund Source: ▼	Proposed Amt.	\$0.00
		Actual Amount	\$0.00			Actual Amount	\$0.00
	Accompl. Type: ▼	Proposed Units	85		Accompl. Type: ▼	Proposed Units	0
		Actual Units	0			Actual Units	0
	Accompl. Type: ▼	Proposed Units	0		01 People ▼	Proposed Units	0
		Actual Units	0			Actual Units	0

Program Year 2	Fund Source: ▼	Proposed Amt.		Fund Source: ▼	Proposed Amt.	
		Actual Amount			Actual Amount	
	Fund Source: ▼	Proposed Amt.		Fund Source: ▼	Proposed Amt.	
		Actual Amount			Actual Amount	
	Accompl. Type: ▼	Proposed Units		Accompl. Type: ▼	Proposed Units	
		Actual Units			Actual Units	
	Accompl. Type: ▼	Proposed Units		Accompl. Type: ▼	Proposed Units	
		Actual Units			Actual Units	
Program Year 3	Fund Source: ▼	Proposed Amt.		Fund Source: ▼	Proposed Amt.	
		Actual Amount			Actual Amount	
	Fund Source: ▼	Proposed Amt.		Fund Source: ▼	Proposed Amt.	
		Actual Amount			Actual Amount	
	Accompl. Type: ▼	Proposed Units		Accompl. Type: ▼	Proposed Units	
		Actual Units			Actual Units	
	Accompl. Type: ▼	Proposed Units		Accompl. Type: ▼	Proposed Units	
		Actual Units			Actual Units	
Program Year 4	Fund Source: ▼	Proposed Amt.		Fund Source: ▼	Proposed Amt.	
		Actual Amount			Actual Amount	
	Fund Source: ▼	Proposed Amt.		Fund Source: ▼	Proposed Amt.	
		Actual Amount			Actual Amount	
	Accompl. Type: ▼	Proposed Units		Accompl. Type: ▼	Proposed Units	
		Actual Units			Actual Units	
	Accompl. Type: ▼	Proposed Units		Accompl. Type: ▼	Proposed Units	
		Actual Units			Actual Units	
Program Year 5	Fund Source: ▼	Proposed Amt.		Fund Source: ▼	Proposed Amt.	
		Actual Amount			Actual Amount	
	Fund Source: ▼	Proposed Amt.		ESG ▼	Proposed Amt.	\$0.00
		Actual Amount			Actual Amount	
	Accompl. Type: ▼	Proposed Units		Accompl. Type: ▼	Proposed Units	
		Actual Units			Actual Units	
	Accompl. Type: ▼	Proposed Units		01 People ▼	Proposed Units	0
		Actual Units			Actual Units	

Grantee Name: **City of Modesto**

Project Name: ESG – Pathways (CHS)							
Description:	IDIS Project #: UOG Code: CA62292 MODESTO						
Center for Human Services (CHS) – Funding will be used to support shelter maintenance, operation, rent, repairs, security, fuel, equipment, insurance, utilities, food, and furnishings. Pathways is a comprehensive transitional living program for youth experiencing homelessness, ages 18-21.							
Location: 1700 McHenry Village Way, Suite 11 – Organization Address 700 Norwegian Avenue – Project Address community-wide	Priority Need Category Select one: Homeless/HIV/AIDS ▼						
Expected Completion Date: On going	Explanation: Transitional supportive housing will be provided to 20 unduplicated persons without dependents or households.						
Objective Category <input type="radio"/> Decent Housing <input checked="" type="radio"/> Suitable Living Environment <input type="radio"/> Economic Opportunity	Specific Objectives						
Outcome Categories <input checked="" type="checkbox"/> Availability/Accessibility <input type="checkbox"/> Affordability <input type="checkbox"/> Sustainability	1. Increase the number of homeless persons moving into permanent housing ▼ 2. End chronic homelessness ▼ 3. Improve the services for low/mod income persons ▼						
Project-level Accomplishments	01 People ▼	Proposed			01 People ▼	Proposed	
		Underway				Underway	
		Complete			FY 2013 - 2014	Complete	
	FY 2010 - 2011						
	01 People ▼	Proposed			01 People ▼	Proposed	
		Underway				Underway	
		Complete			FY 2014 - 2015	Complete	
	FY 2011 - 2012						
	01 People ▼	Proposed			Accompl. Type: ▼	Proposed	
		Underway				Underway	
		Complete				Complete	
	FY 2012 - 2013						
Proposed Outcome		Performance Measure		Actual Outcome			
Youth, ages 18-21, will receive transitional supportive housing		Unduplicated persons (without dependents) served Unduplicated households served					
05D Youth Services 570.201(e) ▼				03T Operating Costs of Homeless/AIDS Patients Programs ▼			
05O Mental Health Services 570.201(e) ▼				Matrix Codes ▼			
05F Substance Abuse Services 570.201(e) ▼				Matrix Codes ▼			
Program Year 1	ESG ▼	Proposed Amt.	\$15,886.00	Carryover Funds	Fund Source: ▼	Proposed Amt.	\$0.00
		Actual Amount	\$0.00			Actual Amount	\$0.00
	Fund Source: ▼	Proposed Amt.	\$0.00		Fund Source: ▼	Proposed Amt.	\$0.00
		Actual Amount	\$0.00			Actual Amount	\$0.00
	01 People ▼	Proposed Units	20		Accompl. Type: ▼	Proposed Units	0
		Actual Units	0			Actual Units	0
	Accompl. Type: ▼	Proposed Units	0		Accompl. Type: ▼	Proposed Units	0
		Actual Units	0			Actual Units	0

Program Year 2	Fund Source: ▼	Proposed Amt.		Fund Source: ▼	Proposed Amt.	
		Actual Amount			Actual Amount	
	Fund Source: ▼	Proposed Amt.		Fund Source: ▼	Proposed Amt.	
		Actual Amount			Actual Amount	
	Accompl. Type: ▼	Proposed Units		Accompl. Type: ▼	Proposed Units	
		Actual Units			Actual Units	
	Accompl. Type: ▼	Proposed Units		Accompl. Type: ▼	Proposed Units	
		Actual Units			Actual Units	
Program Year 3	Fund Source: ▼	Proposed Amt.		Fund Source: ▼	Proposed Amt.	
		Actual Amount			Actual Amount	
	Fund Source: ▼	Proposed Amt.		Fund Source: ▼	Proposed Amt.	
		Actual Amount			Actual Amount	
	Accompl. Type: ▼	Proposed Units		Accompl. Type: ▼	Proposed Units	
		Actual Units			Actual Units	
	Accompl. Type: ▼	Proposed Units		Accompl. Type: ▼	Proposed Units	
		Actual Units			Actual Units	
Program Year 4	Fund Source: ▼	Proposed Amt.		Fund Source: ▼	Proposed Amt.	
		Actual Amount			Actual Amount	
	Fund Source: ▼	Proposed Amt.		Fund Source: ▼	Proposed Amt.	
		Actual Amount			Actual Amount	
	Accompl. Type: ▼	Proposed Units		Accompl. Type: ▼	Proposed Units	
		Actual Units			Actual Units	
	Accompl. Type: ▼	Proposed Units		Accompl. Type: ▼	Proposed Units	
		Actual Units			Actual Units	
Program Year 5	Fund Source: ▼	Proposed Amt.		Fund Source: ▼	Proposed Amt.	
		Actual Amount			Actual Amount	
	Fund Source: ▼	Proposed Amt.		Fund Source: ▼	Proposed Amt.	
		Actual Amount			Actual Amount	
	Accompl. Type: ▼	Proposed Units		Accompl. Type: ▼	Proposed Units	
		Actual Units			Actual Units	
	Accompl. Type: ▼	Proposed Units		Accompl. Type: ▼	Proposed Units	
		Actual Units			Actual Units	

Grantee Name: **City of Modesto**

Project Name: ESG – Hutton House (CHS)								
Description:	IDIS Project #: UOG Code: CA62292 MODESTO							
Center for Human Services (CHS) – Funding will be used to support shelter maintenance, operation, rent, repairs, security, fuel, equipment, insurance, utilities, food, and furnishings. Hutton House is a supportive transitional living program for youth experiencing homelessness, ages 13-17.								
Location:	Priority Need Category							
1700 McHenry Village Way, Suite 11 – Organization Address 201 Jennie Street – Project Address community-wide National Objective: LMC	Select one: Homeless/HIV/AIDS ▼							
Expected Completion Date:	Explanation:							
On going	Residential services will be provided to 100 persons and day services to 75 persons.							
Objective Category <input type="radio"/> Decent Housing <input checked="" type="radio"/> Suitable Living Environment <input type="radio"/> Economic Opportunity	Specific Objectives							
Outcome Categories <input checked="" type="checkbox"/> Availability/Accessibility <input type="checkbox"/> Affordability <input type="checkbox"/> Sustainability	1. Increase the number of homeless persons moving into permanent housing ▼ 2. End chronic homelessness ▼ 3. Improve the services for low/mod income persons ▼							
Project-level Accomplishments	01 People ▼	Proposed			01 People ▼	Proposed		
		Underway				Underway		
	FY 2010 - 2011	Complete			FY 2013 - 2014	Complete		
	01 People ▼	Proposed			01 People ▼	Proposed		
		Underway				Underway		
	FY 2011 - 2012	Complete			FY 2014 - 2015	Complete		
	01 People ▼	Proposed			Accompl. Type: ▼	Proposed		
		Underway				Underway		
	FY 2012 - 2013	Complete				Complete		
	Proposed Outcome		Performance Measure		Actual Outcome			
	Youth, ages 13-17, will receive transitional supportive housing		Unduplicated persons served (residential services) Unduplicated persons served (day services)					
	05D Youth Services 570.201(e) ▼				03T Operating Costs of Homeless/AIDS Patients Programs ▼			
05O Mental Health Services 570.201(e) ▼				Matrix Codes ▼				
05N Abused and Neglected Children 570.201(e) ▼				Matrix Codes ▼				
Program Year 1	ESG ▼	Proposed Amt.	\$15,886.00	Carryover Funds	Fund Source: ▼	Proposed Amt.	\$0.00	
		Actual Amount	\$0.00			Actual Amount	\$0.00	
	Fund Source: ▼	Proposed Amt.	\$0.00		Fund Source: ▼	Proposed Amt.	\$0.00	
		Actual Amount	\$0.00			Actual Amount	\$0.00	
	01 People ▼	Proposed Units	175		Accompl. Type: ▼	Proposed Units	0	
		Actual Units	0			Actual Units	0	
	Accompl. Type: ▼	Proposed Units	0		Accompl. Type: ▼	Proposed Units	0	
		Actual Units	0			Actual Units	0	

Program Year 2	Fund Source: ▼	Proposed Amt.		Fund Source: ▼	Proposed Amt.	
		Actual Amount			Actual Amount	
	Fund Source: ▼	Proposed Amt.		Fund Source: ▼	Proposed Amt.	
		Actual Amount			Actual Amount	
	Accompl. Type: ▼	Proposed Units		Accompl. Type: ▼	Proposed Units	
		Actual Units			Actual Units	
	Accompl. Type: ▼	Proposed Units		Accompl. Type: ▼	Proposed Units	
		Actual Units			Actual Units	
Program Year 3	Fund Source: ▼	Proposed Amt.		Fund Source: ▼	Proposed Amt.	
		Actual Amount			Actual Amount	
	Fund Source: ▼	Proposed Amt.		Fund Source: ▼	Proposed Amt.	
		Actual Amount			Actual Amount	
	Accompl. Type: ▼	Proposed Units		Accompl. Type: ▼	Proposed Units	
		Actual Units			Actual Units	
	Accompl. Type: ▼	Proposed Units		Accompl. Type: ▼	Proposed Units	
		Actual Units			Actual Units	
Program Year 4	Fund Source: ▼	Proposed Amt.		Fund Source: ▼	Proposed Amt.	
		Actual Amount			Actual Amount	
	Fund Source: ▼	Proposed Amt.		Fund Source: ▼	Proposed Amt.	
		Actual Amount			Actual Amount	
	Accompl. Type: ▼	Proposed Units		Accompl. Type: ▼	Proposed Units	
		Actual Units			Actual Units	
	Accompl. Type: ▼	Proposed Units		Accompl. Type: ▼	Proposed Units	
		Actual Units			Actual Units	
Program Year 5	Fund Source: ▼	Proposed Amt.		Fund Source: ▼	Proposed Amt.	
		Actual Amount			Actual Amount	
	Fund Source: ▼	Proposed Amt.		Fund Source: ▼	Proposed Amt.	
		Actual Amount			Actual Amount	
	Accompl. Type: ▼	Proposed Units		Accompl. Type: ▼	Proposed Units	
		Actual Units			Actual Units	
	Accompl. Type: ▼	Proposed Units		Accompl. Type: ▼	Proposed Units	
		Actual Units			Actual Units	

Project Name: ESG – Homelessness Prevention Activities (CHSS)								
Description:	IDIS Project #: UOG Code: CA62292 MODESTO							
Community Housing and Shelter Services (CHSS) – Funding will be used to carry out homelessness prevention activities, such as financial assistance to households who have received eviction notices or notices of termination of utility services if - (A) the inability of the household to make the required payments is due to a sudden reduction in income; (B) the assistance is necessary to avoid the eviction or termination of services; (C) there is a reasonable prospect that the household will be able to resume payments within a reasonable period of time; and (D) the assistance will not supplant funding for preexisting homelessness prevention activities from other sources.								
Location: 823 Fifteenth Street Modesto, CA 95354 community-wide National Objective: LMC	Priority Need Category Select one: Public Services ▼							
Expected Completion Date: On Going	Explanation: Homelessness prevention assistance will be provided to 15 households.							
Objective Category <input type="radio"/> Decent Housing <input checked="" type="radio"/> Suitable Living Environment <input type="radio"/> Economic Opportunity	Specific Objectives							
Outcome Categories <input type="checkbox"/> Availability/Accessibility <input type="checkbox"/> Affordability <input checked="" type="checkbox"/> Sustainability	1, Improve the services for low/mod income persons ▼ 2, ▼ 3, ▼							
Project-level Accomplishments	01 People ▼	Proposed			01 People ▼	Proposed		
		Underway				Underway		
	FY 2010 - 2011	Complete			FY 2013 - 2014	Complete		
	01 People ▼	Proposed			01 People ▼	Proposed		
		Underway				Underway		
	FY 2011 - 2012	Complete			FY 2014 - 2015	Complete		
	01 People ▼	Proposed			Accompl. Type: ▼	Proposed		
		Underway				Underway		
	FY 2012 - 2013	Complete				Complete		
	Proposed Outcome		Performance Measure		Actual Outcome			
	Households will receive assistance to prevent experiencing the trauma of homelessness.		Unduplicated number of households served					
	05 Public Services (General) 570.201(e) ▼		Matrix Codes ▼		Matrix Codes ▼			
Matrix Codes ▼		Matrix Codes ▼		Matrix Codes ▼				
Matrix Codes ▼		Matrix Codes ▼		Matrix Codes ▼				
Program Year 1	ESG ▼	Proposed Amt.	\$13,887.00	Carryover Funds	Fund Source: ▼	Proposed Amt.	\$0.00	
		Actual Amount	\$0.00			Actual Amount	\$0.00	
	Fund Source: ▼	Proposed Amt.	\$0.00		Fund Source: ▼	Proposed Amt.	\$0.00	
		Actual Amount	\$0.00			Actual Amount	\$0.00	
	04 Households ▼	Proposed Units	15		Accompl. Type: ▼	Proposed Units	0	
		Actual Units	0			Actual Units	0	
	Accompl. Type: ▼	Proposed Units	0		Accompl. Type: ▼	Proposed Units	0	
		Actual Units	0			Actual Units	0	

Program Year 2	Fund Source: ▼	Proposed Amt.		Fund Source: ▼	Proposed Amt.	
		Actual Amount			Actual Amount	
	Fund Source: ▼	Proposed Amt.		Fund Source: ▼	Proposed Amt.	
		Actual Amount			Actual Amount	
	Accompl. Type: ▼	Proposed Units		Accompl. Type: ▼	Proposed Units	
		Actual Units			Actual Units	
	Accompl. Type: ▼	Proposed Units		Accompl. Type: ▼	Proposed Units	
		Actual Units			Actual Units	
Program Year 3	Fund Source: ▼	Proposed Amt.		Fund Source: ▼	Proposed Amt.	
		Actual Amount			Actual Amount	
	Fund Source: ▼	Proposed Amt.		Fund Source: ▼	Proposed Amt.	
		Actual Amount			Actual Amount	
	Accompl. Type: ▼	Proposed Units		Accompl. Type: ▼	Proposed Units	
		Actual Units			Actual Units	
	Accompl. Type: ▼	Proposed Units		Accompl. Type: ▼	Proposed Units	
		Actual Units			Actual Units	
Program Year 4	Fund Source: ▼	Proposed Amt.		Fund Source: ▼	Proposed Amt.	
		Actual Amount			Actual Amount	
	Fund Source: ▼	Proposed Amt.		Fund Source: ▼	Proposed Amt.	
		Actual Amount			Actual Amount	
	Accompl. Type: ▼	Proposed Units		Accompl. Type: ▼	Proposed Units	
		Actual Units			Actual Units	
	Accompl. Type: ▼	Proposed Units		Accompl. Type: ▼	Proposed Units	
		Actual Units			Actual Units	
Program Year 5	Fund Source: ▼	Proposed Amt.		Fund Source: ▼	Proposed Amt.	
		Actual Amount			Actual Amount	
	Fund Source: ▼	Proposed Amt.		Fund Source: ▼	Proposed Amt.	
		Actual Amount			Actual Amount	
	Accompl. Type: ▼	Proposed Units		Accompl. Type: ▼	Proposed Units	
		Actual Units			Actual Units	
	Accompl. Type: ▼	Proposed Units		Accompl. Type: ▼	Proposed Units	
		Actual Units			Actual Units	

Project Name: ESG – Second Floor Emergency Exit at Cricket’s House (CCC)							
Description:	IDIS Project #: UOG Code: CA62292 MODESTO						
Children’s Crisis Center of Stanislaus County – Funding will be used to construct second-floor emergency exit stairway at Cricket’s House. The additional space located on the second floor of the building will serve 2 more children for day services and 6 more children for shelter. Cricket’s House provides shelter and support services to children, ages 0-17.							
Location:	Priority Need Category						
PO Box 1062 – Organization Address 133 Downey Avenue – Project Address community-wide National Objective: LMC	Select one: Homeless/HIV/AIDS ▼						
Expected Completion Date:	Explanation:						
On Going	Shelter will be provided to 130 unduplicated persons and support services to 60 unduplicated households.						
Objective Category	Specific Objectives						
<input type="radio"/> Decent Housing <input checked="" type="radio"/> Suitable Living Environment <input type="radio"/> Economic Opportunity	1. Increase the number of homeless persons moving into permanent housing ▼ 2. End chronic homelessness ▼ 3. Improve the services for low/mod income persons ▼						
Outcome Categories							
<input checked="" type="checkbox"/> Availability/Accessibility <input type="checkbox"/> Affordability <input type="checkbox"/> Sustainability							
Project-level Accomplishments	Accompl. Type: ▼	Proposed			Accompl. Type: ▼	Proposed	
		Underway				Underway	
	FY 2010 - 2011	Complete			FY 2013 -2014	Complete	
	01 People ▼	Proposed			01 People ▼	Proposed	
		Underway				Underway	
	FY 2011 - 2012	Complete			FY 2014 - 2015	Complete	
	Accompl. Type: ▼	Proposed			Accompl. Type: ▼	Proposed	
	FY 2012 - 2013	Complete				Complete	
Proposed Outcome	Performance Measure	Actual Outcome					
Second-floor conversion with construction of emergency exit stairway	Unduplicated persons served Unduplicated households served						
03C Homeless Facilities (not operating costs) 570.201(c) ▼	Matrix Codes ▼						
Matrix Codes ▼	Matrix Codes ▼						
Matrix Codes ▼	Matrix Codes ▼						
Program Year 1	CDBG ▼	Proposed Amt.	\$14,200.00	Carryover Funds	Fund Source: ▼	Proposed Amt.	\$0.00
		Actual Amount	\$0.00			Actual Amount	\$0.00
	Fund Source: ▼	Proposed Amt.	\$0.00		ESG ▼	Proposed Amt.	\$0.00
		Actual Amount	\$0.00			Actual Amount	\$0.00
	01 People ▼	Proposed Units	130		Accompl. Type: ▼	Proposed Units	0
		Actual Units	0			Actual Units	0
	Accompl. Type: ▼	Proposed Units	0		Accompl. Type: ▼	Proposed Units	0
		Actual Units	0			Actual Units	0

Program Year 2	Fund Source: ▼	Proposed Amt.		Fund Source: ▼	Proposed Amt.	
		Actual Amount			Actual Amount	
	Fund Source: ▼	Proposed Amt.		Fund Source: ▼	Proposed Amt.	
		Actual Amount			Actual Amount	
	Accompl. Type: ▼	Proposed Units		Accompl. Type: ▼	Proposed Units	
		Actual Units			Actual Units	
	Accompl. Type: ▼	Proposed Units		Accompl. Type: ▼	Proposed Units	
		Actual Units			Actual Units	
Program Year 3	Fund Source: ▼	Proposed Amt.		Fund Source: ▼	Proposed Amt.	
		Actual Amount			Actual Amount	
	Fund Source: ▼	Proposed Amt.		Fund Source: ▼	Proposed Amt.	
		Actual Amount			Actual Amount	
	Accompl. Type: ▼	Proposed Units		Accompl. Type: ▼	Proposed Units	
		Actual Units			Actual Units	
	Accompl. Type: ▼	Proposed Units		Accompl. Type: ▼	Proposed Units	
		Actual Units			Actual Units	
Program Year 4	Fund Source: ▼	Proposed Amt.		Fund Source: ▼	Proposed Amt.	
		Actual Amount			Actual Amount	
	Fund Source: ▼	Proposed Amt.		Fund Source: ▼	Proposed Amt.	
		Actual Amount			Actual Amount	
	Accompl. Type: ▼	Proposed Units		Accompl. Type: ▼	Proposed Units	
		Actual Units			Actual Units	
	Accompl. Type: ▼	Proposed Units		Accompl. Type: ▼	Proposed Units	
		Actual Units			Actual Units	
Program Year 5	Fund Source: ▼	Proposed Amt.		Fund Source: ▼	Proposed Amt.	
		Actual Amount			Actual Amount	
	Fund Source: ▼	Proposed Amt.		Fund Source: ▼	Proposed Amt.	
		Actual Amount			Actual Amount	
	Accompl. Type: ▼	Proposed Units		Accompl. Type: ▼	Proposed Units	
		Actual Units			Actual Units	
	Accompl. Type: ▼	Proposed Units		Accompl. Type: ▼	Proposed Units	
		Actual Units			Actual Units	

Project Name: ESG – The Salvation Army Emergency Shelter (SA)							
Description:	IDIS Project #: UOG Code: CA62292 MODESTO						
The Salvation Army, Modesto Citadel (SA) – Funding will be used to support shelter maintenance, operation, rent, repairs, security, fuel, equipment, insurance, utilities, food, and furnishings.							
Location:	Priority Need Category						
625 I Street – Organization Address 320 Ninth Street – Project Address community-wide National Objective: LMC	Select one: Homeless/HIV/AIDS ▼						
Expected Completion Date:	Explanation:						
On Going	Shelter will be provided to 750 unduplicated persons or showers, meals, and shelter will be provided to 20,000 duplicated persons.						
Objective Category <input type="radio"/> Decent Housing <input checked="" type="radio"/> Suitable Living Environment <input type="radio"/> Economic Opportunity	Specific Objectives						
Outcome Categories <input checked="" type="checkbox"/> Availability/Accessibility <input type="checkbox"/> Affordability <input type="checkbox"/> Sustainability	1. Increase the number of homeless persons moving into permanent housing ▼ 2. End chronic homelessness ▼ 3. Improve the services for low/mod income persons ▼						
Project-level Accomplishments	Accompl. Type: ▼ Proposed			Accompl. Type: ▼ Proposed			
		Underway			Underway		
	FY 2010 - 2011	Complete		FY 2013 - 2014	Complete		
	Accompl. Type: ▼ Proposed			Accompl. Type: ▼ Proposed			
		Underway			Underway		
	FY 2011 - 2012	Complete		FY 2014 - 2015	Complete		
	Accompl. Type: ▼ Proposed			Accompl. Type: ▼ Proposed			
		Underway			Underway		
	FY 2012 - 2013	Complete			Complete		
Proposed Outcome	Performance Measure	Actual Outcome					
Persons experiencing long-term homelessness	Unduplicated persons served Duplicated persons served						
03T Operating Costs of Homeless/AIDS Patients Programs ▼	Matrix Codes ▼	Matrix Codes ▼					
Matrix Codes ▼	Matrix Codes ▼	Matrix Codes ▼					
Matrix Codes ▼	Matrix Codes ▼	Matrix Codes ▼					
Program Year 1	ESG ▼	Proposed Amt.	\$20,000.00	Carryover Funds	Fund Source: ▼	Proposed Amt.	\$0.00
		Actual Amount	\$0.00			Actual Amount	\$0.00
	Fund Source: ▼	Proposed Amt.	\$0.00		Fund Source: ▼	Proposed Amt.	\$0.00
		Actual Amount	\$0.00			Actual Amount	\$0.00
	01 People ▼	Proposed Units	20,750		Accompl. Type: ▼	Proposed Units	0
		Actual Units	0			Actual Units	0
	Accompl. Type: ▼	Proposed Units	0		Accompl. Type: ▼	Proposed Units	0
		Actual Units	0			Actual Units	0

Program Year 2	Fund Source: ▼	Proposed Amt.		Fund Source: ▼	Proposed Amt.	
		Actual Amount			Actual Amount	
	Fund Source: ▼	Proposed Amt.		Fund Source: ▼	Proposed Amt.	
		Actual Amount			Actual Amount	
	Accompl. Type: ▼	Proposed Units		Accompl. Type: ▼	Proposed Units	
		Actual Units			Actual Units	
	Accompl. Type: ▼	Proposed Units		Accompl. Type: ▼	Proposed Units	
		Actual Units			Actual Units	
Program Year 3	Fund Source: ▼	Proposed Amt.		Fund Source: ▼	Proposed Amt.	
		Actual Amount			Actual Amount	
	Fund Source: ▼	Proposed Amt.		ESG ▼	Proposed Amt.	\$0.00
		Actual Amount			Actual Amount	\$0.00
	Accompl. Type: ▼	Proposed Units		Accompl. Type: ▼	Proposed Units	
		Actual Units			Actual Units	
	Accompl. Type: ▼	Proposed Units		01 People ▼	Proposed Units	0
		Actual Units			Actual Units	0
Program Year 4	Fund Source: ▼	Proposed Amt.		Fund Source: ▼	Proposed Amt.	
		Actual Amount			Actual Amount	
	Fund Source: ▼	Proposed Amt.		ESG ▼	Proposed Amt.	\$0.00
		Actual Amount			Actual Amount	
	Accompl. Type: ▼	Proposed Units		Accompl. Type: ▼	Proposed Units	
		Actual Units			Actual Units	
	Accompl. Type: ▼	Proposed Units		01 People ▼	Proposed Units	0
		Actual Units			Actual Units	
Program Year 5	Fund Source: ▼	Proposed Amt.		Fund Source: ▼	Proposed Amt.	
		Actual Amount			Actual Amount	
	Fund Source: ▼	Proposed Amt.		Fund Source: ▼	Proposed Amt.	
		Actual Amount			Actual Amount	
	Accompl. Type: ▼	Proposed Units		Accompl. Type: ▼	Proposed Units	
		Actual Units			Actual Units	
	Accompl. Type: ▼	Proposed Units		Accompl. Type: ▼	Proposed Units	
		Actual Units			Actual Units	



Summary of Specific Annual Objectives

Specific Obj. #	Outcome/Objective Specific Annual Objectives	Sources of Funds	Performance Indicators	Year	Expected Number	Actual Number	Percent Completed	
DH-1 Availability/Accessibility of Decent Housing								
DH-1 (1)	Objective H-1A.i: Construction of 44 affordable rental units over 5 years, or approximately 8 to 9 units annually.	HOME	Unit Construction	2010	9	0	0%	
				2011	9		0%	
		Source of Funds #2		2012	9		0%	
				2013	9		0%	
		Source of Funds #3		2014	8		0%	
		MULTI-YEAR GOAL				44	0	0%
		CDBG	Residents Assisted	2010	437	0	0%	
				2011	437		0%	
		Source of Funds #2		2012	437		0%	
		2013		437		0%		
	Source of Funds #3	2014		437		0%		
	MULTI-YEAR GOAL				2,184	0	0%	
	Objective H-4A.i: Assist 437 residents annually, or 2,184 over 5 years by providing fair housing consultations and information, investigation services, outreach and educational presentation and tenant landlord dispute resolution services.	Source of Funds #1	Performance Indicator #3	2010			#DIV/0!	
				2011			#DIV/0!	
		Source of Funds #2		2012			#DIV/0!	
		2013				#DIV/0!		
Source of Funds #3		2014				#DIV/0!		
MULTI-YEAR GOAL					0	#DIV/0!		



Summary of Specific Annual Objectives

Specific Obj. #	Outcome/Objective Specific Annual Objectives	Sources of Funds	Performance Indicators	Year	Expected Number	Actual Number	Percent Completed		
DH-1 Availability/Accessibility of Decent Housing									
DH-1 (2)	Objective SN-1A.i: Construct or provide housing rehabilitation and improvement assistance to 25 senior households annually, or 125 households over 5 years. (Also see Objectives H-1A.i, H-2A.i, H-3B.i, and H-3B.ii)	HOME	Households Assisted	2010	25		0%		
				2011	25		0%		
		CDBG		2012	25		0%		
				2013	25		0%		
		Source of Funds #3		2014	25		0%		
		MULTI-YEAR GOAL					125	0	0%
		HOME	Units Assisted	2010	18	0	0%		
				2011	18		0%		
		CDBG		2012	18		0%		
		2013		18		0%			
	Source of Funds #3		2014	18		0%			
	MULTI-YEAR GOAL					90	0	0%	
	Objective SN-2A.i: Construct or provide housing rehabilitation and improvement assistance to 18 units in supportive housing facilities annually, or 90 units over 5 years. (Also see Objectives H-1A.i, H-2A.i, H-3B.i, and H-3B.ii)	Source of Funds #1	Performance Indicator #3	2010			#DIV/0!		
				2011			#DIV/0!		
		Source of Funds #2		2012			#DIV/0!		
		2013				#DIV/0!			
Source of Funds #3			2014			#DIV/0!			
MULTI-YEAR GOAL						0	#DIV/0!		



Summary of Specific Annual Objectives

Specific Obj. #	Outcome/Objective Specific Annual Objectives	Sources of Funds	Performance Indicators	Year	Expected Number	Actual Number	Percent Completed	
DH-2 Affordability of Decent Housing								
DH-2 (1)	Objective H-2A.ii: Assist 7 to 8 households annually, or 36 households over 5 years, through the DPAP.	CDBG	Households Assisted	2010	7	0	0%	
				2011	7		0%	
		Source of Funds #2		2012	7		0%	
				2013	7		0%	
		Source of Funds #3		2014	8		0%	
		MULTI-YEAR GOAL				36	0	0%
		CDBG	Funding for Property Agent	2010	\$56,000		0%	
				2011	\$56,000		0%	
		Source of Funds #2		2012	\$56,000		0%	
				2013	\$56,000		0%	
	Source of Funds #3	2014		\$56,000		0%		
	MULTI-YEAR GOAL				\$280,000	0	0%	
	Objective CD-4C.i: Provide \$280,000 over 5 years for the City's Property Agent to acquire property.	Source of Funds #1	Performance Indicator #3	2010			#DIV/0!	
				2011			#DIV/0!	
		Source of Funds #2		2012			#DIV/0!	
		2013				#DIV/0!		
Source of Funds #3		2014				#DIV/0!		
MULTI-YEAR GOAL					0	#DIV/0!		



Summary of Specific Annual Objectives

Specific Obj. #	Outcome/Objective Specific Annual Objectives	Sources of Funds	Performance Indicators	Year	Expected Number	Actual Number	Percent Completed		
DH-3 Sustainability of Decent Housing									
DH-3 (1)	Objective H-2A.i: Acquire and rehabilitate 14 to 15 units annually or 73 units over 5 years.	CDBG	Units Completed	2010	15	0	0%		
				2011	15		0%		
		NSP		2012	15		0%		
				2013	14		0%		
		Source of Funds #3		2014	14		0%		
		MULTI-YEAR GOAL					73	0	0%
		Source of Funds #1	Section 8 Units Preserved	2010	300		0%		
				2011	300		0%		
		Source of Funds #2		2012	300		0%		
				2013	300		0%		
	Source of Funds #3	2014		300		0%			
	MULTI-YEAR GOAL					300	0	0%	
	Objective H-3A.i: Preserve 300 affordable housing units in the eight complexes with project-based Section 8 subsidies, through contract extensions.	Source of Funds #1	Performance Indicator #3	2010			#DIV/0!		
				2011			#DIV/0!		
		Source of Funds #2		2012			#DIV/0!		
		2013				#DIV/0!			
Source of Funds #3		2014				#DIV/0!			
MULTI-YEAR GOAL						0	#DIV/0!		



Summary of Specific Annual Objectives

Specific Obj. #	Outcome/Objective Specific Annual Objectives	Sources of Funds	Performance Indicators	Year	Expected Number	Actual Number	Percent Completed		
DH-3 Sustainability of Decent Housing									
DH-3 (2)	Objective H-3B.i: Assist 7 to 8 households annually, or approximately 35 households over 5 years through the Emergency Home Repair Program/Disabled Access Assistance Program.	CDBG	Households Assisted	2010	7	0	0%		
				2011	7		0%		
		Source of Funds #2		2012	7		0%		
				2013	7		0%		
		Source of Funds #3		2014	7		0%		
		MULTI-YEAR GOAL				35	0	0%	
		CDBG		Households Assisted	2010	12	0	0%	
					2011	12		0%	
	Source of Funds #2	2012	12			0%			
		2013	12			0%			
	Source of Funds #3	2014	12			0%			
	MULTI-YEAR GOAL					60	0	0%	
	Objective H-3B.ii: Assist 12 to 13 households annually, or approximately 60 households over 5 years through the Minor Home Repair Grant Program.	Source of Funds #1	Performance Indicator #3		2010			#DIV/0!	
					2011			#DIV/0!	
		Source of Funds #2		2012			#DIV/0!		
				2013			#DIV/0!		
Source of Funds #3		2014				#DIV/0!			
MULTI-YEAR GOAL						0	#DIV/0!		



Summary of Specific Annual Objectives

Specific Obj. #	Outcome/Objective Specific Annual Objectives	Sources of Funds	Performance Indicators	Year	Expected Number	Actual Number	Percent Completed	
DH-3 Sustainability of Decent Housing								
DH-3 (3)	Objective H-3B.iii: Provide \$397,650 in annual funding, or \$1.988 million over 5 years, to support rehabilitation administration, services and supplies necessary to provide technical support and oversight of the City's housing rehabilitation programs	CDBG	Dollars Funded	2010	\$397,650		0%	
				2011	\$397,650		0%	
		Source of Funds #2		2012	\$397,650		0%	
				2013	\$397,650		0%	
		Source of Funds #3		2014	\$397,650		0%	
		MULTI-YEAR GOAL				\$1,988,250	0	0%
			CDBG	Units Completed	2010	1	0	0%
					2011	1		0%
		Source of Funds #2	2012		1		0%	
			2013		1		0%	
	Source of Funds #3	2014	1			0%		
	MULTI-YEAR GOAL				5	0	0%	
	Strategy SN-2A: Use CDBG and HOME funds to promote construction as well as the rehabilitation and improvement of existing very low-, low-, and moderate-income housing for persons with disabilities, mental illness, and substance addictions. (Also see Strategies H-1A, H-2A, and H-3B)	Source of Funds #1	Performance Indicator #3	2010			#DIV/0!	
				2011			#DIV/0!	
		Source of Funds #2		2012			#DIV/0!	
		2013				#DIV/0!		
Source of Funds #3		2014				#DIV/0!		
MULTI-YEAR GOAL					0	#DIV/0!		



Summary of Specific Annual Objectives

Specific Obj. #	Outcome/Objective Specific Annual Objectives	Sources of Funds	Performance Indicators	Year	Expected Number	Actual Number	Percent Completed		
SL-1 Availability/Accessibility of Suitable Living Environment									
SL-1 (1)	Objective HM-1A.i: Increase the supply of emergency shelter beds by 8 beds annually, or 40 beds over 5 years, for individuals and 4 beds annually, or 20 beds over 5 years, for families.	CDBG	Beds for Individuals	2010	8		0%		
				2011	8		0%		
		ESG		2012	8		0%		
				2013	8		0%		
		NSP		2014	8		0%		
		MULTI-YEAR GOAL					40	0	0%
			CDBG	Beds for Families	2010	4		0%	
					2011	4		0%	
		ESG	2012		4		0%		
			2013		4		0%		
	NSP	2014	4			0%			
	MULTI-YEAR GOAL					20	0	0%	
	Specific Annual Objective	Source of Funds #1	Performance Indicator #3	2010			#DIV/0!		
				2011			#DIV/0!		
Source of Funds #2		2012				#DIV/0!			
		2013				#DIV/0!			
Source of Funds #3		2014				#DIV/0!			
MULTI-YEAR GOAL						0	#DIV/0!		



Summary of Specific Annual Objectives

Specific Obj. #	Outcome/Objective Specific Annual Objectives	Sources of Funds	Performance Indicators	Year	Expected Number	Actual Number	Percent Completed		
SL-1 Availability/Accessibility of Suitable Living Environment									
SL-1 (2)	Objective HM-2A.i: Provide 4 additional transitional housing units annually for families, or 20 over 5 years, and 3 annually for individuals, or 15 over the next 5 years.	CDBG	Units for Individuals	2010	3		0%		
				2011	3		0%		
		ESG		2012	3		0%		
				2013	3		0%		
		HOME		2014	3		0%		
		MULTI-YEAR GOAL					15	0	0%
			CDBG	Units for Families	2010	4		0%	
					2011	4		0%	
		ESG	2012		4		0%		
			2013		4		0%		
	HOME	2014	4			0%			
	MULTI-YEAR GOAL					20	0	0%	
	Specific Annual Objective	Source of Funds #1	Performance Indicator #3	2010			#DIV/0!		
				2011			#DIV/0!		
		Source of Funds #2		2012			#DIV/0!		
		2013				#DIV/0!			
Source of Funds #3		2014				#DIV/0!			
MULTI-YEAR GOAL						0	#DIV/0!		



Summary of Specific Annual Objectives

Specific Obj. #	Outcome/Objective Specific Annual Objectives	Sources of Funds	Performance Indicators	Year	Expected Number	Actual Number	Percent Completed	
SL-1 Availability/Accessibility of Suitable Living Environment								
SL-1 (3)	Objective CD-3B.i: Provide shelter services for 2,500 persons annually, or 12,500 over 5 years, including a seasonal homeless emergency shelter and a transitional shelter for women recovering from alcohol/drug addictions and their children, and case management for families and/or individuals who are homeless or at risk of homelessness. Note that persons assisted may receive services over multiple years, duplicating	CDBG	Persons Served	2010	2500	0	0%	
				2011	2500		0%	
		ESG		2012	2500		0%	
				2013	2500		0%	
		Source of Funds #3		2014	2500		0%	
		MULTI-YEAR GOAL				12,500	0	0%
			CDBG	Persons Served	2010	73	0	0%
					2011	73		0%
		Source of Funds #2	2012		73		0%	
			2013		73		0%	
	Source of Funds #3	2014	72			0%		
	MULTI-YEAR GOAL				364	0	0%	
	Objective CD-3C.i: Support a shelter for runaway or homeless youth, serving 72 to 73 persons annually, or 364 over 5 years.	Source of Funds #1	Performance Indicator #3	2010			#DIV/0!	
				2011			#DIV/0!	
		Source of Funds #2		2012			#DIV/0!	
		2013				#DIV/0!		
Source of Funds #3		2014				#DIV/0!		
MULTI-YEAR GOAL					0	#DIV/0!		



Summary of Specific Annual Objectives

Specific Obj. #	Outcome/Objective Specific Annual Objectives	Sources of Funds	Performance Indicators	Year	Expected Number	Actual Number	Percent Completed	
SL-1 Availability/Accessibility of Suitable Living Environment								
SL-1 (4)	Objective CD-3A.i: Serve approximately 41,000 residents annually, or 205,000 residents over 5 years, with food and nutrition programs for low- and moderate-income persons, including delivery of food to homeless individuals or referred clients temporarily living in hotels, food programs for seniors, and delivery of food to persons with HIV/Aids.	CDBG	Residents Served	2010	41000	0	0%	
				2011	41000		0%	
		Source of Funds #2		2012	41000		0%	
				2013	41000		0%	
		Source of Funds #3		2014	41000		0%	
		MULTI-YEAR GOAL				205,000	0	0%
		CDBG	Disabled Residents Served	2010	11	0	0%	
				2011	11		0%	
		Source of Funds #2		2012	11		0%	
				2013	11		0%	
	Source of Funds #3	2014		11		0%		
	MULTI-YEAR GOAL				55	0	0%	
	Objective CD-3A.ii: Fund health services for 11 disabled persons annually, or 55 over 5 years, mainly funding for medical equipment, adaptive aids or assistive devices for the DRAIL program.	Source of Funds #1	Performance Indicator #3	2010			#DIV/0!	
				2011			#DIV/0!	
Source of Funds #2		2012				#DIV/0!		
		2013				#DIV/0!		
Source of Funds #3		2014				#DIV/0!		
MULTI-YEAR GOAL					0	#DIV/0!		



Summary of Specific Annual Objectives

Specific Obj. #	Outcome/Objective Specific Annual Objectives	Sources of Funds	Performance Indicators	Year	Expected Number	Actual Number	Percent Completed
SL-1 Availability/Accessibility of Suitable Living Environment							
SL-1 (5)	Objective CD-3C.ii: Support services for abused or neglected children, serving 21 to 22 persons annually, or 109 over 5 years.	CDBG	Persons Served	2010	22	0	0%
				2011	22		0%
		Source of Funds #2		2012	22		0%
				2013	22		0%
		Source of Funds #3		2014	21		0%
		MULTI-YEAR GOAL				109	0
	Objective CD-3D.i: Support parenting education services for 171 persons annually, or 855 over 5 years.	CDBG	Persons Served	2010	171	0	0%
				2011	171		0%
		Source of Funds #2		2012	171		0%
				2013	171		0%
		Source of Funds #3		2014	171		0%
		MULTI-YEAR GOAL				855	0
		Source of Funds #1	Performance Indicator #3	2010			#DIV/0!
		Source of Funds #2		2011			#DIV/0!
				2012			#DIV/0!
		2013				#DIV/0!	
	Source of Funds #3	2014				#DIV/0!	
MULTI-YEAR GOAL					0	#DIV/0!	



Summary of Specific Annual Objectives

Specific Obj. #	Outcome/Objective Specific Annual Objectives	Sources of Funds	Performance Indicators	Year	Expected Number	Actual Number	Percent Completed	
SL-1 Availability/Accessibility of Suitable Living Environment								
SL-1 (6)	Objective CD-3D.ii: Fund childcare services at a shelter for abused, neglected and at-risk children, serving 120 persons annually, or 600 over 5 years.	CDBG	Persons Served	2010	120		0%	
				2011	120		0%	
		Source of Funds #2		2012	120		0%	
				2013	120		0%	
		Source of Funds #3		2014	120		0%	
		MULTI-YEAR GOAL				600	0	0%
		Source of Funds #1	Performance Indicator #2	2005			#DIV/0!	
				2006			#DIV/0!	
		Source of Funds #2		2007			#DIV/0!	
				2008			#DIV/0!	
	Source of Funds #3	2009				#DIV/0!		
	MULTI-YEAR GOAL					0	#DIV/0!	
	Specific Annual Objective	Source of Funds #1	Performance Indicator #3	2005			#DIV/0!	
				2006			#DIV/0!	
		Source of Funds #2		2007			#DIV/0!	
				2008			#DIV/0!	
		Source of Funds #3		2009			#DIV/0!	
		MULTI-YEAR GOAL					0	#DIV/0!



Summary of Specific Annual Objectives

Specific Obj. #	Outcome/Objective Specific Annual Objectives	Sources of Funds	Performance Indicators	Year	Expected Number	Actual Number	Percent Completed	
SL-1 Availability/Accessibility of Suitable Living Environment								
SL-1 (7)	Objective SN-1B.i: Provide supportive services to 175 seniors annually, or 875 seniors over 5 years. (Also see Objective CD-3A.i)	CDBG	Senior Residents Served	2010	175	0	0%	
				2011	175		0%	
		Source of Funds #2		2012	175		0%	
				2013	175		0%	
		Source of Funds #3		2014	175		0%	
		MULTI-YEAR GOAL				875	0	0%
		Objective SN-2B.i: Provide supportive services to 250 special needs residents annually, or 1,250 persons over 5 years. (Also see Objectives CD-3A.i and CD-3A.ii)	CDBG	Special Needs Residents Served	2010	250	0	0%
					2011	250		0%
			Source of Funds #2		2012	250		0%
			2013		250		0%	
	Source of Funds #3		2014		250		0%	
	MULTI-YEAR GOAL				1,250	0	0%	
		Source of Funds #1	Performance Indicator #3	2010			#DIV/0!	
				2011			#DIV/0!	
		Source of Funds #2		2012			#DIV/0!	
		2013				#DIV/0!		
	Source of Funds #3	2014				#DIV/0!		
MULTI-YEAR GOAL					0	#DIV/0!		



Summary of Specific Annual Objectives

Specific Obj. #	Outcome/Objective Specific Annual Objectives	Sources of Funds	Performance Indicators	Year	Expected Number	Actual Number	Percent Completed		
SL-1 Availability/Accessibility of Suitable Living Environment									
SL-1 (8)	Objective CD-4A.i: Fund Americans with Disabilities Act (ADA) accessibility improvements in 3 public buildings over 5 years.	CDBG	Buildings Improved	2010	1	0	0%		
				2011	1		0%		
		Source of Funds #2		2012			#DIV/0!		
				2013	1		0%		
		Source of Funds #3	2014			#DIV/0!			
		MULTI-YEAR GOAL					3	0	0%
		Source of Funds #1	Performance Indicator #2	2005			#DIV/0!		
				2006			#DIV/0!		
		Source of Funds #2		2007			#DIV/0!		
				2008			#DIV/0!		
		Source of Funds #3	2009			#DIV/0!			
		MULTI-YEAR GOAL						0	#DIV/0!
	Specific Annual Objective	Source of Funds #1	Performance Indicator #3	2005			#DIV/0!		
				2006			#DIV/0!		
		Source of Funds #2		2007			#DIV/0!		
				2008			#DIV/0!		
		Source of Funds #3	2009			#DIV/0!			
		MULTI-YEAR GOAL						0	#DIV/0!



Summary of Specific Annual Objectives

Specific Obj. #	Outcome/Objective Specific Annual Objectives	Sources of Funds	Performance Indicators	Year	Expected Number	Actual Number	Percent Completed	
SL-2 AvailabAffordability of Suitable Living Environment								
SL-2 (1)	Objective HM-3A.i: Provide 3 permanent supportive housing beds annually for individuals, or 15 over 5 years, and 3 additional permanent supportive housing beds annually for families, or 15 over 5 years.	HOME	Beds for Individuals	2010	3		0%	
				2011	3		0%	
		CDBG		2012	3		0%	
				2013	3		0%	
		ESG	2014	3		0%		
		MULTI-YEAR GOAL				15	0	0%
		Objective HM-4A.i: Assist between 42 and 69 households annually, or 291 over 5 years.	HOME	Beds for Families	2010	3		0%
			2011		3		0%	
	CDBG		2012		3		0%	
			2013		3		0%	
	ESG		2014	3		0%		
	MULTI-YEAR GOAL				15	0	0%	
			CDBG	Performance Indicator #3	2010	69		0%
			2011		69		0%	
	ESG	2012	69			0%		
		2013	42			0%		
	ARRA	2014	42			0%		
MULTI-YEAR GOAL				291	0	0%		



Summary of Specific Annual Objectives

Specific Obj. #	Outcome/Objective Specific Annual Objectives	Sources of Funds	Performance Indicators	Year	Expected Number	Actual Number	Percent Completed	
SL-3 Sustainability of Suitable Living Environment								
SL-3 (1)	Objective HM-1B.i: Provide supportive services to 600 homeless individuals, families, and those most at risk annually, or 3,000 persons over 5 years.	CDBG	Individuals and Families Served	2010	600	0	0%	
				2011	600		0%	
		ESG		2012	600		0%	
				2013	600		0%	
		Source of Funds #3		2014	600		0%	
	MULTI-YEAR GOAL					3,000	0	0%
	Objective HM-5A.i: Assist one organization per year, or 5 over 5 years.	CDBG	Organizations Assisted	2010	1		0%	
				2011	1		0%	
		Source of Funds #2		2012	1		0%	
				2013	1		0%	
		Source of Funds #3		2014	1		0%	
	MULTI-YEAR GOAL					5	0	0%
		Source of Funds #1	Performance Indicator #3	2010			#DIV/0!	
				2011			#DIV/0!	
		Source of Funds #2		2012			#DIV/0!	
		2013				#DIV/0!		
	Source of Funds #3	2014				#DIV/0!		
MULTI-YEAR GOAL						0	#DIV/0!	



Summary of Specific Annual Objectives

Specific Obj. #	Outcome/Objective Specific Annual Objectives	Sources of Funds	Performance Indicators	Year	Expected Number	Actual Number	Percent Completed	
SL-3 Sustainability of Suitable Living Environment								
SL-3 (2)	Objective CD-1A.ii: Fund code enforcement officers that work in low-income Census Tracts, along with support staff to serve about 2,184 households annually, or 10,920 over 5 years.	CDBG	Households Served	2010	2184	0	0%	
				2011	2184		0%	
		Source of Funds #2		2012	2184		0%	
				2013	2184		0%	
		Source of Funds #3		2014	2184		0%	
	MULTI-YEAR GOAL					10,920	0	0%
	Priority CD-4. Fund public facilities and improvements in low-income neighborhoods.	CDBG	Projects & Persons	2005	0	0	#DIV/0!	
				2006	0		#DIV/0!	
		Source of Funds #2		2007	0		#DIV/0!	
				2008	0		#DIV/0!	
		Source of Funds #3		2009	0		#DIV/0!	
	MULTI-YEAR GOAL					0	0	#DIV/0!
		Source of Funds #1	Performance Indicator #3	2005			#DIV/0!	
				2006			#DIV/0!	
		Source of Funds #2		2007			#DIV/0!	
		2008				#DIV/0!		
	Source of Funds #3	2009				#DIV/0!		
MULTI-YEAR GOAL						0	#DIV/0!	



Summary of Specific Annual Objectives

Specific Obj. #	Outcome/Objective Specific Annual Objectives	Sources of Funds	Performance Indicators	Year	Expected Number	Actual Number	Percent Completed
SL-3 Sustainability of Suitable Living Environment							
SL-3 (3)	Objective CD-4A.ii: Install of ADA-compliant curb ramps at 6 priority intersections over 5 years.	CDBG	Intersections Improved	2010	1		0%
				2011	2		0%
		Source of Funds #2		2012	2		0%
				2013	1		0%
		Source of Funds #3		2014	0		#DIV/0!
		MULTI-YEAR GOAL				6	0
	Objective CD-4B.i: Pave 12 streets over 5 years.	CDBG	Streets Paved	2010	3	0	0%
				2011	3		0%
		Source of Funds #2		2012	3		0%
				2013	3		0%
		Source of Funds #3		2014	0		#DIV/0!
		MULTI-YEAR GOAL				12	0
		Source of Funds #1	Performance Indicator #3	2010			#DIV/0!
		Source of Funds #2		2011			#DIV/0!
		2012				#DIV/0!	
		2013				#DIV/0!	
	Source of Funds #3	2014				#DIV/0!	
MULTI-YEAR GOAL					0	#DIV/0!	



Summary of Specific Annual Objectives

Specific Obj. #	Outcome/Objective Specific Annual Objectives	Sources of Funds	Performance Indicators	Year	Expected Number	Actual Number	Percent Completed	
EO-1 Availability/Accessibility of Economic Opportunity								
EO-1 (1)	Objective CD-2A.i: Fund a Business Analyst \$39,600 annually, or \$198,000 over 5 years.	CDBG	Funding for Business Analyst	2010	\$39,600		0%	
				2011	\$39,600		0%	
		Source of Funds #2		2012	\$39,600		0%	
				2013	\$39,600		0%	
		Source of Funds #3		2014	\$39,600		0%	
	MULTI-YEAR GOAL					\$198,000	0	0%
	Objective CD-2B.i: Generate 7 jobs annually, or 35 jobs over 5 years, for low- and very low-income persons by giving preference in contract bidding for HUD-funded projects.	CDBG	Jobs	2010	7		0%	
				2011	7		0%	
		Source of Funds #2		2012	7		0%	
				2013	7		0%	
		Source of Funds #3		2014	7		0%	
	MULTI-YEAR GOAL					35	0	0%
		Source of Funds #1	Performance Indicator #3	2010			#DIV/0!	
				2011			#DIV/0!	
		Source of Funds #2		2012			#DIV/0!	
		2013				#DIV/0!		
Source of Funds #3		2014				#DIV/0!		
MULTI-YEAR GOAL						0	#DIV/0!	



Summary of Specific Annual Objectives

Specific Obj. #	Outcome/Objective Specific Annual Objectives	Sources of Funds	Performance Indicators	Year	Expected Number	Actual Number	Percent Completed		
EO-1 Availability/Accessibility of Economic Opportunity									
EO-1 (2)	Objective CD-2C.i: Provide literacy services to 20 residents annually, or 100 residents over 5 years.	CDBG	Residents Served	2010	20	0	0%		
				2011	20		0%		
		Source of Funds #2		2012	20		0%		
				2013	20		0%		
		Source of Funds #3		2014	20		0%		
		MULTI-YEAR GOAL				100	0	0%	
		Source of Funds #1		Performance Indicator #2	2010			#DIV/0!	
					2011			#DIV/0!	
		Source of Funds #2			2012			#DIV/0!	
		2013				#DIV/0!			
	Source of Funds #3	2014				#DIV/0!			
	MULTI-YEAR GOAL					0	#DIV/0!		
	Specific Annual Objective	Source of Funds #1	Performance Indicator #3	2010			#DIV/0!		
				2011			#DIV/0!		
		Source of Funds #2		2012			#DIV/0!		
				2013			#DIV/0!		
		Source of Funds #3		2014			#DIV/0!		
		MULTI-YEAR GOAL					0	#DIV/0!	



Summary of Specific Annual Objectives

Specific Obj. #	Outcome/Objective Specific Annual Objectives	Sources of Funds	Performance Indicators	Year	Expected Number	Actual Number	Percent Completed	
EO-1 Availability/Accessibility of Economic Opportunity								
EO-3 (1)	Priority CD-2. Promote economic development activities.	CDBG	Number of people benefited	2005	1	0	0%	
				2006			#DIV/0!	
		Source of Funds #2		2007			#DIV/0!	
				2008			#DIV/0!	
		Source of Funds #3	2009			#DIV/0!		
		MULTI-YEAR GOAL					0	#DIV/0!
		Source of Funds #1	Performance Indicator #2	2005			#DIV/0!	
				2006			#DIV/0!	
		Source of Funds #2		2007			#DIV/0!	
		2008				#DIV/0!		
	Specific Annual Objective	Source of Funds #3	2009			#DIV/0!		
		MULTI-YEAR GOAL					0	#DIV/0!
		Source of Funds #1	Performance Indicator #3	2005			#DIV/0!	
				2006			#DIV/0!	
		Source of Funds #2		2007			#DIV/0!	
				2008			#DIV/0!	
		Source of Funds #3	2009			#DIV/0!		
		MULTI-YEAR GOAL					0	#DIV/0!



Summary of Specific Annual Objectives

Specific Obj. #	Outcome/Objective Specific Annual Objectives	Sources of Funds	Performance Indicators	Year	Expected Number	Actual Number	Percent Completed	
NR-1 Neighborhood Revitalization								
NR-1 (1)	Objective CD-1A.i: Assist neighborhood clean-up projects for the City's low-income residents through Neighborhood Clean-Up events.	CDBG	Neighborhood Clean-Up Events	2010	1	0	0%	
				2011	1		0%	
		Source of Funds #2		2012	1		0%	
				2013	1		0%	
		Source of Funds #3		2014	1		0%	
	MULTI-YEAR GOAL					5	0	0%
	Objective CD-1A.iii: Fund around one eligible Community Based Development Organization (CBDO) annually, or 4 over 5 years, to carry out allowable neighborhood revitalization activities in low-income neighborhoods.	CDBG	CBDOs Funded	2010	1		0%	
				2011	1		0%	
		Source of Funds #2		2012	1		0%	
				2013	1		0%	
		Source of Funds #3		2014	0		#DIV/0!	
	MULTI-YEAR GOAL					4	0	0%
		Source of Funds #1	Performance Indicator #3	2010			#DIV/0!	
				2011			#DIV/0!	
		Source of Funds #2		2012			#DIV/0!	
		2013				#DIV/0!		
Source of Funds #3		2014				#DIV/0!		
MULTI-YEAR GOAL						0	#DIV/0!	



Summary of Specific Annual Objectives

Specific Obj. #	Outcome/Objective Specific Annual Objectives	Sources of Funds	Performance Indicators	Year	Expected Number	Actual Number	Percent Completed	
O-1 Other								
O-1 (1)	Specific Objective	Source of Funds #1	Performance Indicator #1	2005			#DIV/0!	
				2006			#DIV/0!	
		Source of Funds #2		2007			#DIV/0!	
				2008			#DIV/0!	
		Source of Funds #3		2009			#DIV/0!	
		MULTI-YEAR GOAL					0	#DIV/0!
		Source of Funds #1	Performance Indicator #2	2005			#DIV/0!	
				2006			#DIV/0!	
		Source of Funds #2		2007			#DIV/0!	
		2008				#DIV/0!		
	Source of Funds #3	2009				#DIV/0!		
	MULTI-YEAR GOAL					0	#DIV/0!	
	Specific Annual Objective	Source of Funds #1	Performance Indicator #3	2005			#DIV/0!	
				2006			#DIV/0!	
		Source of Funds #2		2007			#DIV/0!	
				2008			#DIV/0!	
		Source of Funds #3		2009			#DIV/0!	
		MULTI-YEAR GOAL					0	#DIV/0!

TABLE 3B ANNUAL HOUSING COMPLETION GOALS

ANNUAL AFFORDABLE RENTAL HOUSING GOALS (SEC. 215)	Annual Expected Number Completed	Resources used during the period			
		CDBG	HOME	ESG	HOPWA
Acquisition of existing units		<input type="checkbox"/>	<input type="checkbox"/>	<input type="checkbox"/>	<input type="checkbox"/>
Production of new units	9	<input checked="" type="checkbox"/>	<input checked="" type="checkbox"/>	<input type="checkbox"/>	<input type="checkbox"/>
Rehabilitation of existing units		<input type="checkbox"/>	<input type="checkbox"/>	<input type="checkbox"/>	<input type="checkbox"/>
Rental Assistance		<input type="checkbox"/>	<input type="checkbox"/>	<input type="checkbox"/>	<input type="checkbox"/>
Total Sec. 215 Rental Goals	9	<input type="checkbox"/>	<input type="checkbox"/>	<input type="checkbox"/>	<input type="checkbox"/>
ANNUAL AFFORDABLE OWNER HOUSING GOALS (SEC. 215)					
Acquisition of existing units	15	<input checked="" type="checkbox"/>	<input type="checkbox"/>	<input type="checkbox"/>	<input type="checkbox"/>
Production of new units		<input type="checkbox"/>	<input type="checkbox"/>	<input type="checkbox"/>	<input type="checkbox"/>
Rehabilitation of existing units	19	<input checked="" type="checkbox"/>	<input type="checkbox"/>	<input type="checkbox"/>	<input type="checkbox"/>
Homebuyer Assistance	7	<input checked="" type="checkbox"/>	<input type="checkbox"/>	<input type="checkbox"/>	<input type="checkbox"/>
Total Sec. 215 Owner Goals	41	<input type="checkbox"/>	<input type="checkbox"/>	<input type="checkbox"/>	<input type="checkbox"/>
ANNUAL AFFORDABLE HOUSING GOALS (SEC. 215)					
Homeless	25	<input checked="" type="checkbox"/>	<input checked="" type="checkbox"/>	<input checked="" type="checkbox"/>	<input type="checkbox"/>
Non-Homeless		<input type="checkbox"/>	<input type="checkbox"/>	<input type="checkbox"/>	<input type="checkbox"/>
Special Needs	43	<input checked="" type="checkbox"/>	<input checked="" type="checkbox"/>	<input type="checkbox"/>	<input type="checkbox"/>
Total Sec. 215 Affordable Housing	68	<input type="checkbox"/>	<input type="checkbox"/>	<input type="checkbox"/>	<input type="checkbox"/>
ANNUAL HOUSING GOALS					
Annual Rental Housing Goal	9	<input checked="" type="checkbox"/>	<input checked="" type="checkbox"/>	<input type="checkbox"/>	<input type="checkbox"/>
Annual Owner Housing Goal	41	<input checked="" type="checkbox"/>	<input checked="" type="checkbox"/>	<input type="checkbox"/>	<input type="checkbox"/>
Total Annual Housing Goal	50	<input type="checkbox"/>	<input type="checkbox"/>	<input type="checkbox"/>	<input type="checkbox"/>

For the purpose of identification of annual goals, an assisted household is one that will receive benefits through the investment of Federal funds, either alone or in conjunction with the investment of other public or private funds.

Housing Needs Table		Grantee:														Total Low Income HIV/AIDS Population		
		Only complete blue sections. Do NOT type in sections other than blue.																
Household Income < 30% MFI	Owner	Current % of Households	Current Number of Households	3-5 Year Quantities						Priority Need?	Plan. to Fund?	Households with a Disabled Member		Disproportionate Racial/Ethnic Need?	# of Households in Lead-Hazard Housing			
				Year 1	Year 2	Year 3	Year 4*	Year 5*	Multi-Year			% of Goal	% HSHLD			# HSHLD		
				Goal	Actual	Goal	Actual	Goal	Actual	Goal	Actual	Goal	Actual	Goal	Actual			
		100%	941											100%	2140	Yes	2193	143
		71.4	672					3	0					84.6	1810			
		71.0	668					3	0									
		60.5	569	1	1	1	1	1	1	1	1	1	1					
		100%	1920													Yes		
		89.8	1724	1	1	1	1	1	1	1	1	1	1					
		87.8	1686															
		76.6	1471															
		100%	780													Yes		
		95.5	745															
		89.7	700															
		73.1	570															
		100%	1329													Yes		
		80.4	1069	1	1	1	1	1	1	1	1	1	1					
		79.7	1059															
		70.4	936															
		100%	621															
		85.8	533	6	6	6	6	6	6	6	6	6	6					
		85.8	533															
		62.6	389															
		100%	509													Yes		
		81.3	414	5	5	5	5	6	6	6	6	6	6					
		81.3	414															
		77.4	394															
		100%	198													Yes		
		85.4	169	7	7	7	7	7	7	7	7	7	7					
		80.3	159															
		78.3	155															
		100%	349													Yes		
		61.3	214															
		61.3	214															
		50.1	175															

Household Income > 50 to <= 80% MFI												100%	3060	3068					
Owner	Renter											100%	3060	3068					
												100%	3060	3068					
Owner	Elderly	NUMBER OF HOUSEHOLDS	965											100%	3060	3068			
		With Any Housing Problems	550												59.2	1812			
		Cost Burden > 30%	540																
		Cost Burden > 50%	200																
		NUMBER OF HOUSEHOLDS	2809														Yes		
		With Any Housing Problems	1663	1	1	1							3	0	0%	H	Y	C,H	
		Cost Burden > 30%	1315											0					
		Cost Burden > 50%	59											0					
		NUMBER OF HOUSEHOLDS	1000															No	
		With Any Housing Problems	780											0					
Cost Burden > 30%	360											0							
Cost Burden > 50%	20											0							
Owner	All other hshld	NUMBER OF HOUSEHOLDS	1290														Yes		
		With Any Housing Problems	770										0						
		Cost Burden > 30%	720										0						
		Cost Burden > 50%	55										0						
		NUMBER OF HOUSEHOLDS	1955															Yes	
		With Any Housing Problems	665	6	6	6							30	0	0%	H	Y	C	
		Cost Burden > 30%	665											0					
		Cost Burden > 50%	340											0					
		NUMBER OF HOUSEHOLDS	1350															Yes	
		With Any Housing Problems	1021											0					
Cost Burden > 30%	980											0							
Cost Burden > 50%	320											0							
Owner	Large Related	NUMBER OF HOUSEHOLDS	1015														Yes		
		With Any Housing Problems	855										0						
		Cost Burden > 30%	590										0						
		Cost Burden > 50%	115										0						
		NUMBER OF HOUSEHOLDS	539															No	
		With Any Housing Problems	419	9	9	9							10	46	0	0%	H	Y	C
		Cost Burden > 30%	419											0					
		Cost Burden > 50%	175											0					
		NUMBER OF HOUSEHOLDS	18146	48	50	47	0	49	0	46	0	240	0						
		With Any Housing Problem	18146																
Total 215 Renter																			
Total 215 Owner																			
Total 215																			
												Total Disabled	Total Lead Hazard	7694					
												Total Elderly	Total Renters	28332					
												Total Sm. Related	Total Owners	15231					
												Total Lg. Related							

Jurisdiction

Housing Market Analysis

Complete cells in blue.

	Vacancy Rate	0 & 1 Bedroom	2 Bedrooms	3+ Bedroom	Total	Substandard Units
Housing Stock Inventory						
<u>Affordability Mismatch</u>						
Occupied Units: Renter		9310	10215	7290	26815	11166
Occupied Units: Owner		1888	6790	29634	38312	672
Vacant Units: For Rent	4%	260	620	144	1024	503
Vacant Units: For Sale	2%	39	135	494	668	11
Total Units Occupied & Vacant		11497	17760	37562	66819	12352
<u>Rents: Applicable FMRs (in \$s)</u>		734	864	1,239		
Rent Affordable at 30% of 50% of MFI (in \$s)		558	670	775		
Public Housing Units						
Occupied Units		53	157	214	424	0
Vacant Units		0	4	4	8	0
Total Units Occupied & Vacant		53	161	218	432	0
Rehabilitation Needs (in \$s)		0	0	0	0	0

Continuum of Care Homeless Population and Subpopulations Chart

Part 1: Homeless Population	Sheltered		Un-sheltered	Total	Jurisdiction Data Quality (N) enumerations	
	Emergency	Transitional				
1. Homeless Individuals	311	173	634	1118	Data Quality (N) enumerations	
2. Homeless Families with Children	70	46	165	281		
2a. Persons in Homeless with Children Families	185	132	365	682		
Total (lines 1 + 2a)	496	305	999	1800		
Part 2: Homeless Subpopulations	Sheltered		Un-sheltered	Total		Data Quality (N) enumerations
1. Chronically Homeless	68	442				
2. Severely Mentally Ill	39	39	0	39		Data Quality (N) enumerations
3. Chronic Substance Abuse	45	45	0	45		
4. Veterans	25	25	0	25		
5. Persons with HIV/AIDS	22	22	0	22		
6. Victims of Domestic Violence	7	7	0	7		
7. Youth (Under 18 years of age)	34	34	0	34		

Part 3: Homeless Needs Table: Individuals	Needs	Currently Available	Gap	5-Year Quantities										Total	Plan to Fund?	Priority H, M, L	Fund Source: CDBG, HOME, HOPWA, ESG or Other		
				Year 1		Year 2		Year 3		Year 4		Year 5						Actual	% of Goal
				Goal	Complete	Goal	Complete	Goal	Complete	Goal	Complete	Goal	Complete						
Emergency Shelters	985	222	763	8	0	8	0	8	0	8	0	8	0	0	0%	M	Y	CDBG	
Transitional Housing	1028	168	860	3	0	3	0	3	0	3	0	3	0	0	0%	M	Y	CDBG	
Permanent Supportive Housing	572	163	409	3	0	3	0	3	0	3	0	3	0	0	0%	H	Y	HOME	
Total	2585	553	2032	14	0	14	0	14	0	14	0	14	0	0	0%	H	Y	HOME	
Chronically Homeless	442	141	301											301	Y	H	HOME		

Part 4: Homeless Needs Table: Families	Needs	Currently Available	Gap	5-Year Quantities												Priority H, M, L	Plan to Fund?	Fund Source: CDBG, HOME, HOPWA, ESG or Other	
				Year 1		Year 2		Year 3		Year 4		Year 5		Total					
				Goal	Complete	Goal	Complete	Goal	Complete	Goal	Complete	Goal	Complete	Actual	% of Goal				
Emergency Shelters	406	229	177	4	0	4	0	4	0	4	0	4	0	20	0	0%	M	Y	CDBG
Transitional Housing	525	223	302	4	0	4	0	4	0	4	0	4	0	20	0	0%	H	Y	CDBG
Permanent Supportive Housing	333	135	198	3	0	3	0	3	0	3	0	3	0	15	0	0%	H	Y	HOME
Total	1264	587	677	11	0	11	0	11	0	11	0	11	0	55	0	0%			

Completing Part 1: Homeless Population. This must be completed using statistically reliable, unduplicated counts or estimates of homeless persons in sheltered and unsheltered locations at a one-day point in time. The counts must be from: (A) administrative records, (N) enumerations, (S) statistically reliable samples, or (E) estimates. The quality of the data presented in each box must be identified as: (A), (N), (S) or (E).

Completing Part 2: Homeless Subpopulations. This must be completed using statistically reliable, unduplicated counts or estimates of homeless persons in sheltered and unsheltered locations at a one-day point in time. The numbers must be from: (A) administrative records, (N) enumerations, (S) statistically reliable samples, or (E) estimates. The quality of the data presented in each box must be identified as: (A), (N), (S) or (E).

Sheltered Homeless. Count adults, children and youth residing in shelters for the homeless. "Shelters" include all emergency shelters and transitional shelters for the homeless, including domestic violence shelters, residential programs for runaway/homeless youth, and any hotel/motel/apartment voucher arrangements paid by a public/private agency because the person or family is homeless. Do not count: (1) persons who are living doubled up in conventional housing; (2) formerly homeless persons who are residing in Section 8 SRO, Shelter Plus Care, SHP permanent housing or other permanent housing units; (3) children or youth, who because of their own or a parent's homelessness or abandonment, now reside temporarily and for a short anticipated duration in hospitals, residential treatment facilities, emergency foster care, detention facilities and the like; and (4) adults living in mental health facilities, chemical dependency facilities, or criminal justice facilities.

Unsheltered Homeless. Count adults, children and youth sleeping in places not meant for human habitation. Places not meant for human habitation include streets, parks, alleys, parking ramps, parts of the highway system, transportation depots and other parts of transportation systems (e.g. subway tunnels, railroad car), all-night commercial establishments (e.g. movie theaters, laundromats, restaurants), abandoned buildings, building roofs or stairwells, chicken coops and other farm outbuildings, caves, campgrounds, vehicles, and other similar places.

Grantee Name: **Jurisdiction**

Non-Homeless Special Needs Including HOPWA	Needs	Currently Available	Gap	3-5 Year Quantities										Total		Priority Need:	Plan to Fund? Y	Fund Source: C	
				Year 1		Year 2		Year 3		Year 4*		Year 5*		Goal	Actua				% of Goal
				Goal	Compl	Goal	Compl	Goal	Compl	Goal	Compl	Goal	Compl						
Housing Needed	52. Elderly	15864	15364	19	0	19	0	19	0	26	0	20	0	103	0	0%	H	Y	C
	53. Frail Elderly	5355.3	4098.3	5	0	5	0	4	0	4	0	4	0	22	0	0%	H	Y	C
	54. Persons w/ Severe Mental Illness	12122	12107	15	0	3	0	0	0	3	0	3	0	24	0	0%	H	Y	C
	55. Developmentally Disabled	4201.8	4038.8	1	0	15	0	3	0	4	0	4	0	27	0	0%	M	Y	C
	56. Physically Disabled	8714	8551	2	0	0	0	11	0	7	0	7	0	27	0	0%	M	Y	C
	57. Alcohol/Other Drug Addicted	2150.7	2150.7	0	0	0	0	4	0	4	0	4	0	12	0	0%	M	Y	C
	58. Persons w/ HIV/AIDS & their famili	143	88	0	0	0	0	0	0	0	0	0	0	0	0	###	M	N	A
	59. Public Housing Residents	10764	10332	0	0	0	0	0	0	0	0	0	0	0	0	###	M	N	O
	Total	59315	56730	42	0	42	0	41	0	48	0	42	0	215	0	0%			
Supportive Services Needed	60. Elderly	15864	15414	87	0	88	0	87	0	88	0	87	0	437	0	0%	H	Y	C
	61. Frail Elderly	5355.3	4098.3	88	0	87	0	88	0	87	0	88	0	438	0	0%	H	N	C
	62. Persons w/ Severe Mental Illness	12122	12122	10	0	10	0	10	0	10	0	10	0	50	0	0%	H	Y	C
	63. Developmentally Disabled	4201.8	4201.8	2	0	2	0	2	0	2	0	2	0	10	0	0%	M	Y	C
	64. Physically Disabled	8714	8699	11	0	11	0	11	0	11	0	11	0	55	0	0%	M	Y	C
	65. Alcohol/Other Drug Addicted	2118.1	1868.1	227	0	227	0	227	0	227	0	227	0	1135	0	0%	M	Y	C
	66. Persons w/ HIV/AIDS & their famili	143	-657	0	0	0	0	0	0	0	0	0	0	0	0	###	M	N	A
	67. Public Housing Residents	10764	10332	0	0	0	0	0	0	0	0	0	0	0	0	###	M	N	O
	Total	59283	56079	425	0	425	0	425	0	425	0	425	0	2125	0	0%			

Only complete blue sections.

Jurisdiction	Needs	Current	Gap	5-Year Quantities										% of Goal	Priority Need: H, M, L	Dollars to Address	Plan to Fund? Y/N	Fund Source		
				Year 1		Year 2		Year 3		Year 4		Year 5							Cumulative	
				Goal	Actual	Goal	Actual	Goal	Actual	Goal	Actual	Goal	Actual							
Housing and Community Development Activities																				
01 Acquisition of Real Property 570.201(a)																				
02 Disposition 570.201(b)	6	3	3																	
03 Public Facilities and Improvements (General) 570.201(c)																				
03A Senior Centers 570.201(c)																				
03B Handicapped Centers 570.201(c)																				
03C Homeless Facilities (not operating costs) 570.201(c)	3849	1140	2709																	
03D Youth Centers 570.201(c)																				
03E Neighborhood Facilities 570.201(c)																				
03F Parks, Recreational Facilities 570.201(c)																				
03G Parking Facilities 570.201(c)																				
03H Solid Waste Disposal Improvements 570.201(c)																				
03I Flood Drain Improvements 570.201(c)																				
03J Water/Sewer Improvements 570.201(c)																				
03K Street Improvements 570.201(c)	16	16	3	3	3	3	3	3	3	3	3	3	3	3	3	3	3	3	3	3
03L Sidewalks 570.201(c)	8	8	1	2	2	2	2	2	2	2	2	2	2	2	2	2	2	2	2	2
03M Child Care Centers 570.201(c)																				
03N Tree Planting 570.201(c)																				
03O Fire Stations/Equipment 570.201(c)																				
03P Health Facilities 570.201(c)																				
03Q Abused and Neglected Children Facilities 570.201(c)																				
03R Asbestos Removal 570.201(c)																				
03S Facilities for AIDS Patients (not operating costs) 570.201(c)																				
03T Operating Costs of Homeless/AIDS Patients Programs																				
04 Clearance and Demolition 570.201(d)																				
04A Clean-up of Contaminated Sites 570.201(d)																				
05 Public Services (General) 570.201(e)																				
05A Senior Services 570.201(e)	15864	450	15414	43727	43726	43726	43726	43726	43727	43727	43727	218632								
05B Handicapped Services 570.201(e)	8714	15	8699	11	11	11	11	11	11	11	11	55								
05C Legal Services 570.201(e)																				
05D Youth Services 570.201(e)																				
05E Transportation Services 570.201(e)																				
05F Substance Abuse Services 570.201(e)	2118	250	1868	182	182	182	182	182	182	182	182	910								
05G Battered and Abused Spouses 570.201(e)																				
05H Employment Training 570.201(e)																				
05I Crime Awareness 570.201(e)																				
05J Fair Housing Activities (if CDBG, then subject to 570.201(e))																				
05K Tenant/Landlord Counseling 570.201(e)																				
05L Child Care Services 570.201(e)																				
05M Health Services 570.201(e)																				
05N Abused and Neglected Children 570.201(e)	12122		12122	7	7	7	7	7	7	7	7	36								
05O Mental Health Services 570.201(e)	2193		2193	3	3	3	3	3	3	3	3	15								
05P Screening for Lead-Based Paint/Lead Hazards Poison 570.201(e)																				
05Q Subsidence Payments 570.204																				
05R Homeownership Assistance (counselling) 570.204																				
05S Rental Housing Subsidies (if HOME, not part of 5% 570.204)																				
05T Security Deposits (if HOME, not part of 5% Admin c																				

