



OCTOBER 2019

CITY MANAGER'S UPDATE

Monthly Report to the City of Modesto
City Council & Community

City Managers Monthly Update



Table of Contents

Financial Report.....3

Measure L Projects....9

SB 1 Project.....12

Parks, Recreation &
Neighborhoods13

Public Works.....14

Utilities.....15

Design Phase.....22

Council and Community:

Much work was accomplished as part of the Capital Improvement Program in the month of October, and I'm pleased to present updates on the major efforts underway to serve our community.

Here's a look at the accomplishments for the month:

- In the **Financial Report**, you will see that the City has received revenues in the amount of \$9.0 million in the month of October 2019, nearly a million dollars more than what received in the same month last year. To date, the General Fund has received approximately 15.4% of the total budgeted revenues for Fiscal Year 2019-20. The city has expended \$11.1 million in General Fund dollars, which represents approximately 7.4% of the total FY 2019-20 Operating Budget. The financial report can be found on page 3.
- **Community & Economic Development** has been busy with several projects, including the State Route 132 project, which held a groundbreaking ceremony, and the Village One Slurry Seal project, where the Kodiak Drive and Orchard Park Way interim roundabout was completed. More on page 9.
- In the **Utilities Department**, much was accomplished at the site of the new Water Corporation Yard, which is now roughly 90% complete. Mainlines, services, and hydrants were installed along Enslin & Balboa as part of the Bermuda Way Water Main Strengthen & Replace project. More on page 15.
- For **Public Works**, just over 14 miles of slurry seal was completed throughout the city. You can read the full report on page 12.
- Starting on page 13, **Parks, Recreation & Neighborhoods** reports on the work at the Enslin Park outdoor venue, which is nearly complete.

I look forward to presenting on the progress of these and many other projects when I report out from the month of October. For now, please let me know if you have any suggestions on sharing this material with the community.

A handwritten signature in blue ink that reads "Joseph P. Lopez". The signature is fluid and cursive, with a long, sweeping tail on the final letter.

Joseph P. Lopez
City Manager

Fiscal Year 2019-20

October 2019 Monthly Financial Report

City of Modesto, California

Through October 31, 2019*

General Fund Overview

	Monthly Actuals Received/ Expended	Monthly % of Total Budget	YTD Actuals	2019-20 Operating Budget	% of Total Budget Received/ Expended
Revenues	\$ 9,022,515	6.3%	\$ 22,092,848	\$ 143,483,147	15.4%
Expenditures	\$ 11,134,212	7.4%	\$ 54,074,893	\$ 151,288,041	35.7%
Revenue Over Expenditure Variance	\$ (2,111,697)		\$ (31,982,045)	\$ (7,804,894)	

Summary

Revenue Overview

In the month of October, the City received revenues in the amount of \$9.0M (6.3% of budget). These revenues are \$987K greater than the amount received in the same month last year. Fiscal-year-to-date, the City has received \$22.09M (15.4% of budget) in revenues, which are \$2.8M greater than the amount received in the same period last year. Additional revenues are expected to be received for FY 2019-20. These revenues include our annual payments of Property Tax which are received in two installments typically in the months of December/January and May/June. Sales Tax will also be received on a monthly basis, but is usually received two months in arrears from the state. These are large revenue sources for the City and ones that are monitored closely. Another revenue source that will be monitored closely throughout the year will be Cannabis tax revenues. This year will be the first full year of Cannabis tax revenues that the City will receive. These will be monitored on a monthly basis and will be adjusted if needed at the mid-year.

Expenditure Overview

In the month of October, the City expended \$11.1M (7.4% of budget) in General Fund dollars. These expenditures are \$437K greater than the amount spent in the same month last year. Fiscal-year-to-date, the City has expended \$54M (35.7% of budget), which is \$7.9M greater than the amount spent in the same period last year. This increase is partially due to the CalPERS Unfunded Accrued Liability lump sum payment that is required at the beginning of the fiscal year in July. This payment was in the amount of \$14.41 million for the General Fund portion of the expense. This is approximately \$2.56M higher than the amount that was paid in FY 2018-19. Fiscal Year 2019-20 also includes additional expenditures related to newly approved labor contracts and the inclusion of the Oakdale Fire Service contract which had fiscal-year-to-date expenditures of \$1.2M.

The majority of expenditures that occurred during the month of October 2019 originated from the Public Safety Departments (\$8.78M) and were related mainly to salary and benefit charges. The salary and benefit expenses for the Police and Fire Departments totaled \$5.72 million in the month of October. All remaining salary and benefit expenditures from General Fund departments totaled \$1.3 million.

Fiscal Year 2019-20

October 2019 Monthly Financial Report

City of Modesto, California

Through October 31, 2019*

General Fund Revenues Overview

Revenue Category	Monthly Actuals Received	Monthly % of Total Budget	YTD Actuals	2019-20 Operating Budget	% of Total Budget Received
1 Property Tax - Property	63,852	0.4%	214,292	17,817,458	1.2%
2 Property Tax - VLF Swap	-	0.0%	-	17,893,250	0.0%
3 Sales Tax	3,135,942	9.5%	5,626,542	32,975,258	17.1%
4 Utility Users Tax	1,820,982	8.5%	5,501,515	21,329,733	25.8%
5 Business License/Mill Tax	2,145,351	16.2%	3,367,910	13,207,324	25.5%
6 Franchise Fees	86,955	1.7%	144,575	5,005,700	2.9%
7 Transient Occupancy Tax	465,633	15.4%	678,613	3,020,000	22.5%
8 Construction Revenues	155,366	6.1%	669,055	2,526,448	26.5%
9 Departmental Revenues	978,568	4.2%	5,285,720	23,192,336	22.8%
10 Motor Vehicle Fees	-	0.0%	54,050	257,000	21.0%
11 Cannabis Tax	169,866	3.2%	550,576	5,275,000	10.4%
12 Transfers In	-	0.0%	-	983,640	0.0%
Total	9,022,515	6.3%	22,092,848	143,483,147	15.4%

Monthly Actuals Notes

- 1 **Property Tax - Property** - At this point in time, the City has not received either installment of Property Tax, but should receive the first installment by December/January of this fiscal year.
- 2 **Property Tax - VLF Swap** - No VLF Swap revenue has been received to date. The first payment is typically received in December/January of the fiscal year.
- 3 **Sales Tax** - The City received August 2019 Sales Tax payment in the amount of \$3.14M. This payment is \$886K greater than the amount received in the same month last year. Fiscal-year-to-date, the City has received \$5.63M in revenues, which are \$817K greater than the amount received in the same period last year.
- 4 **Utility Users Tax** - The City received Utility Users Tax payment in the amount of \$1.82M. This payment is \$33K less than the amount received in the same month last year. Fiscal-year-to-date, the City has received \$5.50M in revenues, which are \$29K greater than the amount received in the same period last year.
- 5 **Business License/Mill Tax** - The City received Business License/Mill Tax payment in the amount of \$2.15M. This payment is \$364K greater than the amount received in the same month last year. Fiscal-year-to-date, the City has received \$3.37M in revenues, which are \$356K greater than the amount received in the same period last year.
- 9 **Departmental Revenues** - The majority of the revenues received are in the Fire Department (\$430K), Parks, Recreation & Neighborhoods Department (\$290K), and the Police Department (\$261K).
- 11 **Cannabis Tax** - The City received \$170K in Cannabis Tax payment. Fiscal-year-to-date, the City has received \$550K in revenues. This revenue source will be monitored closely on a monthly basis.
- 12 **Transfers In** - To date, no transfers in to the General Fund have been made in the current Fiscal Year. Transfers In to the General Fund typically occur at the end of the fiscal year.

Fiscal Year 2019-20

October 2019 Monthly Financial Report

City of Modesto, California

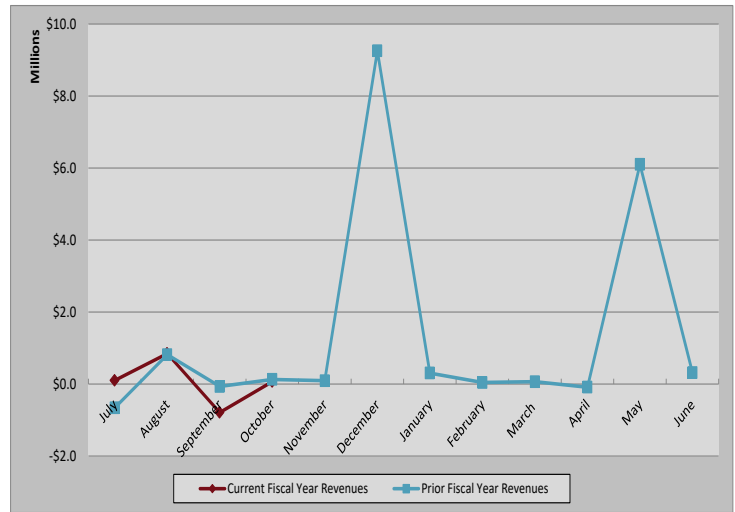
Through October 31, 2019*

General Fund Revenue Overview

GENERAL FUND MAJOR REVENUE SOURCES

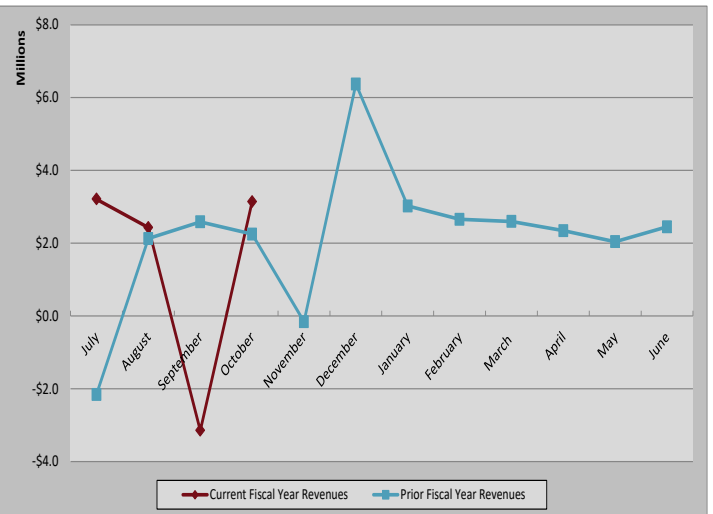
Property Tax - Property

	Current Fiscal Year Revenues	Prior Fiscal Year Revenues	Year-over-Year Variance
July	\$ 95,910	\$ (661,440)	\$ 757,350
August	\$ 846,356	\$ 815,225	\$ 31,131
September	\$ (791,826)	\$ (70,223)	\$ (721,603)
October	\$ 63,852	\$ 125,938	\$ (62,086)
November		\$ 91,447	\$ (91,447)
December		\$ 9,253,626	\$ (9,253,626)
January		\$ 302,701	\$ (302,701)
February		\$ 41,210	\$ (41,210)
March		\$ 63,041	\$ (63,041)
April		\$ (87,212)	\$ 87,212
May		\$ 6,098,948	\$ (6,098,948)
June		\$ 316,654	\$ (316,654)
Totals	\$ 214,292	\$ 16,289,915	\$ (16,075,623)



Sales Tax

	Current Fiscal Year Revenues	Prior Fiscal Year Revenues	Year-over-Year Variance
July	\$ 3,208,300	\$ (2,154,776)	\$ 5,363,076
August	\$ 2,427,714	\$ 2,128,188	\$ 299,526
September	\$ (3,145,414)	\$ 2,586,826	\$ (5,732,240)
October	\$ 3,135,942	\$ 2,249,638	\$ 886,304
November		\$ (155,177)	\$ 155,177
December		\$ 6,373,867	\$ (6,373,867)
January		\$ 3,023,700	\$ (3,023,700)
February		\$ 2,657,963	\$ (2,657,963)
March		\$ 2,599,642	\$ (2,599,642)
April		\$ 2,344,928	\$ (2,344,928)
May		\$ 2,042,062	\$ (2,042,062)
June		\$ 2,451,608	\$ (2,451,608)
Totals	\$ 5,626,542	\$ 26,148,469	\$ (20,521,927)



*Reflects Amounts for October 31, 2019 as of November 5, 2019. These amounts can still change.

Fiscal Year 2019-20

October 2019 Monthly Financial Report

City of Modesto, California

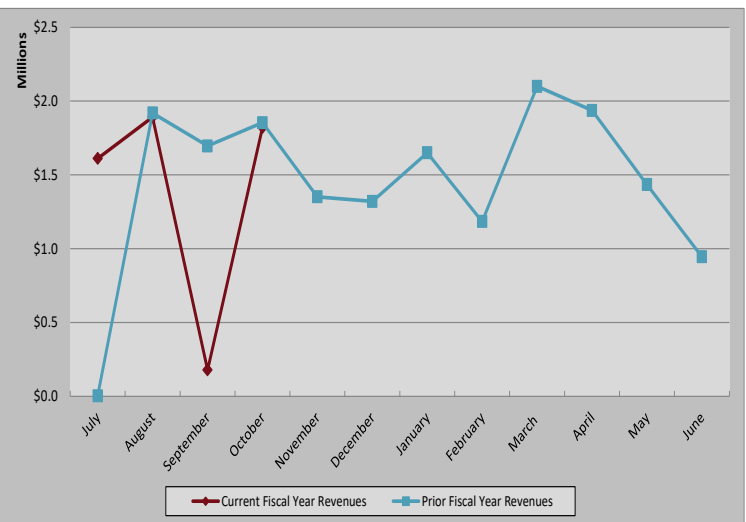
Through October 31, 2019*

General Fund Revenue Overview

GENERAL FUND MAJOR REVENUE SOURCES

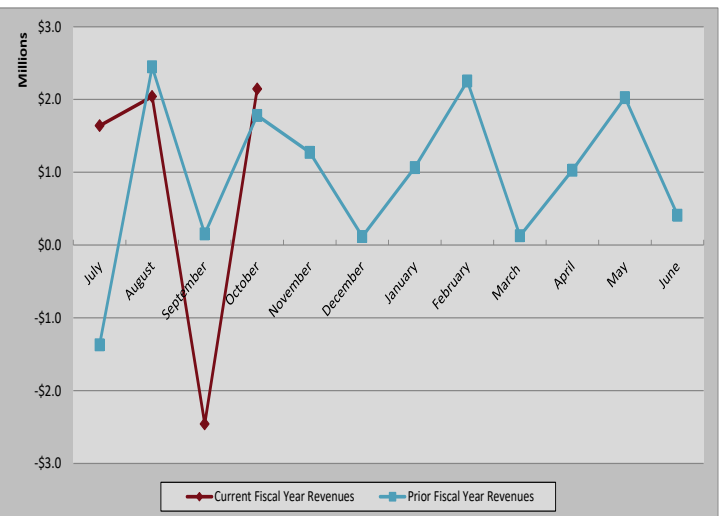
Utility Users Tax

	Current Fiscal Year Revenues	Prior Fiscal Year Revenues	Year-over-Year Variance
July	\$ 1,611,114	\$ 3,107	\$ 1,608,007
August	\$ 1,891,556	\$ 1,919,299	\$ (27,743)
September	\$ 177,863	\$ 1,696,197	\$ (1,518,334)
October	\$ 1,820,982	\$ 1,853,877	\$ (32,895)
November		\$ 1,351,056	\$ (1,351,056)
December		\$ 1,320,263	\$ (1,320,263)
January		\$ 1,649,990	\$ (1,649,990)
February		\$ 1,184,245	\$ (1,184,245)
March		\$ 2,099,274	\$ (2,099,274)
April		\$ 1,936,419	\$ (1,936,419)
May		\$ 1,434,383	\$ (1,434,383)
June		\$ 945,485	\$ (945,485)
Totals	\$ 5,501,515	\$ 17,393,595	\$ (11,892,080)



Business License/Mill Tax

	Current Fiscal Year Revenues	Prior Fiscal Year Revenues	Year-over-Year Variance
July	\$ 1,640,020	\$ (1,370,897)	\$ 3,010,917
August	\$ 2,040,410	\$ 2,448,106	\$ (407,696)
September	\$ (2,457,871)	\$ 153,525	\$ (2,611,396)
October	\$ 2,145,351	\$ 1,781,008	\$ 364,343
November		\$ 1,273,455	\$ (1,273,455)
December		\$ 117,310	\$ (117,310)
January		\$ 1,064,672	\$ (1,064,672)
February		\$ 2,252,776	\$ (2,252,776)
March		\$ 126,989	\$ (126,989)
April		\$ 1,028,759	\$ (1,028,759)
May		\$ 2,025,281	\$ (2,025,281)
June		\$ 409,592	\$ (409,592)
Totals	\$ 3,367,910	\$ 11,310,576	\$ (7,942,666)



*Reflects Amounts for October 31, 2019 as of November 5, 2019. These amounts can still change.

Fiscal Year 2019-20

October 2019 Monthly Financial Report

City of Modesto, California

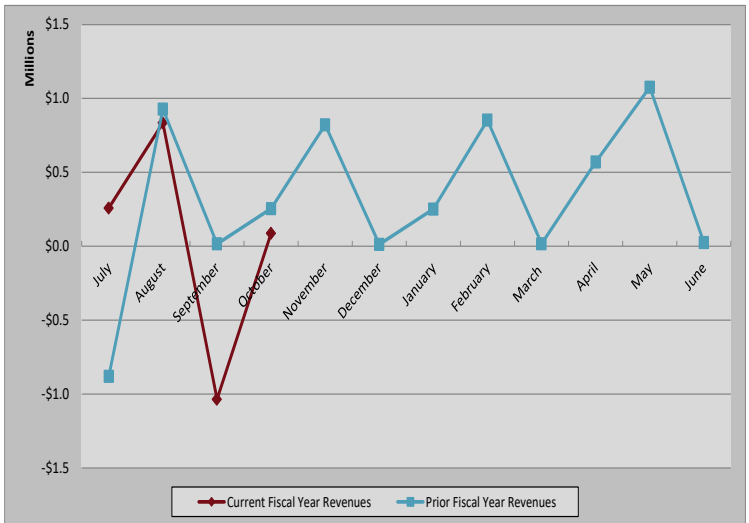
Through October 31, 2019*

General Fund Revenue Overview

GENERAL FUND MAJOR REVENUE SOURCES

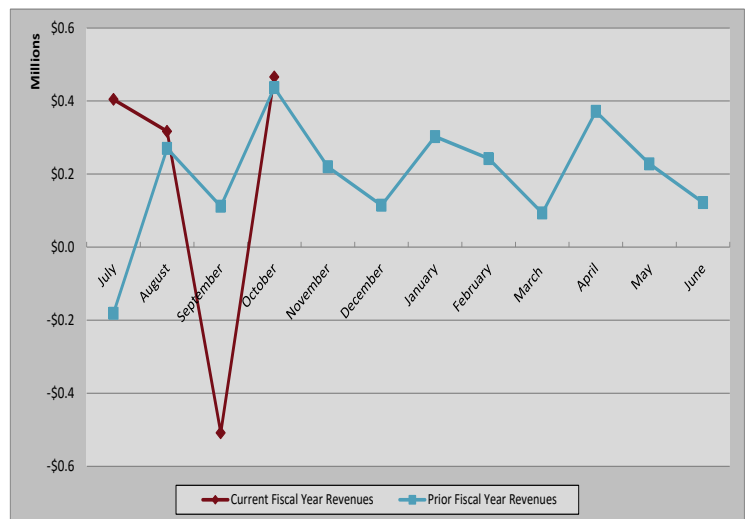
Franchise Fees

	Current Fiscal Year Revenues	Prior Fiscal Year Revenues	Year-over-Year Variance
July	\$ 258,115	\$ (880,874)	\$ 1,138,989
August	\$ 834,785	\$ 927,782	\$ (92,997)
September	\$ (1,035,280)	\$ 16,002	\$ (1,051,282)
October	\$ 86,955	\$ 253,956	\$ (167,001)
November		\$ 821,153	\$ (821,153)
December		\$ 12,376	\$ (12,376)
January		\$ 251,102	\$ (251,102)
February		\$ 853,169	\$ (853,169)
March		\$ 16,548	\$ (16,548)
April		\$ 569,561	\$ (569,561)
May		\$ 1,075,675	\$ (1,075,675)
June		\$ 25,222	\$ (25,222)
Totals	\$ 144,575	\$ 3,941,672	\$ (3,797,097)



Transient Occupancy Tax

	Current Fiscal Year Revenues	Prior Fiscal Year Revenues	Year-over-Year Variance
July	\$ 404,282	\$ (181,033)	\$ 585,315
August	\$ 316,968	\$ 270,418	\$ 46,550
September	\$ (508,270)	\$ 111,781	\$ (620,051)
October	\$ 465,633	\$ 436,595	\$ 29,038
November		\$ 219,974	\$ (219,974)
December		\$ 114,398	\$ (114,398)
January		\$ 302,611	\$ (302,611)
February		\$ 242,530	\$ (242,530)
March		\$ 93,376	\$ (93,376)
April		\$ 371,538	\$ (371,538)
May		\$ 227,926	\$ (227,926)
June		\$ 122,013	\$ (122,013)
Totals	\$ 678,613	\$ 2,332,127	\$ (1,653,514)



*Reflects Amounts for October 31, 2019 as of November 5, 2019. These amounts can still change.

Fiscal Year 2019-20

October 2019 Monthly Financial Report

City of Modesto, California

Through October 31, 2019*

General Fund Expenditures Overview

	Department	Monthly Actuals Expended	Monthly % of Total Budget	YTD Actuals	2018/19 Operating Budget	% of Total Budget Expended
1	City Council	34,670	7.4%	178,315	469,126	38.0%
2	City Manager's Office	202,345	7.2%	1,104,957	2,816,315	39.2%
3	City Attorney's Office	54,535	2.5%	386,006	2,180,698	17.7%
4	City Clerks' Office	38,254	7.5%	204,918	508,021	40.3%
5	Office of the City Auditor	2,208	0.6%	37,444	351,271	10.7%
6	Finance Department	343,522	6.9%	1,730,604	5,007,840	34.6%
7	Community & Economic Development	528,325	8.0%	2,381,734	6,643,651	35.8%
8	Human Resources Department	105,450	6.2%	573,739	1,710,336	33.5%
9	Fire Department	3,209,245	7.9%	16,166,267	40,730,745	39.7%
10	Police Department	5,568,894	7.8%	26,803,267	71,194,459	37.6%
11	Parks, Recreation & Neighborhoods	1,006,158	8.3%	4,306,317	12,138,764	35.5%
12	Public Works Department	34,336	6.2%	185,970	557,605	33.4%
13	Non-Departmental	6,270	1.6%	15,355	395,000	3.9%
14	Transfers Out		0.0%		6,584,210	0.0%
	Total	11,134,212	7.4%	54,074,893	151,288,041	35.7%

Monthly Actuals Notes

- City Council** - The City Council had a total of \$34.7K in expenditures in the month of October 2019. \$22.2K of the expenditures were from salary and benefit expense, \$7.2K were for internal service fund changes, and \$5.2K were for discretionary expenses.
- City Manager's Office** - The City Manager's Office had a total of \$202.3K in expenditures in the month of October 2019. \$139.7K of the expenditures were from salary and benefit expense, \$13K were for internal service fund changes, and \$49.6K were for discretionary expenses.
- City Attorney's Office** - The City Attorney's Office had a total of \$54.5K in expenditures in the month of October 2019. \$34.4K of the expenditures were from salary and benefit expense, \$14K were for internal service fund changes, and \$6.2K were for discretionary expenses.
- Finance Department** - The Finance Department had a total of \$343.5K in expenditures in the month of October 2019. \$236.3K of the expenditures were from salary and benefit expense, \$33.2K were for internal service fund changes, and \$99.8K were for discretionary expenses. There was also \$25.7K received as an offsetting expense for direct charge revenue.
- Community & Economic Development** - The C&ED had a total of \$528.3K in expenditures in the month of October 2019. \$313.3K of the expenditures were from salary and benefit expense, \$51.3K were for internal service fund changes, and \$182.4K were for discretionary expenses. There was also \$18.7K received as an offsetting expense for direct charge revenue.
- Fire Department** - The Fire Department had a total of \$3.2M in expenditures in the month of October 2019. \$2.4M of the expenditures were from salary and benefit expense, \$77.9K were for internal service fund changes, and \$754.3K were for discretionary expenses.
- Police Department** - The Police Department had a total of \$5.6M in expenditures in the month of October 2019. \$3.3M of the expenditures were from salary and benefit expense, \$228.5K were for internal service fund changes, and \$2.0M were for discretionary expenses. There was also \$45K received as an offsetting expense for direct charge revenue.

Measure L Projects

State Route 132 West Expressway

Expenses		Revenues	
Project Code	101119	City Funds	\$0
Project Budget	\$125,482,720	Federal Funds	\$16,492,834
Encumbered	\$8,997,084	State Funds	\$83,811,834
Expended	\$0	Measure L	\$31,800,000
Available	\$0	Total	\$125,482,720
		Received	\$0

Estimated Completion Date: July 2022

Phase: Construction

Overall Project Details:

This project includes construction of an access-controlled, 2-lane expressway along a new alignment south of Kansas Avenue starting from the east side of SR-99 at the base of the Needham Street Bridge west to Dakota Avenue and along Dakota Avenue to the existing SR-132/Maze Boulevard.

Latest Project Status:

There was a groundbreaking ceremony on October 18, 2019. Construction is scheduled to begin in December 2019.



Wylie Road, Floyd Ave, Carver Road Street Improvements

Expenses		Revenues	
Project Code	101038	City Funds	\$0
Project Budget	\$2,400,000	Federal Funds	\$0
Encumbered	\$221,277	State Funds	\$0
Expended	\$1,972,214	Measure L	\$2,400,000
Available	\$205,276	Total	\$2,400,000
		Received	\$2,400,000

Estimated Completion Date: November 2019

Phase: Construction

Overall Project Details:

This project will provide street maintenance on portions of Wylie, Floyd and Carver.

Latest Project Status:

This project is 85% complete.



Wylie & Rose Before



Wylie & Rose After

Village One Slurry Seal

Expenses		Revenues	
Project Code	101120	City Funds	\$0
Project Budget	\$2,762,060	Federal Funds	\$0
Encumbered	\$2,000,109	State Funds	\$0
Expended	\$433,402	Measure L Funds	\$2,762,060
Available	\$328,548	Total	\$0
		Received	\$2,762,060

Estimated Completion Date: November 2019

Phase: Construction

Overall Project Details:

Slurry seal residential streets within the Village One Area.

Latest Project Status:

This project is 80% complete and the interim roundabout at Kodiak Drive and Orchard Park Way has been completed.



SB 1 Project

18/19 Slurry/Crack Seal Project

Expenses		Revenues	
Project Code		City Funds	\$0
Project Budget	\$1,516,810	Federal Funds	\$0
Encumbered	\$0	State Funds	\$1,516,810
Expended	\$1,223,260	Other Funds	\$0
Available	\$293,550	Total	\$1,516,810
		Received	\$3,620,298 ¹

Estimated Completion Date: October 2019

Phase: 4th Year of Annual Program

Overall Project Details:

The purpose of this program is to maintain and preserve the streets of Modesto by applying type II slurry made of emulsion oil and aggregate. SB1 funding provides an average of 95 lane miles of residential street preservation each season. The 2019 season launched on April 29th and will add five to seven years to street longevity. An estimated 96.37 lane miles will be completed this year. Expenses and revenues outlined above reflect the 2018 slurry season.

Project Status:

14.34 lane miles were completed in October for a total of 115 lane miles this year.



¹ Total Road Maintenance and Rehabilitation Account (RMRA) for all projects

Parks, Recreation & Neighborhoods

Enslen Park Outdoor Venue

Expenses		Revenues	
Project Code	101200	City Funds	\$40,000
Project Budget	\$210,000	Federal Funds	\$0
Encumbered	\$57	State Funds	\$0
Expended	\$12,084	Other Funds (Community)	\$170,000
Available	\$27,859	Total	\$210,000
		Received	\$40,000

Estimated Completion Date: November 2019

Phase: Construction

Overall Project Details:

The Enslen Park Outdoor Venue Project is a Park Partners project that consists of the removal of horseshoe pits and grass turf area outside of the Boy Scout Club House to make way for the construction of a concrete paved event plaza and youth playground. The project is sponsored through community fundraising efforts and in-kind donations from local organizations including: College Area Neighborhood Alliance, Simile Construction, Valero Petroleum, Boyett Petroleum, SMCC Construction, Collins Electric, Beard Land and Investment, and Modesto Neighborhoods, Inc. Once completed, the project will be donated to the City of Modesto as a reservable event venue.

Latest Project Status:

The project is nearly complete and should be open for public use in mid-late November. The City and its partners hosted a volunteer day on which the playground structure was constructed, playground mulch was spread and trees were planted with the assistance of dozens of community volunteers.



Public Works

Synchronize Traffic Signals outside of Downtown

Expenses		Revenues	
Project Code	100940	City Funds	\$0
Project Budget	\$400,000	Federal Funds	\$400,000
Encumbered	\$400,000	State Funds	\$0
Expended	\$27,745	Measure L Funds	\$0
Available	\$372,255	Total Received	\$27,583

Estimated Completion Date: November 2019

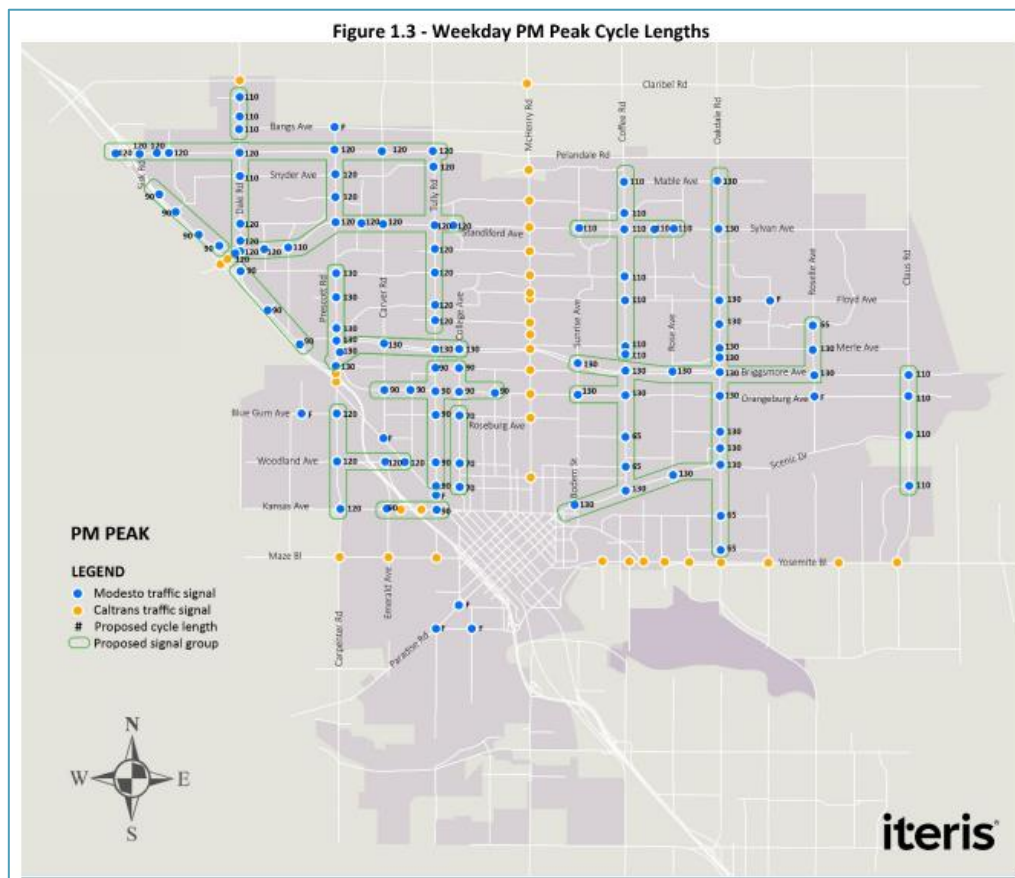
Phase: Implementation

Overall Project Details:

Retime 156 traffic signals outside of downtown Modesto with new timing plans based on existing conditions report.

Latest Project Status:

The City completed existing conditions report and provided comments to the technical memo. New timing in all signals outside of the downtown area is anticipated mid to late November.



Utilities

Bermuda Way Strengthen & Replace Water Mains


Expenses		Revenues	
Project Code	100857	City Funds	\$2,434,340
Project Budget	\$2,434,340	Federal Funds	\$0
Encumbered	\$1,571,106	State Funds	\$0
Expended	\$125,802	Other Funds	\$0
Available	\$737,408	Total	\$0
		Received	\$0

Completion Date: February 2020

Phase: Construction

Overall Project Details:

The Bermuda Way Neighborhood is one of many prioritized areas in the City's water service area that require replacement of current, aging water infrastructure. The Bermuda Way Strengthen & Replace Water Mains Project will replace and upgrade deficient water mains, associated water valves, services and fire hydrants to increase service reliability, flows, and pressures. The project area is bounded by Roosevelt Drive on the west, Sherwood Avenue on the east, Granger Avenue on the north and Orangeburg Avenue on the south.



Latest Project Status:

This project is 40% complete. Saw cutting and preparation for installation of mainlines, services and hydrants was completed along Bermuda Way. An abandoned 24" irrigation pipeline was discovered while making preparations along Enslin. Staff coordinated with Water Services to have the pipe destroyed and taken to the Corp Yard site on Litt Road.



Del Rio Tank 14, Well 68 & Pump Station

Expenses		Revenues	
Project Code	100473	City Funds	\$12,278,483
Project Budget	\$12,278,483	Federal Funds	\$0
Encumbered	\$5,208,239	State Funds	\$0
Expended	\$5,733,410	Other Funds	\$0
Available	\$330,398	Total	\$0
		Received	\$0

Completion Date: Spring 2020

Phase: Construction

Overall Project Details:

This project will construct a 0.25 million gallon steel water tank, a 1,000 gallon-per-minute well production pump, a 2.45 million gallon-per-day booster pump station, a 1.4 acre-foot retention basin, and a 16-inch transmission main installation from the intersection of St. John Road and Country Club Drive, south to Ladd Road, where it will tie into the tank site. The project will increase service reliability and correct the existing supply and pressure deficiencies of the City's Del Rio water system, located northwest of the Modesto city limits. The project site is located at 718 Ladd Road on approximately 4 acres just southeast of the intersection of Ladd Road and St. Johns Road.

Latest Project Status:

This project is approximately 60% complete. CMU walls were installed and grouted and electrical conduit was placed within the walls of the pump building. The restroom foundation was formed and poured and the water and sewer was installed.



Water Corporation Yard

Expenses		Revenues	
Project Code	100812	City Funds	\$19,711,500
Project Budget	\$19,711,500	Federal Funds	\$0
Encumbered	\$3,792,038	State Funds	\$0
Expended	\$15,196,693	Other Funds	\$0
Available	\$722,769	Total	\$0
		Received	\$0

Completion Date: December 2019

Phase: Design/Construction

Overall Project Details:

The project will consolidate the Utilities Department Water Services Division's three locations into one location at 4240 Litt Road. The project will be delivered utilizing the design build procurement method. In addition, the project will construct a satellite maintenance yard for Parks Operations. Improvements include an administration building, post-framed storage structure, maintenance storage structure, site improvements and vehicle/tire washout.



Latest Project Status:

This project is 90% complete. Progress of the work on site was steady through October. In the Admin building, drywall work was completed and ceramic tile work continued. Painting as well as door and frame installation began. Low voltage electrical work and HVAC finish work continued steady. Some pavement striping and hydroseeding of retention basins was done. Furniture and other furnishings were delivered and expected to be installed in late November.



Grogan Park Production Well

Expenses		Revenues	
Project Code	101035	City Funds	\$2,548,728
Project Budget	\$2,548,728	Federal Funds	\$0
Encumbered	\$91,900	State Funds	\$0
Expended	\$2,175,895	Other Funds	\$0
Available	\$280,932	Total	\$0
		Received	\$0

Completion Date: October 2019


Phase: Construction

Overall Project Details:

This project will provide a 1,500 gallon-per-minute potable well to serve the Tivoli specific plan area at the corner of Sylvan Avenue and Litt Road. Surface improvements will include the well pump, yard piping, mechanical, electrical and structural components.

Latest Project Status:

This project is 96% complete. Site lighting, a gate switch & an intrusion alarm on the east side of the site were completed.



Amtrak North Parking Lot Project

Expenses		Revenues	
Project Code	101014	City Funds	\$0
Project Budget	\$638,245	Federal Funds	\$0
Encumbered	\$404,589	State Funds	\$0
Expended	\$182,148	Local Transportation Funds	\$ 638,245
Available	\$51,509	Total	\$0
		Received	\$0

Completion Date: December 2019

Phase: Construction

Overall Project Details:

This project will increase the size of the existing parking lot at the Modesto Amtrak Station by adding 77 parking stalls to accommodate increase use of the station. During several holiday periods throughout the year, the existing parking lot is unable to accommodate the number of vehicles that need to be parked there.

Latest Project Status:

Construction is 30% complete. A site walk was held with two potential contractors looking to complete the project. One of the contractors' bids was accepted and work is anticipated to begin in late November.



Del Rio Well 70 (Replacing Well 271) Surface Improvements

Expenses		Revenues	
Project Code	101078	City Funds	\$3,803,200
Project Budget	\$3,803,200	Federal Funds	\$0
Encumbered	\$2,320,474	State Funds	\$0
Expended	\$40,278	Other Funds	\$0
Available	\$1,442,448	Total	\$0
		Received	\$0

Completion Date: Summer 2020

Phase: Construction

Overall Project Details:

Del Rio Well 70 (Replacing Well 271) will construct a 1,000 gallons per minute (GPM) potable water well; pump house and generator at the corner of Stewart and McHenry in the Del Rio Service Area. This portion of the project will only be responsible for the above ground improvements. Sub-surface improvements of the well were completed in January 2019.

Latest Project Status:

Fencing was placed around the site and the heritage oak tree. Construction submittals are still being received from the contractor and construction activities are expected to begin in late November/early December.



Well 72 Surface Improvements

Expenses		Revenues	
Project Code	100853	City Funds	\$1,883,171
Project Budget	\$1,883,171	Federal Funds	\$0
Encumbered	\$448,195	State Funds	\$0
Expended	\$1,221,289	Other Funds	\$0
Available	\$213,687	Total	\$0
		Received	\$0

Completion Date: September 2019

Phase: Complete

Overall Project Details:

City Well 229 is strategically important to the City's water supply infrastructure as it is located near Sutter and Rouse Avenues in southwest Modesto. Due to elevated nitrate conditions, Well 229 was taken offline in early 2016. The new Well 229 will provide a 500 GPM potable well to serve the southwest area of Modesto and restore the well to optimum capacity. During the design process, the State informed the City that a new identifier would be required and Well 72 was assigned.

Latest Project Status:

Results of Title 22 testing are still being reviewed by staff and consultant to determine if the project is viable to continue with above ground improvements. Significant contaminants of concern were identified prior to Title 22 testing. There are several options being considered for the well including a monitoring well, a blending well with well/surface water or a normal groundwater well.



Design Phase

Department	Project Name	Design Amount	Total Project Amount
Community & Economic Development			
	Claratina: McHenry/Coffee 4 Lane	\$1,402,167	\$6,062,911
	Right Turn Ln McHenry to Briggsmore	\$193,000	\$2,131,892
	WB D St. to NB 9 th St. Right Turn Lane Improvement	\$222,633	\$1,314,936
	2016 Pavement Rehabilitation (La Loma)	\$273,080	\$1,857,573
	Pavement Rehabilitation Crows Landing	\$250,000	\$250,000
	Paradise Road 1 st . to Carpenter Road	\$250,000	\$250,000
	Claratina Phase 1 – Hetch Hetchy Crossing	\$200,000	\$6,270,000
	Pavement Rehabilitation Pelandale Ave.	\$323,000	\$323,000
Measure L	Systemic Safety Analysis Report Program	\$250,000	\$250,000
Measure L	Improve Traffic Flow and Safety – Orville Wright School	\$70,000	\$506,702
Measure L	Paradise Road ATP Cycle III	\$25,000	\$25,000
	Pelandale Avenue Phase II	\$954,363	\$954,363
Measure L	Bike Trail along MID Canal	\$117,222	\$1,092,054
Measure L	Tully Road Safety Improvements	\$34,538	\$411,183
Measure L	Dry Creek Trail Maintenance	\$91,333	\$685,000
Modesto Fire			
	MFD Station No.1 Roof Replacement	\$25,000	\$337,850

Design Phase

Department	Project Name	Design Amount	Total Project Amount
Parks, Recreation & Neighborhoods			
	Virginia Corridor Phase 7	\$ 500,000	\$4,514,442
	Ralston Tower Park Renovation	\$ 100,000	\$1,200,000
	Downey Shade Structure Replacement	\$ 25,000	\$ 250,000
	The Awesome Spot Playground	Community	\$2,500,000
	Carpenter Road Soccer Complex	\$ 35,000	\$1,035,000
	TRRP Neece Drive Boat Launch	\$ 139,000	\$805,000
	TRRP River Overlook	\$ 120,000	\$849,940
Public Works			
	100451 – Fleet Services Heavy Duty Maintenance Bays	\$700,935	\$5,533,141
	101045 – Transit Center Expansion	\$70,000	\$325,000
SB1 \$32,000	101095 – Transit Center Improvements	\$523,544	\$5,640,092
	101096 – MADAR Operations Building	\$30,000	\$500,000
	101149 – Amtrak Restroom Remodel	\$276,979	\$421,979
	101151 – MAX Video Surveillance Upgrade	\$-	\$635,985
	101160 – Commuter Bus Repaint	\$-	\$40,000
	101162 – Traffic Signal Prioritization for Transit	\$-	\$200,000
	101187 – Amtrak Roof Replacement	\$55,000	\$55,000
	101191 – USB Ports on all Transit Buses	\$-	\$13,118
	New Transit Bus Purchases	\$-	\$1,982,063

Design Phase

Department	Project Name	Design Amount	Total Project Amount
Utilities			
	Highway Village Strengthen & Replace	\$112,187	\$3,965,000
	Sonoma Trunk Extension	\$288,494	\$1,775,794
	Crows Landing Sewer Trunk	\$120,000	\$1,512,000
	BMF - Parts Storage Room Upgrade	\$100,000	\$930,000
	New Jennings WQC Entrance	\$259,261	\$840,000
	Spencer Avenue Strengthen & Replace	\$105,000	\$1,550,000