



CITY OF
MODESTO
CALIFORNIA

JULY 2021

CITY MANAGER'S UPDATE



Monthly Report
to the City of Modesto
City Council & Community

City Managers Monthly Update



Table of Contents

Police Department....3

Community & Economic
Development | Measure L
Projects5

Public Works | SB 1
Project.....7

Parks, Recreation &
Neighborhoods8

Utilities.....9

Design Phase.....13

Council and Community:

I'm pleased to report on progress made as part of the city's Capital Improvement Program.

Monthly Financials are not provided this month. The month of July has multiple journal entries that accrue back into the prior fiscal year which can cause changes in the actual amounts on a weekly basis. Due to this, the figures will not be reported for the month of July until the publication of the City Manager's Update in August. At that time, we will be able to provide a more complete picture as well as a comparison of the months of July and August in terms of revenue and expense increases and decreases.

Here's a quick look at the accomplishments for the month of July:

For the 2016 Pavement Rehabilitation **Community & Economic Development** project, La Loma was paved with rubberized asphalt and the contractor is working on a punch list of items. And, it was also reported that the State Route 132 West project is 63% complete. More starting on page 5.

For **Public Works**, they continue to make progress on the 2020/2021 Slurry/Crack Seal SB 1 project with another 19.34 lane miles slurry seal applied in the month of July. And, **Parks, Recreation & Neighborhoods** reports on the Downey Park Restroom Fire Renovation. See more on pages 8 and 9.

In **Utilities**, the contractor completed the wall panel installations up to the rack sections on the north and south sides of the Fleet Maintenance Facility Heavy Bay Addition and Bus Maintenance Facility-Parts Storage Room Project which allowed for the installation of the upper roof. You can read the full report along with pictures on this project and other in the Utilities department starting on page 10.

As always, please let me know if you have any suggestions on sharing this material with the community.

A handwritten signature in blue ink that reads "Joseph P. Lopez". The signature is fluid and cursive.

Joseph P. Lopez
City Manager

Modesto Police Department

UCR Arrest and Crime Statistics 2021

ARRESTS

MONTH	2019	2020	2021
JANUARY	1007	1240	1053
FEBRUARY	875	1261	978
MARCH	1211	1093	1094
APRIL	1095	1098	929
MAY	1236	1463	908
JUNE	965	1121	870
JULY	1069	1213	978
AUGUST	1188	1222	
SEPTEMBER	1010	1257	
OCTOBER	912	1125	
NOVEMBER	960	879	
DECEMBER	887	832	
TOTAL	12415	13804	6810

JULY

YTD Comparison (2020 to 2021)

Crime Type	Over/Under	% Change
Part 1	-306	-7%
Auto Theft	-159	-22%
Commercial	-86	-38%
Larceny	27	1%
Residential	-85	-32%
Robbery	-6	-4%

PART 1

MONTH	2019	2020	2021
JANUARY	740	723	629
FEBRUARY	832	544	584
MARCH	785	731	627
APRIL	792	655	507
MAY	765	621	531
JUNE	728	543	524
JULY	770	447	556
TOTAL	5412	4264	3958

AUTO THEFT

MONTH	2019	2020	2021
JANUARY	106	109	97
FEBRUARY	99	84	81
MARCH	114	143	95
APRIL	100	105	60
MAY	95	97	74
JUNE	91	91	70
JULY	100	84	77
TOTAL	705	713	554

COMMERCIAL BURG

MONTH	2019	2020	2021
JANUARY	51	51	34
FEBRUARY	73	32	31
MARCH	62	38	20
APRIL	57	41	12
MAY	53	25	16
JUNE	45	20	13
JULY	42	22	17
TOTAL	383	229	143

LARCENY

MONTH	2019	2020	2021
JANUARY	391	373	340
FEBRUARY	445	290	310
MARCH	418	382	362
APRIL	418	331	292
MAY	432	302	264
JUNE	400	244	279
JULY	425	179	281
TOTAL	2929	2101	2128

RESIDENTIAL BURG

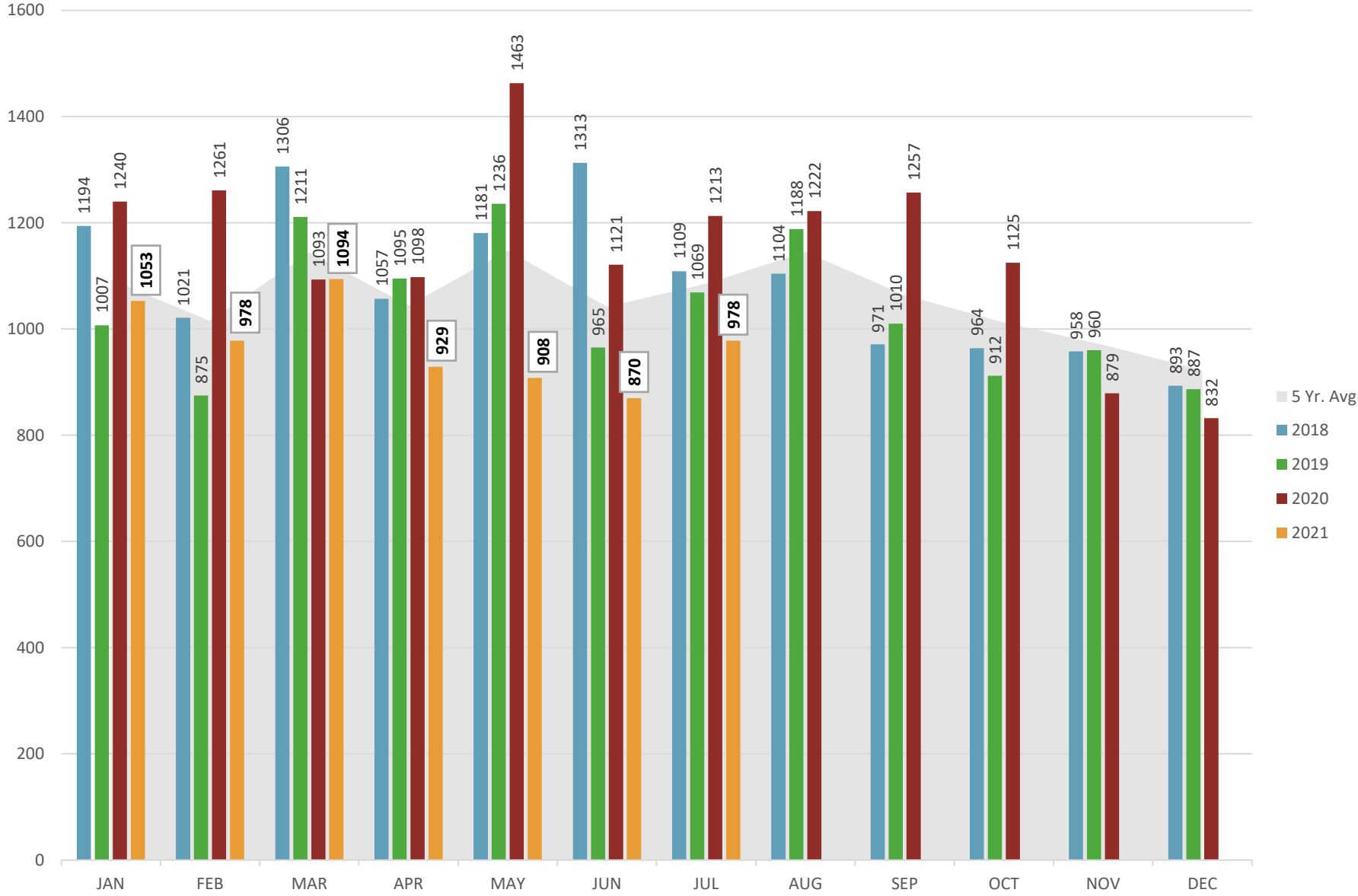
MONTH	2019	2020	2021
JANUARY	39	69	32
FEBRUARY	69	34	35
MARCH	45	45	29
APRIL	58	40	19
MAY	50	32	23
JUNE	41	25	22
JULY	48	21	21
TOTAL	350	266	181

ROBBERIES

MONTH	2019	2020	2021
JANUARY	34	24	25
FEBRUARY	40	21	23
MARCH	41	14	22
APRIL	39	28	20
MAY	23	37	21
JUNE	39	20	22
JULY	39	18	23
TOTAL	255	162	156

MPD ARREST STATS

REPORTED TO DOJ (UCR)



Includes Adult and Juvenile

Statistics include: All "reportable" arrests to DOJ. Excludes: infractions, traffic offense, speeding, running red light etc.

Measure L Projects

2016 Pavement Rehabilitation Project (Project Code 100806)

Expenses	
Project Budget	2,815,698
Encumbered	231,628
Expended	2,367,646
Available	216,424

Revenues	
City Funds	0
Federal Funds	0
State Funds	1,618,601
Measure L Funds	750,000
Total	2,607,573
Received	0



Estimated Completion Date: September 2021

Phase: Construction

Overall Project Details:

This project will rehabilitate deteriorated pavement with an asphalt rubber chip seal and asphalt overlay on La Loma Avenue from James Street to Rowland Avenue with the construction of a roundabout at the La Loma and Buena Vista intersection. Also, double chip seals will be installed on Miller Avenue from El Vista Avenue to North Riverside Drive, Burney Street from 18th Street to Jennie Street, 17th Street from G Street to Burney Street, and slurry seal on J Street from 9th Street to 17th Street.

Scenic Drive Pavement Rehabilitation Phase 1 (Project Code 101168)

Expenses	
Project Budget	1,739,500
Encumbered	1,195,557
Expended	242,712
Available	301,231

Revenues	
City Funds	0
Federal Funds	0
State Funds	0
Measure L Funds	1,529,206
Total	0
Received	1,529,206



Estimated Completion Date: September 2021

Phase: Construction

Overall Project Details:

This project will rehabilitate pavement on Scenic Drive from Lakewood Avenue to Claus Road. Improvements include roadway resurfacing and/or reconstruction, new signage and striping, pedestrian crossing improvements, and Americans with Disabilities Act (ADA) ramp upgrades.

State Route 132 West Expressway (Project Code 101119)

Expenses	
Project Budget	125,482,720
Encumbered	2,212,637
Expended	68,746,877
Available	54,523,206

Revenues	
City Funds	0
Federal Funds	9,870,886
State Funds	83,811,834
Measure L Funds	31,800,000
Total	125,482,720
Received	125,482,720



Estimated Completion Date: July 2022

Phase: Construction

Overall Project Details:

This project includes construction of an access-controlled, 2-lane expressway along a new alignment south of Kansas Avenue starting from the east side of SR-99 at the base of the Needham Street Bridge west to Dakota Avenue and along Dakota Avenue to the existing SR-132/Maze Boulevard.

Latest Project Status:

The project is 63% complete. This month's work included but is not limited to the following: completed Stage 4 traffic switch onto the new over-crossing bridge, retaining curb, multiuse path and driveways for Stage 2B widening at this location. In addition, Rosemore Ave. over-crossing bridge was opened to traffic and Kansas Ave at Mercy Ave was closed for sewer bypass setup.

Right Turn Lane Southbound McHenry Avenue to Westbound Briggsmore Avenue (Project Code 100632)

Expenses	
Project Budget	3,021,892
Encumbered	771,910
Expended	1,081,406
Available	1,168,576

Revenues	
City Funds	194,300
Federal Funds	0
State Funds	1,887,592
Measure L / SB1 Funds	40,000
Total	2,121,892
Received	0



Estimated Completion Date: August 2021

Phase: Construction

Overall Project Details:

This project will widen and install a right turn lane at southbound McHenry Avenue to westbound Briggsmore Avenue. The work to be done includes curb, gutter, sidewalk, traffic signal modifications and paving.

SB 1 Project

2020/2021 Slurry/Crack Seal Work

Expenses	
Project Budget	1,671,854
Encumbered	0
Expended	1,625,226
Available	46,628

Revenues	
City Funds	0
Federal Funds	0
State Funds	1,671,854
Measure L Funds	0
Total	1,671,854
Received	3,370,662 ¹



Estimated Completion Date: October 2021

Phase: 6th Season of Annual Program

Overall Project Details:

The purpose of this program is to maintain and preserve the streets of Modesto by applying type II slurry made of emulsion oil and aggregate. SB1 funding provides an average of 95 lane miles of residential street preservation each season.

Latest Project Status:

The Streets Division completed another 19.34 lane miles of slurry seal application in the month of July. A total of 62.26 lane miles have been completed in the 2021 calendar year.

¹ Total Road Maintenance and Rehabilitation Account for all projects

Parks, Recreation & Neighborhoods

Downey Park Restroom Fire Renovation (Project Code 101225)

Expenses		
Project Budget		100,000
Encumbered		100,000
Expended		0
Available		0

Revenues		
City Funds		100,000
Federal Funds		0
State Funds		0
Other Funds		200,000 – 300,000
Total		To Be Determined
Received		100,000



Completion Date: August 2021

Phase: Construction

Overall Project Details:

On July 14, 2019 the public restroom, park storage and electrical building at Downey Community Park was heavily damaged by a fire. The complete renovation project will restore the facility and provide the community park with a functional restroom once again. Insurance is anticipated to cover the full cost of the renovation beyond the \$100,000 insurance deductible.

Latest Project Status:

During July, the site project was stalled due to waiting for MID to turn off power to the site in order to complete electrical work.

Utilities

Fleet Maintenance Facility Heavy Bay Addition) & Bus Maintenance Facility - Parts Storage Room Project (Project Codes 100451 & 101022)

Expenses	
Project Budget	7,980,446
Encumbered	2,986,915
Expended	4,179,627
Available	813,904

Revenues	
City Funds	6,221,137
Federal Funds	1,759,309
State Funds	0
Measure L Funds	0
Total	0
Received	0



Completion Date: Fall 2021


Phase: Construction

Overall Project Details:

The construction of a new Fleet Maintenance Facility (FMF) Heavy Bay will provide future capacity and operational efficiencies for years to come. Additionally, the safety of staff members and customers is at the forefront throughout the City. This state-of-the-art facility will reduce potential work-related risks associated with repairs and maintenance. The FMF will serve as a connecting structure between the existing Bus Maintenance Facility (BMF) and the new Heavy Bay Shop.

Latest Project Status:


Currently the contractor is preparing the Bollards for placement at the roll-up doors. For the Parts Room, the east/west partition wall was installed and the perimeter walls were prepared for drywall.



Headworks, Dryden Box and Influent Flume Improvements (Project Codes 100737 & 100794)

Expenses	
Project Budget	24,734,966
Encumbered	154,768
Expended	23,230,742
Available	349,457

Revenues	
City Funds	24,734,966
Federal Funds	0
State Funds	0
Measure L Funds	0
Total	0
Received	0



Completion Date: Summer 2021

Phase: Construction

Overall Project Details:

All of the City's wastewater flows are screened for debris and grit removal. It is essential to maintain the efficiency and effectiveness of the entire wastewater treatment process. Most of the City's domestic wastewater (from the River and West Trunks) and Cannery Segregation process water flows into the Dryden Box prior to entering the Sutter Plant for treatment. This structure is severely corroded and needs to be replaced. The project includes upgrades to the Headworks facility, upgrades to Pumping Plant No.3, hydraulic improvements to the Influent Flumes, and construction of a new Dryden Box (in-ground concrete structure). This project will provide both reliability and capacity improvements to the City's wastewater system.

Latest Project Status:

The composite sampler relays were replaced at Headworks and required samples have been obtained. And, a light at the east perimeter was replaced by Con J. Hydroseed is not germinating at the slopes on the east perimeter of the plant. Overaa installed a temporary irrigation system and broadcast more seed. The issue will be addressed by continued watering and monitoring.

Jennings Entrance (Project Code 100648)

Expenses	
Project Budget	4,804,699
Encumbered	846,307
Expended	3,450,224
Available	508,168

Revenues	
City Funds	4,804,699
Federal Funds	0
State Funds	0
Measure L Funds	0
Total	0
Received	0



Completion Date: Summer 2021


Phase: Construction

Overall Project Details:

This project will construct a new entrance and exit for the Jennings Plant and will be located south of the current entrance at the existing exit roadway; allowing vehicles to safely enter and exit the two facilities. The project will also repair Jennings Road from West Taylor Road to West Monte Vista Avenue. The City has jurisdiction and maintenance responsibility of Jennings Road from West Main Street to West Taylor Road.

Latest Project Status:

During the month, the contractor completed work on the traffic signals and lighting and landscaping is being installed.



Well 71 Surface Improvements (Project Code 101084)

Expenses	
Project Budget	3,060,175
Encumbered	2,047,112
Expended	504,836
Available	508,227

Revenues	
City Funds	3,060,175
Federal Funds	0
State Funds	0
Measure L Funds	0
Total	0
Received	0



Completion Date: June 2022

Phase: Construction

Overall Project Details:

This project will provide site improvements for Well 71 located at 2501 Brenner Way in Modesto. Improvements include a 1,500 GPM potable water well, pump house, flush line and generator. Sub-surface improvements of the well were completed in January 2019.

Latest Project Status:

Construction is 20% complete. The main tie-in for the connection of the well was completed on Conant. Additionally, foundations began to be poured where the pump house will be located. The City and the contractor are coordinating on electrical submittals to ensure that when the well is on-line it will communicate properly.

Design Phase

<i>Department</i>	<i>Project Name</i>	<i>Design Amount</i>	<i>Total Project Amount</i>
<i>Community & Economic Development</i>	Bike Trail along MID Canal (Funded by Measure L)	117,222	1,092,054
<i>Community & Economic Development</i>	Claratina: McHenry/Coffee 4 Lane	1,402,167	6,062,911
<i>Community & Economic Development</i>	Claratina Phase 1 – Hetch Hetchy Crossing	200,000	6,270,000
<i>Community & Economic Development</i>	Paradise Road –1 st Street to Carpenter Road	250,000	250,000
<i>Community & Economic Development</i>	Paradise Road ATP Cycle III (Funded by Measure L)	25,000	25,000
<i>Community & Economic Development</i>	Pavement Rehabilitation Crows Landing	250,000	250,000
<i>Community & Economic Development</i>	Systemic Safety Analysis Report Program (Funded by Measure L)	250,000	250,000
<i>Community & Economic Development</i>	Tully Road Safety Improvements (Funded by Measure L)	34,538	411,183
<i>Modesto Fire</i>	MFD Station No.1 Roof Replacement	25,000	337,850
<i>Parks, Recreation & Neighborhoods</i>	Carpenter Road Soccer Complex	35,600	1,035,000
<i>Parks, Recreation & Neighborhoods</i>	Cesar E. Chavez Park Renovation	950,000	8,500,000
<i>Parks, Recreation & Neighborhoods</i>	Downey Shade Structure Replacement	25,000	350,000
<i>Parks, Recreation & Neighborhoods</i>	Mary E. Grogan Park Phase 2	329,288	2,963,588
<i>Parks, Recreation & Neighborhoods</i>	Ralston Tower Park Renovation	100,000	1,200,000
<i>Parks, Recreation & Neighborhoods</i>	The Awesome Spot Playground	Community	2,500,000
<i>Parks, Recreation & Neighborhoods</i>	Tuolumne River Regional Park (TRRP) Neece Drive Boat Launch	188,000	805,000
<i>Parks, Recreation & Neighborhoods</i>	Tuolumne River Regional Park (TRRP) River Overlook	185,806	849,940
<i>Parks, Recreation & Neighborhoods</i>	Virginia Corridor Phase 7	750,000	4,674,923

Design Phase

<i>Department</i>	<i>Project Name</i>	<i>Design Amount</i>	<i>Total Project Amount</i>
<i>Public Works</i>	Transit Center Expansion	70,000	325,000
<i>Public Works</i>	Transit Center Improvements (\$32,000 - SB1 Funding)	523,544	5,640,092
<i>Utilities</i>	Caustic Soda Handling Facility	43,041	3,216,250
<i>Utilities</i>	Facultative Biosolids Removal	16,379	1,650,000
<i>Utilities</i>	Gravity Colorado (S-2)	1,700,000	13,000,000
<i>Utilities</i>	Grayson Well 69 Surface Improvements	323,370	1,958,750
<i>Utilities</i>	Highway Village Strengthen & Replace Water Mains	231,772	3,020,000
<i>Utilities</i>	La Loma Phase 2C Strengthen & Replace Water Mains	50,000	6,900,000
<i>Utilities</i>	La Loma Phase 3A Strengthen & Replace Water Mains	202,750	3,300,000
<i>Utilities</i>	New Tivoli Sewer Main to Sonoma	40,789	2,000,000
<i>Utilities</i>	Plant Structural Improvements	28,082	1,295,000
<i>Utilities</i>	Sewer Line Replacement (Tully & Briggsmore)	0	420,000
<i>Utilities</i>	Shackelford Lift Station (S-3)	1,500,000	7,000,000
<i>Utilities</i>	Sutter Parking Lot & Security Upgrade	326,004	6,205,176
<i>Utilities</i>	Sutter Trunk Rehabilitation and Reliability	360,308	5,262,011
<i>Utilities</i>	Tanks 5 & 12 Recoat & Repairs	200,000	4,119,000
<i>Utilities</i>	Tivoli Lift Station	181,899	3,039,400
<i>Utilities</i>	Wastewater Building Upgrades	37,789	1,272,000
<i>Utilities</i>	Woodland Lift Station Rehabilitation	70,301	1,543,616

In accordance with the requirements of Title II of the Americans with Disabilities Act (“ADA”) of 1990, the Fair Employment & Housing Act (“FEHA”), the Rehabilitation Act of 1973 (as amended), Government Code section 11135 and other applicable codes, the City of Modesto (“City”) will not discriminate against individuals on the basis of disability in the City’s services, programs, or activities. For more information, please visit the City of Modesto website at <https://www.modestogov.com/865/Americans-with-Disabilities-Act-ADA>