



# OCTOBER 2021

CITY MANAGER'S UPDATE

---

Monthly Report  
to the City of Modesto  
City Council & Community

# City Managers Monthly Update



## Table of Contents

Monthly Financials.....3

Police Department....9

Community & Economic  
Development | Measure L  
Projects....11

Public Works | SB 1.....16

Utilities.....17

Design Phase.....23

## Council and Community:

The City Manager's Monthly Update was designed as a report to the public about work our team has performed on the Capital Improvement Program during the previous month. Below is a summary of projects with significant progress in the month of October. A full report is included in the pages that follow.

Here's a look at the accomplishments for the month of October:

- **Community & Economic Development** has been busy with the State Route 132 project which is about 70% complete. You will find additional details on this project and other Measure L projects beginning on page 11.
- In **Public Works**, the team has wrapped up the 2020/2021 Slurry/Crack Seal annual program by completing another 6.71 lane miles in the month of October. More information can be found on page 16.
- In the **Utilities Department**, much was accomplished at the site of the new Fleet Maintenance Facility Heavy Bay Addition, including paving and air conditioning installation. In addition, preparation for the building and generator foundations are underway at Well 71, and the contractor is working on a punch list of items to finalize Headworks, Dryden Box and Influent Flume improvements. More on page 17.
- Starting on page 9, the **Police Department** reports on crime and arrests, along with a five-year comparison.
- In the **Financial Report**, you will see that the City has received revenues in the amount of \$10.6 million in the month of October 2021. To date, the General Fund has received approximately 16.7% of the total budgeted revenues for Fiscal Year 2021-22. The City has expended \$10.78 million in General Fund dollars, which represents approximately 36.4% of the total Fiscal Year 2021-22 operating budget. The financial report can be found on page 3.

I look forward to presenting on the progress of these and many other projects when I report out from the month of November. For now, please let me know if you have any suggestions on sharing this material with the community.

A handwritten signature in blue ink that reads "Joseph P. Lopez".

Joseph P. Lopez  
City Manager

# Fiscal Year 2021-22 October Financial Report

City of Modesto, California  
Through October 31 2021\*

## General Fund Overview

	Monthly Actuals Received/ Expended	Monthly % of Total Budget	YTD Actuals	2021-22 Operating Budget	% of Total Budget Received/ Expended
<b>Revenues</b>	\$ 10,647,193	6.9%	\$ 25,924,153	\$ 154,849,415	16.7%
<b>Expenditures</b>	\$ 10,781,074	6.4%	\$ 60,989,501	\$ 167,618,209	36.4%
<b>Revenue Over Expenditure Variance</b>	\$ (133,881)		\$ (35,065,348)	\$ (12,768,794)	

## Summary

### Revenue Overview

In the month of October, the City received revenues in the amount of \$10.6M (6.9% of budget). These revenues are \$1.38M greater than the amount received in the same period last year. Fiscal Year 2021-22 includes the third year of the Oakdale Fire Service contract which has fiscal-year-to-date revenues of \$1.51M. New to Fiscal Year 2021-22 is the Ceres Fire Services contract which has fiscal-year-to-date revenues of \$1.56M. This year will be the third full year that the City will receive Cannabis tax revenues. These revenues will be monitored on a monthly basis and will be adjusted if needed.

### Expenditure Overview

In the month of October, the City expended \$10.78M (6.4% of budget) in General Fund dollars. These expenditures are \$21.66M greater than the amount spent in the same period last year. The majority of this variance is due to the timing of the Unfunded Accrual Liability lump sum payment in the amount of \$18.9M. In Fiscal Year 2020-21, this payment was made in November, whereas in Fiscal Year 2021-22, this payment was made in September. Fiscal Year 2021-22 includes the third year of the Oakdale Fire Service contract which has fiscal-year-to-date expenses of \$1.7M. New to Fiscal Year 2021-22 is the Ceres Fire Services contract which has fiscal-year-to-date expenses of \$1.21M.

The majority of departmental expenditures that occurred during this period originated from the Public Safety Departments (\$8.26M of the total \$10.73M) and were mainly related to salary and benefit charges. The salary and benefit expenses for the Police and Fire Departments totaled \$6.05M. All remaining salary and benefit expenditures from General Fund departments totaled \$1.26M, for a total salary and benefit expenditure of \$7.31M.

# Fiscal Year 2021-22

## October Financial Report

City of Modesto, California  
Through October 31 2021\*

### General Fund Revenues Overview

Revenue Category	Monthly Actuals Received	Monthly % of Total Budget	YTD Actuals	2021-22 Operating Budget	% of Total Budget Received
1 Property Tax - Property	(178,101)	-0.9%	(248,794)	19,850,000	-1.3%
2 Property Tax - VLF Swap	-	0.0%	-	19,374,039	0.0%
3 Sales Tax	3,997,134	12.1%	7,085,397	33,090,991	21.4%
4 Utility Users Tax	1,781,897	8.7%	5,608,403	20,510,000	27.3%
5 Business License/Mill Tax	1,486,320	11.1%	2,855,281	13,401,800	21.3%
6 Franchise Fees	60,632	1.3%	106,574	4,847,284	2.2%
7 Transient Occupancy Tax	301,239	9.2%	946,918	3,266,575	29.0%
8 Construction Revenues	184,160	7.8%	678,679	2,368,396	28.7%
9 Departmental Revenues	2,624,748	8.2%	7,589,895	31,981,690	23.7%
10 Motor Vehicle Fees	-	0.0%	55,689	330,000	16.9%
11 Cannabis Tax	389,164	7.5%	1,246,111	5,200,000	24.0%
12 Transfers In	-	0.0%	-	628,640	0.0%
<b>Total</b>	<b>10,647,193</b>	<b>6.9%</b>	<b>25,924,153</b>	<b>154,849,415</b>	<b>16.7%</b>

### Monthly Actuals Notes

- 1 **Property Tax - Property** - Payments will be received in December/January and April/May.
- 2 **Property Tax - VLF Swap** - Payments will be received in December/January and April/May.
- 3 **Sales Tax** - The City received payment in the amount of \$4.00M. This payment is \$661K greater than the amount received in the same month last year. Fiscal-year-to-date, the City has received \$7.09M in revenues, which are \$966K greater than the amount received in the same period last year.
- 4 **Utility Users Tax** - the City received payment in the amount of \$1.78M. This payment is \$104K less than the amount received in the same month last year. Fiscal-year-to-date, the City has received \$5.61M in revenues, which are \$156K less than the amount received in the same period last year.
- 5 **Business License/Mill Tax** - The City received payment in the amount of \$1.49M. This payment is \$37K less than the amount received in the same month last year. Fiscal-year-to-date, the City has received \$2.86M in revenues, which are \$169K greater than the amount received in the same period last year.
- 9 **Departmental Revenues** - The City received Departmental revenues in the amount of \$2.62M. These revenues are \$1.22M greater than the amount received in the same month last year. Fiscal-year-to-date, the City has received \$7.59M in revenues, which are \$1.9M greater than the amount received in the same period last year.
- 11 **Cannabis Tax** - The City received payment in the amount of \$400K. This payment is \$88K less than the amount received in the same month last year. Fiscal-year-to-date, the City has received \$1.25M in revenues, which are \$210K less than the amount received in the same period last year.
- 12 **Transfers In** - The majority of the transfers are typically processed in June.

# Fiscal Year 2021-22 October Financial Report

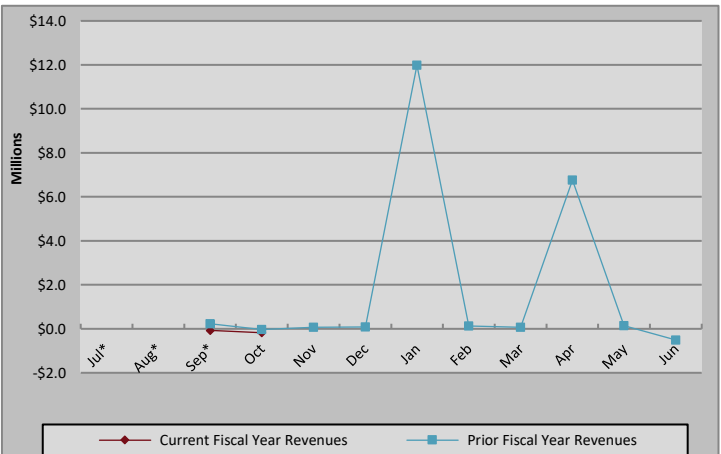
City of Modesto, California  
Through October 31 2021\*

## General Fund Revenue Overview

### GENERAL FUND MAJOR REVENUE SOURCES

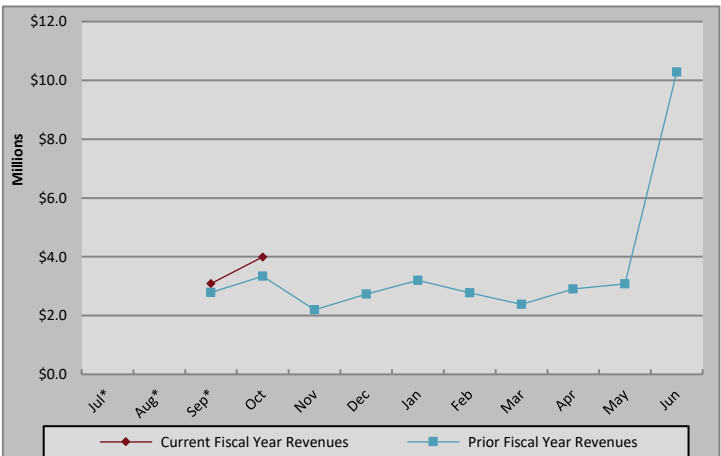
#### Property Tax - Property

Month	Current Fiscal Year Revenues	Prior Fiscal Year Revenues	Year-over-Year Variance
July*			
August*			
September*	\$ (70,693)	\$ 223,019	\$ (293,712)
October	\$ (178,101)	\$ (24,803)	\$ (153,298)
November		\$ 72,216	
December		\$ 91,440	
January		\$ 11,983,960	
February		\$ 125,781	
March		\$ 71,021	
April		\$ 6,758,650	
May		\$ 150,127	
June		\$ (508,548)	
<b>Totals</b>	<b>\$ (248,794)</b>	<b>\$ 18,942,863</b>	<b>\$ (447,010)</b>



#### Sales Tax

Month	Current Fiscal Year Revenues	Prior Fiscal Year Revenues	Year-over-Year Variance
July*			
August*			
September*	\$ 3,088,263	\$ 2,783,580	\$ 304,683
October	\$ 3,997,134	\$ 3,336,145	\$ 660,989
November		\$ 2,195,004	
December		\$ 2,725,962	
January		\$ 3,196,385	
February		\$ 2,776,551	
March		\$ 2,385,320	
April		\$ 2,908,464	
May		\$ 3,078,883	
June		\$ 10,283,942	
<b>Totals</b>	<b>\$ 7,085,397</b>	<b>\$ 35,670,236</b>	<b>\$ 965,672</b>



\*Accrual reversals occur in July, August, and September. To address this, July and August revenues are reported in September.

# Fiscal Year 2021-22 October Financial Report

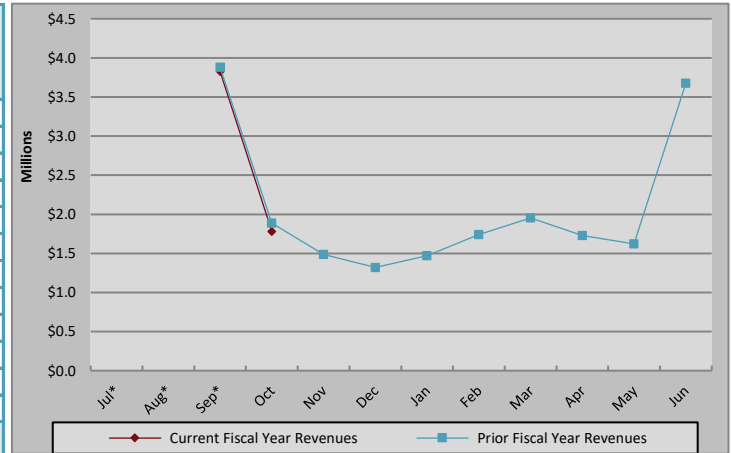
City of Modesto, California  
Through October 31 2021\*

## General Fund Revenue Overview

### GENERAL FUND MAJOR REVENUE SOURCES

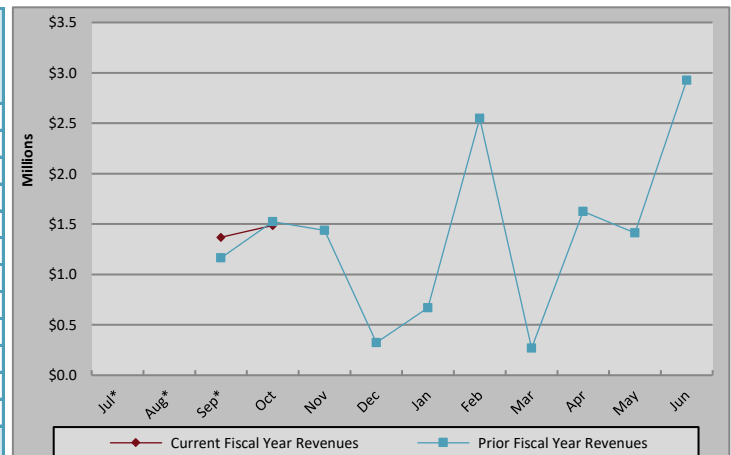
#### Utility Users Tax

Month	Current Fiscal Year Revenues	Prior Fiscal Year Revenues	Year-over-Year Variance
July*			
August*			
September*	\$ 3,826,506	\$ 3,878,482	\$ (51,976)
October	\$ 1,781,897	\$ 1,885,918	\$ (104,021)
November		\$ 1,486,296	
December		\$ 1,320,250	
January		\$ 1,471,855	
February		\$ 1,740,786	
March		\$ 1,954,034	
April		\$ 1,729,727	
May		\$ 1,620,887	
June		\$ 3,676,459	
<b>Totals</b>	<b>\$ 5,608,403</b>	<b>\$ 20,764,694</b>	<b>\$ (155,997)</b>



#### Business License/Mill Tax

Month	Current Fiscal Year Revenues	Prior Fiscal Year Revenues	Year-over-Year Variance
July*			
August*			
September*	\$ 1,368,961	\$ 1,163,142	\$ 205,819
October	\$ 1,486,320	\$ 1,523,382	\$ (37,062)
November		\$ 1,438,294	
December		\$ 324,491	
January		\$ 669,391	
February		\$ 2,549,716	
March		\$ 268,185	
April		\$ 1,624,016	
May		\$ 1,412,672	
June		\$ 2,926,267	
<b>Totals</b>	<b>\$ 2,855,281</b>	<b>\$ 13,899,556</b>	<b>\$ 168,757</b>



\*Accrual reversals occur in July, August, and September. To address this, July and August revenues are reported in September.

# Fiscal Year 2021-22 October Financial Report

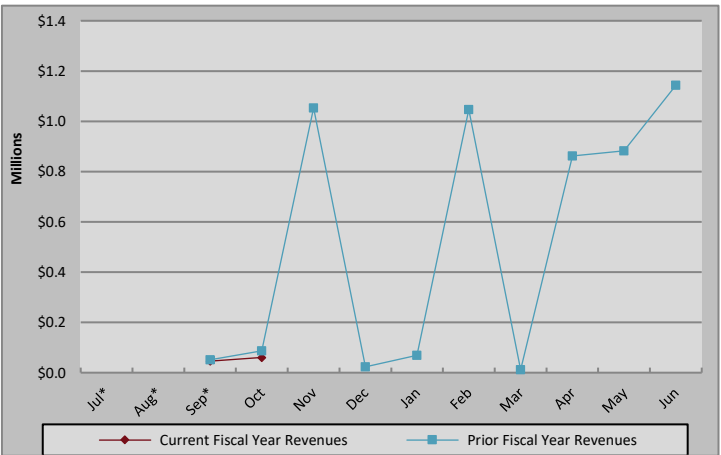
City of Modesto, California  
Through October 31 2021\*

## General Fund Revenue Overview

### GENERAL FUND MAJOR REVENUE SOURCES

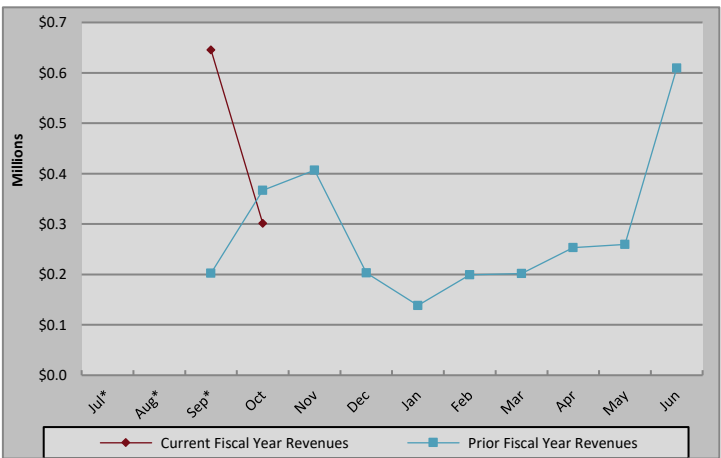
#### Franchise Fees

Month	Current Fiscal Year Revenues	Prior Fiscal Year Revenues	Year-over-Year Variance
July*			
August*			
September*	\$ 45,942	\$ 51,505	\$ (5,563)
October	\$ 60,632	\$ 87,343	\$ (26,711)
November		\$ 1,053,205	
December		\$ 23,058	
January		\$ 69,477	
February		\$ 1,046,525	
March		\$ 11,630	
April		\$ 862,225	
May		\$ 883,059	
June		\$ 1,143,258	
<b>Totals</b>	<b>\$ 106,574</b>	<b>\$ 5,231,285</b>	<b>\$ (32,274)</b>



#### Transient Occupancy Tax

Month	Current Fiscal Year Revenues	Prior Fiscal Year Revenues	Year-over-Year Variance
July*			
August*			
September*	\$ 645,679	\$ 202,606	\$ 443,073
October	\$ 301,239	\$ 366,691	\$ (65,452)
November		\$ 407,056	
December		\$ 202,736	
January		\$ 138,503	
February		\$ 198,937	
March		\$ 201,930	
April		\$ 253,272	
May		\$ 259,403	
June		\$ 609,097	
<b>Totals</b>	<b>\$ 946,918</b>	<b>\$ 2,840,231</b>	<b>\$ 377,621</b>



\*Accrual reversals occur in July, August, and September. To address this, July and August revenues are reported in September.

# Fiscal Year 2021-22

## October Financial Report

City of Modesto, California  
Through October 31 2021\*

### General Fund Expenditures Overview

Department	Monthly Actuals Expended	Monthly % of Total Budget	YTD Actuals	2021-22 Operating Budget	% of Total Budget Expended
1 City Council	35,486	7.5%	151,617	472,902	32.1%
2 City Manager's Office	171,316	6.2%	1,091,557	2,777,086	39.3%
3 City Attorney's Office	50,221	2.7%	408,843	1,876,219	21.8%
4 City Clerk's Office	49,089	8.3%	208,368	588,202	35.4%
5 Office of the City Auditor	3,639	1.0%	64,158	364,138	17.6%
6 Finance Department	371,849	6.3%	2,009,283	5,893,223	34.1%
7 Community & Economic Development	433,651	6.5%	2,200,397	6,710,271	32.8%
8 Human Resources Department	114,810	6.7%	634,882	1,723,611	36.8%
9 Fire Department	3,514,996	6.9%	21,059,093	51,218,185	41.1%
10 Police Department	4,750,631	6.6%	28,491,198	71,679,729	39.7%
11 Parks, Recreation & Neighborhoods	1,240,382	8.6%	4,577,603	14,368,561	31.9%
12 Public Works Department	-	N/A	279	(0)	N/A
13 Non-Departmental	45,003	9.9%	92,223	453,400	20.3%
14 Transfers Out	-	0.0%	-	9,492,684	0.0%
<b>Total</b>	<b>10,781,074</b>	<b>6.4%</b>	<b>60,989,501</b>	<b>167,618,209</b>	<b>36.4%</b>

### Monthly Actuals Notes

- City Council** - The City Council had a total of \$35.5K in expenditures in the month of October. \$24.1K of the expenditures were from salary and benefit expenses, \$9.2K were for internal service fund changes, and \$2.1K were for discretionary expenses.
- City Manager's Office** - The City Manager's Office had a total of \$171.3K in expenditures in the month of October. \$146.8K of the expenditures were from salary and benefit expenses, \$16.9K were for internal service fund changes, and \$7.6K were for discretionary expenses.
- City Attorney's Office** - The City Attorney's Office had a total of \$50.2K in expenditures in the month of October. \$36.6K of the expenditures were from salary and benefit expenses, \$11.8K were for internal service fund changes, and \$1.8K were for discretionary expenses.
- Finance Department** - The Finance Department had a total of \$371.8K in expenditures in the month of October. \$246.9K of the expenditures were from salary and benefit expenses, \$41.6K were for internal service fund changes, and \$87.8K were for discretionary expenses. There was also \$4.4K received as an offsetting expense for direct charge revenue.
- Community & Economic Development (CED)** - CED had a total of \$433.7K in expenditures in the month of October. \$242.8K of the expenditures were from salary and benefit expenses, \$74.6K were for internal service fund changes, and \$135.8K were for discretionary expenses. There was also \$19.6K received as an offsetting expense for direct charge revenue.
- Fire Department** - The Fire Department had a total of \$3.5M in expenditures in the month of October. \$2.9M of the expenditures were from salary and benefit expenses, \$133.3K were for internal service fund changes, and \$504.8K were for discretionary expenses.
- Police Department** - The Police Department had a total of \$4.8M in expenditures in the month of October. \$3.2M of the expenditures were from salary and benefit expenses, \$354.8K were for internal service fund changes, and \$1.3M were for discretionary expenses. There was also \$37.9K received as an offsetting expense for direct charge revenue.

# Modesto Police Department

## UCR Arrest and Crime Statistics 2021

### ARRESTS

MONTH	2019	2020	2021
JANUARY	1007	1240	1053
FEBRUARY	875	1261	978
MARCH	1211	1093	1094
APRIL	1095	1098	929
MAY	1236	1463	908
JUNE	965	1121	870
JULY	1069	1213	978
AUGUST	1188	1222	927
SEPTEMBER	1010	1257	831
OCTOBER	912	1125	844
NOVEMBER	960	879	
DECEMBER	887	832	
<b>TOTAL</b>	<b>12415</b>	<b>13804</b>	<b>9412</b>

### SEPTEMBER

#### YTD Comparison (2020 to 2021)

Crime Type	Over/Under	% Change
Part 1	-45	-1%
Auto Theft	-137	-15%
Commercial	-62	-23%
Larceny	256	9%
Residential	-93	-28%
Robbery	0	0%

### PART 1

MONTH	2019	2020	2021
JANUARY	740	723	629
FEBRUARY	832	544	584
MARCH	785	731	627
APRIL	792	655	507
MAY	765	621	531
JUNE	728	543	524
JULY	770	447	556
AUGUST	699	457	567
SEPTEMBER	699	477	563
OCTOBER	698	506	571
NOVEMBER			
DECEMBER			
<b>TOTAL</b>	<b>7508</b>	<b>5704</b>	<b>5659</b>

### AUTO THEFT

MONTH	2019	2020	2021
JANUARY	106	109	97
FEBRUARY	99	84	81
MARCH	114	143	95
APRIL	100	105	60
MAY	95	97	74
JUNE	91	91	70
JULY	100	84	77
AUGUST	98	68	77
SEPTEMBER	108	67	75
OCTOBER	90	60	65
NOVEMBER			
DECEMBER			
<b>TOTAL</b>	<b>1001</b>	<b>908</b>	<b>771</b>

### COMMERCIAL BURG

MONTH	2019	2020	2021
JANUARY	51	51	34
FEBRUARY	73	32	31
MARCH	62	38	20
APRIL	57	41	12
MAY	53	25	16
JUNE	45	20	13
JULY	42	22	17
AUGUST	44	13	21
SEPTEMBER	38	14	29
OCTOBER	28	19	20
NOVEMBER			
DECEMBER			
<b>TOTAL</b>	<b>493</b>	<b>275</b>	<b>213</b>

### LARCENY

MONTH	2019	2020	2021
JANUARY	391	373	340
FEBRUARY	445	290	310
MARCH	418	382	362
APRIL	418	331	292
MAY	432	302	264
JUNE	400	244	279
JULY	425	179	281
AUGUST	360	224	306
SEPTEMBER	366	225	317
OCTOBER	389	274	329
NOVEMBER			
DECEMBER			
<b>TOTAL</b>	<b>4044</b>	<b>2824</b>	<b>3080</b>

### RESIDENTIAL BURG

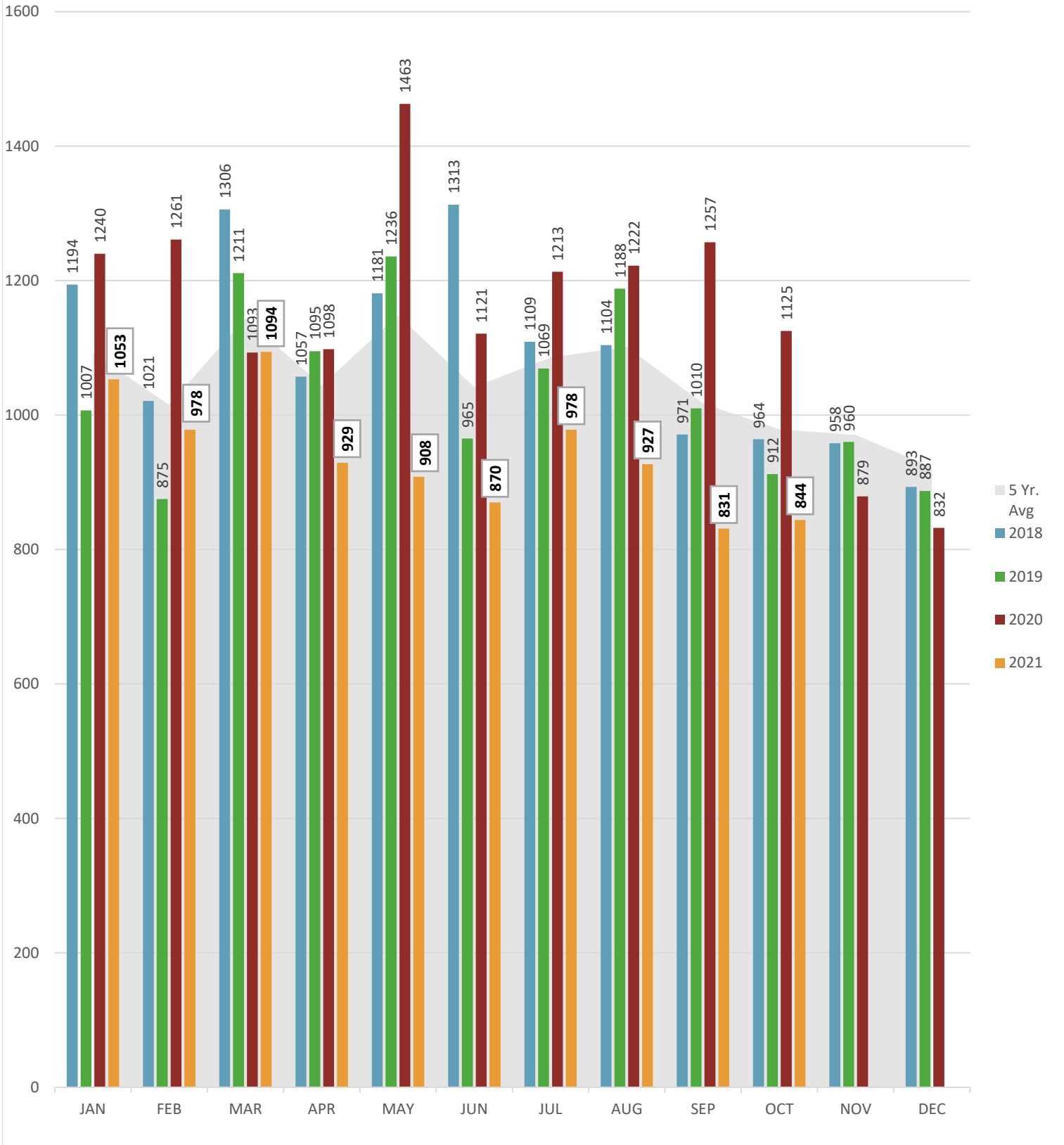
MONTH	2019	2020	2021
JANUARY	39	69	32
FEBRUARY	69	34	35
MARCH	45	45	29
APRIL	58	40	19
MAY	50	32	23
JUNE	41	25	22
JULY	48	21	21
AUGUST	47	18	18
SEPTEMBER	40	22	20
OCTOBER	38	29	23
NOVEMBER			
DECEMBER			
<b>TOTAL</b>	<b>475</b>	<b>335</b>	<b>242</b>

### ROBBERIES

MONTH	2019	2020	2021
JANUARY	34	24	25
FEBRUARY	40	21	23
MARCH	41	14	22
APRIL	39	28	20
MAY	23	37	21
JUNE	39	20	22
JULY	39	18	23
AUGUST	29	15	23
SEPTEMBER	25	33	17
OCTOBER	30	14	28
NOVEMBER			
DECEMBER			
<b>TOTAL</b>	<b>339</b>	<b>224</b>	<b>224</b>

# MPD Arrest Statistics

REPORTED TO DOJ (UCR)



Includes Adult and Juvenile

Statistics include: All "reportable" arrests to DOJ. Excludes: infractions, traffic offense, speeding, running red light etc.

# Measure L Projects

## State Route 132 West Expressway (Project Code 101119)

Expenses	
Project Budget	125,482,720
Encumbered	3,633,758
Expended	75,973,420
Available	45,875,543

Revenues	
City Funds	0
Federal Funds	9,870,886
State Funds	83,811,834
Measure L Funds	31,800,000
Total	125,482,720
Received	125,482,720



**Estimated Completion Date:** July 2022

**Phase:** Construction

### Overall Project Details:

This project includes construction of an access-controlled, 2-lane expressway along a new alignment south of Kansas Avenue starting from the east side of SR-99 at the base of the Needham Street Bridge west to Dakota Avenue and along Dakota Avenue to the existing SR-132/Maze Boulevard.

### Latest Project Status:

The project is 70% complete. This month's work included but is not limited to the following: forming, pouring and curing abutment backwalls for the SR-132/99 separation bridge, installation of new median curb and gutter on Carpenter Road, installation of horizon drain on Carpenter Road at Elm Avenue, and continuation of irrigation and hardscape improvements on SR-132 alignment between Rosemore Avenue and N. Carpenter Road.



**State Route 132 West Expressway (Project Code 101119)**



# Scenic Drive Pavement Rehabilitation Phase 1 (Project Code 101168)

Expenses	
Project Budget	1,739,500
Encumbered	215,098
Expended	1,309,482
Available	214,921

Revenues	
City Funds	0
Federal Funds	0
State Funds	0
Measure L Funds	1,529,206
Total	0
Received	1,529,206



**Estimated Completion Date:** September 2021

**Phase:** Construction Completed

### Overall Project Details:

This project will rehabilitate pavement on Scenic Drive from Lakewood Avenue to Claus Road. Improvements include roadway resurfacing and/or reconstruction, new signage and striping, pedestrian crossing improvements, and Americans with Disabilities Act (ADA) ramp upgrades.

### Latest Project Status:

Main construction complete. Contractor finishing punch list items.



# Pavement Rehabilitation Crows Landing Road (Project Code 100881)

Expenses	
Project Budget	3,083,708
Encumbered	2,308,424
Expended	298,878
Available	476,406

Revenues	
City Funds	0
Federal Funds	0
State Funds	3,053,708
Measure L Funds	30,000
Total	3,083,708
Received	0

**Estimated Completion Date:** May 2022

**Phase:** Construction

**Overall Project Details:** This project will rehabilitate deteriorated pavement with an asphalt rubber chip seal and asphalt overlay on Crows Landing Road from Pecos Avenue to Hatch Road. Also, within the scope of the project is center median, ADA improvements, sidewalk installation and Class II bicycle lanes.

**Latest Project Status:**

Construction has begun.



# Paradise Road – Carpenter to Sheridan (Project Code 100942)

Expenses	
Project Budget	2,745,464
Encumbered	0
Expended	279,549
Available	2,465,915

Revenues	
City Funds	0
Federal Funds	0
State Funds	2,087,423
Measure L Funds	415,000
Total	0
Received	2,502,423

**Estimated Completion Date:** April 2022

**Phase:** Construction

**Overall Project Details:** This project will rehabilitate deteriorated pavement with an asphalt rubber chip seal and asphalt overlay on Paradise Road from Carpenter Road to Sheridan Street and will include ADA curb ramp improvements and new striping.

**Latest Project Status:**

Construction is projected to begin in December.



# SB 1 Project

## 2020/2021 Slurry/Crack Seal Work

Expenses	
Project Budget	1,671,854
Encumbered	0
Expended	1,625,226
Available	46,628

Revenues	
City Funds	0
Federal Funds	0
State Funds	1,671,854
Other Funds	0
Total	1,671,854
Received	5,348,137 <sup>1</sup>



**Estimated Completion Date:** October 2021

**Phase:** 6<sup>th</sup> Season of Annual Program

### Overall Project Details:

The purpose of this program is to maintain and preserve the streets of Modesto by applying type II slurry made of emulsion oil and aggregate. SB1 funding provides an average of 95 lane miles of residential street preservation each season.

### Latest Project Status:

Continuing through October 2021, the Streets Division has completed another 6.71 lane miles of slurry seal application. The 2021 Slurry Seal season began on May 3, 2021 and will continue through October. A total of 118.47 lane miles have been completed for the 2021 calendar year.



Before



After

<sup>1</sup> Total Road Maintenance and Rehabilitation Account for all projects

# Utilities

## Fleet Maintenance Facility Heavy Bay Addition) & Bus Maintenance Facility - Parts Storage Room Project (Project Codes 100451 & 101022)

Expenses	
Project Budget	7,980,446
Encumbered	1,053,949
Expended	5,564,613
Available	1,361,885

Revenues	
City Funds	6,221,137
Federal Funds	1,759,309
State Funds	0
Other Funds	0
Total	0
Received	0



**Completion Date:** Fall 2021

**Phase:** Construction

### Overall Project Details:

The construction of a new Fleet Maintenance Facility (FMF) Heavy Bay will provide future capacity and operational efficiencies for years to come. Additionally, the safety of staff members and customers is at the forefront throughout the City. This state-of-the-art facility will reduce potential work-related risks associated with repairs and maintenance. The FMF will serve as a connecting structure between the existing Bus Maintenance Facility (BMF) and the new Heavy Bay Shop.

### Latest Project Status:

At the Heavy Bay Addition, last month the site pavement was completed on the south and west sides and 90% was completed on the north side. Existing fencing along 8<sup>th</sup> Street was replaced and air conditioning and exhaust fans were set in place. The drywall is complete on the south wall, 70% on the north and 20% on the east and west walls. Light fixtures, doors and hardware have been installed.

For the Parts Storage Room, 70% of the paving on the east side of the cul-de-sac complete. Exterior gutter, fascia, expansion joints and parapet flashings are complete with the north wall face expansion the only outstanding location. Gypsum board placement on interior walls, above ceiling gas and water line piping and flex conduit between new and existing buildings is nearing completion.

**Fleet Maintenance Facility Heavy Bay Addition) & Bus Maintenance Facility - Parts Storage Room Project**  
(Project Codes 100451 & 101022)



# Headworks, Dryden Box and Influent Flume Improvements (Project Codes 100737 & 100794)

Expenses	
Project Budget	24,734,966
Encumbered	136,190
Expended	24,251,094
Available	347,682

Revenues	
City Funds	24,734,966
Federal Funds	0
State Funds	0
Other Funds	0
Total	0
Received	0



**Completion Date:** Winter 2021

**Phase:** Construction

### Overall Project Details:

All of the City's wastewater flows are screened for debris and grit removal. It is essential to maintain the efficiency and effectiveness of the entire wastewater treatment process. Most of the City's domestic wastewater (from the River and West Trunks) and Cannery Segregation process water flows into the Dryden Box prior to entering the Sutter Plant for treatment. This structure is severely corroded and needs to be replaced. The project includes upgrades to the Headworks facility, upgrades to Pumping Plant No.3, hydraulic improvements to the Influent Flumes, and construction of a new Dryden Box (in-ground concrete structure). This project will provide both reliability and capacity improvements to the City's wastewater system.

### Latest Project Status:

The contractor is working on punch list items.

# Jennings Entrance (Project Code 100648)

Expenses	
Project Budget	4,804,699
Encumbered	642,916
Expended	3,739,137
Available	422,646

Revenues	
City Funds	4,804,699
Federal Funds	0
State Funds	0
Other Funds	0
Total	0
Received	0



**Completion Date:** Winter 2021

**Phase:** Construction

### Overall Project Details:

This project will construct a new entrance and exit for the Jennings Plant and will be located south of the current entrance at the existing exit roadway; allowing vehicles to safely enter and exit the two facilities. The project will also repair Jennings Road from West Taylor Road to West Monte Vista Avenue. The City has jurisdiction and maintenance responsibility of Jennings Road from West Main Street to West Taylor Road.

### Latest Project Status:

During this month the contractor completed the revised gate, motor and controllers at the entrance.



# Well 71 Surface Improvements (Project Code 101084)

Expenses	
Project Budget	3,060,175
Encumbered	1,348,481
Expended	1,261,296
Available	450,398

Revenues	
City Funds	3,060,175
Federal Funds	0
State Funds	0
Other Funds	0
Total	0
Received	0



**Completion Date:** June 2022

**Phase:** Construction

### Overall Project Details:

This project will provide site improvements for Well 71 located at 2501 Brenner Way in Modesto. Improvements include a 1,500 gallons-per-minute potable water well, pump house, flush line and generator. Sub-surface improvements of the well were completed in January 2019.

### Latest Project Status:

Construction is 40% complete. Due to weather, there were a few slowdowns but work continued with preparing the building foundation and the generator foundations. The underground electrical conduit both for the Modesto Irrigation District (MID) and the site was installed. The overall site was graded and tested for compaction. Finally, the light and antenna pole foundations were poured and placed.



# Well 71 Surface Improvements (Project Code 101084)



# Design Phase

<i>Department</i>	<i>Project Name</i>	<i>Design Amount</i>	<i>Total Project Amount</i>
<i>Community &amp; Economic Development</i>	Bike Trail along MID Canal (Funded by Measure L)	117,222	1,092,054
<i>Community &amp; Economic Development</i>	Claratina: McHenry/Coffee 4 Lane	1,402,167	6,062,911
<i>Community &amp; Economic Development</i>	Claratina Phase 1 – Hetch Hetchy Crossing	200,000	6,270,000
<i>Community &amp; Economic Development</i>	Paradise Road –1 <sup>st</sup> Street to Carpenter Road	250,000	250,000
<i>Community &amp; Economic Development</i>	Paradise Road ATP Cycle III (Funded by Measure L)	25,000	25,000
<i>Community &amp; Economic Development</i>	Pavement Rehabilitation Crows Landing	250,000	250,000
<i>Community &amp; Economic Development</i>	Systemic Safety Analysis Report Program (Funded by Measure L)	250,000	250,000
<i>Community &amp; Economic Development</i>	Tully Road Safety Improvements (Funded by Measure L)	34,538	411,183
<i>Modesto Fire</i>	MFD Station No.1 Roof Replacement	25,000	337,850
<i>Parks, Recreation &amp; Neighborhoods</i>	Carpenter Road Soccer Complex	35,600	1,035,000
<i>Parks, Recreation &amp; Neighborhoods</i>	Cesar E. Chavez Park Renovation	950,000	8,500,000
<i>Parks, Recreation &amp; Neighborhoods</i>	Downey Shade Structure Replacement	25,000	350,000
<i>Parks, Recreation &amp; Neighborhoods</i>	Mary E. Grogan Park Phase 2	329,288	2,963,588
<i>Parks, Recreation &amp; Neighborhoods</i>	Ralston Tower Park Renovation	100,000	1,200,000
<i>Parks, Recreation &amp; Neighborhoods</i>	The Awesome Spot Playground	Community	2,500,000
<i>Parks, Recreation &amp; Neighborhoods</i>	Tuolumne River Regional Park (TRRP) Neece Drive Boat Launch	188,000	805,000
<i>Parks, Recreation &amp; Neighborhoods</i>	Tuolumne River Regional Park (TRRP) River Overlook	185,806	849,940
<i>Parks, Recreation &amp; Neighborhoods</i>	Virginia Corridor Phase 7	750,000	4,674,923

# Design Phase

<i>Department</i>	<i>Project Name</i>	<i>Design Amount</i>	<i>Total Project Amount</i>
<i>Public Works</i>	Transit Center Expansion	70,000	325,000
<i>Public Works</i>	Transit Center Improvements (\$32,000 - SB1 Funding)	523,544	5,640,092
<i>Utilities</i>	Caustic Soda Handling Facility	43,041	3,216,250
<i>Utilities</i>	Facultative Biosolids Removal	16,379	1,650,000
<i>Utilities</i>	Grayson Well 69 Surface Improvements	323,370	1,958,750
<i>Utilities</i>	Highway Village Strengthen & Replace Water Mains	231,772	3,020,000
<i>Utilities</i>	La Loma Phase 2C Strengthen & Replace Water Mains	50,000	6,900,000
<i>Utilities</i>	La Loma Phase 3A Strengthen & Replace Water Mains	202,750	3,300,000
<i>Utilities</i>	New Tivoli Sewer Main to Sonoma	40,789	2,000,000
<i>Utilities</i>	Sewer Line Replacement (Tully & Briggsmore)	0	420,000
<i>Utilities</i>	Sutter Parking Lot & Security Upgrade	326,004	6,205,176
<i>Utilities</i>	Sutter Trunk Rehabilitation and Reliability	360,308	5,262,011
<i>Utilities</i>	Tanks 5 & 12 Recoat & Repairs	80,832	2,229,000
<i>Utilities</i>	Tivoli Lift Station	181,899	3,039,400
<i>Utilities</i>	Woodland Lift Station Rehabilitation	70,301	1,543,616

*In accordance with the requirements of Title II of the Americans with Disabilities Act ("ADA") of 1990, the Fair Employment & Housing Act ("FEHA"), the Rehabilitation Act of 1973 (as amended), Government Code section 11135 and other applicable codes, the City of Modesto ("City") will not discriminate against individuals on the basis of disability in the City's services, programs, or activities. For more information, please visit the City of Modesto website at <https://www.modestogov.com/865/Americans-with-Disabilities-Act-ADA>*