



# FEBRUARY 2022

## CITY MANAGER'S UPDATE



Monthly Report  
to the City of Modesto  
City Council & Community

# City Managers Monthly Update



## Table of Contents

Financials.....3

Grant Awards &  
Applications.....9

Community & Economic  
Development | Measure  
L Projects....10

Public Works | SB 1  
Project.....12

Utilities.....13

Design Phase.....18

## Council and Community:

I'm excited to present this month's update to the Capital Improvement Program. Our team has achieved a lot in February, which you will read about in the pages to come.

Here are highlights of specific accomplishments you'll read about for the month of February:

For **Community & Economic Development (CED)** the State Route 132 West Expressway (SR-132) has experienced significant progress including improvements for sewer, water and drainage and the beginning of planting along the SR-132 mainline. You will find updates from CED beginning on page 10.

The **Public Works** crack seal SB 1 project, will continue through April 2022. In February, an additional 6.2 lane miles were completed. See more on page 12.

The **Utilities Department** reports on a recent tank recoating and repair project, in addition to upgrades to the Wastewater building at the Jennings plant. And, for the Sutter trunk rehabilitation project, the contractor has completed 400 feet of the jack and boring under Highway 99. You can read about this and more Utilities projects starting on page 13.

In the *Financial Report*, you will see that the City has received \$14.7 million in General Fund revenues which is \$7.4 million greater than what was received in the same period last year. To date the General Fund has received approximately 57% of the total budgeted revenues for Fiscal Year 2021-22. The City has expended \$8.36 million in General Fund dollars, which represents approximately 4.9% of the total Fiscal Year 2021-22 Operating Budget. Fiscal-year-to-date expenditures total of \$111.3 million. The financial report is on page 3.

As always, please let me know if you have any suggestions on sharing this material with the community. I look forward to seeing the great work from our teams in the month of March.

A handwritten signature in blue ink that reads "Joseph P. Lopez". The signature is fluid and cursive.

Joseph P. Lopez  
City Manager

# Fiscal Year 2021-22

## February Financial Report

City of Modesto, California  
Through February 28 2022\*

### General Fund Overview

	Monthly Actuals Received/ Expended	Monthly % of Total Budget	YTD Actuals	2021-22 Operating Budget	% of Total Budget Received/ Expended
<b>Revenues</b>	\$ 14,776,824	9.5%	\$ 88,339,581	\$ 154,867,112	57.0%
<b>Expenditures</b>	\$ 8,359,710	4.9%	\$ 111,306,445	\$ 170,844,868	65.2%
<b>Revenue Over Expenditure Variance</b>	\$ 6,417,114		\$ (22,966,864)	\$ (15,977,756)	

### Summary

#### Revenue Overview

In the month of February, the City received revenues in the amount of \$14.78M (9.5% of budget). Fiscal-year-to-date, the City has received \$88.34M in revenues (57.0% of budget), which are \$7.4M greater than the amount received in the same period last year. This difference is primarily due to greater Sales Tax revenue receipt and increase in departmental revenues in the Fire Department as result of the Ceres Fire Services contract.

Fiscal Year 2021-22 includes the third year of the Oakdale Fire Service contract which has fiscal-year-to-date revenue of \$3.14M. New to Fiscal Year 2021-22 is the Ceres Fire Services contract which has fiscal-year-to-date revenue of \$3.11M. The City Council has recently approved fire service contracts with Stanislaus Consolidated and the City of Turlock. These revenue will be received in future months. This year will be the third full year that the City will receive Cannabis tax revenues. These revenues will be monitored on a monthly basis and will be adjusted if needed.

#### Expenditure Overview

In the month of February, the City has expended \$8.36M (4.9% of budget) in General Fund dollars. Fiscal-year-to-date, the City has expended \$111.3M (65.2%) in General Fund dollars. Fiscal Year 2021-22 includes the third year of the Oakdale Fire Service contract which has fiscal-year-to-date expense of \$3.35M. New to Fiscal Year 2021-22 is the Ceres Fire Services contract which has fiscal-year-to-date expense of \$3.22M.

The majority of departmental expenditures that occurred during this period originated from the Public Safety Departments (\$6.38M of the total \$8.35M) and were mainly related to salary and benefit charges. The salary and benefit expenses for the Police and Fire Departments totaled \$5.57M. All remaining salary and benefit expenditures from General Fund departments totaled \$1.21M, for a total salary and benefit expenditure of \$6.78M.

# Fiscal Year 2021-22

## February Financial Report

City of Modesto, California  
Through February 28 2022\*

### General Fund Revenues Overview

Revenue Category	Monthly Actuals Received	Monthly % of Total Budget	YTD Actuals	2021-22 Operating Budget	% of Total Budget Received
1 Property Tax - Property	77,368	0.4%	10,928,929	19,850,000	55.1%
2 Property Tax - VLF Swap	0	0.0%	9,703,251	19,374,039	50.1%
3 Sales Tax	3,887,497	11.7%	20,437,479	33,090,991	61.8%
4 Utility Users Tax	1,852,933	9.0%	11,624,066	20,510,000	56.7%
5 Business License/Mill Tax	1,617,496	12.1%	8,595,416	13,401,800	64.1%
6 Franchise Fees	650,089	13.4%	1,893,851	4,847,284	39.1%
7 Transient Occupancy Tax	266,083	8.1%	2,030,815	3,266,575	62.2%
8 Construction Revenues	203,276	8.6%	1,658,142	2,368,396	70.0%
9 Departmental Revenues	5,892,674	18.4%	18,445,382	31,999,387	57.6%
10 Motor Vehicle Fees	0	0.0%	364,135	330,000	110.3%
11 Cannabis Tax	329,408	6.3%	2,658,115	5,200,000	51.1%
12 Transfers In	0	0.0%	0	628,640	0.0%
<b>Total</b>	<b>14,776,824</b>	<b>9.5%</b>	<b>88,339,581</b>	<b>154,867,112</b>	<b>57.0%</b>

### Monthly Actuals Notes

- 1 **Property Tax - Property** - Fiscal-year-to-date, the City has received \$10.93M in revenues, which are \$1.54M less than the amount received in the same period last year.
- 2 **Property Tax - VLF Swap** - Fiscal-year-to-date, the City has received \$9.70M in revenues, which are \$476K greater than the amount received in the same period last year.
- 3 **Sales Tax** - The City received payment in the amount of \$3.89M. This payment is \$1.11M greater than the amount received in the same month last year. Fiscal-year-to-date, the City has received \$20.44M in revenues, which are \$3.42M greater than the amount received in the same period last year.
- 4 **Utility Users Tax** - The City received payment in the amount of \$1.85M. This payment is \$112K greater than the amount received in the same month last year. Fiscal-year-to-date, the City has received \$11.62M in revenues, which are \$160K less than the amount received in the same period last year.
- 5 **Business License/Mill Tax** - The City received payment in the amount of \$1.62M. This payment is \$932K less than the amount received in the same month last year. Fiscal-year-to-date, the City has received \$8.60M in revenues, which are \$927K greater than the amount received in the same period last year.
- 9 **Departmental Revenues** - The City received Departmental revenues in the amount of \$5.89M. These revenues are \$2.93m greater than the amount received in the same month last year. Fiscal-year-to-date, the City has received \$18.45M in revenues, which are \$4.2M greater than the amount received in the same period last year.
- 11 **Cannabis Tax** - The City received payment in the amount of \$329K. This payment is \$131K less than the amount received in the same month last year. Fiscal-year-to-date, the City has received \$2.66M in revenues, which are \$480K less than the amount received in the same period last year.
- 12 **Transfers In** - Majority of the transfers are typically processed in June.

# Fiscal Year 2021-22

## February Financial Report

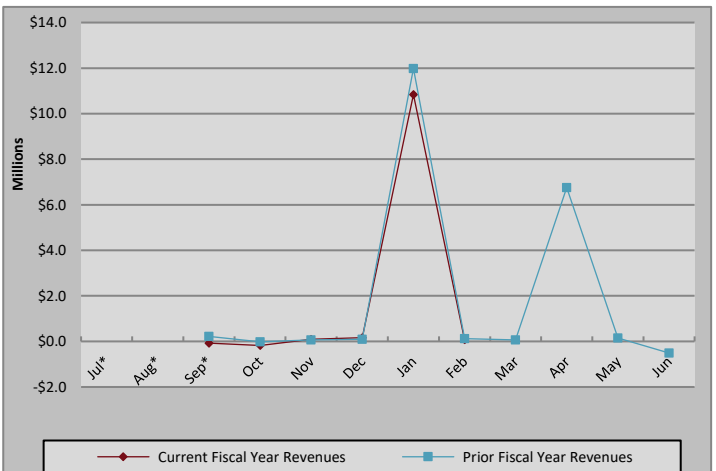
City of Modesto, California  
Through February 28 2022\*

### General Fund Revenue Overview

#### GENERAL FUND MAJOR REVENUE SOURCES

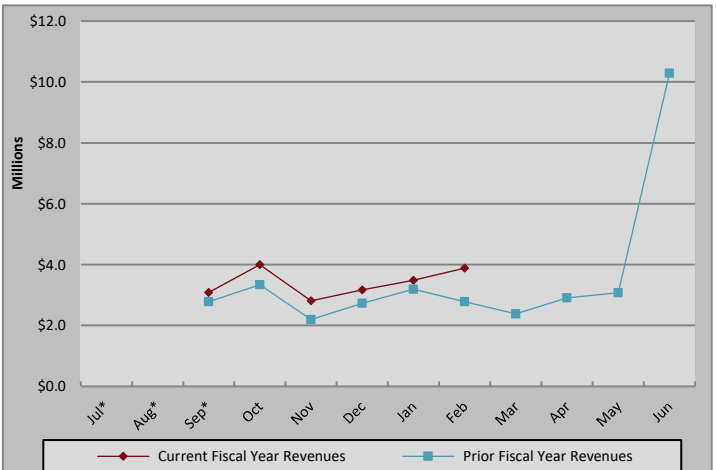
##### Property Tax - Property

	Current Fiscal Year Revenues	Prior Fiscal Year Revenues	Year-over-Year Variance
July*			
August*			
September*	\$ (70,693)	\$ 223,019	\$ (293,712)
October	\$ (178,101)	\$ (24,803)	\$ (153,298)
November	\$ 98,551	\$ 72,216	\$ 26,335
December	\$ 162,790	\$ 91,440	\$ 71,350
January	\$ 10,839,014	\$ 11,983,960	\$ (1,144,946)
February	\$ 77,368	\$ 125,781	\$ (48,413)
March		\$ 71,021	
April		\$ 6,758,650	
May		\$ 150,127	
June		\$ (508,548)	
<b>Totals</b>	<b>\$ 10,928,929</b>	<b>\$ 18,942,863</b>	<b>\$ (1,542,684)</b>



##### Sales Tax

	Current Fiscal Year Revenues	Prior Fiscal Year Revenues	Year-over-Year Variance
July*			
August*			
September*	\$ 3,088,263	\$ 2,783,580	\$ 304,683
October	\$ 3,997,134	\$ 3,336,145	\$ 660,989
November	\$ 2,810,198	\$ 2,195,004	\$ 615,194
December	\$ 3,173,866	\$ 2,725,962	\$ 447,904
January	\$ 3,480,521	\$ 3,196,385	\$ 284,136
February	\$ 3,887,497	\$ 2,776,551	\$ 1,110,946
March		\$ 2,385,320	
April		\$ 2,908,464	
May		\$ 3,078,883	
June		\$ 10,283,942	
<b>Totals</b>	<b>\$ 20,437,479</b>	<b>\$ 35,670,236</b>	<b>\$ 3,423,852</b>



\*Accrual reversals occur in July, August, and September. To address this, July and August revenues are reported in September.

# Fiscal Year 2021-22 February Financial Report

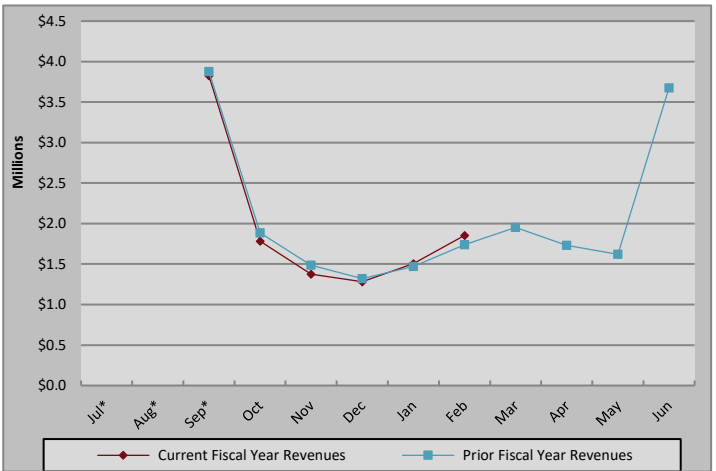
City of Modesto, California  
Through February 28 2022\*

## General Fund Revenue Overview

### GENERAL FUND MAJOR REVENUE SOURCES

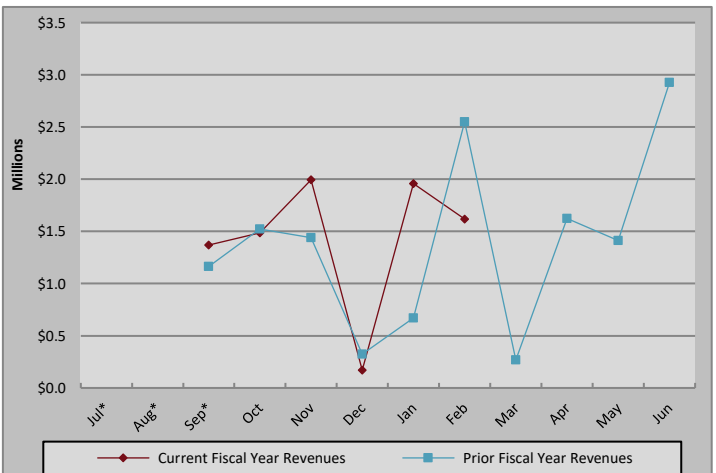
#### Utility Users Tax

	Current Fiscal Year Revenues	Prior Fiscal Year Revenues	Year-over-Year Variance
July*			
August*			
September*	\$ 3,826,506	\$ 3,878,482	\$ (51,976)
October	\$ 1,781,897	\$ 1,885,918	\$ (104,021)
November	\$ 1,375,231	\$ 1,486,296	\$ (111,065)
December	\$ 1,281,929	\$ 1,320,250	\$ (38,321)
January	\$ 1,505,570	\$ 1,471,855	\$ 33,715
February	\$ 1,852,933	\$ 1,740,786	\$ 112,147
March		\$ 1,954,034	
April		\$ 1,729,727	
May		\$ 1,620,887	
June		\$ 3,676,459	
<b>Totals</b>	<b>\$ 11,624,066</b>	<b>\$ 20,764,694</b>	<b>\$ (159,521)</b>



#### Business License/Mill Tax

	Current Fiscal Year Revenues	Prior Fiscal Year Revenues	Year-over-Year Variance
July*			
August*			
September*	\$ 1,368,961	\$ 1,163,142	\$ 205,819
October	\$ 1,486,320	\$ 1,523,382	\$ (37,062)
November	\$ 1,993,897	\$ 1,438,294	\$ 555,603
December	\$ 170,601	\$ 324,491	\$ (153,890)
January	\$ 1,958,141	\$ 669,391	\$ 1,288,750
February	\$ 1,617,496	\$ 2,549,716	\$ (932,220)
March		\$ 268,185	
April		\$ 1,624,016	
May		\$ 1,412,672	
June		\$ 2,926,267	
<b>Totals</b>	<b>\$ 8,595,416</b>	<b>\$ 13,899,556</b>	<b>\$ 927,000</b>



\*Accrual reversals occur in July, August, and September. To address this, July and August revenues are reported in September.

# Fiscal Year 2021-22

## February Financial Report

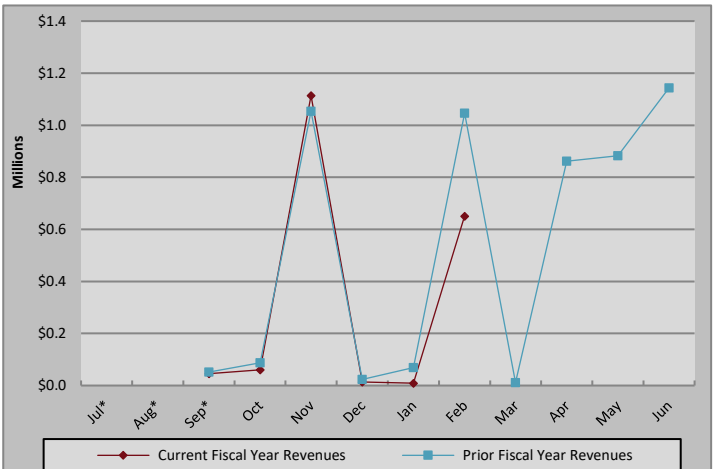
City of Modesto, California  
Through February 28 2022\*

### General Fund Revenue Overview

#### GENERAL FUND MAJOR REVENUE SOURCES

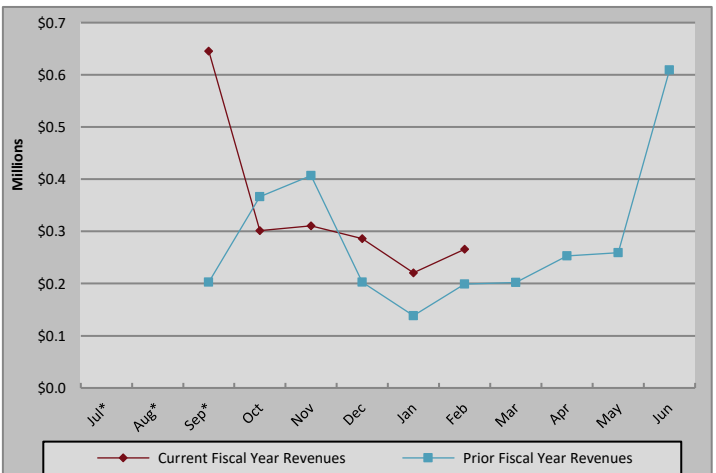
##### Franchise Fees

	Current Fiscal Year Revenues	Prior Fiscal Year Revenues	Year-over-Year Variance
July*			
August*			
September*	\$ 45,942	\$ 51,505	\$ (5,563)
October	\$ 60,632	\$ 87,343	\$ (26,711)
November	\$ 1,114,208	\$ 1,053,205	\$ 61,003
December	\$ 13,850	\$ 23,058	\$ (9,208)
January	\$ 9,130	\$ 69,477	\$ (60,347)
February	\$ 650,089	\$ 1,046,525	\$ (396,436)
March		\$ 11,630	
April		\$ 862,225	
May		\$ 883,059	
June		\$ 1,143,258	
<b>Totals</b>	<b>\$ 1,893,851</b>	<b>\$ 5,231,285</b>	<b>\$ (437,262)</b>



##### Transient Occupancy Tax

	Current Fiscal Year Revenues	Prior Fiscal Year Revenues	Year-over-Year Variance
July*			
August*			
September*	\$ 645,679	\$ 202,606	\$ 443,073
October	\$ 301,239	\$ 366,691	\$ (65,452)
November	\$ 310,940	\$ 407,056	\$ (96,116)
December	\$ 286,232	\$ 202,736	\$ 83,496
January	\$ 220,642	\$ 138,503	\$ 82,139
February	\$ 266,083	\$ 198,937	\$ 67,146
March		\$ 201,930	
April		\$ 253,272	
May		\$ 259,403	
June		\$ 609,097	
<b>Totals</b>	<b>\$ 2,030,815</b>	<b>\$ 2,840,231</b>	<b>\$ 514,286</b>



\*Accrual reversals occur in July, August, and September. To address this, July and August revenues are reported in September.

# Fiscal Year 2021-22 February Financial Report

City of Modesto, California  
Through February 28 2022\*

## General Fund Expenditures Overview

Department	Monthly Actuals Expended	Monthly % of Total Budget	YTD Actuals	2021-22 Operating Budget	% of Total Budget Expended
1 City Council	24,789	5.2%	308,291	475,240	64.9%
2 City Manager's Office	202,297	7.2%	2,020,546	2,818,428	71.7%
3 City Attorney's Office	210,437	11.2%	1,010,868	1,886,275	53.6%
4 City Clerk's Office	19,133	3.2%	333,172	591,663	56.3%
5 Office of the City Auditor	81	0.0%	78,466	364,138	21.5%
6 Finance Department	355,899	6.0%	3,801,651	5,940,360	64.0%
7 Community & Economic Development	350,529	5.2%	4,073,618	6,753,103	60.3%
8 Human Resources Department	121,474	6.9%	1,220,861	1,750,153	69.8%
9 Fire Department	2,846,529	5.5%	37,844,013	51,513,692	73.5%
10 Police Department	3,535,559	4.9%	48,336,806	72,207,268	66.9%
11 Parks, Recreation & Neighborhoods	681,483	4.7%	8,384,876	14,413,308	58.2%
12 Public Works Department	0	N/A	279	(0)	N/A
13 Non-Departmental	11,500	2.5%	135,485	453,400	29.9%
14 Transfers Out	0	0.0%	3,757,514	11,677,842	32.2%
<b>Total</b>	<b>8,359,710</b>	<b>4.9%</b>	<b>111,306,445</b>	<b>170,844,868</b>	<b>65.2%</b>

### Monthly Actuals Notes

- City Council** - The City Council had a total of \$24.8K in expenditures in the month of February. \$23.3K of the expenditures were from salary and benefit expense and \$1.4K were for discretionary expenses.
- City Manager's Office** - The City Manager's Office had a total of \$202.3K in expenditures in the month of February. \$132.1K of the expenditures were from salary and benefit expense and \$70.2K were for discretionary expenses.
- City Attorney's Office** - The City Attorney's Office had a total of \$210.4K in expenditures in the month of February. \$33.1K of the expenditures were from salary and benefit expense and \$177.3K were for discretionary expenses.
- Finance Department** - The Finance Department had a total of \$355.9K in expenditures in the month of February. \$242.9K of the expenditures were from salary and benefit expense and \$116.9K were for discretionary expenses. There was also \$3.9K received as an offsetting expense for direct charge revenue.
- Community & Economic Development (CED)** - CED had a total of \$350.5K in expenditures in the month of February. \$262.5K of the expenditures were from salary and benefit expense and \$104.9K were for discretionary expenses. There was also \$16.9K received as an offsetting expense for direct charge revenue.
- Fire Department** - The Fire Department had a total of \$2.8M in expenditures in the month of February. \$2.6M of the expenditures were from salary and benefit expense and \$249.9K were for discretionary expenses.
- Police Department** - The Police Department had a total of \$3.5M in expenditures in the month of February. \$3.0M of the expenditures were from salary and benefit expense and \$500K were for discretionary expenses. There was also \$26.1K received as an offsetting expense for direct charge revenue.

# Grant Applications and Awards

## January / February 2022

### Applications

Grant Title	Month	Awarding Agency	City Department Division	Grant Application Amount	Grant Application Local Match Amount	Local Match Source
Clean California Local Grant	Jan-22	California Department of Transportation	Public Works	\$ 1,000,000	\$0	N/A
HomeKey 2.0 - 1208 9th Street	Jan-22	State of California	Community & Economic Development	\$ 7,591,200	\$0	N/A
Regional Early Action Planning Grant	Jan-22	State of California Department of Housing and Community Development	Community & Economic Development	\$ 161,956	\$0	N/A
California Violence Intervention and Prevention Program (CalVIP)	Feb-22	Board of State and Community Corrections	Police	\$ 12,000,000	\$6,000,000	In-Kind
CalRecycle SB 1383 Local Assistance Grant Programs	Feb-22	California Department of Resources, Recycling and Recovery	Public Works	\$288,641	\$0	N/A
HomeKey 2.0 - James Street	Feb-22	State of California	Community & Economic Development	\$ 3,504,000	\$0	N/A
				\$ 24,545,797	\$6,000,000	

# Measure L Projects

## State Route 132 West Expressway (Project Code 101119)

Expenses	
Project Budget	125,482,720
Encumbered	2,219,802
Expended	84,810,526
Available	38,452,392

Revenues	
City Funds	
Federal Funds	9,870,886
State Funds	83,811,834
Measure L Funds	31,800,000
Total	125,482,720
Received	125,482,720



**Estimated Completion Date:** July 2022


**Phase:** Construction

### Overall Project Details:

This project includes construction of an access-controlled, 2-lane expressway along a new alignment south of Kansas Avenue starting from the east side of SR-99 at the base of the Needham Street Bridge west to Dakota Avenue and along Dakota Avenue to the existing SR-132/Maze Boulevard.

### Latest Project Status:

This project is 81% complete. This month's work included, but is not limited to the following: construction of City of Modesto Community Identifier Sign at Rosemore Avenue overcrossing, completion of terminal joints for the SR-132/99 Separation Bridge, construction of approach slabs at Rosemore, continued installation of pump station metal work, continued irrigation and hardscape improvements on SR-132 alignment between Rosemore Avenue and Emerald Avenue, and initiated construction of SR-99 median concrete barrier for SR-99/SR-132 Separation Bridge.



## Pavement Rehabilitation Crows Landing Road (Project Code 100881)

Expenses	
Project Budget	3,083,708
Encumbered	2,146,972
Expended	542,803
Available	393,933

Revenues	
City Funds	0
Federal Funds	0
State Funds	3,053,708
Measure L Funds	30,000
Total	3,083,708
Received	0

**Estimated Completion Date:** May 2022

**Phase:** Construction

**Overall Project Details:** This project will rehabilitate deteriorated pavement with an asphalt rubber chip seal and asphalt overlay on Crows Landing Road from Pecos Avenue to Hatch Road. Also, within the scope of the project is center median, Americans with Disabilities Act (“ADA”) of 1990 improvements, sidewalk installation and Class II bicycle lanes.

**Latest Project Status:** Construction continues on sidewalk and ADA curb ramps.

## Paradise Road – Carpenter to Sheridan (Project Code 100942)

Expenses	
Project Budget	2,745,464
Encumbered	1,850,337
Expended	307,469
Available	587,658

Revenues	
City Funds	0
Federal Funds	0
State Funds	2,087,423
Measure L Funds	415,000
Total	0
Received	2,502,423

**Estimated Completion Date:** July 2022

**Phase:** Construction

**Overall Project Details:** This project will rehabilitate deteriorated pavement with an asphalt rubber chip seal and asphalt overlay on Paradise Road from Carpenter Road to Sheridan Street and will include ADA curb ramp improvements and new striping.

**Latest Project Status:** Contractor is constructing ADA curb ramps and a safety crossing at Burbank School.



# SB 1 Project

## 2020/2021 Slurry/Crack Seal Work

Expenses	
Project Budget	2,171,854
Encumbered	0
Expended	875,346
Available	1,296,508

Revenues	
City Funds	0
Federal Funds	2,171,854
State Funds	0
Other Funds	0
Total	2,171,854
Received	2,199,186



**Estimated Completion Date:** October 2022

**Phase:** 7<sup>th</sup> Season of Annual Program

**Overall Project Details:**

The purpose of this program is to maintain and preserve the streets of Modesto by applying Type II slurry made of emulsion oil and aggregate. SB1 funding provides an average of 95 lane miles of residential street preservation each season.

**Latest Project Status:**

The 2021/2022 Crack Seal season began on October 27, 2021 and will continue through April 2022. Since July 2021, the Streets Division has completed a total of 75.55 lane miles of slurry seal application and a total of 16 lane miles of crack seal application. 6.2 lane miles of crack seal were completed in the month of February.

# Utilities

## Fleet Maintenance Facility Heavy Bay Addition & Bus Maintenance Facility - Parts Storage Room Project (Project Codes 100451 & 101022)

### Expenses

Project Budget	7,980,446
Encumbered	172,707
Expended	5,612,877
Available	2,194,852

### Revenues

City Funds	6,221,137
Federal Funds	1,759,309
State Funds	0
Other Funds	0
Total	0
Received	0


**Estimated Completion Date:** Spring 2022

**Phase:** Construction

**Overall Project Details:** The new Fleet Maintenance Facility (FMF) Heavy Bay will provide future capacity and operational efficiencies for years to come. This state-of-the-art facility will reduce potential work-related risks associated with repairs and maintenance. The FMF will serve as a connecting structure between the existing Bus Maintenance Facility (BMF) and the new Heavy Bay Shop.

### Latest Project Status:

The fire alarm test will be performed soon as well as a punch list walk through by the architect. Trim and punch list work will be done in the weeks ahead. South of the Heavy Bay Addition, the pavement striping and punch list patching has been completed. Interior painting is complete and touch ups are in progress. The shelving units have been installed, along with lockers and filing closets in the Parts Storage Room.



# Sutter Trunk Rehabilitation Phase 1 (Project Code 100842)

Expenses	
Project Budget	5,262,011
Encumbered	2,339,106
Expended	1,569,625
Available	1,353,279

Revenues	
City Funds	5,262,011
Federal Funds	0
State Funds	0
Other Funds	0
Total	0
Received	0



**Estimated Completion Date:** Summer 2022

**Phase:** Construction

**Overall Project Details:**

The current sewer trunk is over 60 years old. The clay pipe is severely damaged and undersized. This phase will replace the highway crossing at Jefferson Road.

**Latest Project Status:**

The contractor is jack and boring under Highway 99. 400 feet of boring has been completed.



# Tank 5 & 12 Recoat & Repairs Project (Project Code 101334)

Expenses	
Project Budget	5,804,000
Encumbered	1,753,813
Expended	109,811
Available	3,940,376

Revenues	
City Funds	5,804,000
Federal Funds	0
State Funds	0
Other Funds	0
Total	0
Received	0



**Estimated Completion Date:** May 2022


**Phase:** Construction

**Overall Project Details:**

The City of Modesto periodically schedules recoating of the inside and outside of tanks as part of the routine maintenance of the City's water storage tanks. This project will include the preparation and recoating of Tank 5 located at 2400 Merle Avenue and Tank 12 located at 2616 Elm Avenue.

**Latest Project Status:**

Construction is 10% complete. The Water Services Division drained both tanks and the contractor removed excess water from the bottom of the tanks and cleaned them in preparation for initial removal of paint. Mobilization and initial blasting/removal of for both sites continued through the month of February.



# Wastewater Building Upgrades (Project Code 101004)

Expenses	
Project Budget	1,272,000
Encumbered	652,155
Expended	259,846
Available	359,999

Revenues	
City Funds	1,272,000
Federal Funds	0
State Funds	0
Other Funds	0
Total	0
Received	0



**Estimated Completion Date:** Summer 2022

**Phase:** Construction

**Overall Project Details:**

This project will provide improvements to three existing buildings at the Jennings Wastewater Treatment Plant. Building work will include demolition and installation of new walls, and roofs. The project also includes a new structure for vehicle parking and a new enclosure for an existing canopy of an existing shop building.

**Latest Project Status:**

The contractor is working on submittals for the tertiary maintenance building. The roofing of the pump station building, and the rain gutters for the laboratory and pump station building have been completed.



## Well 71 Surface Improvements (Project Code 101084)

Expenses	
Project Budget	3,559,536
Encumbered	1,014,902
Expended	1,872,577
Available	672,058

Revenues	
City Funds	3,559,536
Federal Funds	0
State Funds	0
Other Funds	0
Total	0
Received	0



**Estimated Completion Date:** June 2022

**Phase:** Construction

### Overall Project Details:

This project will provide site improvements for Well 71 located at 2501 Brenner Way in Modesto. Improvements include a 1,500 gallons-per-minute potable water well, pump house, flush line and generator. Sub-surface improvements of the well were completed in January 2019.

### Latest Project Status:

Construction is 55% complete. Work took place within the concrete masonry building such as wall framing and sill plate installation.



# Design Phase

<i>Department</i>	<i>Project Name</i>	<i>Design Amount</i>	<i>Total Project Amount</i>
<i>Community &amp; Economic Development</i>	Bike Trail along MID Canal (Funded by Measure L)	117,222	1,092,054
<i>Community &amp; Economic Development</i>	Claratina: McHenry/Coffee 4 Lane	1,402,167	6,062,911
<i>Community &amp; Economic Development</i>	Claratina Phase 1 – Hetch Hetchy Crossing	200,000	6,270,000
<i>Community &amp; Economic Development</i>	Paradise Road ATP Cycle III (Funded by Measure L)	25,000	25,000
<i>Community &amp; Economic Development</i>	Systemic Safety Analysis Report Program (Funded by Measure L)	250,000	250,000
<i>Community &amp; Economic Development</i>	Tully Road Safety Improvements (Funded by Measure L)	34,538	411,183
<i>Modesto Fire</i>	MFD Station No.1 Roof Replacement	25,000	337,850
<i>Parks, Recreation &amp; Neighborhoods</i>	Carpenter Road Soccer Complex	35,600	1,035,000
<i>Parks, Recreation &amp; Neighborhoods</i>	Cesar E. Chavez Park Renovation	950,000	8,500,000
<i>Parks, Recreation &amp; Neighborhoods</i>	Downey Shade Structure Replacement	25,000	350,000
<i>Parks, Recreation &amp; Neighborhoods</i>	Mary E. Grogan Park Phase 2	329,288	2,963,588
<i>Parks, Recreation &amp; Neighborhoods</i>	Ralston Tower Park Renovation	100,000	1,200,000
<i>Parks, Recreation &amp; Neighborhoods</i>	The Awesome Spot Playground	Community	2,500,000
<i>Parks, Recreation &amp; Neighborhoods</i>	Tuolumne River Regional Park (TRRP) Neece Drive Boat Launch	188,000	805,000
<i>Parks, Recreation &amp; Neighborhoods</i>	Tuolumne River Regional Park (TRRP) River Overlook	185,806	849,940
<i>Parks, Recreation &amp; Neighborhoods</i>	Virginia Corridor Phase 7	750,000	4,674,923

# Design Phase

<i>Department</i>	<i>Project Name</i>	<i>Design Amount</i>	<i>Total Project Amount</i>
<i>Utilities</i>	Caustic Soda Handling Facility	43,041	3,216,250
<i>Utilities</i>	Jennings Command Center & Restroom	80,000	700,000
<i>Utilities</i>	Facultative Biosolids Removal	16,379	1,650,000
<i>Utilities</i>	Highway Village Strengthen & Replace Water Mains	231,772	3,020,000
<i>Utilities</i>	La Loma Phase 2C Strengthen & Replace Water Mains	50,000	6,900,000
<i>Utilities</i>	La Loma Phase 3A Strengthen & Replace Water Mains	202,750	3,300,000
<i>Utilities</i>	La Loma Sewer	150,000	4,000,000
<i>Utilities</i>	New Tivoli Sewer Main to Sonoma	40,789	2,000,000
<i>Utilities</i>	Sutter Parking Lot & Security Upgrade	326,004	6,205,176
<i>Utilities</i>	Sutter Trunk Rehabilitation and Reliability	360,308	5,262,011
<i>Utilities</i>	Tivoli Lift Station	181,899	3,039,400
<i>Utilities</i>	Woodland Lift Station Rehabilitation	70,301	1,543,616

*In accordance with the requirements of Title II of the Americans with Disabilities Act (“ADA”) of 1990, the Fair Employment & Housing Act (“FEHA”), the Rehabilitation Act of 1973 (as amended), Government Code section 11135 and other applicable codes, the City of Modesto (“City”) will not discriminate against individuals on the basis of disability in the City’s services, programs, or activities. For more information, please visit the City of Modesto website at <https://www.modestogov.com/865/Americans-with-Disabilities-Act-ADA>*