



MARCH 2022

CITY MANAGER'S UPDATE



Monthly Report
to the City of Modesto
City Council & Community

City Managers Monthly Update



Table of Contents

Financials.....3

Measure L Projects....9

Parks, Recreation &
Neighborhoods.....12

SB 1 Project.....13

Utilities14

Design Phase.....24

Council and Community:

I am pleased to present this month's update to the Capital Improvement Program. Our team accomplished a lot in March, and in the pages to come you will read about the status of these projects.

Here are highlights of specific achievements for the month of March:

For **Community & Economic Development**, progress continues on Measure L projects including construction of the media on Crows Landing Road, completion of Americans with Disabilities Act ("ADA") ramps on Paradise Road and continued installation of pump station metal work and overall site improvements on the SR-132 West Expressway. See page 9.

Parks, Recreation & Neighborhoods has been working on the restoration of the Downey Park Restroom which was heavily damaged by fire. The restrooms, electrical and several important facility amenities have been installed. You will find details on the project on Page 12.

The **Public Works** team added 5.9 lane miles of crack seal for the 2021/2022 Slurry/Crack Seal Work SB 1 project. The details can be found on page 13.

In the **Utilities Department**, reports out on several new projects which include: Fire Station #5 Kitchen Remodel, Grayson Well 69 (Replacing Well 274), Transit Center Improvements/Transit Center Addition, and the River Trunk Realignment – Gravity System. You can read about these projects starting on page 14.

In the **Financial Report** you will see that the City has received \$5.4 million in General Fund revenues for March. To date, the General Fund has received approximately 60.5% of the total budgeted revenues for Fiscal Year 2021-22. The City has expended \$9.7 million in General Fund dollars, which represents approximately 5.7% of the total Fiscal Year 2021-22 Operating Budget. The financial report is on page 3.

As always, please let me know if you have any suggestions on sharing this material with the community.

A handwritten signature in blue ink that reads "Joseph P. Lopez". The signature is fluid and cursive.

Joseph P. Lopez
City Manager

Fiscal Year 2021-22

March Financial Report

City of Modesto, California
Through March 31 2022*

General Fund Overview

	Monthly Actuals Received/ Expended	Monthly % of Total Budget	YTD Actuals	2021-22 Operating Budget	% of Total Budget Received/ Expended
Revenues	\$ 5,389,630	3.5%	\$ 93,729,211	\$ 154,867,112	60.5%
Expenditures	\$ 9,703,440	5.7%	\$ 121,009,885	\$ 170,857,641	70.8%
Revenue Over Expenditure Variance	\$ (4,313,810)		\$ (27,280,674)	\$ (15,990,529)	

Summary

Revenue Overview

In the month of March, the City received revenues in the amount of \$5.4M (3.5% of budget). Fiscal-year-to-date, the City has received \$93.73M in revenues (60.5% of budget), which are \$6.5M greater than the amount received in the same period last year. This difference is primarily due to greater Sales Tax revenue receipt and increase in departmental revenues in the Fire Department as result of the Ceres Fire Services contract.

Fiscal Year 2021-22 includes the third year of the Oakdale Fire Service contract which has fiscal-year-to-date revenue of \$3.33M. New to Fiscal Year 2021-22 is the Ceres Fire Services contract which has fiscal-year-to-date revenue of \$4.15M. The City Council has recently approved fire service contracts with Stanislaus Consolidated and the City of Turlock. These revenues will be received in the future months. This year will be the third full-year that the City will receive cannabis tax revenues. These revenues will be monitored on a monthly basis and will be adjusted if needed.

Expenditure Overview

In the month of March, the City expended \$9.7M (5.7% of budget) in General Fund dollars. Fiscal-year-to-date, the City has expended \$121.0M (70.8%) in General Fund dollars. Fiscal Year 2021-22 includes the third year of the Oakdale Fire Service contract which has fiscal-year-to-date expenses of \$3.66M. New to Fiscal Year 2021-22 is the Ceres Fire Services contract which has fiscal-year-to-date expenses of \$3.65M. The newly approved fire service contract with the City of Turlock has fiscal-year-to-date expenses of \$16.6K and the Stanislaus Consolidated contract has \$26K.

The majority of departmental expenditures that occurred during this period originated from the Public Safety Departments (\$7.53M of the total \$9.68M) and were mainly related to salary and benefit charges. The salary and benefit expenses for the Police and Fire Departments totaled \$6.0M. All remaining salary and benefit expenditures from General Fund departments totaled \$1.20M, for a total salary and benefit expenditure of \$7.2M.

Fiscal Year 2021-22

March Financial Report

City of Modesto, California
Through March 31 2022*

General Fund Revenues Overview

Revenue Category	Monthly Actuals Received	Monthly % of Total Budget	YTD Actuals	2021-22 Operating Budget	% of Total Budget Received
1 Property Tax - Property	206,001	1.0%	11,134,930	19,850,000	56.1%
2 Property Tax - VLF Swap	0	0.0%	9,703,251	19,374,039	50.1%
3 Sales Tax	3,224,199	9.7%	23,661,678	33,090,991	71.5%
4 Utility Users Tax	2,091,669	10.2%	13,715,735	20,510,000	66.9%
5 Business License/Mill Tax	322,108	2.4%	8,917,524	13,401,800	66.5%
6 Franchise Fees	512,838	10.6%	2,406,689	4,847,284	49.7%
7 Transient Occupancy Tax	275,820	8.4%	2,306,635	3,266,575	70.6%
8 Construction Revenues	222,097	9.4%	1,880,239	2,368,396	79.4%
9 Departmental Revenues	(1,833,261)	-5.7%	16,612,121	31,999,387	51.9%
10 Motor Vehicle Fees	54,876	16.6%	419,011	330,000	127.0%
11 Cannabis Tax	313,283	6.0%	2,971,398	5,200,000	57.1%
12 Transfers In	0	0.0%	0	628,640	0.0%
Total	5,389,630	3.5%	93,729,211	154,867,112	60.5%

Monthly Actuals Notes

- 1 **Property Tax - Property** - Fiscal-year-to-date, the City has received \$11.13M in revenues, which are \$1.41M less than the amount received in the same period last year.
- 2 **Property Tax - VLF Swap** - Fiscal-year-to-date, the City has received \$9.70M in revenues, which are \$476K greater than the amount received in the same period last year.
- 3 **Sales Tax** - The City received payment in the amount of \$3.22M. This payment is \$839K greater than the amount received in the same month last year. Fiscal-year-to-date, the City has received \$23.66M in revenues, which are \$4.26M greater than the amount received in the same period last year.
- 4 **Utility Users Tax** - The City received payment in the amount of \$2.09M. This payment is \$138K greater than the amount received in the same month last year. Fiscal-year-to-date, the City has received \$13.72M in revenues, which are \$22K less than the amount received in the same period last year.
- 5 **Business License/Mill Tax** - The City received payment in the amount of \$322K. This payment is \$54K greater than the amount received in the same month last year. Fiscal-year-to-date, the City has received \$8.92M in revenues, which are \$981K greater than the amount received in the same period last year.
- 9 **Departmental Revenues** - The City received departmental revenues in the amount of \$-1.83M. These revenues are \$2.26M less than the amount received in the same month last year. This is due to the distribution of the Change in Fair Market Value as this revenue is first receipted in the General Fund and then distributed to all other City Funds. Fiscal-year-to-date, the City has received \$16.61M in revenues, which are \$1.9M greater than the amount received in the same period last year.
- 11 **Cannabis Tax** - The City received payment in the amount of \$313K. This payment is \$89K less than the amount received in the same month last year. Fiscal-year-to-date, the City has received \$2.97M in revenues, which are \$570K less than the amount received in the same period last year.
- 12 **Transfers In** - Majority of the transfers are typically processed in June.

Fiscal Year 2021-22

March Financial Report

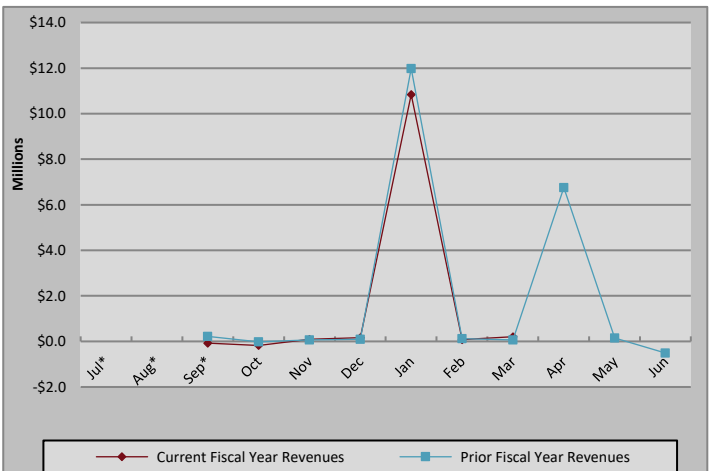
City of Modesto, California
Through March 31 2022*

General Fund Revenue Overview

GENERAL FUND MAJOR REVENUE SOURCES

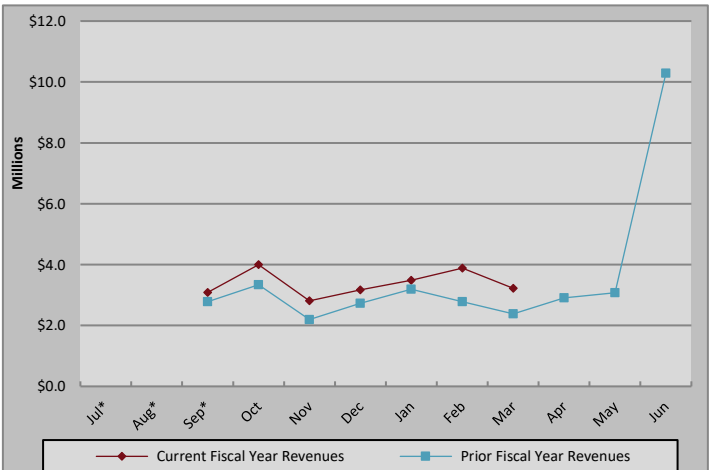
Property Tax - Property

	Current Fiscal Year Revenues	Prior Fiscal Year Revenues	Year-over-Year Variance
July*			
August*			
September*	\$ (70,693)	\$ 223,019	\$ (293,712)
October	\$ (178,101)	\$ (24,803)	\$ (153,298)
November	\$ 98,551	\$ 72,216	\$ 26,335
December	\$ 162,790	\$ 91,440	\$ 71,350
January	\$ 10,839,014	\$ 11,983,960	\$ (1,144,946)
February	\$ 77,368	\$ 125,781	\$ (48,413)
March	\$ 206,001	\$ 71,021	\$ 134,980
April		\$ 6,758,650	
May		\$ 150,127	
June		\$ (508,548)	
Totals	\$ 11,134,930	\$ 18,942,863	\$ (1,407,704)



Sales Tax

	Current Fiscal Year Revenues	Prior Fiscal Year Revenues	Year-over-Year Variance
July*			
August*			
September*	\$ 3,088,263	\$ 2,783,580	\$ 304,683
October	\$ 3,997,134	\$ 3,336,145	\$ 660,989
November	\$ 2,810,198	\$ 2,195,004	\$ 615,194
December	\$ 3,173,866	\$ 2,725,962	\$ 447,904
January	\$ 3,480,521	\$ 3,196,385	\$ 284,136
February	\$ 3,887,497	\$ 2,776,551	\$ 1,110,946
March	\$ 3,224,199	\$ 2,385,320	\$ 838,879
April		\$ 2,908,464	
May		\$ 3,078,883	
June		\$ 10,283,942	
Totals	\$ 23,661,678	\$ 35,670,236	\$ 4,262,731



*Accrual reversals occur in July, August, and September. To address this, July and August revenues are reported in September.

Fiscal Year 2021-22 March Financial Report

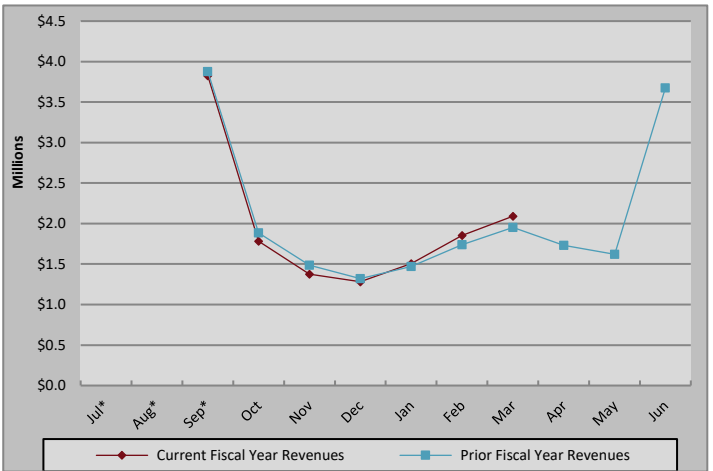
City of Modesto, California
Through March 31 2022*

General Fund Revenue Overview

GENERAL FUND MAJOR REVENUE SOURCES

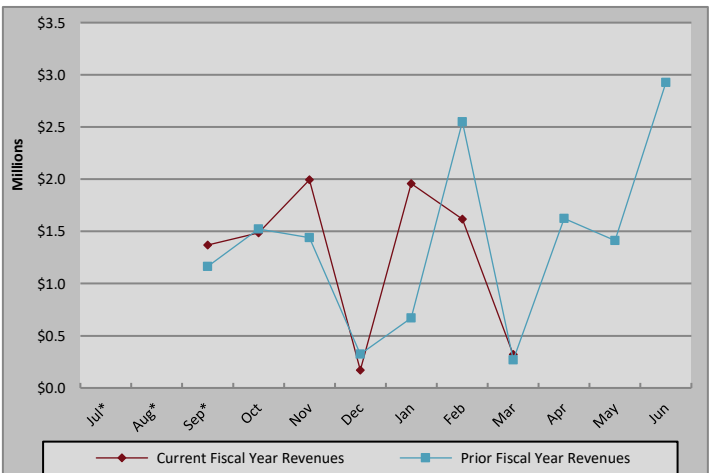
Utility Users Tax

	Current Fiscal Year Revenues	Prior Fiscal Year Revenues	Year-over-Year Variance
July*			
August*			
September*	\$ 3,826,506	\$ 3,878,482	\$ (51,976)
October	\$ 1,781,897	\$ 1,885,918	\$ (104,021)
November	\$ 1,375,231	\$ 1,486,296	\$ (111,065)
December	\$ 1,281,929	\$ 1,320,250	\$ (38,321)
January	\$ 1,505,570	\$ 1,471,855	\$ 33,715
February	\$ 1,852,933	\$ 1,740,786	\$ 112,147
March	\$ 2,091,669	\$ 1,954,034	\$ 137,635
April		\$ 1,729,727	
May		\$ 1,620,887	
June		\$ 3,676,459	
Totals	\$ 13,715,735	\$ 20,764,694	\$ (21,886)



Business License/Mill Tax

	Current Fiscal Year Revenues	Prior Fiscal Year Revenues	Year-over-Year Variance
July*			
August*			
September*	\$ 1,368,961	\$ 1,163,142	\$ 205,819
October	\$ 1,486,320	\$ 1,523,382	\$ (37,062)
November	\$ 1,993,897	\$ 1,438,294	\$ 555,603
December	\$ 170,601	\$ 324,491	\$ (153,890)
January	\$ 1,958,141	\$ 669,391	\$ 1,288,750
February	\$ 1,617,496	\$ 2,549,716	\$ (932,220)
March	\$ 322,108	\$ 268,185	\$ 53,923
April		\$ 1,624,016	
May		\$ 1,412,672	
June		\$ 2,926,267	
Totals	\$ 8,917,524	\$ 13,899,556	\$ 980,923



*Accrual reversals occur in July, August, and September. To address this, July and August revenues are reported in September.

Fiscal Year 2021-22

March Financial Report

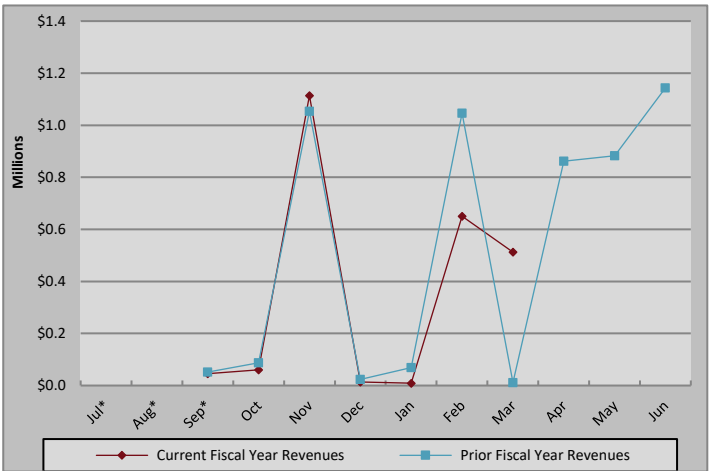
City of Modesto, California
Through March 31 2022*

General Fund Revenue Overview

GENERAL FUND MAJOR REVENUE SOURCES

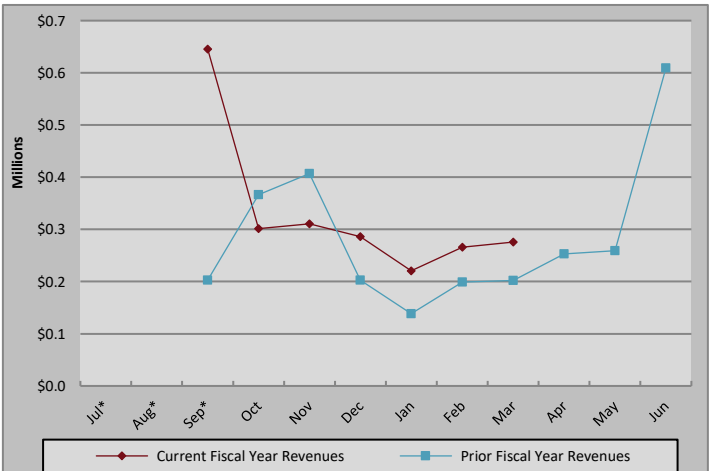
Franchise Fees

	Current Fiscal Year Revenues	Prior Fiscal Year Revenues	Year-over-Year Variance
July*			
August*			
September*	\$ 45,942	\$ 51,505	\$ (5,563)
October	\$ 60,632	\$ 87,343	\$ (26,711)
November	\$ 1,114,208	\$ 1,053,205	\$ 61,003
December	\$ 13,850	\$ 23,058	\$ (9,208)
January	\$ 9,130	\$ 69,477	\$ (60,347)
February	\$ 650,089	\$ 1,046,525	\$ (396,436)
March	\$ 512,838	\$ 11,630	\$ 501,208
April		\$ 862,225	
May		\$ 883,059	
June		\$ 1,143,258	
Totals	\$ 2,406,689	\$ 5,231,285	\$ 63,946



Transient Occupancy Tax

	Current Fiscal Year Revenues	Prior Fiscal Year Revenues	Year-over-Year Variance
July*			
August*			
September*	\$ 645,679	\$ 202,606	\$ 443,073
October	\$ 301,239	\$ 366,691	\$ (65,452)
November	\$ 310,940	\$ 407,056	\$ (96,116)
December	\$ 286,232	\$ 202,736	\$ 83,496
January	\$ 220,642	\$ 138,503	\$ 82,139
February	\$ 266,083	\$ 198,937	\$ 67,146
March	\$ 275,820	\$ 201,930	\$ 73,890
April		\$ 253,272	
May		\$ 259,403	
June		\$ 609,097	
Totals	\$ 2,306,635	\$ 2,840,231	\$ 588,176



*Accrual reversals occur in July, August, and September. To address this, July and August revenues are reported in September.

Fiscal Year 2021-22

March Financial Report

City of Modesto, California
Through March 31 2022*

General Fund Expenditures Overview

Department	Monthly Actuals Expended	Monthly % of Total Budget	YTD Actuals	2021-22 Operating Budget	% of Total Budget Expended
1 City Council	43,432	9.1%	351,723	475,240	74.0%
2 City Manager's Office	219,622	7.8%	2,240,168	2,818,428	79.5%
3 City Attorney's Office	55,034	2.9%	1,065,902	1,886,275	56.5%
4 City Clerk's Office	25,252	4.3%	358,424	591,663	60.6%
5 Office of the City Auditor	3,607	1.0%	82,072	364,138	22.5%
6 Finance Department	340,808	5.7%	4,142,459	5,940,360	69.7%
7 Community & Economic Development	432,578	6.4%	4,506,196	6,753,103	66.7%
8 Human Resources Department	112,041	6.4%	1,332,902	1,750,153	76.2%
9 Fire Department	3,118,312	6.1%	40,962,326	51,513,692	79.5%
10 Police Department	4,415,507	6.1%	52,752,313	72,207,268	73.1%
11 Parks, Recreation & Neighborhoods	916,391	6.4%	9,301,267	14,391,109	64.6%
12 Public Works Department	133	N/A	412	(0)	N/A
13 Non-Departmental	10,608	2.3%	146,093	453,400	32.2%
14 Transfers Out	10,114	0.1%	3,767,628	11,712,814	32.2%
Total	9,703,440	5.7%	121,009,885	170,857,641	70.8%

Monthly Actuals Notes

- 1 **City Council** - The City Council had a total of \$43.4K in expenditures in the month of March. \$23.9K of the expenditures were from salary and benefit expense, \$9.1K were for internal service fund changes, and \$10.4K were for discretionary expenses.
- 2 **City Manager's Office** - The City Manager's Office had a total of \$219.6K in expenditures in the month of March. \$150.8K of the expenditures were from salary and benefit expense, \$16.8K were for internal service fund changes, and \$52.1K were for discretionary expenses.
- 3 **City Attorney's Office** - The City Attorney's Office had a total of \$55.0K in expenditures in the month of March. \$34.5K of the expenditures were from salary and benefit expense, \$11.5K were for internal service fund changes, and \$9.0K were for discretionary expenses.
- 6 **Finance Department** - The Finance Department had a total of \$340.8K in expenditures in the month of March. \$251.7K of the expenditures were from salary and benefit expense, \$41.2K were for internal service fund changes, and \$52.5K were for discretionary expenses. There was also \$4.6K received as an offsetting expense for direct charge revenue.
- 7 **Community & Economic Development (CED)** - The CED had a total of \$432.6K in expenditures in the month of March. \$263.4K of the expenditures were from salary and benefit expense, \$74.1K were for internal service fund changes, and \$111.8K were for discretionary expenses. There was also \$16.6K received as an offsetting expense for direct charge revenue.
- 9 **Fire Department** - The Fire Department had a total of \$3.1M in expenditures in the month of March. \$2.8M of the expenditures were from salary and benefit expense, \$133.2K were for internal service fund changes, and \$164.4K were for discretionary expenses.
- 10 **Police Department** - The Police Department had a total of \$4.4M in expenditures in the month of March. \$3.2M of the expenditures were from salary and benefit expense, \$354.8K were for internal service fund changes, and \$900K were for discretionary expenses. There was also \$24.6K received as an offsetting expense for direct charge revenue.

Measure L Projects

Paradise Road – Carpenter to Sheridan (Project Code 100942)

Expenses	
Project Budget	2,745,464
Encumbered	1,650,951
Expended	534,765
Available	559,748

Revenues	
City Funds	0
Federal Funds	0
State Funds	2,087,423
Measure L Funds	415,000
Total	0
Received	2,502,423

Estimated Completion Date: April 2022

Phase: Construction

Overall Project Details: This project will rehabilitate deteriorated pavement with an asphalt rubber chip seal and asphalt overlay on Paradise Road from Carpenter Road to Sheridan Street and will include Americans with Disabilities Act (“ADA”) curb ramp improvements and new striping.

Latest Project Status: Contractor is completing ADA curb ramps at various locations.



Pavement Rehabilitation Crows Landing Road (Project Code 100881)

Expenses	
Project Budget	3,083,708
Encumbered	1,581,280
Expended	1,150,865
Available	351,563


Revenues	
City Funds	0
Federal Funds	0
State Funds	3,053,708
Measure L Funds	30,000
Total	3,083,708
Received	0

Estimated Completion Date: May 2022

Phase: Construction

Overall Project Details: This project will rehabilitate deteriorated pavement with an asphalt rubber chip seal and asphalt overlay on Crows Landing Road from Pecos Avenue to Hatch Road. Also, within the scope of the project is center median, Americans with Disabilities Act (“ADA”) of 1990 improvements, sidewalk installation and Class II bicycle lanes.

Latest Project Status: Construction began on median and street lighting.



State Route 132 (SR-132) West Expressway (Project Code 101119)

Expenses	
Project Budget	125,482,720
Encumbered	1,896,396
Expended	90,808,316
Available	32,778,008

Revenues	
City Funds	
Federal Funds	9,870,886
State Funds	83,811,834
Measure L Funds	31,800,000
Total	125,482,720
Received	125,482,720



Estimated Completion Date: July 2022

Phase: Construction

Overall Project Details:

This project includes construction of an access-controlled, 2-lane expressway along a new alignment south of Kansas Avenue starting from the east side of State Route 99 (SR-99) at the base of the Needham Street Bridge west to Dakota Avenue and along Dakota Avenue to the existing SR-132/Maze Boulevard.

Latest Project Status:

This project is 83% complete. This month's work included, but is not limited to the following:

- Demolition of Building S and improvements to sewer, water and drainage at Franklin Extension
- Continued installation of pump station metal work and site improvements
- Planting along SR-132 mainline between Rosemore Avenue and Carpenter Road overcrossings and construction of SR-99 median concrete barrier for the SR-99/SR-132 separation bridge
- Continued construction of Stage 4 Rosemore Avenue improvements as well as irrigation and hardscape improvements on SR-132 alignment between Rosemore Avenue and North Emerald Avenue

Parks, Recreation & Neighborhoods

Downey Park Restroom Fire Renovation (Project Code 101225)

Expenses	
Project Budget	100,000
Encumbered	100,000
Expended	0
Available	0

Revenues	
City Funds	100,000
Federal Funds	0
State Funds	0
Other Funds	200,000-300,000
Total	To Be Determined
Received	100,000

Estimated Completion Date: April 2022

Phase: Construction

Overall Project Details: In July 14, 2019 the public restroom, park storage and electrical building at Downey Community Park was heavily damaged by a fire. The complete renovation project will restore the facility and provide the community park with a functional restroom once again. Insurance is anticipated to cover the full cost of the renovation beyond the \$100,000 insurance deductible.

Latest Project Status:

The construction phase of the Downey Park restroom is underway and is nearly complete. To date, the project has consisted of post fire cleanup, limited demolition, electrical and plumbing, painting work and the construction of a new roof. Construction on this project has been severely delayed due to back-ordered parts and shipping delays. Additionally, the structure has been vandalized multiple times during construction and repainted twice due to tagging. During the month of March, backordered parts arrived and were installed in the restrooms, and electrical and several important facility amenities were installed.



SB 1 Project

2021/2022 Slurry/Crack Seal Work

Expenses	
Project Budget	2,171,854
Encumbered	0
Expended	875,346
Available	1,296,508

Revenues	
City Funds	0
Federal Funds	2,171,854
State Funds	0
Other Funds	0
Total	2,171,854
Received	2,199,186



Estimated Completion Date: October 2022

Phase: 7th Season of Annual Program

Overall Project Details:

The purpose of this program is to maintain and preserve the streets for the City of Modesto by applying Type II slurry made of emulsion oil and aggregate. SB1 funding provides an average of 95 lane miles of residential street preservation each season.

Latest Project Status:

The 2021/2022 Crack Seal season began on October 27, 2021 and continues through April 2022. Since July 2021, the Streets Division has completed a total of 75.55 lane miles of slurry seal application and a total of 21.9 lane miles of crack seal application. 5.9 lane miles of crack seal was completed in the month of March.

Utilities

Fire Station #5 Kitchen Remodel (Project Code 101234)

Expenses	
Project Budget	199,230
Encumbered	114,779
Expended	82,151
Available	2,301

Revenues	
City Funds	199,230
Federal Funds	0
State Funds	0
Other Funds	0
Total	0
Received	0

Estimated Completion Date: Spring 2022

Phase: Construction

Overall Project Details:

This project provides needed improvements for the Fire Station No.5

Latest Project Status:

The majority of work has been completed, except for few minor punch-list items.



Fleet Maintenance Facility Heavy Bay Addition & Bus Maintenance Facility - Parts Storage Room Project

(Project Codes 100451 & 101337)

Expenses	
Project Budget	7,980,446
Encumbered	114,138
Expended	7,669,264
Available	518,804

Revenues	
City Funds	6,221,137
Federal Funds	1,759,309
State Funds	0
Other Funds	0
Total	0
Received	0


Estimated Completion Date: Spring 2022

Phase: Construction

Overall Project Details: The new Fleet Maintenance Facility (FMF) Heavy Bay will provide future capacity and operational efficiencies for years to come. This state-of-the-art facility will reduce potential work-related risks associated with repairs and maintenance. The FMF will serve as a connecting structure between the existing Bus Maintenance Facility and the new Heavy Bay Shop.

Latest Project Status:

During the month of March, the contractor prepared and sealed the floor slab and placed perimeter rubber base. The mechanical units and ducting were painted on the exterior. Fire extinguishers were installed. Exterior infill at perimeter edge was sealed and concrete spalling locations are being removed and infilled with non-shrink grouting. Planter areas north and south of the new parts storage room near the existing building have been cleaned up and electrical light sway wires were installed along with other punch list work in progress.



Grayson Well 69 (Replacing Well 274) (Project Code 101080)

Expenses	
Project Budget	3,872,828
Encumbered	2,925,646
Expended	234,302
Available	642,880

Revenues	
City Funds	3,872,828
Federal Funds	0
State Funds	0
Other Funds	0
Total	0
Received	0



Estimated Completion Date: July 2023

Phase: Pre-Construction

Overall Project Details:

This project will provide funding for the construction of the surface improvements for the former Well 274. The project is intended to limit the amount of treatment and restore the well to its optimum capacity in the town of Grayson. The project will provide engineering services during construction and construction of above ground improvements for the well only. Work will include the construction of above well appurtenances, well house, piping, electrical work and infrastructure for a future tank and booster pump.

Latest Project Status:

The contractor has begun the submittal process of product data and information for City staff review. Project mobilization is not anticipated to take place until late May 2022.

River Trunk Realignment – Gravity System (Project Code 101290)

Expenses	
Project Budget	27,162,749
Encumbered	20,712,914
Expended	213,654
Available	6,236,181

Revenues	
City Funds	27,162,749
Federal Funds	0
State Funds	0
Other Funds	0
Total	0
Received	0



Subgrade prep for Biofilter equipment pad

Estimated Completion Date: Summer 2023


Phase: Construction

Overall Project Details:

The Project was created to address the flow capacity deficiencies and aging infrastructure for the River Trunk. The gravity system is phase two of the three phase realignment project. It consists of over 9,000 linear feet of large diameter gravity sewer pipe, and adjacent water main rehabilitation on Colorado Avenue.

Latest Project Status:

The contractor is completing the installation of gates at the 7th Street diversion structure. They replaced severely corroded ductile iron with stainless steel bulkhead gates and are currently potholing utilities on the main alignment. Additionally, the electrical conduits/wire, water line for the Biofilter and the tie-in to the fire hydrant has been completed. The staging area has been graded and temporary utilities (water, sewer, and electrical) have been installed in preparation for the placement of contractor trailers.




Placement of relocated electrical pull box

River Trunk Realignment – Gravity System (Project Code 101290)



Placement of electrical conduits for diversion structure biofilter



Forms and rebar at diversion structure biofilter equipment pad



Concrete placement for diversion structure biofilter equipment pad



Potholing to expose existing utilities on Tuolumne Boulevard



Temporary utilities installation for construction trailers



Construction trailer at Sutter Plant staging area

Sutter Trunk Rehabilitation Phase 1 (Project Code 100842)

Expenses	
Project Budget	5,262,011
Encumbered	1,956,716
Expended	1,968,488
Available	1,336,807

Revenues	
City Funds	5,262,011
Federal Funds	0
State Funds	0
Other Funds	0
Total	0
Received	0



Estimated Completion Date: Summer 2022

Phase: Construction

Overall Project Details:

The current sewer trunk is over 60 years old. The clay pipe is severely damaged and undersized. This phase will replace the highway crossing at Jefferson Road.

Latest Project Status:

The contractors are currently jack and boring under Highway 99 and have installed approximately 140 feet of the 68-inch diameter steel casing, manholes on the west side, and the temporary manhole for by-passing.



Tank 5 & 12 Recoat & Repairs Project (Project Code 101334)

Expenses	
Project Budget	5,804,000
Encumbered	1,753,270
Expended	119,581
Available	3,931,149

Revenues	
City Funds	5,804,000
Federal Funds	0
State Funds	0
Other Funds	0
Total	0
Received	0



Estimated Completion Date: June 2022


Phase: Construction

Overall Project Details:

The City of Modesto periodically schedules recoating of the inside and outside of tanks as part of the routine maintenance of the City’s water storage tanks. This project will include the preparation and recoating of Tank 5 located at 2400 Merle Avenue and Tank 12 located at 2616 Elm Avenue.

Latest Project Status:

Construction is 35% complete. The contractor began blasting paint from the interior of both tanks. All paint residue was collected and disposed of and the contractor was able to prepare for the application of primer throughout the interior.



Transit Center Improvements and Transit Center Addition (Project Codes 101338 & 101339)

Expenses	
Project Budget	6,669,295
Encumbered	5,245,001
Expended	453,630
Available	970,664

Revenues	
City Funds	6,669,295
Federal Funds	0
State Funds	0
Other Funds	0
Total	0
Received	0


Estimated Completion Date: Spring 2023

Phase: Construction

Overall Project Details: Improvements to the Transit Center are comprised of diverse building and site upgrades as well as rehabilitation to the historic downtown Transit Center. The historic building will receive repairs and rehabilitation work to the existing historic finishes. New spaces will receive finishes in harmony with the historic character of the original building. The Transit Center Addition will add approximately 540 square feet onto the existing building to accommodate new dispatch space.

Latest Project Status:


Temporary trailers have been delivered and set and the electrical power should be on at the time of this report's publication. Ramps are set and water and sewer are hooked up. Crosswalks and ADA ramps have been cut and removed. The electrician has evaluated means and methods to provide power to this area.



Wastewater Building Upgrades (Project Code 101004)

Expenses	
Project Budget	1,272,000
Encumbered	643,533
Expended	276,284
Available	352,183

Revenues	
City Funds	1,272,000
Federal Funds	0
State Funds	0
Other Funds	0
Total	0
Received	0



Estimated Completion Date: Summer 2022

Phase: Construction

Overall Project Details:

This project will provide improvements to three existing buildings at the Jennings Wastewater Treatment Plant. Building work will include demolition and installation of new walls, and roofs. The project also includes a new structure for vehicle parking and a new enclosure for an existing canopy of an existing shop building.

Latest Project Status:

The contractor has completed painting of the lab building, the re-roofing of the existing electrical building and preparing the foundation for the existing canopy enclosure.



Well 71 Surface Improvements (Project Code 101084)

Expenses	
Project Budget	3,559,536
Encumbered	857,605
Expended	2,039,161
Available	662,770

Revenues	
City Funds	3,559,536
Federal Funds	0
State Funds	0
Other Funds	0
Total	0
Received	0



Estimated Completion Date: July 2022

Phase: Construction

Overall Project Details:

This project will provide site improvements for Well 71 located at 2501 Brenner Way in Modesto. Improvements include a 1,500 gallons-per-minute potable water well, pump house, flush line and generator. Sub-surface improvements of the well were completed in January 2019.

Latest Project Status:

Construction is 65% complete. Work continued in the concrete masonry building. The doors were installed and all major structural elements of the roof were completed including the hatch, exhaust, vents and metal decking.



Design Phase

<i>Department</i>	<i>Project Name</i>	<i>Design Amount</i>	<i>Total Project Amount</i>
<i>Community & Economic Development</i>	Bike Trail along MID Canal (Funded by Measure L)	117,222	1,092,054
<i>Community & Economic Development</i>	Claratina - McHenry/Coffee 4 Lane	1,402,167	6,062,911
<i>Community & Economic Development</i>	Claratina Phase 1 – Hetch Hetchy Crossing	200,000	6,270,000
<i>Community & Economic Development</i>	Paradise Road ATP Cycle III (Funded by Measure L)	25,000	25,000
<i>Community & Economic Development</i>	Systemic Safety Analysis Report Program (Funded by Measure L)	250,000	250,000
<i>Community & Economic Development</i>	Tully Road Safety Improvements (Funded by Measure L)	34,538	411,183
<i>Modesto Fire</i>	MFD Station No.1 Roof Replacement	25,000	337,850
<i>Parks, Recreation & Neighborhoods</i>	Carpenter Road Soccer Complex	35,600	1,035,000
<i>Parks, Recreation & Neighborhoods</i>	Cesar E. Chavez Park Renovation	950,000	8,500,000
<i>Parks, Recreation & Neighborhoods</i>	Downey Shade Structure Replacement	25,000	350,000
<i>Parks, Recreation & Neighborhoods</i>	Mary E. Grogan Park Phase 2	329,288	2,963,588
<i>Parks, Recreation & Neighborhoods</i>	Ralston Tower Park Renovation	100,000	1,200,000
<i>Parks, Recreation & Neighborhoods</i>	The Awesome Spot Playground	Community	2,500,000
<i>Parks, Recreation & Neighborhoods</i>	Tuolumne River Regional Park (TRRP) Neece Drive Boat Launch	188,000	805,000
<i>Parks, Recreation & Neighborhoods</i>	Tuolumne River Regional Park (TRRP) River Overlook	185,806	849,940
<i>Parks, Recreation & Neighborhoods</i>	Virginia Corridor Phase 7	750,000	4,674,923

Design Phase

<i>Department</i>	<i>Project Name</i>	<i>Design Amount</i>	<i>Total Project Amount</i>
<i>Utilities</i>	Caustic Soda Handling Facility	43,041	3,216,250
<i>Utilities</i>	Facultative Biosolids Removal	16,379	1,650,000
<i>Utilities</i>	Highway Village Strengthen & Replace Water Mains	112,187	4,074,366
<i>Utilities</i>	Jennings Command Center & Restroom	80,000	700,000
<i>Utilities</i>	La Loma Phase 2C Strengthen & Replace Water Mains	65,900	8,147,533
<i>Utilities</i>	La Loma Phase 3A Strengthen & Replace Water Mains	237,551	3,300,000
<i>Utilities</i>	La Loma Sewer	150,000	4,000,000
<i>Utilities</i>	New Tivoli Sewer Main to Sonoma	40,789	2,000,000
<i>Utilities</i>	Sutter Parking Lot & Security Upgrade	326,004	6,205,176
<i>Utilities</i>	Sutter Trunk Rehabilitation and Reliability	360,308	5,262,011
<i>Utilities</i>	Tivoli Lift Station	181,899	3,039,400
<i>Utilities</i>	Woodland Lift Station Rehabilitation	70,301	1,543,616

In accordance with the requirements of Title II of the Americans with Disabilities Act (“ADA”) of 1990, the Fair Employment & Housing Act (“FEHA”), the Rehabilitation Act of 1973 (as amended), Government Code section 11135 and other applicable codes, the City of Modesto (“City”) will not discriminate against individuals on the basis of disability in the City’s services, programs, or activities. For more information, please visit the City of Modesto website at <https://www.modestogov.com/865/Americans-with-Disabilities-Act-ADA>