



# JUNE 2022

## CITY MANAGER'S UPDATE



Monthly Report  
to the City of Modesto  
City Council & Community

# City Managers Monthly Update



## Table of Contents

Financial Report.....3

Grant Applications & Awards....9

Community & Economic Development | Measure L Projects....10

Parks, Recreation & Neighborhoods.....14

Public Works | SB 1 Project.....16

Utilities.....17

Design Phase.....24

## Council and Community:

I'm pleased to present updates on the major efforts underway to serve our community as part of the Capital Improvement Program from the month of June. Here is an overview of the month:

In the Financial Report, you will see that we have included a preliminary report for June 2022. Fiscal-year-to-date, the City has received \$149.2 million in revenues which is \$400 thousand less than the amount received in the same period last year. Approximately 95.9% of the total budgeted revenues for Fiscal Year 2021-22 have been received. Fiscal-year-to-date, the City has expended \$156.4 million (90.7%) in General Fund dollars, which is \$11 million greater than the amount spent in the same period last year. \$14.26 million has been expended in the month of June. The financial report can be found on page 3.

**Finance** reports on grants awarded in the months of May and June totaling over **six million dollars**.

**Community & Economic Development (CED)** has been busy with several new Measure L projects; Virginia Corridor Trail Pavement Maintenance and Pelandale Neighborhood Pavement Maintenance Updates on expenses and revenues for CED start on page 10.

On pages 14 and 15, **Parks, Recreation & Neighborhoods** reports on progress at the Boys & Girls Club modular and the completion of sidewalks at the senior playground at Ralston Tower Park. And, for **Public Works**, just over 20 miles of slurry seal was completed throughout the City in the month of June. You can read the full report on page 16.

Starting on page 17, the **Utilities** department reports on seven projects. At the Sutter Trunk Rehabilitation Project there has been a slight delay as we wait for the manufacture of concrete structures; however, the work continues.

I look forward to updating you on the progress of these and many other projects when I report out for the month of July. For now, please let me know if you have any suggestions on sharing this material with the community.

A handwritten signature in blue ink that reads "Joseph P. Lopez". The signature is fluid and cursive, with a long horizontal stroke at the end.

Joseph P. Lopez  
City Manager

# Fiscal Year 2021-22

## June Preliminary Financial Report

City of Modesto, California  
Through June 30 2022\*

### General Fund Overview

	Monthly Actuals Received/ Expended	Monthly % of Total Budget	YTD Actuals	2021-22 Operating Budget	% of Total Budget Received/ Expended
<b>Revenues</b>	\$ 28,616,499	18.4%	\$ 149,192,751	\$ 155,598,352	95.9%
<b>Expenditures</b>	\$ 14,261,617	8.3%	\$ 156,421,514	\$ 172,543,583	90.7%
<b>Revenue Over Expenditure Variance</b>	\$ 14,354,882		\$ (7,228,763)	\$ (16,945,231)	

### Summary

#### Revenue Overview

In the month of June, the City received revenues in the amount of \$28.6M (18.4% of budget). Fiscal-year-to-date, the City has received \$149.2M in revenues (95.9% of budget), which are \$400K less than the amount received in the same period last year.

Fiscal Year 2021-22 includes the third year of the Oakdale Fire Service contract which has fiscal-year-to-date revenue of \$5.07M. New to Fiscal Year 2021-22 is the Ceres Fire Services contract which has fiscal-year-to-date revenue of \$5.18M. The City Council has recently approved fire service contracts with Stanislaus Consolidated and the City of Turlock. Fiscal-year-to-date revenue for the City of Turlock is \$128.9K and revenues for Stanislaus Consolidated is \$148.3K.

#### Expenditure Overview

In the month of June, the City has expended \$14.26M (8.3% of budget) in General Fund dollars. Fiscal-year-to-date, the City has expended \$156.4M (90.7%) in General Fund dollars, which are \$11M greater than the amount spent in the same period last year. Fiscal Year 2021-22 includes the third year of the Oakdale Fire Service contract which has fiscal-year-to-date expense of \$4.87M. New to Fiscal Year 2021-22 is the Ceres Fire Services contract which has fiscal-year-to-date expense of \$5.19M. The newly approved fire service contract with the City of Turlock has fiscal-year-to-date expense of \$79.5K and the Stanislaus Consolidated contract has \$89.6K.

The majority of departmental expenditures that occurred during this period originated from the Public Safety Departments (\$9.62M of the total \$12.7M) and were mainly related to salary and benefit charges. The salary and benefit expenses for the Police and Fire Departments totaled \$8.16M. All remaining salary and benefit expenditures from General Fund departments totaled \$1.8M, for a total salary and benefit expenditure of \$9.96M.

# Fiscal Year 2021-22

## June Preliminary Financial Report

City of Modesto, California  
Through June 30 2022\*

### General Fund Revenues Overview

Revenue Category	Monthly Actuals Received	Monthly % of Total Budget	YTD Actuals	2021-22 Operating Budget	% of Total Budget Received
1 Property Tax - Property	93,342	0.5%	18,441,585	19,850,000	92.9%
2 Property Tax - VLF Swap	9,703,251	50.1%	19,406,502	19,374,039	100.2%
3 Sales Tax	3,280,367	9.9%	33,310,824	33,090,991	100.7%
4 Utility Users Tax	1,579,186	7.7%	18,752,948	20,510,000	91.4%
5 Business License/Mill Tax	198,539	1.5%	12,547,209	13,401,800	93.6%
6 Franchise Fees	15,356	0.3%	4,271,016	4,847,284	88.1%
7 Transient Occupancy Tax	316,790	9.3%	3,265,957	3,393,210	96.2%
8 Construction Revenues	205,272	8.7%	2,517,308	2,368,396	106.3%
9 Departmental Revenues	12,860,759	39.4%	32,258,650	32,603,992	98.9%
10 Motor Vehicle Fees	55,626	16.9%	474,637	330,000	143.8%
11 Cannabis Tax	308,011	5.9%	3,946,115	5,200,000	75.9%
12 Transfers In	0	0.0%	0	628,640	0.0%
<b>Total</b>	<b>28,616,499</b>	<b>18.4%</b>	<b>149,192,751</b>	<b>155,598,352</b>	<b>95.9%</b>

### Monthly Actuals Notes

- 1 **Property Tax - Property** - Fiscal-year-to-date, the City has received \$18.44M in revenues, which are \$501K less than the amount received in the same period last year. Additional revenues will be received for FY2021-22.
- 2 **Property Tax - VLF Swap** - Fiscal-year-to-date, the City has received \$19.41M in revenues, which are \$953K greater than the amount received in the same period last year. Additional revenues will be received for FY2021-22.
- 3 **Sales Tax** - The City received payment in the amount of \$3.28M. This payment is \$7M less than the amount received in the same month last year. Fiscal-year-to-date, the City has received \$33.31M in revenues, which are \$2.36M less than the amount received in the same period last year. Additional revenues will be received for FY2021-22.
- 4 **Utility Users Tax** - The City received payment in the amount of \$1.58M. This payment is \$2.09M less than the amount received in the same month last year. Fiscal-year-to-date, the City has received \$18.75M in revenues, which are \$2M less than the amount received in the same period last year. Additional revenues will be received for FY2021-22.
- 5 **Business License/Mill Tax** - The City received payment in the amount of \$200K. This payment is \$2.72M less than the amount received in the same month last year. Fiscal-year-to-date, the City has received \$12.55M in revenues, which are \$1.35M less than the amount received in the same period last year. Additional revenues will be received for FY2021-22.
- 9 **Departmental Revenues** - The City received Departmental revenues in the amount of \$12.86M. These revenues are \$8.33M greater than the amount received in the same month last year. Fiscal-year-to-date, the City has received \$32.26M in revenues, which are \$7.9M greater than the amount received in the same period last year. Additional revenues will be received for FY2021-22.
- 11 **Cannabis Tax** - The City received payment in the amount of \$308K. This payment is \$546K less than the amount received in the same month last year. Fiscal-year-to-date, the City has received \$3.95M in revenues, which are \$1.43M less than the amount received in the same period last year. Additional revenues will be received for FY2021-22.
- 12 **Transfers In** - Transfers have not been processed at this time.

# Fiscal Year 2021-22

## June Preliminary Financial Report

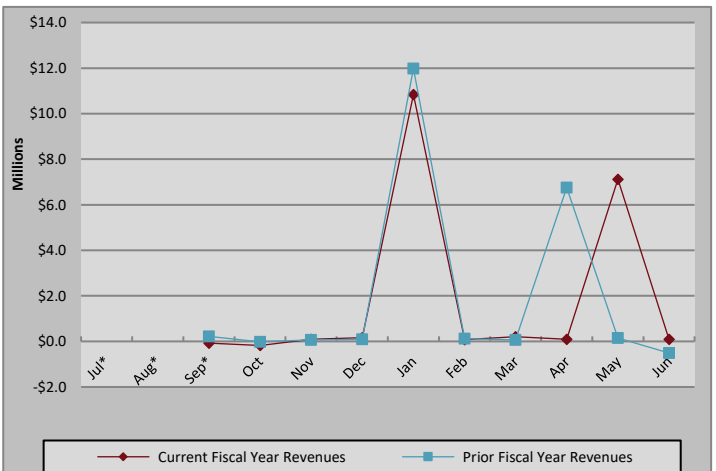
City of Modesto, California  
Through June 30 2022\*

### General Fund Revenue Overview

#### GENERAL FUND MAJOR REVENUE SOURCES

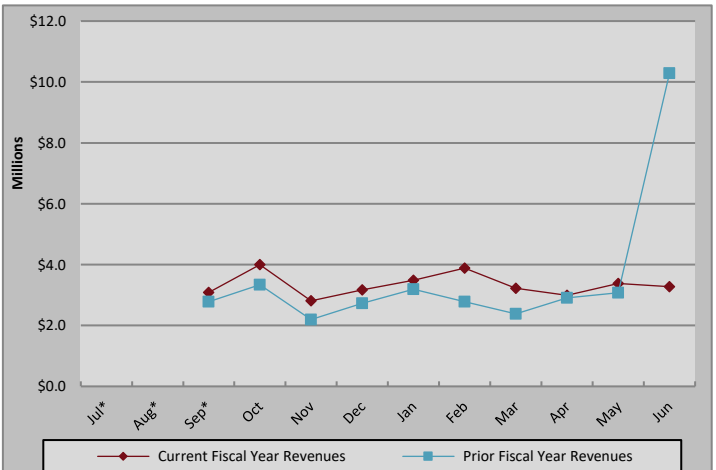
#### Property Tax - Property

	Current Fiscal Year Revenues	Prior Fiscal Year Revenues	Year-over-Year Variance
July*			
August*			
September*	\$ (70,693)	\$ 223,019	\$ (293,712)
October	\$ (178,101)	\$ (24,803)	\$ (153,298)
November	\$ 98,551	\$ 72,216	\$ 26,335
December	\$ 162,790	\$ 91,440	\$ 71,350
January	\$ 10,839,014	\$ 11,983,960	\$ (1,144,946)
February	\$ 77,368	\$ 125,781	\$ (48,413)
March	\$ 206,001	\$ 71,021	\$ 134,980
April	\$ 87,359	\$ 6,758,650	\$ (6,671,291)
May	\$ 7,125,954	\$ 150,127	\$ 6,975,827
June	\$ 93,342	\$ (508,548)	\$ 601,890
<b>Totals</b>	<b>\$ 18,441,585</b>	<b>\$ 18,942,863</b>	<b>\$ (501,278)</b>



#### Sales Tax

	Current Fiscal Year Revenues	Prior Fiscal Year Revenues	Year-over-Year Variance
July*			
August*			
September*	\$ 3,088,263	\$ 2,783,580	\$ 304,683
October	\$ 3,997,134	\$ 3,336,145	\$ 660,989
November	\$ 2,810,198	\$ 2,195,004	\$ 615,194
December	\$ 3,173,866	\$ 2,725,962	\$ 447,904
January	\$ 3,480,521	\$ 3,196,385	\$ 284,136
February	\$ 3,887,497	\$ 2,776,551	\$ 1,110,946
March	\$ 3,224,199	\$ 2,385,320	\$ 838,879
April	\$ 2,991,741	\$ 2,908,464	\$ 83,277
May	\$ 3,377,038	\$ 3,078,883	\$ 298,155
June	\$ 3,280,367	\$ 10,283,942	\$ (7,003,575)
<b>Totals</b>	<b>\$ 33,310,824</b>	<b>\$ 35,670,236</b>	<b>\$ (2,359,412)</b>



\*Accrual reversals occur in July, August, and September. To address this, July and August revenues are reported in September.

# Fiscal Year 2021-22

## June Preliminary Financial Report

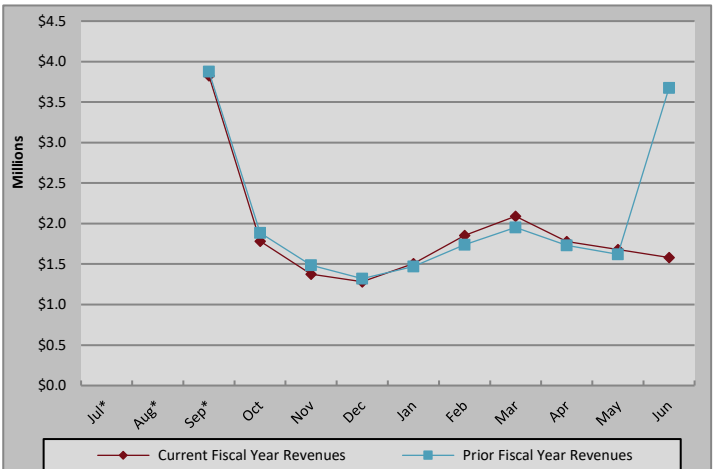
City of Modesto, California  
Through June 30 2022\*

### General Fund Revenue Overview

#### GENERAL FUND MAJOR REVENUE SOURCES

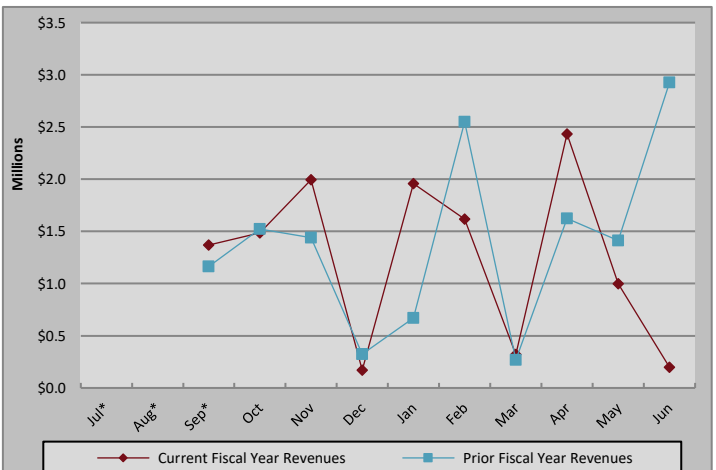
##### Utility Users Tax

	Current Fiscal Year Revenues	Prior Fiscal Year Revenues	Year-over-Year Variance
July*			
August*			
September*	\$ 3,826,506	\$ 3,878,482	\$ (51,976)
October	\$ 1,781,897	\$ 1,885,918	\$ (104,021)
November	\$ 1,375,231	\$ 1,486,296	\$ (111,065)
December	\$ 1,281,929	\$ 1,320,250	\$ (38,321)
January	\$ 1,505,570	\$ 1,471,855	\$ 33,715
February	\$ 1,852,933	\$ 1,740,786	\$ 112,147
March	\$ 2,091,669	\$ 1,954,034	\$ 137,635
April	\$ 1,778,097	\$ 1,729,727	\$ 48,370
May	\$ 1,679,930	\$ 1,620,887	\$ 59,043
June	\$ 1,579,186	\$ 3,676,459	\$ (2,097,273)
<b>Totals</b>	<b>\$ 18,752,948</b>	<b>\$ 20,764,694</b>	<b>\$ (2,011,746)</b>



##### Business License/Mill Tax

	Current Fiscal Year Revenues	Prior Fiscal Year Revenues	Year-over-Year Variance
July*			
August*			
September*	\$ 1,368,961	\$ 1,163,142	\$ 205,819
October	\$ 1,486,320	\$ 1,523,382	\$ (37,062)
November	\$ 1,993,897	\$ 1,438,294	\$ 555,603
December	\$ 170,601	\$ 324,491	\$ (153,890)
January	\$ 1,958,141	\$ 669,391	\$ 1,288,750
February	\$ 1,617,496	\$ 2,549,716	\$ (932,220)
March	\$ 322,108	\$ 268,185	\$ 53,923
April	\$ 2,433,724	\$ 1,624,016	\$ 809,708
May	\$ 997,422	\$ 1,412,672	\$ (415,250)
June	\$ 198,539	\$ 2,926,267	\$ (2,727,728)
<b>Totals</b>	<b>\$ 12,547,209</b>	<b>\$ 13,899,556</b>	<b>\$ (1,352,347)</b>



\*Accrual reversals occur in July, August, and September. To address this, July and August revenues are reported in September.

# Fiscal Year 2021-22

## June Preliminary Financial Report

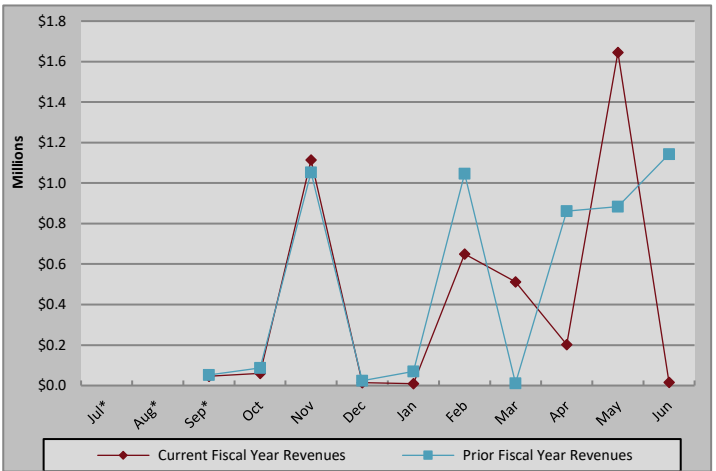
City of Modesto, California  
Through June 30 2022\*

### General Fund Revenue Overview

#### GENERAL FUND MAJOR REVENUE SOURCES

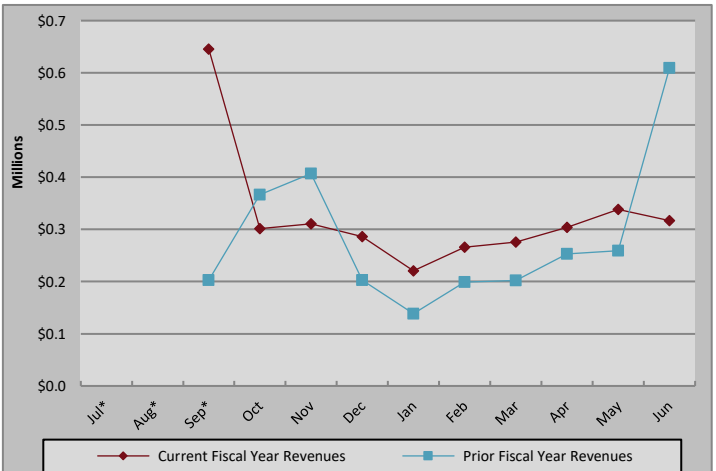
##### Franchise Fees

	Current Fiscal Year Revenues	Prior Fiscal Year Revenues	Year-over-Year Variance
July*			
August*			
September*	\$ 45,942	\$ 51,505	\$ (5,563)
October	\$ 60,632	\$ 87,343	\$ (26,711)
November	\$ 1,114,208	\$ 1,053,205	\$ 61,003
December	\$ 13,850	\$ 23,058	\$ (9,208)
January	\$ 9,130	\$ 69,477	\$ (60,347)
February	\$ 650,089	\$ 1,046,525	\$ (396,436)
March	\$ 512,838	\$ 11,630	\$ 501,208
April	\$ 203,016	\$ 862,225	\$ (659,209)
May	\$ 1,645,955	\$ 883,059	\$ 762,896
June	\$ 15,356	\$ 1,143,258	\$ (1,127,902)
<b>Totals</b>	<b>\$ 4,271,016</b>	<b>\$ 5,231,285</b>	<b>\$ (960,269)</b>



##### Transient Occupancy Tax

	Current Fiscal Year Revenues	Prior Fiscal Year Revenues	Year-over-Year Variance
July*			
August*			
September*	\$ 645,679	\$ 202,606	\$ 443,073
October	\$ 301,239	\$ 366,691	\$ (65,452)
November	\$ 310,940	\$ 407,056	\$ (96,116)
December	\$ 286,232	\$ 202,736	\$ 83,496
January	\$ 220,642	\$ 138,503	\$ 82,139
February	\$ 266,083	\$ 198,937	\$ 67,146
March	\$ 275,820	\$ 201,930	\$ 73,890
April	\$ 304,082	\$ 253,272	\$ 50,810
May	\$ 338,450	\$ 259,403	\$ 79,047
June	\$ 316,790	\$ 609,097	\$ (292,307)
<b>Totals</b>	<b>\$ 3,265,957</b>	<b>\$ 2,840,231</b>	<b>\$ 425,726</b>



\*Accrual reversals occur in July, August, and September. To address this, July and August revenues are reported in September.

# Fiscal Year 2021-22

## June Preliminary Financial Report

City of Modesto, California  
Through June 30 2022\*

### General Fund Expenditures Overview

Department	Monthly Actuals Expended	Monthly % of Total Budget	YTD Actuals	2021-22 Operating Budget	% of Total Budget Expended
1 City Council	40,850	8.6%	458,779	475,240	96.5%
2 City Manager's Office	360,343	11.7%	3,017,448	3,091,731	97.6%
3 City Attorney's Office	212,493	11.3%	1,716,026	1,886,275	91.0%
4 City Clerk's Office	63,871	10.8%	493,870	591,663	83.5%
5 Office of the City Auditor	3,620	1.0%	92,803	364,138	25.5%
6 Finance Department	497,060	8.3%	5,447,906	5,963,639	91.4%
7 Community & Economic Development	497,498	7.4%	5,844,310	6,753,103	86.5%
8 Human Resources Department	158,760	9.1%	1,724,869	1,750,153	98.6%
9 Fire Department	4,481,319	8.7%	52,460,250	51,741,177	101.4%
10 Police Department	5,140,893	7.1%	66,944,212	71,933,965	93.1%
11 Parks, Recreation & Neighborhoods	1,257,640	8.6%	12,476,212	14,613,436	85.4%
12 Public Works Department	(378)	N/A	(378)	(0)	N/A
13 Non-Departmental	9,043	2.0%	438,975	453,400	96.8%
14 Transfers Out	1,538,605	11.9%	5,306,233	12,925,664	41.1%
<b>Total</b>	<b>14,261,617</b>	<b>8.3%</b>	<b>156,421,514</b>	<b>172,543,583</b>	<b>90.7%</b>

#### Monthly Actuals Notes

- 1 **City Council** - The City Council had a total of \$40.9K in expenditures in the month of June. \$29.9K of the expenditures were from salary and benefit expense, \$9.1K were for internal service fund changes, and \$1.8K were for discretionary expenses.
- 2 **City Manager's Office** - The City Manager's Office had a total of \$360.3K in expenditures in the month of June. \$230.9K of the expenditures were from salary and benefit expense, \$16.8K were for internal service fund changes, and \$112.7K were for discretionary expenses.
- 3 **City Attorney's Office** - The City Attorney's Office had a total of \$212.5K in expenditures in the month of June. \$51.6K of the expenditures were from salary and benefit expense, \$11.5K were for internal service fund changes, and \$149.4K were for discretionary expenses.
- 6 **Finance Department** - Finance had a total of \$497.1K in expenditures in the month of June. \$355.6K of the expenditures were from salary and benefit expense, \$41.2K were for internal service fund changes, and \$105.4K were for discretionary expenses. \$5.1K received as an offsetting expense for direct charge revenue.
- 7 **Community & Economic Development (CED)** - CED had a total of \$497.5K in expenditures in the month of June. \$359.7K of the expenditures were from salary and benefit expense, \$74.1K were for internal service fund changes, and \$90.0K were for discretionary expenses. \$26.2K received as an offsetting expense for direct charge revenue.
- 9 **Fire Department** - The Fire Department had a total of \$4.48M in expenditures in the month of June. \$4M of the expenditures were from salary and benefit expense, \$133.2K were for internal service fund changes, and \$325.9K were for discretionary expenses.
- 10 **Police Department** - The Police Department had a total of \$5.1M in expenditures in the month of June. \$4.1M of the expenditures were from salary and benefit expense, \$354.8K were for internal service fund changes, and \$700K were for discretionary expenses. \$6.9K received as an offsetting expense for direct charge revenue.

# Grant Applications and Awards

May/June 2022

## Applications

Grant Title	Month	Awarding Agency	City Department/ Division	Grant Application Amount	Grant Application Local Match Amount	Local Match Source
CAL FIRE Rural Fire Capacity Program Grant	May-22	State of California CAL FIRE	Fire	\$ 40,000	\$ 20,000	Current Budget
CalRecycle Used Oil Payment Program 13	Jun-22	State of California CalRecycle	Public Works	\$ 58,000	0	N/A
Household Hazardous Waste Discretionary Grant Cycle 39 (HD39)	Jun-22	State of California CalRecycle	Public Works	\$ 50,000	0	N/A
				\$ 148,000	\$ 20,000	

## Awards

Grant Title	Month	Awarding Agency	City Department/ Division	Grant Award Amount	Grant Award Local Match Amount	Local Match Source
California Water and Wastewater Arrearage Payment Program (CWWAPP)	May-22	State of California	Finance	\$ 1,332,915	0	N/A
HOME - American Rescue Plan Grant	May-22	US Department of Housing and Urban Development	Community & Economic Development	\$ 3,409,774	0	N/A
Homekey 2.0 - 112 James Street	May-22	State of California	Community & Economic Development	\$ 1,724,157	0	N/A
				\$ 6,466,846	0	

# Measure L Projects

## Crows Landing Road Pavement Rehabilitation (Project Code 100881)

Expenses	
Project Budget	3,083,708
Encumbered	601,236
Expended	2,162,445
Available	320,028

Revenues	
City Funds	0
Federal Funds	0
State Funds	3,053,708
Measure L Funds	30,000
Total	3,083,708
Received	0

**Estimated Completion Date:** June 2022

**Phase:** *Project Complete*

**Overall Project Details:** This project will rehabilitate deteriorated pavement with an asphalt rubber chip seal and asphalt overlay on Crows Landing Road from Pecos Avenue to Hatch Road. Included within the scope of this project are Americans with Disabilities Act (“ADA”) improvements and sidewalk installation.

**Latest Project Status:** Contractor is working on punch list items.



# Paradise Road – Carpenter to Sheridan (Project Code 100942)

Expenses	
Project Budget	2,745,464
Encumbered	243,776
Expended	1,971,958
Available	529,729

Revenues	
City Funds	0
Federal Funds	0
State Funds	2,087,423
Measure L Funds	415,000
Total	0
Received	2,502,423

**Estimated Completion Date:** June 2022

**Phase:** *Project Complete*

**Overall Project Details:** This project will rehabilitate deteriorated pavement with an asphalt rubber chip seal and asphalt overlay on Paradise Road from Carpenter Road to Sheridan Street and will include Americans with Disabilities Act (“ADA”) curb ramp improvements and new striping.

**Latest Project Status:** Contractor is working on punch list items.



# Virginia Corridor Trail & Pelandale Neighborhood Pavement Maintenance (Project Codes 101247 & 101249)

Expenses for 101247		Expenses for 101249	
Project Budget	884,063	Project Budget	1,871,250
Encumbered	0	Encumbered	0
Expended	47,749	Expended	273,238
Available	836,314	Available	1,598,012
Revenues for 101247		Revenues for 101249	
City Funds	0	City Funds	0
Federal Funds	0	Federal Funds	0
State Funds	0	State Funds	0
Measure L Funds	884,063	Measure L Funds	1,871,250
Total	884,063	Total	1,871,250
Received	0	Received	0

**Estimated Completion Date:** December 2022

**Phase:** Construction

**Overall Project Details:**

Work includes pavement maintenance in two areas: The area bound by Dale Road, Bangs Avenue, Tully Road, and Snyder Avenue (12.6 center line miles) and the Virginia Corridor Trail from College to Bowen (2 center line miles). Anticipated improvements include slurry seal surface treatment, restriping, and construction of new ADA compliant ramps in multiple locations. This will include signage and striping for a Class III bikeway on Snyder Avenue, and new pedestrian crossing with signage to be constructed at Stoddard Road and Orangeburg Avenue.



## State Route 132 (SR-132) West Expressway (Project Code 101119)

Expenses	
Project Budget	125,482,720
Encumbered	1,667,406
Expended	96,116,192
Available	27,699,122

Revenues	
City Funds	
Federal Funds	9,870,886
State Funds	83,811,834
Measure L Funds	31,800,000
Total	125,482,720
Received	125,482,720



**Estimated Completion Date:** July 2022

**Phase:** Construction

**Overall Project Details:**

This project includes construction of an access-controlled, 2-lane expressway along a new alignment south of Kansas Avenue starting from the east side of State Route 99 (SR-99) at the base of the Needham Street Bridge west to Dakota Avenue and along Dakota Avenue to the existing SR-132/Maze Boulevard.

**Latest Project Status:**

This project is 92% complete. This month's work includes the completion of drainage installation throughout the project, continued permanent erosion control installation, plant establishment and continued installation of fiber optic communication cable and excavation of Basin 6A. Pump station electrical and site improvements also continue.

# Parks, Recreation & Neighborhoods

## Boys & Girls Club Modular Move (Project Code 101296)

Expenses	
Project Budget	723,964
Encumbered	12,393
Expended	575,324
Available	136,247

Revenues	
City Funds	0
Federal Funds	723,964
State Funds	0
Other Funds	0
Total	723,964
Received	0

**Estimated Completion Date:** Late Summer 2022

**Phase:** Construction

**Overall Project Details:** This project consists of the removal of the Boys & Girls Club modular building at Dr. Martin Luther King Jr. Park (formerly Mellis Park) and the installation of the modular building adjacent to the parking lot at Dryden Park Golf Course.

### Latest Project Status:

Most of the construction was completed in May. During the month of June, multiple change orders were in the process of being approved which will allow for the completion of the construction during the month of July.



# Senior Playground at Ralston Tower Park (Project Code 100866)

Expenses	
Project Budget	1,255,000
Encumbered	821,127
Expended	285,434
Available	148,439

Revenues	
City Funds	0
Federal Funds	705,000
State Funds	550,000
Other Funds	0
Total	1,255,000
Received	0



**Estimated Completion Date:** Fall 2022

**Phase:** Construction

**Overall Project Details:**

The project consists of the complete renovation of Ralston Tower Park, focusing on a senior oriented park design due to its adjacency to senior housing. The project will include senior exercise equipment/playground, walking paths, game tables, open plaza, drinking fountain, beanbag toss, horseshoe pits, sidewalks, security lighting, landscaping, irrigation, and other site amenities.

**Latest Project Status:**

Construction began on the last day of March and by the end of June, the contractor completed the concrete sidewalks around the park and storm drainage improvements.



# SB 1 Project

## 2021/2022 Slurry/Crack Seal Work

Expenses	
Project Budget	2,171,854
Encumbered	0
Expended	1,471,802
Available	700,051

Revenues	
City Funds	0
Federal Funds	2,171,854
State Funds	0
Other Funds	0
Total	2,171,854
Received	3,653,490



**Estimated Completion Date:** October 2022

**Phase:** 7<sup>th</sup> Season of Annual Program

### Overall Project Details:

The purpose of this program is to maintain and preserve the streets for the City of Modesto by applying Type II slurry made of emulsion oil and aggregate. SB1 funding provides an average of 95 lane miles of residential street preservation each season.

### Latest Project Status:

Since July 2021, the Streets Division has completed a total of 121 lane miles of slurry seal application and a total of 43.24 lane miles of crack seal application. 20.82 lane miles of crack seal was completed in the month of June.



Before



After

# Utilities

## River Trunk Realignment – Gravity System (Project Code 101290)

Expenses	
Project Budget	27,162,749
Encumbered	20,812,824
Expended	1,328,748
Available	5,021,177

Revenues	
City Funds	27,162,749
Federal Funds	0
State Funds	0
Other Funds	0
Total	0
Received	0



**Estimated Completion Date:** Summer 2023


**Phase:** Construction

**Overall Project Details:**

The project was created to address the flow capacity deficiencies and aging infrastructure for the river Trunk. The gravity system is phase two of the three phase realignment project. It consists of over 9,000 linear feet of large diameter gravity sewer pipe, and adjacent water main rehabilitation on Colorado Avenue.

**Latest Project Status:**

At the 7th Street diversion structure, biofilter equipment has been anchored to the foundation, the gate stem has been replaced and the existing hatch has been cut out to receive the biofilter Fiberglass Reinforced Plastic (FRP) foul air duct. For alignment on Garden Avenue and Colorado Avenue, the preconstruction photos have been documented, and meetings have been held to discuss working around existing utilities and to coordinate with other utility companies (Comcast, AT&T, and the Modesto Irrigation District). In the staging area, office furniture and hardware were delivered and setup, and the beams for shoring system were delivered and stockpiled in the staging area.



Drilling anchor bolt holes at perimeter of 7<sup>th</sup> Street diversion structure biofilter.



Compressed air (>90 psi) cleanout of anchor bolt holes at biofilter

# River Trunk Realignment – Shackelford (Project Code 101291)

Expenses	
Project Budget	14,593,613
Encumbered	2,678,282
Expended	1,468
Available	11,913,863

Revenues	
City Funds	14,593,613
Federal Funds	0
State Funds	0
Other Funds	0
Total	0
Received	0



**Estimated Completion Date:** Winter 2023

**Phase:** Construction

**Overall Project Details:**

The River Trunk Realignment Shackelford Pump Station Project will redirect flow from the existing river trunk line to the new river trunk line that is going to be installed along Colorado Avenue as a part of the Gravity System project which is currently under construction. The project will also incorporate a gravity line from Neece Drive to the new river trunk and plug the line that goes into the existing river trunk line. The wastewater from the Dryden Golf Course clubhouse will also be brought into the new river trunk line under this project.

**Latest Project Status:**

The construction project has started, and the contractor is in process of submitting diverse submittals and RFI's (requests or information). In addition, the contractor has prepared the lay down area needed for construction.



# Sutter Trunk Rehabilitation Phase 1 (Project Code 100842)

Expenses	
Project Budget	5,262,011
Encumbered	1,415,864
Expended	2,603,938
Available	1,242,210

Revenues	
City Funds	5,262,011
Federal Funds	0
State Funds	0
Other Funds	0
Total	0
Received	0

**Estimated Completion Date:** Summer 2022

**Phase:** Construction

**Overall Project Details:** The current sewer trunk is over 60 years old. The clay pipe is severely damaged and undersized. This phase will replace the highway crossing at Jefferson Road.

**Latest Project Status:** While awaiting the manufacture of Armorock polymer concrete structures, the contractor has installed new H20 rated hatches on the existing diversion structure located at the intersection of Emerald Avenue and Kansas Avenue



# Tanks 5 & 12 Recoat & Repairs Project (Project Code 101334)

Expenses	
Project Budget	5,804,000
Encumbered	196,945
Expended	1,710,286
Available	3,896,769

Revenues	
City Funds	5,804,000
Federal Funds	0
State Funds	0
Other Funds	0
Total	0
Received	0



**Estimated Completion Date:** August 2022

**Phase:** Construction

**Overall Project Details:**

The City of Modesto periodically schedules recoating of the inside and outside of tanks as part of the routine maintenance of the City's water storage tanks. This project will include the preparation and recoating of Tank 5 located at 2400 Merle Avenue and Tank 12 located at 2616 Elm Avenue.

**Latest Project Status:**

Construction is 95% complete. The contractor has completed most of the contract work at Tank 5. The tank was filled on June 29<sup>th</sup>, sampled on July 1<sup>st</sup> and beneficial use took place on July 5<sup>th</sup>. The contractor has also completed most of the contract work at Tank 12. The interior coating has been completed and accepted. The exterior coating has been completed, but not yet accepted. Structural modifications are all complete. Tank 12 was filled on July 12<sup>th</sup>, sampled on July 13<sup>th</sup> and 14<sup>th</sup> however, beneficial use is to be determined.



# Transit Center Improvements and Transit Center Addition (Project Codes 101338 & 101339)

Expenses	
Project Budget	6,669,295
Encumbered	4,560,460
Expended	1,203,566
Available	905,268

Revenues	
City Funds	6,669,295
Federal Funds	0
State Funds	0
Other Funds	0
Total	0
Received	0


**Estimated Completion Date:** Spring 2023

**Phase:** Construction

**Overall Project Details:** Improvements to the Transit Center are comprised of diverse building and site upgrades as well as rehabilitation to the historic downtown Transit Center. The historic building will receive repairs and rehabilitation work to the existing historic finishes. New spaces will receive finishes in harmony with the historic character of the original building. The Transit Center Addition will add approximately 540 square feet onto the existing building to accommodate new dispatch space.

## Latest Project Status:

During this past month, the contractor continued working on the building addition where the foundation and slab were poured and the wall and roof framing was installed. On the existing building the contractor continued with interior framing, plumbing, electrical, and HVAC duct work. On the exterior, the existing canopy roof has been cleaned, and crosswalk pavers and electrical conduit have been installed. Additionally, the landscaping irrigation system has been installed.



# Wastewater Building Upgrades (Project Code 101004)

Expenses	
Project Budget	1,272,000
Encumbered	317,261
Expended	653,902
Available	300,838

Revenues	
City Funds	1,272,000
Federal Funds	0
State Funds	0
Other Funds	0
Total	0
Received	0



**Estimated Completion Date:** Summer 2022

**Phase:** Construction

**Overall Project Details:**

This project will provide improvements to three existing buildings at the Jennings Wastewater Treatment Plant. Building work will include demolition and installation of new walls, and roofs. The project also includes a new structure for vehicle parking and a new enclosure for an existing canopy of an existing shop building.

**Latest Project Status:**

Steel columns have been installed at the equipment storage building. On the tertiary building, the blocking between the studs were installed for siding, and at the existing shop the electrical conduit was replaced, and metal siding was installed on the existing girls.




# Well 71 Surface Improvements (Project Code 101084)

Expenses	
Project Budget	3,559,536
Encumbered	365,567
Expended	2,631,758
Available	562,211

Revenues	
City Funds	3,559,536
Federal Funds	0
State Funds	0
Other Funds	0
Total	0
Received	0



**Estimated Completion Date:** September 2022


**Phase:** Construction

**Overall Project Details:**

This project will provide site improvements for Well 71 located at 2501 Brenner Way in Modesto. Improvements include a 1,500 gallons-per-minute potable water well, pump house, flush line, and generator. Sub-surface improvements of the well were completed in January 2019.

**Latest Project Status:**

Construction is 95% complete. Work on the concrete masonry building is nearing completion. The contractor is testing operational equipment and the pump representative was on site for pump testing. Tesco has completed the pre-operational check-out for the electrical equipment and controls. City staff is currently drafting a punch list to provide to contractor.



## Design Phase

<i>Department</i>	<i>Project Name</i>	<i>Design Amount</i>	<i>Total Project Amount</i>
<i>Community &amp; Economic Development</i>	Bike Trail along MID Canal (Funded by Measure L)	117,222	1,092,054
<i>Community &amp; Economic Development</i>	Claratina - McHenry/Coffee 4 Lane	1,402,167	6,062,911
<i>Community &amp; Economic Development</i>	Claratina Phase 1 – Hetch Hetchy Crossing	200,000	6,270,000
<i>Community &amp; Economic Development</i>	Paradise Road ATP Cycle III (Funded by Measure L)	25,000	25,000
<i>Community &amp; Economic Development</i>	Systemic Safety Analysis Report Program (Funded by Measure L)	250,000	250,000
<i>Community &amp; Economic Development</i>	Tully Road Safety Improvements (Funded by Measure L)	34,538	411,183
<i>Modesto Fire</i>	MFD Station No.1 Roof Replacement	25,000	337,850
<i>Parks, Recreation &amp; Neighborhoods</i>	Carpenter Road Soccer Complex	35,600	1,035,000
<i>Parks, Recreation &amp; Neighborhoods</i>	Cesar E. Chavez Park Renovation	950,000	8,500,000
<i>Parks, Recreation &amp; Neighborhoods</i>	Downey Shade Structure Replacement	25,000	350,000
<i>Parks, Recreation &amp; Neighborhoods</i>	Mary E. Grogan Park Phase 2	329,288	2,963,588
<i>Parks, Recreation &amp; Neighborhoods</i>	The Awesome Spot Playground	Community	2,500,000
<i>Parks, Recreation &amp; Neighborhoods</i>	Tuolumne River Regional Park (TRRP) Neece Drive Boat Launch	188,000	805,000
<i>Parks, Recreation &amp; Neighborhoods</i>	Tuolumne River Regional Park (TRRP) River Overlook	185,806	849,940
<i>Parks, Recreation &amp; Neighborhoods</i>	Virginia Corridor Phase 7	750,000	4,674,923

## Design Phase

<i>Department</i>	<i>Project Name</i>	<i>Design Amount</i>	<i>Total Project Amount</i>
<i>Utilities</i>	Caustic Soda Handling Facility	43,041	3,216,250
<i>Utilities</i>	Facultative Biosolids Removal	16,379	1,650,000
<i>Utilities</i>	Highway Village Strengthen & Replace Water Mains	112,187	4,074,366
<i>Utilities</i>	Grayson Strengthen & Replace	53,651	2,200,000
<i>Utilities</i>	Jennings Command Center & Restroom	80,000	700,000
<i>Utilities</i>	La Loma Phase 2C Strengthen & Replace Water Mains	76,197	8,147,533
<i>Utilities</i>	La Loma Phase 3A Strengthen & Replace Water Mains	241,873	4,579,706
<i>Utilities</i>	La Loma Sewer	150,000	4,000,000
<i>Utilities</i>	New Tivoli Sewer Main to Sonoma	40,789	2,000,000
<i>Utilities</i>	Sutter Parking Lot & Security Upgrade	326,004	6,205,176
<i>Utilities</i>	Sutter Trunk Rehabilitation and Reliability	360,308	5,262,011
<i>Utilities</i>	Tivoli Lift Station	181,899	3,039,400
<i>Utilities</i>	Woodland Lift Station Rehabilitation	70,301	1,543,616

*In accordance with the requirements of Title II of the Americans with Disabilities Act (“ADA”) of 1990, the Fair Employment & Housing Act (“FEHA”), the Rehabilitation Act of 1973 (as amended), Government Code section 11135 and other applicable codes, the City of Modesto (“City”) will not discriminate against individuals on the basis of disability in the City’s services, programs, or activities. For more information, please visit the City of Modesto website at <https://www.modestogov.com/865/Americans-with-Disabilities-Act-ADA>*