

**Program Year 2021-2022
Consolidated Annual Performance and Evaluation Report
(CAPER)**



MODESTO
C A L I F O R N I A

Approved by Resolution No. 2022-404 on September 27, 2022

Contents

CR-05 - Goals and Outcomes	4
CR-10 - Racial and Ethnic composition of families assisted	15
CR-15 - Resources and Investments 91.520(a)	17
CR-20 - Affordable Housing 91.520(b)	22
CR-25 - Homeless and Other Special Needs 91.220(d, e); 91.320(d, e); 91.520(c)	26
CR-35 - Other Actions 91.220(j)-(k); 91.320(i)-(j).....	38
CR-40 - Monitoring 91.220 and 91.230.....	47
Citizen Participation Plan 91.105(d); 91.115(d)	49
CR-60 - ESG 91.520(g) (ESG Recipients only)	55
CR-60 - ESG 91.520(g) (ESG Recipients only)	55
CR-65 - Persons Assisted	59
CR-70 – ESG 91.520(g) - Assistance Provided and Outcomes.....	62
CR-75 – Expenditures	63
2021-2022_SAGE Reports	67
2021-2022_PR-26 Financial Summary	81
2021-2022_PR-58 Section 3	91
Citizen Participation	95
Resolution 2022-404	103

CR-05 - Goals and Outcomes

Progress the jurisdiction has made in carrying out its strategic plan and its action plan. 91.520(a)

This could be an overview that includes major initiatives and highlights that were proposed and executed throughout the program year.

This Consolidated Annual Performance Evaluation Report (CAPER) provides accomplishment information and status updates of projects and activities funded with U.S. Department of Housing and Urban Development (HUD) funds from funding source programs such as Community Development Block Grant (CDBG) funds, Emergency Solutions Grant (ESG) funds, and HOME Investment Partnerships Program funds for Program Year 2021-2022 (PY 2021). The projects and activities outlined within this PY 2021 CAPER were administered and overseen by the City's Community & Economic Development Department (CEDD).

This report represents the second annual performance report under the City of Modesto's 2020-2025 5-year Consolidated Plan. The PY 2021 CAPER captures the expenditures, accomplishments and progress made with activities identified in the Fiscal Year 2021-2022 (July 1, 2021 – June 30, 2022) Annual Action Plan. Specifically, the CAPER outlines the City of Modesto's achievements in the areas of affordable housing, homeless services, and community development programs including public services and other activities.

The City of Modesto's primary focus during PY 2021 was to continue improving neighborhoods, partnerships with community organizations, to provide affordable housing opportunities to those in need, improve living conditions, and the provision of services for the homeless, including individuals with special needs. Goals contained in the City of Modesto Strategic Plan that the City of Modesto deemed relevant for the Consolidated Plan were also among the basis for assigning priorities. In addition to the City's entitlement goals and accomplishments, during PY 2021, the City also had to prioritize the response to the global COVID-19 pandemic to ensure the City was meeting the needs of its most vulnerable citizens and address or prevent the spread of COVID-19.

Some accomplishment highlights that took place during Program Year 2021-2022 include:

Public Facilities – CDBG

Boys and Girls Club

The City partnered with Parks Planning and the Boys and Girls Club when it was determined that its current site no longer fit the program. The collaboration determined that moving the modular from Martin Luther King Jr Park to 920 Sunset Ave would allow the Boys and Girls Club the ability to expand operations. The City approved this move and agreed to fund Parks Planning for the installation and rehabilitation of the modular unit with CDBG. This site also opened the opportunity for the Boys and Girls club to collaborate with First Tee of Central Valley, another non-profit that increases the Boys and Girls Club access to schools located at the heart of the City's low-income community. The new location is also close enough that the existing participants can still be included in the program.

Affordable Housing - Owner Occupied Housing Rehabilitation – CDBG

A total of \$269,123 was distributed in loans and grants through the City's Homeowner Rehabilitation Program. A total of ten (10) eligible households were served through this program. The City assisted eligible households with health and safety repairs including, but not limited to installation of energy efficient windows, energy efficient HVAC systems, re-roof, ADA bathroom improvements, electrical repairs, and ADA ramps.

Public Services Program

Every year, the City provides funding opportunities (via a competitive grant application process) to local non-profits for new or expanded services to the low-income community. A total of 680 individuals were assisted with CDBG funds by 6 non-profit subrecipients and 11 households were assisted with ESG funds by 2 non-profit homeless service providers. The following are highlights of some CDBG Public service and ESG service provider partners:

Project Sentinel – Fair Housing and Tenant/Landlord Mediation – CDBG

Project Sentinel opened a total of 27 fair housing investigation cases that comprised of 80 unduplicated individuals served during the program year. Complaint cases investigated included cases related to disability discrimination, race/national origin, family composition, and sex discrimination. Project Sentinel also served individuals with fair housing and tenant/landlord mediation services, one-on-one counseling and group workshops for housing providers, consumers and social service agencies to educate them about fair housing laws.

Haven Women's Center – Legal Advocacy Program – CDBG

Haven Women's Center expanded their services by adding the Legal Advocacy Program. The City of Modesto
2021-2022 CAPER

program assisted 129 unduplicated individuals for a total of 69 households. Services included assistance with obtaining domestic violence restraining orders, court accompaniment and attorney consultation for complex cases. Haven also provided clients information regarding their legal rights and provided referrals for other services.

Community Housing and Shelter Services (CHSS) – Homeless Prevention – ESG

CHSS provided short term rental assistance to prevent evictions for households at risk of being homeless. A total of 6 households received short term permanent housing and ongoing case management to assure they remain in permanent housing.

Turning Point – Rapid Rehousing – ESG

Turning Point Community Programs operates the Housing Assessment Team (HAT). The HAT program provides engagement and outreach services to individuals and families living unsheltered. The HAT program provided assistance to 5 families and rapidly rehoused a total of 2 households with short-term to medium-term rental assistance.

Children’s Crisis Center – CBDG CV

Children’s Crisis Center of Stanislaus County is dedicated to serving the needs of high-risk children impacted by family crisis. The immediate goal is to reach children at-risk and intervene with protective childcare and shelter before they are harmed. Children’s Crisis Center will expand their respite childcare operations to better accommodate the needs of Modesto residents impacted by the current COVID-19 health crisis. The Children’s Crisis Center continues to operate as the only organization in our region to offer child abuse prevention and intervention services to children in our community; and adheres to the tenets of our mission to aid local children and families through circumstances of crisis and overwhelming stress; and will expand service capacities and outreach to meet an increase in demand for services because of the COVID-19 pandemic. During the program year 2021-2022 Children’s Crisis Center served 324 unduplicated individuals representing 106 families.

CASA of Stanislaus County – CDBG CV

CASA is an intervention and prevention program - working to prevent future incidence of abuse and protecting siblings from similar experiences by assisting child welfare professionals and acting as "the eyes and ears" of the Juvenile court judge. CASA has a proven record of success. Children who have a CASA volunteer and have an opportunity to return to their family spend an average of a year less in the foster care system than those who do not have a CASA volunteer. Children represented by a CASA volunteer are given a voice: someone who investigates, makes recommendations on their behalf, and advocates for services that will directly impact and

benefit them. A total of 39 unduplicated individual youth were served in program year 2021-2022.

Haven Women's Shelter – ESG CV

Haven Women's Center (Haven) offers a variety of supportive services to individuals and families impacted by domestic violence, sexual assault, and human trafficking. Haven operates the only confidential domestic violence shelter in Stanislaus County. Victims fleeing abuse, who are homeless or imminently homeless, are eligible for up to six weeks of shelter. Available services include 24-hour crisis intervention and safety planning, peer counseling, legal advocacy, and support groups for adults and children affected by trauma. Domestic violence has increased during the pandemic. With stress and anxiety levels high in the family household, many families are fleeing from their abusive partner. Due to COVID-19, Haven has limited the amount of people in the shelter to prevent the spread of COVID-19. With the increase of shelter requests and the decrease of availability to Haven's Emergency Shelter, a hotel program was offered as the next safest option for survivors.

Haven assisted 300 unduplicated individuals, for a total of 162 unduplicated households, with shelter and case management for the program year. To help with the containment of COVID-19, Haven sheltered all households in their hotel program. They also provided hand sanitizers and masks as well as ordered food upon request.

Salvation Army Red Shield – ESG CV

The Salvation Army (TSA) has over 106 years of service as a leading nonprofit provider of housing and services for vulnerable people. In the United States, TSA serves individuals and families experiencing homelessness or at-risk of homelessness, with more than 40,000 shelters across the country. Locally, TSA has operated the Berberian Transitional Housing Shelter at the corner of 9th and D Streets in Modesto since 2002. The Salvation Army hired two additional case managers to help close the gap in supportive services for the homeless guests. These services assist in connecting clients to the necessary resources to exit them from homelessness.

CARES Act Funded Programs

In response to the Global Pandemic, the City of Modesto focused on providing economic support through various partners to serve the most vulnerable in the community. Some accomplishment highlights that took place during Program Year 2021-2022 include:

Affordable Housing Acquisition – CDBG

The City recognized that in order to serve the most vulnerable in the community during the pandemic, it needed to create affordable housing situations that could be occupied quickly. The City partnered with Stanislaus County Affordable Housing Corporation (STANCO) to acquire an existing single-family residence that was able to be quickly converted into a non-congregate shared housing option for homeless individuals. This property will be adding an additional 6 units of affordable housing in the coming years.

The initial occupancy of the single-family residence that was converted into a non-congregate shared housing in 2021 served 6 individuals within the first 60 days of operations.

CAMP2HOME – ESG

Through a community-wide visioning and planning process, the City of Modesto identified priorities to develop and implement a comprehensive homelessness action plan that reduced encampments in public spaces, ensured the provision of supportive services, and identified strategies for permanent housing through the following program components:

Street Outreach: Through the Street Outreach component, the Community Health and Assistance Team (CHAT), formerly known as the HEART team, was expanded to engage and build relationships with unsheltered individuals and provide immediate support, intervention, and connections with mainstream social services, shelters, and housing programs. CHAT works closely with sworn police officers to respond to non-violent calls. This alternative response allows sworn officers to focus more on higher priority calls. During the program year 2021-2022, the CHAT Team served 698 unduplicated individuals and made 2,417 contacts with individuals experiencing unsheltered homelessness.

Emergency Shelter: Emergency shelter was prioritized within the Camp2Home initiative to create a pipeline for unsheltered individuals to connect to shelter services. The City provided funding to support and bolster operations of the community's largest shelter, which also includes a low barrier shelter wing. The shelter was able to serve the maximum amount of individuals and still adhere to public health guidelines and maintain social distancing requirements. During the program year of 2021-2022 the shelter served 620 unduplicated individuals.

Job Training: Job Training is a key component of the Camp2Home program in helping individuals to secure permanent employment and permanent housing. The Downtown Streets Team (DST) program aims to end homelessness through workforce training, employment, and employer pipelines.

DST's goal is to end homelessness by restoring dignity and rebuilding the lives of unhoused men

and women by helping team members activate skills and attributes that are necessary to move toward employment, housing, and a better quality of living. This is attained through things like maintaining a schedule, teamwork, accountability, self-confidence and more. Through a Structured Daily Activity (SDA) model, DST team members rebuild all of these as well as regain a sense of pride in, and stewardship of, their community and at the same time gain valuable experience they can list at the top of their resume to overcome long work experience gaps. During the program year 2021-2022, 45 unduplicated individuals participated in this program.

The City of Modesto also funded Downtown Streets Team for a job training program that was not associated directly with the shelters, funded with CDBG and 47 unduplicated individuals were served.

Permanent Employment: Permanent and sustainable employment affords individuals dependent on others for daily survival, the ability to gain independence and control over their own lives. The Downtown Streets Team (DST) and Workforce Development have partnered to train Camp2Home participants for the job market. DST and Workforce Development create ongoing relationships with local employers to ensure program participants fit the needs of each employer and skills necessary for the job. Employers who partner with the City of Modesto to hire Camp2Home graduates will be considered a “fair chance employer.” In addition, after graduating from the program, participants will receive ongoing case management from the Downtown Streets Team for one year. This ongoing case management further assists individuals that have developed a pattern living in “survivor mode” and helps transition them to a thriving, forward-planning lifestyle. During the program year 2021-2022, a total of 32 unduplicated individuals obtained employment: 27 obtained permanent employment and 5 obtained temporary/seasonal employment.

Permanent Housing: Camp2Home considers that securing stable employment is a priority to ensure housing success. Therefore, as individuals graduate from the job training program and obtain gainful and sustainable employment, they are eligible for the next step in the process – rapid rehousing assistance.

The Downtown Streets Team provides case management as part of the rapid rehousing assistance to help individuals connect to resources that improve their safety and well-being as well as achieve long-term housing and employment goals. This includes providing or ensuring that households have access to resources related to income and healthcare benefits, and employment and community-based services so they can continue rent payments independently when rental assistance ends. During program year 2021-2022 a total of 21 unduplicated individuals were permanently housed.

Comparison of the proposed versus actual outcomes for each outcome measure submitted with the consolidated plan and explain, if applicable, why progress was not made toward meeting goals and objectives. 91.520(g)

Categories, priority levels, funding sources and amounts, outcomes/objectives, goal outcome indicators, units of measure, targets, actual outcomes/outputs, and percentage completed for each of the grantee’s program year goals.

Goal	Category/ Funding Source	Indicator	Unit of Measure	Expected – Strategic Plan	Actual – Strategic Plan	Percent Complete	Expected – Program Year	Actual – Program Year	Percent Complete	
Improve Quality and Increase Affordable Housing	Affordable Housing	Public Facility or Infrastructu re Activities for Low/Moder ate Income Housing Benefit	Households Assisted	47	53	112.76%	0	59	5900%	
	CDBG \$1,651,110 HOME \$2,898,308		Rental Units Constructed	Household Housing Units	117	0	0%	8	0	0%
			Rental Units Rehabilitate d	Household Housing Units	40	0	0%	0	0	0%
			Homeowner Housing Rehabilitate d	Household Housing Units	90	49	54.44%	20	10	50%
			Housing for Homeless Added	Household Housing Units	103	103	100%	0	0	0%

Goal	Category/ Funding Source	Indicator	Unit of Measure	Expected – Strategic Plan	Actual – Strategi c Plan	Percent Complete	Expected – Program Year	Actual – Program Year	Percent Complete
Working Towards Ending Homelessness	Homeless	Public service activities other than Low/Moder ate Income Housing Benefit	Persons Assisted	9400	6813	72.47%	42	6417	15278.57 %
	CDBG \$45,000 CDBG-CV \$231,000 ESG \$133,748 ESG-CV \$1,505,035								
Access to Jobs, Education, and Other Services	Non-Housing Community Development	Public service activities other than Low/Moder ate Income Housing Benefit	Persons Assisted	650	2897	445.69%	1759	715	40.64%
	CDBG \$234,282 CDBG-CV \$192,000	Jobs Created/Ret ained	Jobs	5	47	940%	83	0	0%
		Businesses Assisted	Businesses Assisted	28	45	160.71%	83	0	0%
		Other	Other	6250	1250	20%	1250	0	0%

Goal	Category/ Funding Source	Indicator	Unit of Measure	Expected – Strategic Plan	Actual – Strategic Plan	Percent Complete	Expected – Program Year	Actual – Program Year	Percent Complete
Enhance Infrastructure and Public Facilities	CDBG \$1,822,787	Public Facility or Infrastructu re Activities for Low/Moder ate Income Housing Benefit	Persons Assisted	6000	0	0%	4000	0	0%
Admin	CDBG \$1,055,797 CDBG-CV \$247,153 HOME \$689,118 ESG \$28,371								

Table 1 - Accomplishments – Program Year & Strategic Plan to Date

In April 2019 the City was awarded CARES Act funding as a direct entitlement community. Because the PY 2021 Annual Action Plan was not in place at that time, HUD directed the City to amend the PY 2019 Annual Action Plan. The PY 2019 Annual Action Plan was the 5th year of the 2015-2020 Consolidated Plan and therefore the outcomes associated with the CARES Act funds are not associated to the PY 2021 goals outlined in Table 1; however, HUD has instructed the City to report CARES Act accomplishments in the PY 2021 CAPER. As a result, the Actual Program year numbers and related percentage completion numbers reflected on Table 1 - Accomplishments may far exceed the annual goals due to the increase in CARES Act funding and services.

Assess how the jurisdiction's use of funds, particularly CDBG, addresses the priorities and specific objectives identified in the plan, giving special attention to the highest priority activities identified.

The City of Modesto's Consolidated Plan identified a total of 5 Priority Need areas broadly categorized as:

- Affordable Housing
- Addressing and Preventing Homelessness
- Enhance Infrastructure and Public Facilities
- Public Services
- Community and Economic Development

Each CDBG funded activity funded was appropriately vetted to ensure that it met one of the above listed priority needs, and, more importantly, that it met a CDBG National Objective.

The City of Modesto's overall priority is to increase self-sufficiency and economic opportunity for lower- income residents and individuals with special needs so that they can achieve a reasonable standard of living. The City of Modesto's approach to assist lower-income individuals achieve increased self-sufficiency and economic opportunity has been through the provision of a combination of the following: affordable housing; supportive services to maintain independence; investment in lower-income and deteriorating neighborhoods; and in facilities that serve lower-income populations.

The City of Modesto, by focusing on these overall priorities, seeks to address community concerns such as:

- A need for additional affordable housing to address housing problems such as overcrowding, affordability, homelessness, and substandard housing conditions for the City of Modesto's lowest income residents such as acquisition/rehabilitation or construction of multi-family housing projects for large families, homeless, and/or special needs populations;
- Supportive services that increase the ability of seniors, persons with disabilities, and others with special needs to live independently and avoid institutional living situations;
- A network of shelter, housing, and support services to prevent homelessness, move the homeless to permanent housing and independence, and decrease the number of homeless households with children; and Programs that promotes economic development and creates jobs, and that increase the job skills of potential employees from the targeted lower-income groups.

This Program Year, the City funded activities that addressed the following Consolidated Plan priority areas:

- **Affordable Housing:**

- The City funded 10 homeowner housing rehabilitation loans to low-income households.
- 835 California Ave: Partnered with Stanislaus County Affordable Housing Corporation for the acquisition of 835 California Ave, Modesto to house COVID-19 vulnerable individuals. This property will be used to develop up to 6 additional permanent affordable housing units on site once funding sources are secured.
- Archway Commons: The City continued its partnership with EAH Inc. to construct Phase II of the Archway Commons Apartment complex. This project will produce 74 rental units. The project broke ground on June 30, 2021 and is scheduled to be completed in the winter of 2022.
- 112 James Street: The City partnered with Stanislaus Equity Partners and Stanislaus County Affordable Housing Corporation to acquire a newly constructed 7-unit apartment. This project adds 7 units of permanent affordable housing to our community with funding from the State of California.

- **Addressing and Preventing Homelessness**

- Partnered with four (4) homeless service providers to address homelessness through homeless prevention and rapid rehousing.
- Continued the Camp2Home program to break the circle of homelessness; from outreach, shelter services, robust job training, permanent employment, and permanent rehousing.

- **Enhance Infrastructure and Public Facilities:**

- Boys and Girls Club: The City partnered with Parks Planning and the Boys and Girls Club when it was determined that its current site is no longer fit the program. The collaboration determined that moving the modular from Martin Luther King Jr Park to 920 Sunset Ave would allow the Boys and Girls club the ability to expand operations. The City approved this move and agreed to fund Parks Planning for the installation and rehabilitation of the modular unit with CDBG. This site also opened the opportunity for the Boys and Girls club to collaborate with First Tee of Central Valley, another non-profit that increases the Boys and Girls Club access to schools located at the heart of the City's low-income community. The new location is also close enough that the existing participants can still be included in the program.

- Ralston Towers: Is a small City park currently under development by the City’s Park and Recreation Department to renovate and include features such as: an open area for Tai Chi, seating area, drinking fountain, and low-impact and durable exercise features designed to improve strength, balance, and coordination. This park is a public facility open to all citizens.
- **Public Services:**
 - Provided CDBG and CDBG-CV public service grants to thirteen 13 non-profit service providers to provide essential services to low-income individuals and households.
 - Fair Housing: Partnered with Project Sentinel to provide services such as fair housing discrimination investigation and tenant-landlord dispute resolution.
- **Community and Economic Development**
 - VOLT Scholarship Program assisted individuals affected by the COVID-19 pandemic with scholarships used for training at VOLT institute.
 - Bay Valley Foundation’s Tech Code Academy served local adult students with in-demand digital courses to prepare them for internships and entry-level positions.

CR-10 - Racial and Ethnic composition of families assisted

Describe the families assisted (including the racial and ethnic status of families assisted).

91.520(a)

	CDBG	HOME	ESG
White	2038	0	3173
Black or African American	207	0	630
Asian	81	0	135
American Indian or American Native	75	0	136
Native Hawaiian or Other Pacific Islander	16	0	37
Other	234	0	30
Total	2651	0	4544

Hispanic	1370	0	1345
Not Hispanic	1281	0	3199

Table 2 – Table of assistance to racial and ethnic populations by source of funds

Narrative

The demographic numbers reported in this table represent unduplicated individuals served via all PY 2021-2022 funded activities, including but not limited to, public services, housing programs, homeless services, and CARES Act funded programs.

The City of Modesto offers services and programs to eligible households regardless of race or ethnicity of Modesto. Beneficiary demographic data is collected and validated throughout the program year. The demographic data reported in this table is a representation of beneficiaries served through each entitlement program during Program Year 2021-2022.

CR-15 - Resources and Investments 91.520(a)

Identify the resources made available

Source of Funds	Source	Resources Made Available	Amount Expended During Program Year
CDBG	CDBG	\$5,371,117	\$2,336,593
HOME	HOME	\$4,109,224	\$1,754,840
ESG	ESG	\$164,549	\$120,644
CDBG-CV	CDBG-CV	\$2,385,772	\$316,149
ESG-CV	ESG-CV	\$3,928,372	\$2,074,174

Table 3 - Resources Made Available

Narrative

Table 3 identifies the resources made available and expended during the program year. Resources made available in PY 2021 include program income received and carryover funds from previous program years. Any unexpended resources will be carried over into the following program year.

The City of Modesto made available CARES Act funding during PY 2020 and 2021. The City was awarded a total of \$2,385,772 in CDBG-CV funds and to date has expended \$1,494,326. The City was also awarded \$3,928,372 in ESG-CV funds and to date has expended \$2,074,174. These funds have been allocated in program years 2019, 2020, and 2021 and the City continues to respond to the needs of the community as it relates to addressing and preventing COVID-19.

Identify the geographic distribution and location of investments

Target Area	Planned Percentage of Allocation	Actual Percentage of Allocation	Narrative Description
LOW INCOME CENSUS TRACTS	-	-	See Narrative description below

Table 4 – Identify the geographic distribution and location of investments

Narrative

The City of Modesto did not identify target areas for the geographic distribution of investments. However, the City of Modesto uses all CDBG, ESG, and HOME funds to primarily benefit low-income households and individuals (at or below 80% of the Area Median Income). Area based projects are distributed only within low-income Census Block Groups as designated by HUD.

If 51 percent or more of the households in a given Census Block Group qualify as low- or moderate-income, or 51 percent or more of the population are members of minority groups, then the Block Group is defined as an area of low-income concentration.

Leveraging

Explain how federal funds leveraged additional resources (private, state and local funds), including a description of how matching requirements were satisfied, as well as how any publicly owned land or property located within the jurisdiction that were used to address the needs identified in the plan.

The City was able to leverage additional resources in several of its projects. Leverage amounts are listed under each program section below:

CDBG Leverage:

Project Name	CDBG Funds Committed	Leverage Amount	Leverage Source
Bay Valley Foundation	\$100,000	\$242,000	Private Funds
Public Services	\$334,000	\$1,274,592	Federal, State, Local, Private, Other
Total	\$434,000	\$1,516,592	

HOME – 25% Match Requirement

There were no projects funded with HOME during the PY 2021.

Project Name	Funds Committed	Minimum Match Required	Match Contributed	Excess Match	Match Source
N/A	N/A	N/A	N/A	N/A	N/A
Total	0	0	0	0	

ESG – 100% Match Requirement

For the ESG program, the City of Modesto required that ESG sub-recipients provide a dollar-for-dollar match for ESG funds received. Typically, the City of Modesto is able to generate significantly more match than the amount required through its allocation of CDBG funds for

ESG activities and primarily through the cash and non-cash contributions provided by ESG sub-recipients as a result of the generosity of their donors, supporters, and other funders. However, the CARES Act waivers waived the dollar-for-dollar match requirements for both program years 2020 and 2021.

A total of \$360,436 was contributed as match in PY 2021 from both ESG entitlement and ESG CARES act funding.

Publicly Owned land to address needs identified in the Consolidated Plan

During PY 2021, the City continued to work with EAH for the planning and development of Archway Commons Phase II, a 74-unit multi-family affordable housing project. This site was previously owned by the City and has been transferred to EAH for this housing development. In PY 2019, the City and EAH were successfully awarded a \$14,276,157 Affordable Housing and Sustainable Communities grant from the State of California for this project and successfully closed during the PY 2020. The total project cost is \$32,842,807 with a leverage amount of \$31,442,807. This project has estimated completion date of first quarter 2023.

In 2019, the State of California took several actions to make state and local public lands available for affordable housing development including:

- An executive order to make excess state land available for affordable housing
- Connecting affordable housing developers to local surplus land and strengthening enforcement of the Surplus Lands Act
- Requiring cities and counties to inventory and report surplus and excess local public lands to include in a statewide inventory

In compliance with the Surplus Lands Act, the City is currently compiling an inventory of all city owned surplus properties. Staff has begun reviewing the inventory of city owned surplus property. Currently six properties were identified as surplus for affordable housing projects. Staff is working closely with the Housing Authority and local affordable housing developers to complete the scope of work and move forward with these projects.

In addition, the City of Modesto is facilitating the Housing Authority's property acquisition efforts of a portion of a property located at 1500 Robertson Road Modesto CA, which is currently owned by the Tuolumne River Regional Park Joint Powers Authority (composed of the Cities of Ceres, Modesto, and County of Stanislaus). The Housing Authority plans to build 92 affordable housing units and related improvements on approximately 4 acres of land. The project, by the name of Parque Rio, will provide much needed housing for low-income families (70 units) and seniors (22 units).

HOME Program

Fiscal Year Summary – HOME Match	
1. Excess match from prior Federal fiscal year	\$42,270,030.44
2. Match contributed during current Federal fiscal year	\$0.00
3. Total match available for current Federal fiscal year (Line 1 plus Line 2)	\$42,270,030.44
4. Match liability for current Federal fiscal year	\$0.00*
5. Excess match carried over to next Federal fiscal year (Line 3 minus Line 4)	\$42,270,030.44

Table 5 – Fiscal Year Summary - HOME Match Report

* Match Liability per PR33 Report.

FY 2020 HOME Match Reductions Waiver

The City of Modesto applied for and was approved for 100% match reductions granted for FY 2020 due to fiscal distress, severe fiscal distress, Presidential disaster declarations, and reductions due to the COVID-19 pandemic. These match reductions were made available to affected states and local jurisdictions through [CPD Memo: Availability of Waivers and Suspensions of the HOME Program Requirements in Response to COVID-19 Pandemic, dated April 10, 2020. This match reduction waiver is in effect from October 19, 2019 until September 30, 2022 and applies to funds expended by a PJ for FY 2020, FY 2021, and FY 2022.](#)

HOME Match Contribution for the Federal Fiscal Year								
Project No. or Other ID	Date of Contribution	Cash (non-Federal sources)	Foregone Taxes, Fees, Charges	Appraised Land/Real Property	Required Infrastructure	Site Preparation, Construction Materials, Donated labor	Bond Financing	Total Match
N/A	N/A	N/A	N/A	N/A	N/A	N/A	N/A	N/A

HOME PROGRAM INCOME

Program Income – Enter the program amounts for the reporting period				
Balance on hand at beginning of reporting period	Amount received during reporting period	Total amount expended during reporting period	Amount expended for TBRA	Balance on hand at end of reporting period
\$	\$	\$	\$	\$
\$791,889	\$157,593	\$512,725	\$0.00	\$452,453

Table 6 – HOME Program Income

Balance Reported per IDIS PR09 Report

Minority Business Enterprises and Women Business Enterprises – Indicate the number and dollar value of contracts for HOME projects completed during the reporting period

	Total	Minority Business Enterprises				White Non-Hispanic
		Alaskan Native or American Indian	Asian or Pacific Islander	Black Non-Hispanic	Hispanic	
Contracts						
Number	0	0	0	0	0	0
Dollar Amount	0	0	0	0	0	0
Sub-Contracts						
Number	0	0	0	0	0	0
Dollar Amount	0	0	0	0	0	0
	Total	Women Business Enterprises	Male			
Contracts						
Number	0	0	0			
Dollar Amount	0	0	0			
Sub-Contracts						
Number	0	0	0			
Dollar Amount	0	0	0			

Table 7 - Minority Business and Women Business Enterprises

Minority Owners of Rental Property – Indicate the number of HOME assisted rental property owners and the total amount of HOME funds in these rental properties assisted						
	Total	Minority Property Owners				White Non-Hispanic
		Alaskan Native or American Indian	Asian or Pacific Islander	Black Non-Hispanic	Hispanic	
Number	0	0	0	0	0	0
Dollar Amount	0	0	0	0	0	0

Table 8 – Minority Owners of Rental Property

Relocation and Real Property Acquisition – Indicate the number of persons displaced, the cost of relocation payments, the number of parcels acquired, and the cost of acquisition						
Parcels Acquired		0	0			
Businesses Displaced		0	0			
Nonprofit Organizations Displaced		0	0			
Households Temporarily Relocated, not Displaced		0	0			
Households Displaced	Total	Minority Property Enterprises				White Non-Hispanic
		Alaskan Native or American Indian	Asian or Pacific Islander	Black Non-Hispanic	Hispanic	
Number	0	0	0	0	0	0
Cost	0	0	0	0	0	0

Table 9 – Relocation and Real Property Acquisition

CR-20 - Affordable Housing 91.520(b)

Evaluation of the jurisdiction's progress in providing affordable housing, including the number and types of families served, the number of extremely low-income, low-income, moderate-income, and middle-income persons served

Population Type	One-Year Goal	Actual
Number of Homeless households to be provided affordable housing units	29	26
Number of Non-Homeless households to be provided affordable housing units	54	0
Number of Special-Needs households to be provided affordable housing units	8	0
Total	91	26

Table 10 – Number of Households

Service Type	One-Year Goal	Actual
Number of households supported through Rental Assistance	63	64
Number of households supported through The Production of New Units	8	0

Service Type	One-Year Goal	Actual
Number of households supported through Rehab of Existing Units	20	10
Number of households supported through Acquisition of Existing Units	0	0
Total	91	74

Table 11 – Number of Households Supported

Discuss the difference between goals and outcomes and problems encountered in meeting these goals.

Tables 10 and 11 represent households served or units generated with the CDBG, CDBG-CV, ESG, ESG-CV, and HOME funding resources.

Table 10 represents the various households that were provided new units of housing through rental assistance, new construction, and/or rehabilitation of funded units. Households served in table 10 are broken out as follows:

- 26 Homeless Households were provided affordable housing units through the funding of the following rapid rehousing providers:
 - 24 Households - Downtown Streets Team
 - 2 Households - Turning Point

Table 11 represents the various households that were provided new units of housing through newly rented, new construction, and/or rehabilitation of units. Households served in table 11 are broken out as follows:

- 64 households received rental assistance
 - 38 Households - CHSS, Family Promise (homeless prevention)
 - 24 Households - Downtown Streets Team (rapid rehousing)
 - 2 Households - Turning Point (rapid rehousing)
- 10 homeowner housing units were rehabilitated

The production of 8 new units for special needs population was expected through the 416 E. Coolidge Project. The project experienced delays during PY 2020 and 2021. This project will be completed in PY 2022 and will be reported in the 2022 CAPER.

In addition, the production of 35 new units for special needs population was expected through the 0 Vine Street Project. This project is still in early predevelopment and is expected to begin development in PY 2022.

Due to COVID-19 restrictions, the homeowner rehabilitation program served half of its anticipated 20 households. In PY 2022, we are anticipating to return to normal operating level.

Discuss how these outcomes will impact future annual action plans.

Because 416 E. Coolidge and Archway Commons will be completed in PY 2022, accomplishment numbers for this project will be reported in the FY 2022-2023 CAPER, and we anticipate to exceed our PY2022 goals.

The City of Modesto will continue working with its partners to expand the supply of affordable housing units in the coming annual action plan program year. The City continues to have dialogue with affordable housing developers and the local Continuum of Care to identify potential resources and housing projects to address the housing needs of homeless and non-homeless population within the low-income spectrum in the City of Modesto.

Include the number of extremely low-income, low-income, and moderate-income persons served by each activity where information on income by family size is required to determine the eligibility of the activity.

Number of persons Served	CDBG Actual	HOME Actual
Extremely Low-income	2,182	0
Low-income	256	2
Moderate-income	186	0
Non-Moderate-Income	27	
Total	2,651	0

Table 12 – Number of Persons Served

Narrative Information

The figures on this table reflect individuals served via the City’s CDBG Public Service Program (680 persons), Housing Rehabilitation program (10 persons), CDBG-CV Public Service Program (1,971 persons), and HOME Homebuyer project (2 households).

Worst-Case Housing Needs

Worst-case housing needs are defined as low-income renter households who pay more than half their income for rent or live in seriously substandard housing (includes homeless people) or have been involuntarily displaced. The City of Modesto serves the worst-case needs by working with the Housing Authority, public service agencies, and with the Community System of Care to maintain an umbrella of services to assist residents in their time of need. The City works with dozens of community partners to leverage funds, maximize the impact, and help more residents. These partnerships, and the programs and initiatives developed by the city, provide a path to a promising future by creating affordable housing, facilitating essential health and educational services, and investing in community improvements. Through the Camp2Home initiative, the City's Community Development Division partnered with the City of Modesto Police Department to expand the Community Health and Assistance Team (CHAT) to engage and build relationships with unsheltered individuals and provide immediate support, intervention, and connections with mainstream social services, shelters, and housing programs. CHAT works closely with uniformed police officers to respond to non-violent calls. This alternative response allows uniformed officers to focus more on higher priority calls and the alternate response model allows CHAT to connect worst case housing needs individuals with appropriate and alternative resources. During the program year 2021-2022, the CHAT Team served 698 unduplicated individuals and made 2,417 contacts with individuals experiencing unsheltered homelessness.

Further, the City's efforts to addressing the worst-case needs included the assistance to low-income households via the City's Homeowner Rehabilitation Program. Prior to participating in the program, many of the units assisted were considered substandard housing units in need of major health and safety related improvements and/or improvements to assist persons with disabilities in making their homes more accessible.

In a local rental housing market where rental costs have significantly increased, lower income households have a higher likelihood of being cost burdened, paying more than half their income for rent, and/or live in substandard housing. For worst-case housing needs, households that are paying more than half their income for rent, the City's efforts at addressing their needs consisted of partnerships with local affordable housing providers and/or public service providers through the investment of federal resources to assist such households via rental assistance programs, and/or programs that assist households realize cost savings such as childcare programs, and food assistance.

In addition, the City funded economic development programs (VOLT Institute and Bay Valley Foundation's Tech Code Academy) aimed at providing job training opportunities with the end

goal of increasing the incomes of low-income households. The City also partnered with Downtown Streets Team in order to provide job training to homeless individuals with the intent of teaching them skills to land stable jobs and work toward permanent housing and self-sufficiency.

In response to COVID-19, the US Congress passed the CARES Act in March 2020 which provided several rounds of CDBG and ESG funding to aid in efforts at addressing the economic impacts of the pandemic. In addition, the American Rescue Plan Act of 2021 provided funding with the intent that communities provide relief to address the impact of COVID-19.

Helping Needs of Persons with Disabilities

All program partners are dedicated to serving all people regardless of physical or mental impairment, includes, but is not limited to, examples of conditions such as orthopedic, visual, speech and hearing impairments, cerebral palsy, autism, epilepsy, muscular dystrophy, multiple sclerosis, cancer, heart disease, diabetes, Human Immunodeficiency Virus (HIV), developmental disabilities, mental illness, drug addiction, and alcoholism. Below are some of the programs that specialize in addressing this need:

The City of Modesto continued to partner with Stanislaus County Affordable Housing Corporation (STANCO) on affordable housing projects that serve mental health clients, a population at high-risk of homelessness. The units they produce and manage are ADA accessible and are tailored with the tenants' medical team to meet these accommodations.

Further, ESG funds were used to partner with Family Promise, Center for Human Services and Community Housing and Shelter Services to assist households at risk of homelessness or those who are homeless. Services provided were related to shelter and homeless prevention and rapid rehousing.

CR-25 - Homeless and Other Special Needs 91.220(d, e); 91.320(d, e); 91.520(c)

Evaluate the jurisdiction's progress in meeting its specific objectives for reducing and ending homelessness through:

Reaching out to homeless persons (especially unsheltered persons) and assessing their individual needs

The City of Modesto is a partner in the Stanislaus Community System of Care's (CSOC) (the local Continuum of Care - CoC) effort to move all population types from homelessness towards permanent housing and independent living opportunities through a network of affordable

housing options linked to wraparound supportive services. During this past year, the City continued to partner with the CSOC to continue local participation with the community wide coordinated entry system (CES) under which ongoing street outreach is being conducted to assess and determine the needs of unsheltered persons. The following programs were carried out within the community with relation to reaching out to homeless persons:

- ***Center for Human Services – Street Outreach***

The City partnered with Center for Human Services by awarding ESG funds to assist with the street outreach program targeting homeless youth within the community. The program provided street outreach and navigation/case management services specifically targeted toward Modesto youth, ages 13-24 years of age who are homeless and unsheltered. Program staff worked directly with the Community System of Care's Homeless Outreach & Engagement team through the Access Center. The program's objective is to become familiar with youth hangouts and become a consistent presence among the youth with the end goal of engaging homeless youth and connecting them to services including access to shelter, housing, and/or support services. During this program year the program was able to contact 80 youth and engage 22 into support services.

- ***Community Assessment, Response, and Engagement (CARE) Multidisciplinary (MDT) personnel strategy:***

The Community Assessment, Response, and Engagement (CARE) Multidisciplinary (MDT) personnel strategy is a joint City of Modesto and Stanislaus County strategy.

The CARE Team mission is to facilitate the expedited identification, assessment, and linkage of homeless individuals to housing and supportive services within Stanislaus County subject to the provisions of the Welfare and Institutions Code (WIC) section 18999.8. This WIC Code section was added effective January 1, 2018, to authorize California counties to establish multidisciplinary personnel teams to address homelessness within the County.

Every CARE Team member is tasked with conducting outreach and engagement. The strength of the CARE Team comes from the ability to leverage experience and expertise from multiple disciplines when assisting a CARE client. During the initial and on-going client contacts, rapport is developed, and client issues are identified and prioritized. When issues are general, CARE Team members will link the client to a resource; whereas when the need is more specific, the relevant team member provides specialized care. For example, when the CARE Team identifies a CARE client who has agreed to take a mental health assessment, the CARE Team clinician will respond to the location to provide brief counseling, and schedule and conduct the mental health assessment. The need for this type of service was

identified during the CARE planning process, and by implementing this, the CARE program is utilizing an innovative approach to meet the needs of the CARE population.

In June 2020, Stanislaus County Board of Supervisors voted to expand this program calling it CARE 2.0. CARE 2.0 focuses on helping to restore non-severe mentally ill individuals who are not connected or engaged in services and who cause significant distress in the community and for themselves. Through County-wide law enforcement contact data, incarceration data, and emergency room utilization, this information helps further define CARE clients and the participation needs of the partner cities providing city resources. In 2021, the Board approved the implementation strategy and funding for this initiative.

- **Community Health and Assistance Team (CHAT)**

Through a partnership with the City's Community Development Division, the Modesto Police Department created the Community Health and Assistance Team (CHAT). CHAT engages with homeless individuals to build relationships, links them to mainstream services, and connects them with shelter and housing programs. CHAT works with sworn police officers to respond to non-violent calls allowing sworn officers to focus on higher risk calls. As part of the strategic approach, the City implemented a data collection tool utilizing GIS technology using the ArcGIS Survey123 application. A planning work group of service providers, shelter providers, behavioral health and mental health providers, Sherriff and Probation departments, developed the survey. The application allows a fully customizable data collection tool which not only collects federally mandated data that assists the City to make strategic decisions to address homelessness.

An interaction with an individual experiencing homelessness previously took 20-30 minutes per interaction. Outreach workers can now ask targeted questions that assess an individual's situation and record responses that can be analyzed with a few minutes. CHAT has made 3,358 contacts with unsheltered individuals and provided over 3,000 services throughout the City. The implementation of the ArcGIS Survey123 has increased the productivity and efficiency with a time savings of about 614 hours, and previously this engagement would have been done by sworn officers. The daily average of homeless-related calls for service is 34, each taking 25 minutes, saving approximately \$540 in on average per day. The diversion of calls resulted in significant resource savings improved response times for calls that require the attention of a sworn officer.

CHAT Outreach Data

Services and Needs

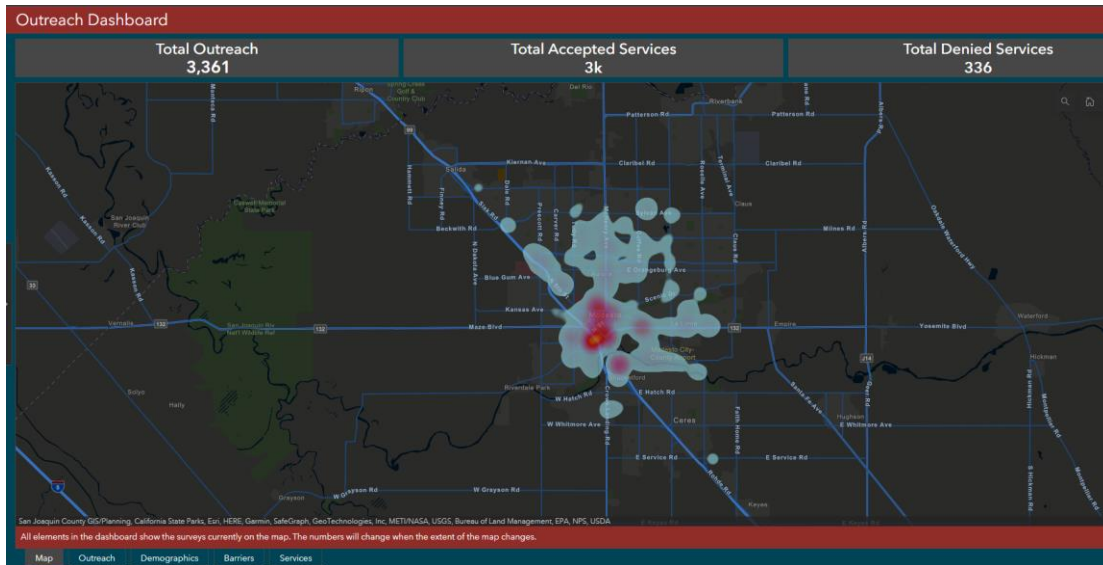


Image Dated August 4, 2022

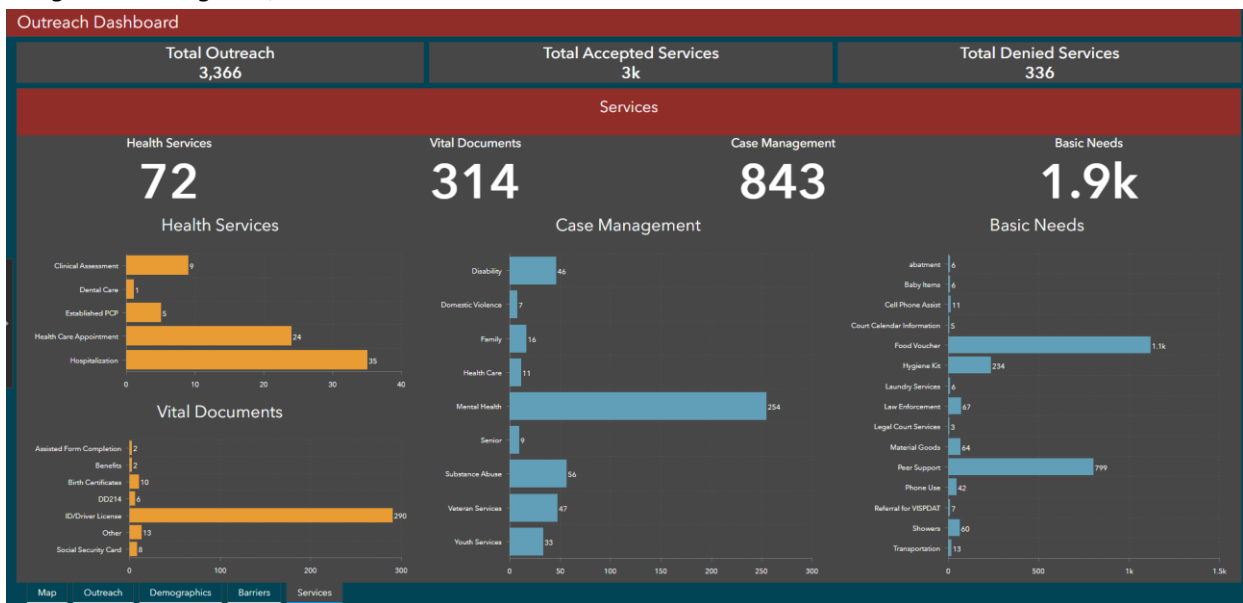


Image Dated August 4, 2022

<https://www.modestogov.com/2785/Camp2Home-Street-Outreach-Dashboard>

Sheltered

Addressing the emergency shelter and transitional housing needs of homeless persons

As the county seat of Stanislaus County, the City of Modesto is where most services (including shelter and transitional housing) are located in Stanislaus County. Therefore, many people

experiencing homeless who utilize available services congregate in Modesto. The City of Modesto uses CDBG public service and ESG funds to support emergency shelter providers and has utilized CDBG funds to acquire new properties for additional transitional housing beds.

Emergency Shelter:

In Program Year 2021-2022, the City of Modesto continued its partnership with Salvation Army, Modesto Citadel by awarding ESG-CV grant funds in the amount of \$91,838 to support the Salvation Army's 9th Street Berberian emergency shelter. The Salvation Army has a Case Management Team designed to interrupt the cycle of homelessness and recidivism using case management and partnerships to move individuals from being homeless to permanent housing. This program utilizes the different resources of the Salvation Army Shelter and Transitional Living Center as well as partnerships with Community Impact Central Valley, Stanislaus County Affordable Housing Corporation, The Stanislaus County Sheriff's Department, and many other collaborated resources to identify clients who show stability and desire to move from homelessness to permanent housing.

Youth Shelter – Youth Navigation Center:

The City continued to work closely with the Center for Human Services in the development of the Youth Navigation Center. The Youth Navigation Center was completed and offers a continuum of youth services for homeless and runaway youth (13-24 years old). This location houses the following wrap-around services for youth:

- Street outreach and engagement services
- Homelessness prevention & diversion services
- Coordinated entry and assessment
- Crisis/Drop-in and Shelter for 13–17-year-old (8 beds)
- Crisis/Drop-in and Low-Barrier Shelter for 18–24-year-old (24 beds)
- Transitional housing for 18–24-year-old (15 beds)
- Access to housing services including permanent housing slots designed for youth with diverse circumstances
- On-site education and employment services

This project began full operations during winter 2021, and in the first 60 days they served 53 unduplicated individuals.

Youth Housing – Pathways Program:

The City continued its support of Center for Human Services Pathways program by awarding a CDBG grant in the amount of \$40,000 to help with essential program services. Pathways is a

15-bed transitional housing program that addresses the need for shelter and support services for homeless youth 18 to 21 years of age for up to 24 months. Using a positive youth development and trauma informed approach, Pathways promotes the social and emotional wellbeing of the young people it serves. Program goals for youth served at Pathways are obtaining employment, locating stable housing, and having supportive relationships. Additional support services available to youth include basic life skills, job acquisition and maintenance skills training, assistance with obtaining medical care and advancing educational opportunities, service-learning opportunities, recreation, referral and after care services.

Helping homeless persons (especially chronically homeless individuals and families, families with children, veterans and their families, and unaccompanied youth) make the transition to permanent housing and independent living, including shortening the period of time that individuals and families experience homelessness, facilitating access for homeless individuals and families to affordable housing units, and preventing individuals and families who were recently homeless from becoming homeless again

The City of Modesto, its ESG subrecipients, the CSOC, and other partners have been especially strategic in creating housing opportunities that will stably house and promote the self-sufficiency of these subpopulations of persons experiencing homelessness. ESG subrecipients have also had to find strategic ways to assist clients find housing and keep their housing. Through coordinated entry and consistent communication, the following are key highlights of the Community System of Care's efforts in 2021-2022.

Coordinated Entry:

The Stanislaus Community System of Care (CSOC) continues to manage the Coordinated Entry System (CES) to coordinate the intake, assessment, and referral process within the Continuum of Care (CoC) and efficiently expand the system's ability to deliver the appropriate resources to individuals and families who are experiencing homelessness.

This system is used to guide the evaluation of individuals' and families' eligibility for assistance, and to direct the determination and prioritization of how eligible individuals and families will be referred to services through a monitored assessment. The assessment then determines housing match & prioritization, documentation & housing navigation, and housing placement. The CES ensures that homeless individuals and families are placed in the appropriate housing model for their individual needs and access level.

The CoC uses the Coordinated Entry System to prepare homeless individuals to be housed and to match individuals and families with housing opportunities. During the 2021-2022 program

year 3,666 total unduplicated individuals were enrolled into the Community's Coordinated Entry System. Many of the housing opportunities included services supported by local service providers, including budgeting, behavior health, and general counseling. In addition, these individuals and families received a housing choice voucher that can be used to obtain housing in other areas. Through intensive case management, these individuals and families will have the opportunity to remain and retain permanent affordable housing.

Coordinated Entry meetings are held weekly with all local housing providers and outreach staff where CoC homeless service providers can assist with housing placement.

Empire Migrant Center:

Supported by the Community System of Care and Stanislaus Homeless Alliance, the Stanislaus County Community Services Agency's (CSA) in partnership with the Housing Authority, sheltered homeless families during the cold-weather months in vacant family units at the Empire Migrant Center. The Empire Migrant center consists of 90 dwelling units used for farmworker housing from April to October each year. This project allowed CSA to use 22 units and served 21 homeless families during the months of November through March. In 2021-2022 103 case management services and 6 employment services/employment connections were provided to program participants. This project is a multi-year partnership allowing the County's Community Services agency to place homeless families each winter in housing and provide case management services with a goal to permanently house homeless households.

The Family Housing Facility:

In coordination with the countywide strategy to address the critical issue of homelessness especially as it affects families with school aged children, Stanislaus County entered into a five-year lease with a motel located at 1128 South 9th Street in Modesto. The property has 21 units and a three-room office space.

In November 2019, the Community Services Agency began operations of a year-round shelter for families using the successful model implemented at the Empire Cold Weather Family Shelter. The Family Housing Facility (FHF) operates 24 hours a day with onsite property management. CSA has contracted with the Stanislaus County Affordable Housing Corporation for property management that includes security.

The target population served at FHF are families who meet the following criteria: currently being case managed in CSA's HSP unit, have used all available temporary shelter nights, are still engaged in permanent housing search and have been unsheltered the longest from date of referral to the HSP program. Due to the room capacity, consideration is made to match small sized families.

Community Services Agency (CSA) works in partnership with Community Housing and Shelter Services (CHSS) for placement at FHF. CHSS services include primary case management oversight which include, assisting participants with household budget, understanding their income, housing options, completing housing application), landlord outreach and housing search workshops, working with families to remove barriers to self-sufficiency, and connecting families to applicable and relevant community resources.

During the 2021-2022 program, year 112 families were served, and 367 case management services and 39 employment services/employment connections were provided to program participants. This program has run at full capacity during this program year.

Camp2Home:

Through a community-wide visioning and planning process, the City of Modesto identified priorities to develop and implement a comprehensive homelessness action plan that reduced encampments in public spaces, ensured the provision of supportive services, and identified strategies for permanent housing through the following program components:

Street Outreach: Through the Street Outreach component, the Community Health and Assistance Team (CHAT), formerly known as the HEART team, was expanded to engage and build relationships with unsheltered individuals and provide immediate support, intervention, and connections with mainstream social services, shelters, and housing programs. CHAT works closely with sworn police officers to respond to non-violent calls. This alternative response allows sworn officers to focus more on higher priority calls. During the program year 2021-2022, the CHAT Team served 698 unduplicated individuals and made 2,417 contacts with individuals experiencing unsheltered homelessness.

Emergency Shelter: Emergency shelter was prioritized within the Camp2Home initiative to create a pipeline for unsheltered individuals to connect to shelter services. The City provided funding to support and bolster operations of the community's largest shelter, which also includes a low barrier shelter wing. The shelter was able to serve the maximum amount of individuals and still adhere to public health guidelines and maintain social distancing requirements. During the program year of 2021-2022 the shelter served 620 unduplicated individuals.

Job Training: Job Training is a key component of the Camp2Home program in helping individuals to secure permanent employment and permanent housing. The Downtown Streets Team (DST) program aims to end homelessness through workforce training, employment, and employer pipelines.

DST's goal is to end homelessness by restoring dignity and rebuilding the lives of unhoused men and women by helping team members activate skills and attributes that are necessary to move toward employment, housing, and overall a better quality of living. This is attained through things like maintaining a schedule, teamwork, accountability, self-confidence and more. Through a Structured Daily Activity (SDA) model, DST team members rebuild all of these as well as regain a sense of pride in, and stewardship of, their community and at the same time gain valuable experience they can list at the top of their resume to overcome long work experience gaps. During the program year 2021-2022, 45 unduplicated individuals participated in this program.

The City of Modesto also funded Downtown Streets Team for a job training program that was not associated directly with the shelters, funded with CDBG and 47 unduplicated individuals were served.

SCRG Creation:

The City and County have continued to partner in a multijurisdictional agreement called the Stanislaus Community Response Guidelines for Individuals Experiencing Homelessness (SCRG).

Certain locations within the City are under the jurisdiction and control of the State or County, which complicates the procedure for enforcing encampments on the City's side.

This agreement standardizes how to address encampments crossing City or County lines to significantly increase the probability of successful outcomes for all involved: those experiencing homelessness, responding staff, and the community.

Helping low-income individuals and families avoid becoming homeless, especially extremely low-income individuals and families and those who are:

- **likely to become homeless after being discharged from publicly funded institutions and systems of care (such as health care facilities, mental health facilities, foster care and other youth facilities, and corrections programs and institutions); and**
- **receiving assistance from public or private agencies that address housing, health, social services, employment, education, or youth needs.**

The City of Modesto has been working in collaboration with the local Continuum of Care (now named CSOC) for over 19 years to improve services to the homeless and those at risk of becoming homeless. The following are key highlights of the work being conducted in our community to assist individuals and families avoid becoming homeless:

CARE Team

The City of Modesto Police Department's CHAT team works closely with the CARE Team, Stanislaus County Sheriff's Office, and Stanislaus County Probation Office to help avoid homelessness for those that have been released from incarceration.

Stanislaus Homeless Alliance

In May 2019, the regional governments, local CSOC, Focus on Prevention, as well as representatives from various shelters and homeless interests came together to form the Stanislaus Homeless Alliance (SHA). This body provides insight and recommendations on homeless issues and other regional homeless projects to the local CoC and federal funding organizations. This body of representatives created a global conversation to the homeless issues at a regional level that provides a barometer for what programs and ideas are working and help improve on the overall response to homelessness in the Region. The City of Modesto's Mayor is a voting member on this board.

Homeless Discharge Coordination:

The City of Modesto continues to be engaged in homeless discharge coordination from health care facilities through the Stanislaus County Hospital & Shelter Partners (SCHSP) meetings. Since April 2019, the Hospital Council of Northern California has coordinated SCHSP monthly meetings with representatives from local hospitals, homeless shelters, public agencies, and stakeholder groups to plan for the discharge of homeless individuals from health care facilities to comply with SB 1152. The objective has been to create a community standard of care and greater connection and cooperation between discharging and receiving providers of services for the homeless. For a major part of 2020-2022, the focus of the SCHSP has been to coordinate on the shelter and treatment of homeless individuals who have been impacted by COVID19.

Center for Human Services - Youth Navigation Center

The City partnered with Center for Human Services to coordinate the needs of homeless and emancipated youth. This partnership included the development of the Youth Navigation Center that serves to help local youth avoid homelessness through outreach, emergency shelter, housing, and other services.

Stanislaus County Behavioral Health and Recovery Services Agency

The City consults and partners with Stanislaus County Behavioral Health and Recovery Services Agency (BHRS) when funding the development of permanent supportive housing projects that are to meet the needs of those with mental health issues to assist in maintaining stabilized housing for this population.

Emergency Rental Assistance Program (ERAP)

Stanislaus County, the City of Modesto, and the Stanislaus Regional Housing Authority partnered to implement a local Emergency Rental Assistance Program (ERAP) supported by funds from the U.S. Department of the Treasury and the State of California. The ERAP assisted households unable to pay rental and utility arrears accrued due to the COVID-19 pandemic from April 1, 2020 to March 31, 2021.

CR-30 - Public Housing 91.220(h); 91.320(j)

Actions taken to address the needs of public housing

The City of Modesto and Stanislaus Regional Housing Authority (Stan Regional) continue to partner on furthering decent, safe, and affordable housing within the City of Modesto. Stan Regional is the largest affordable housing property manager of multi-family and single household public housing units for lower income people in Stanislaus County. According to Stan Regionals' 2022 PHA Plan, Stan Regional currently operates 7,084 affordable and subsidized housing units:

- 737 public housing units, (Includes 647 Stanislaus and 90 Riverbank Public Housing units)
- 1,060 project-based Section 8 units, and (The Housing Authority has 396 project-based units)
- 1135 other Affordable Housing units
- 5,212 housing choice vouchers

The City of Modesto worked in collaboration with the Stanislaus Regional Housing Authority (Stan Regional) by seeking ways to increase and support the maintenance level of permanent supportive housing for special populations and persons with disabilities. The City and Stan Regional have partnered on several housing projects to provide decent and safe affordable housing to low-income families.

In the upcoming program years, the City is planning to continue its partnership with the Housing Authority. Currently pending projects including the following:

- 400 Vine Street:
 - King Kennedy Cottages - 23 units
 - Helen White Court - 11 Units
- 1500 Robertson Road: Parque Rio – 92 units of family and senior housing
- 1612 Sisk Road: The 1612 – 150 units of Workforce Housing Apartments. The City of Modesto participates in the County wide CSOC (CoC) along with the local Housing Authority, the CHDOs, and other local agencies to identify housing needs within the county, including resident initiatives. The CoC Housing and Homeless Populations Committee is inventorying and identifying all affordable housing stock designated to serve this population in order to assess needs and gaps in advance of new State one-time funding designations for affordable housing.

Actions taken to encourage public housing residents to become more involved in management and participate in homeownership

Stan Regional has a Resident Advisory Board which is comprised of Public Housing Authority (PHA) and Housing Voucher program participants. This Resident Advisory Board is engaged when there are proposed policy changes. The Resident Advisory Board is notified of substantial policy changes and is given the opportunity to support or reject subject policy changes.

Stan Regional provides homeownership resources to participants in the Housing Choice Voucher (HCV) Program. The Family Self-Sufficiency (FSS) Program has established partnerships with a variety of community resources to refer participants for services including pre- and post-secondary education, health care, childcare, employment development, supported employment, and small business development (including micro-loans). The FSS Program also encourages families to participate in financial wellness programs, including financial literacy and credit repair with an emphasis on long-term financial stability for the purposes of homeownership.

The Stan Regional is actively engaging FSS participants by promoting homeownership opportunities such as the two Edwards Estates units funded with HOME funds and built by Great Valley Housing Development Corporation, a non-profit arm of the Stan Regional

Actions taken to provide assistance to troubled PHAs

Not Applicable. According the 2021 PHA plan, Stanislaus Regional Housing Authority is a High Performer, not a troubled Public Housing Authority.

CR-35 - Other Actions 91.220(j)-(k); 91.320(i)-(j)

Actions taken to remove or ameliorate the negative effects of public policies that serve as barriers to affordable housing such as land use controls, tax policies affecting land, zoning ordinances, building codes, fees and charges, growth limitations, and policies affecting the return on residential investment. 91.220 (j); 91.320 (i)

In order to ameliorate the negative effects of public policies that serve as barriers to affordable housing, the City of Modesto has policies in its impact fee program for affordable housing. The current CFF Policies and Procedures provide, with respect to very low- and low-income housing exemptions, the total number of housing exemptions granted are not to exceed two percent (2%) of the cumulative total CFF program housing units. The CFF Policies and Procedures also allow a Community Housing and Development Organization (CHDO) to apply and request CFF

be waived on new affordable units for households earning sixty (60%) or less of the Area Median Income.

Since 1989, a total of 15,689 residential building permits have been issued, of which 811 were granted CFF exemptions.

Through the following measures, the City of Modesto attempts to ameliorate the effects of public policies that may act as barriers to affordable housing:

1. **City of Modesto Housing Element:** The City of Modesto's 2015-2023 Housing Element includes goals, policies and implementation programs that support the provision of housing programs and opportunities for extremely low, very low, low, and moderate-income households.
2. **Capital Facility Fee (CFF) Deferral/Waiver:** The City of Modesto supports economic development through the growth of Modesto businesses. It also encourages the construction of very low- and low-income housing development projects within the City. The City of Modesto provides CFF deferral, credit, and exemption programs granted to affordable housing projects in order to benefit economic growth and development by allowing the deferral, credit and/or waiver of impact fees. These deferrals or exemptions can be provided when developments are supplied to low and very-low income (in this case 60% or less of the Area Median Income) permanent housing units, combined with a minimum of 10 consecutive years of affordability. This can be considered if the overall exemptions do not exceed two percent (2%) of the cumulative total CFF program housing units.
3. **Mobile Home Rental Ordinance:** The City of Modesto enacted a Mobile Home Rent Stabilization (MHRS) ordinance in 2007. The MHRS ordinance imposes rent increase limits (100% of the annual Consumer Price Index (CPI), but no more than 6% of base rent annually) on mobile home park owners who do not enter into a city Memorandum of Understanding (MOU). Mobile home park owners who voluntarily enter into the MOU must offer a City-approved long-term lease to certain groups of residents and allow park owners to raise mobile home space rents 100% of the CPI, and as much as 15% of the existing rent when a mobile home is vacated. The goal of the MHRS ordinance and MOU is to limit park owners' ability to raise rents to unaffordable levels, especially to those who are low-income.
4. **Accessory Dwelling Unit Ordinance:** In 2020, the City made amendments to its Municipal Code regarding accessory dwelling units, accessory buildings, and second

story units. These amendments allowed the City to align State of California's AB-881 and AB-68. This allows individuals to generate income or house family members that should increase affordable units, decrease the number of unhoused or underhoused individuals, and allow homeowners to increase personal revenue.

5. SB2 Housing Plan: In 2019 the City of Modesto applied for and was awarded \$625,000 in State of California SB2 Planning Grants Program (PGP). The PGP is intended for the preparation, adoption, and implementation of plans that streamline housing approvals and accelerate housing production. These grant funds will be partially used for the development of a Housing Plan to establish a vision for the future of Modesto's residential neighborhoods and development activity and to identify ways to realize that vision. Throughout 2021, Opticos Design Inc and City Planning conducted a series of education and stakeholder sessions to develop the Housing Plan. This Housing Plan will cover the following areas:
 - a. Locate and Analyze Opportunity Sites: Conduct an extensive feasibility analysis of opportunity sites feasible for housing development.
 - b. Review and Analyze Infrastructure and Services: For select opportunity sites, conduct assessments of current street, utilities, water, sanitation, gas, electric, telecommunications, transit, and stormwater to identify appropriate growth and potential expansion to facilitate housing.
 - c. Performance Standards and Density Considerations: Analyze the current regulatory structure and zoning standards to identify opportunities for improvement and streamlining the production and delivery of housing at all scales.
 - d. Pro-housing Policies: Assess the City's existing housing policies as well as the State of California's pro-housing policy goals, including new and foreseeable legislation, for applicability to Modesto and recommend policies and programs that can be included in the Housing Plan and Housing Element.
 - e. Barriers to Affordable Housing: Analyze barriers to affordable housing in Modesto including governmental constraints, non-governmental constraints, and environmental constraints to implement the most effective and appropriate policies to reduce constraints and facilitate housing production.
 - f. Facilitate Housing Development: Address barriers identified in the City's entitlement procedures and recommend improvements in workflow and the application process. This component of the plan will develop easy to use, graphically attractive application packets.

Actions taken to address obstacles to meeting underserved needs. 91.220(k); 91.320(j)

Each year, the Stanislaus Community System of Care (CSOC) (recognized as the local HUD Continuum of Care) brings approximately \$3.9 million to Stanislaus County. The funds are used by non-profit organizations to provide permanent housing, transitional housing, and supportive services.

The City of Modesto has worked to eliminate barriers to the development of affordable housing through the following ongoing efforts:

- The City of Modesto’s CDBG Public Services and ESG allocations reflect the City of Modesto’s priorities in meeting underserved needs, such as emergency shelter and street outreach (individuals, survivors of domestic violence, families, and children), homelessness prevention and rapid re-housing, food security, neighborhood revitalization, foster youth, seniors, youth, and persons with disabilities.
- Providing funding for land acquisition, secondary financing, or infrastructure costs;
- Assisting qualified households to purchase homes utilizing the homebuyer assistance programs;
- Exemption or deferral of Capital Facilities Fees for projects providing low-income housing;
- Using the adopted streamlining process for environmental review and the development of programmatic environmental review records where applicable to reduce program down time;
- Continuing to work with non-profit housing agencies in the provision of supportive services and programs;
- Using streamlined application review and permit processing; and
- Reduction of parking standards for affordable housing projects.

The City, in partnership with the CSOC, continues to actively work on closing any gaps in the availability of services across all categories of underserved needs, including but not limited to seniors, persons with disabilities, individuals with chronic illness, persons with other conditions affecting their ability to function independently and productively, foster youth and homeless.

The community is currently working on improved data collection standards and more effective communication efforts between funding agencies to better position the community to begin reducing these needs and gaps, by mutually aligning and focusing efforts.

Stanislaus 2021 Regional Plan to Address Homelessness

In late 2020, the CSOC and SHA, led by the SHA/CSOC Strategic Plan Workgroup, partnered with Homebase to begin work on a strategic planning process to collect information and feedback to help draft a community wide strategic plan to address homelessness. This strategic plan outlines community barriers in order to effectively address homelessness and gaps in resources, recommends goals, strategies, and action steps to address barriers and fill gaps, and make recommendations on how to make the homeless system of care more equitable and inclusive. The plan was adopted by the City and all cities within the County. In 2021, the City of Modesto is actively participating with the Homeless Plan Implementation team.

Actions taken to reduce lead-based paint hazards. 91.220(k); 91.320(j)

The City of Modesto has adopted policies to be implemented in its housing programs, which comply with HUD requirements relating to lead-based paint hazards. In alignment with HUD's requirements, lead-based paint remediation actions will depend on the level of subsidy provided on a project-by-project basis.

Most housing rehabilitation projects are subject to federal regulations for lead-based paint and contractors must be certified in safe work practices when completing the rehabilitation work. This effort has resulted in more contractors being able to bid on and participate in the projects that contain lead-based paint. The following is a summary of lead-based paint activity in the City's housing programs during PY 2021-2022:

- 4 homeowners received *"Protect Your Family from Lead in Your Home, June 2017"* lead-based paint informational packets as their homes were built prior to 1978;
 - 3 projects were exempt with no paint disturbance or negative testing prior to any construction activities.
 - 1 project tested positive for lead-based paint and went through a remediation process, which resulted in a full clearance report for the project site. The Homeowner Rehabilitation Program project was inspected by a California Department of Public Health Certified Lead Inspector/Assessor during construction to ensure proper procedure was adhered to. Additionally, once remediation was complete, the certified inspector re-inspected and provided a clearance report after passing a visual clearance. The homeowner was provided a copy of the report and the City of Modesto retained a copy of the report.

The cost for the stabilization of lead-based paint is included in the City of Modesto's housing rehabilitation loan program and the cost of the lead-based paint inspection and/or clearance is paid from entitlement funds.

The City of Modesto will continue to provide lead-based paint testing as a component of its housing repair and rehabilitation programs when required by HUD regulations. Given the age and condition of the City of Modesto's housing stock, there are a significant number of homes where lead-based paint testing is needed.

Actions taken to reduce the number of poverty-level families. 91.220(k); 91.320(j)

The City of Modesto, through its engagement in the local Community System of Care, played a key role in the development of a Coordinated Entry system. Coordinated entry (also known as coordinated assessment system) is a consistent, community wide process to match people experiencing homelessness or at-risk of homelessness to community resources that are the best fit for their situation. In a community using Coordinated Entry, homeless individuals and families complete a standard triage assessment survey that identifies the best type of services for that household. Participating programs accept referrals from the system, reducing the need for people to traverse the county seeking assistance at every provider separately. The process helps prioritize housing and homeless assistance based on vulnerability and severity of service needs to ensure that people who need assistance the most can receive it in a timely manner. The process also provides information about service needs and gaps to help plan assistance and identify needed resources in our community. The community has worked hard to improve on this process and ensure that we are assisting poverty-level families, not only with prioritizing them for their housing needs, but assessing all other needs. Now that these needs are assessed, case managers continue reaching out to the members to connect to applicable services until housing becomes available.

In Program Year 2021-2022, the City continued its partnership with Opportunity Stanislaus, a local economic development agency, in support of the VOLT Institute program as well as providing additional funding to support scholarships to those affected by economic job loss during the pandemic.

The VOLT Institute is an industry led manufacturing training center that teaches advanced manufacturing skills to area workers and was officially launched on October 30, 2017, offering job training in maintenance mechanics. This training is designed to provide hands-on training on industrial systems and equipment. The curriculum guides students through the basics of print reading; fasteners; machine tools; proper installation, repair, and maintenance of pumps; mechanical drives; and pneumatic and hydraulic systems. Safe welding and torching techniques are covered as well as electrical theory and circuits as applicable to mechanical systems.

The City of Modesto has partnered with the Downtown Streets Team (DST), a non-profit

organization that creates a safe and engaging space to train homeless individuals. DST's goal is to end homelessness by restoring dignity and rebuilding the lives of unhoused men and women by helping Team Members activate skills and attributes that are necessary to move toward employment, housing, and overall, a better quality of living. This is attained through things like maintaining a schedule, teamwork, accountability, self-confidence and more. Through a Structured Daily Activity (SDA) model, DST team members rebuild all of these as well as regain a sense of pride in, and stewardship of, their community and at the same time gain valuable experience they can list at the top of their resume to overcome long work experience gaps.

The Section 3 Final Rule (24 CFR Part 75) became effective July 1, 2021, with the goal to create more effective incentives for employers to retain and invest in their low- and very low-income workers, streamline reporting requirements by aligning them with typical business practices, provide for program-specific oversight, and clarify the obligations of entities that are covered by Section 3. Due to the new rule being created and implemented, the SPEARS reporting for this program year did not take place; however, the City of Modesto continued to collect the data. Included in the new rule is total labor hours calculations, which will be collected at each project completion.

Actions taken to develop institutional structure. 91.220(k); 91.320(j)

The City of Modesto has a well-developed institutional structure and service delivery system. The City is the lead agency responsible for preparation of the Consolidated Annual Performance Plan (CAPER) and for administration of each grant program and its associated funding source(s). Primary oversight of the City of Modesto's HUD entitlement grant programs comes from the Citizens' Housing and Community Development Committee (CH&CDC). This 11-member committee is appointed by the City of Modesto Council and is comprised of representatives from the City of Modesto Council, Planning Commission, Housing Rehabilitation Loan Committee, Human Relations Commission, and several citizens-at-large. The CH&CDC provides overall review of the City of Modesto's housing programs, policies and makes funding recommendations to the City of Modesto Council regarding HUD CDBG, ESG and HOME Grant programs as well as other one-time HUD funded programs.

To avoid a perceived conflict of interest, any individual who is a member of a board of directors or is employed by an agency that applies for or receives CDBG, ESG, HOME, or other HUD funding, is ineligible to vote on funding decisions involving their respective agencies.

The CH&CDC meets once a month. These meetings are publicly noticed, open to the public and are held at Tenth Street Place, 1010 Tenth Street, Modesto, California. To lessen the impact and exposure to the public and committee members, these meetings were held electronically via Zoom. Public comments are encouraged and welcome. All HUD documents are vetted through

the CH&CDC for review, approval, and forwarding to the City Council.

CEDD Housing Staff and Finance Department personnel continued to meet monthly to review processes and to monitor Federal program expenditures. Staff verified and cross-referenced the information on the monthly budget activity reports with supporting documentation maintained by the Division. For easy identification on both the City of Modesto's financial reporting system and the Federal Integrated Disbursement and Information System (IDIS), Staff assigned an IDIS Activity number to all financial transactions.

Staff worked closely with Finance, Public Works Departments and Parks Planning and Development Division to ensure:

- Capital Improvement Projects (CIPs) and Multi-Year Projects were on schedule and consistent with Federal program requirements (both statutory and regulatory), and
- Program Year 2021-2022 accomplishments were reported to several community groups as well as the CSOC (local CoC).

The City continues to carefully monitor subrecipients' expenditures, and to address this commitment, staff will continue to work closely with every subrecipient to develop expenditure plans, if needed, to address potential expenditure deadlines in the future.

City staff provide ongoing technical assistance and/or training opportunities including but not limited to HMIS compliance; as well as Capacity Building sessions for grant applicants who may lack the expertise to apply for grant funding opportunities effectively (as explained in further detail below).

Institutional structure developments during Program Year 2021-2022 include the continuance of the Stanislaus Homeless Alliance (SHA).

The intent of the SHA, as a community wide leadership structure, is to develop one vision, one program strategy, one funding strategy, and one annual report card to communicate performance outcomes to the community and serve as the framework for mutual accountability. To accomplish this, the SHA is intentionally designed to include elected officials, executive staff, and nongovernment community leaders to reinforce the core principle that effective solutions must include all sectors of the community working together with a common purpose and strategy. The SHA consists of the following organizations: Stanislaus County, City of Modesto, City of Turlock, City of Ceres, west County representative, east County representative, Focus on Prevention, Community System of Care, and Stanislaus Regional Housing Authority.

Actions taken to enhance coordination between public and private housing and social service

agencies. 91.220(k); 91.320(j)

Actions taken to enhance coordination between public and private housing and social services agencies included the following:

- Close consultation with the CSOC, which is made up of community representative stakeholders including but not limited to HUD entitlement jurisdictions, City and County service agencies, and non-profit service providers;
- Monthly meetings with its public and private housing development partners, which include local private CHDOs (e.g., Habitat for Humanity, Stanislaus County, Stanislaus Affordable Housing Corporation (STANCO), Great Valley Housing Development Corporation (GVHDC) and the Housing Authority (to enhance coordination in the areas of community housing and social services);
- Participation in Focus on Prevention initiative;
- Participation in the Stanislaus Homeless Alliance;
- CSOC membership efforts toward landlord engagement to secure additional housing units for the low-income population;
- Public and private partnerships built through the Camp2Home program implemented in PY 2021-2022.

Identify actions taken to overcome the effects of any impediments identified in the jurisdiction’s analysis of impediments to fair housing choice. 91.520(a)

The City of Modesto’s Analysis of Impediments (AI) identified the following potential fair housing concerns:

- Access to information about housing availability and choices among recent immigrants who are disproportionately lower-income;
 - Actions Taken: The Stanislaus Regional Housing Authority (Stan Regional) operates seasonal migrant housing units throughout multiple communities within the county. The Stan Regional works with local government agencies and family resource centers to promote migrant housing opportunities. Staff also periodically meet with migrant service providers to educate their staff about affordable housing resources and how to access those resources (if not restricted to this population).
- Lack of access to adequate housing due to poor credit history, insufficient funds for moving expenses, and other factors among financially vulnerable groups, such as female-headed households with children and the homeless;
 - Actions Taken: The City of Modesto supported non-profit housing developers in

their efforts to make housing more affordable to lower income households. These efforts include the support of intensive case management services to clients on a one-to-one basis to better ensure long-term housing success. In addition, the City partners with local public service providers that offer credit counseling and case management services as an effort to position families in securing adequate housing. The City supports through the waivers land lord engagement activities that creates a build a stronger housing support system for individuals facing these barriers.

- Barriers faced by large, low-income and moderate-income families due to occupancy restrictions imposed by rental property owners;
 - Actions Taken: The City of Modesto contracts with Project Sentinel, the local fair housing service provider within Stanislaus County, that educates families/individuals of their rights under the law. Community Housing and Shelter Services partnered with a local for-profit housing developer to provide leased units to assist families unable to find any other affordable housing options due to occupancy restrictions. The City supports this project through landlord engagement activities that promotes building a stronger housing support system for individuals facing these barriers. In addition, the Community System of Care continues to explore ways to provide landlord incentives in an effort to entice landlords to participate in subsidized housing programs.
- The need to assist homeowners who have experienced foreclosure, who are disproportionately minority households, to find alternative living arrangements;
 - Actions Taken: This is no longer a major impediment since foreclosure rates have significantly decreased since the recovery of the housing market. The City continues to observe housing market conditions in light of the foreclosure and eviction moratoriums due to the pandemic, and will work with local partners to provide assistance if foreclosure rates increase, depending on what transpires in the housing market.

CR-40 - Monitoring 91.220 and 91.230

Describe the standards and procedures used to monitor activities carried out in furtherance of the plan and used to ensure long-term compliance with requirements of the programs involved, including minority business outreach and the comprehensive planning requirements

As the lead agency for City of Modesto HUD entitlement funds, staff monitors all subrecipients on a regular basis through written contacts, phone conversations, electronic information

transfers, face-to-face monitoring visits and project file review, pursuant to applicable regulations. Monitoring is conducted to ensure statutory and regulatory requirements are met and that information submitted to City of Modesto is accurate and complete.

The City uses several project checklists to serve as project monitoring tools during project funding consideration, implementation, and completion. The first checklist is a project proposal checklist that identifies all agency and project related documentation needed for consideration of a project application for HUD funding. The information collected through this checklist is used to gauge and determine organizational capacity and project feasibility.

If awarded, a “project implementation” checklist is used to monitor the project from inception to completion and to ensure all project implementation documentation is collected for the project file including but not limited to procurement documentation, Section 3 New Rule and MBE/WBE compliance, Davis Bacon Act labor standards compliance, progress inspections, and collection of quarterly project status reports.

Minority Business Outreach Related to Monitoring: The City conducts due diligence in reaching out to minority owned businesses, also known as minority business enterprises (MBE), and encourages participation in HUD funded projects by such businesses. All HUD project proposal requests include information relating to compliance with Minority Business Enterprise and Woman Business Enterprise (MBE/WBE) reporting. MBE/WBE documentation is included in all Homeowner Rehabilitation Program bid solicitation packets and MBE solicitation is required of all City subrecipients. Monitoring is normally conducted utilizing a three (3) tiered approach. Depending upon the risk involved the following approaches are undertaken to monitor HUD funded projects:

Limited Review: A limited review is conducted of all contracts and projects on an annual basis. The timing of this monitoring will be in alignment with an organization’s submittal of a Quarterly Performance Report and an Invoice for Payment for expenses incurred against their City grant over the previous 90 days.

On-Site Monitoring Review: An on-site monitoring review will be a site visit to a contract program assisted with HUD funds and will achieve a balance between programmatic and fiscal reviews, and much documentation review can be done prior to the on-site visit. The on-site monitoring includes a visit of the program facilities as appropriate, an explanation of the services provided, discussions with program and administrative staff, and introduction to one or more actual beneficiaries, if possible. As a result of this visit, staff will determine whether an in-depth review is needed for further clarification of one or more issues identified during the on-site visit.

In-Depth Review: An in-depth review will be a concentrated and focused review around a particular activity or program area. This will typically be a concentrated review of a known high-risk area or critical function, such as but not limited to: a financial review for expenditures for eligible activities; financial review for expenditures that cannot be traced through sampling randomly selected files that includes supporting documentation; a program that requires donations as a condition of receiving service; management practices in affordable housing; section 504 and ADA compliance reviews upon receipt of a complaint; a fair housing complaint; denial of services for no valid reason; or failure to meet prevailing wage requirements in construction activities subject to Davis Bacon or other federal requirements.

In response to the COVID-19 pandemic, the City made slight adjustments to its monitoring process in order to eliminate or minimize in person contact for the safety of the public. These adjustments were conducted as follows:

Limited Review: All subrecipients were required to submit an electronic self-checklist review of 10% of their client files served during this program year.

On-Site Monitoring Review: For high risk subrecipients identified by award amounts or new to executing the identified program design, was required to send secured electronic files for City staff to review. City staff still conducted on-site reviews for subrecipients with no experience with federal funds.

In-Depth Review: No In-depth reviews were conducted this program year. Projects that would fall in this category were required to attend weekly project meetings.

The City's overall monitoring efforts include tools that assist in the oversight of the City's progress toward meeting its comprehensive planning requirements. The City assesses its progress toward Consolidated Plan goals on an annual basis and plans the following year's objectives according to the progress made toward meeting its goals.

Citizen Participation Plan 91.105(d); 91.115(d)

Describe the efforts to provide citizens with reasonable notice and an opportunity to comment on performance reports.

Reasonable notice and opportunity to comment was provided to citizens in the following ways:

The City of Modesto followed its citizen participation plan by releasing the Draft CAPER for public review on August 22, 2022, with a public review period to begin August 22, 2022 and end on September 27, 2022. A public hearing notice was published in both English and Spanish in

The Modesto Bee on August 22, 2022, defining the CAPER review process and how persons, agencies, and interested groups may participate; as well as instructions on how to submit written comments. As part of the public review process, the Draft CAPER was distributed to the Stanislaus Community System of Care (also known as the Continuum of Care), the Stanislaus Homeless Alliance, and to those that subscribe to their listserv that includes over 400 individuals.

Also, the Draft CAPER was available on August 22, 2022, for public review and input, via the internet, on the City’s Community Development Division’s Publications and Reports website and copies of the Draft CAPER were made available for review at the Community Development Division’s office. A final public hearing to consider approval of the CAPER will be held September 27, 2022, before the Modesto City Council.

The City of Modesto’s CH&CDC will review and discuss the draft CAPER on August 25 and consider recommending that the CAPER be forwarded to the City of Modesto Council for review and approval. The public review period to review and comment on the draft document will be closed with a public hearing at the City of Modesto Council meeting on Tuesday, September 27, 2022.

Due to COVID-19, in person meetings are subject to County Health Department policy; both virtual and in-person meetings were held during the Citizen Participation process. The following table represents the meetings held for the 2021-2022 CAPER Citizen Participation:

Date/Time	Meeting Name/Location	Council District	Public Comments
August 25, 2022 at 12:00 p.m.	Citizens Housing and Community Development Committee	Citywide	No Comments
September 12, 2022 at 3:30pm	Airport Neighborhood Collaborative Meeting	District 4	No Comments
September 14, 2022 at 5:30p.m.	Stanislaus Homeless Alliance	Citywide	No Comments
September 15, 2022 at 2:30p.m.	Stanislaus Community System of Care (CSOC) Meeting (local CoC)	Citywide	This group would like to see more housing information and coordination with

			the non-profits.
September 21, 2022 at 10:00 am	West Modesto People of Action Council	West Modesto - District 2	Would like to see some engagement regarding Homeless Outreach CHAT team
September 27, 2022 at 5:30 p.m.	City Council Meeting/CAPER Public Hearing	Citywide	The Council would like to see more community engagement that would show what the City is doing for the homeless and low/moderate income communities. The public would like further explanation on some of the recent changes to the Downtown Streets Team structure.

Spanish-speaking translators are available at all meetings. If a request for other language translators is made at least five (5) working days prior to a public meeting, translators will be provided. Many community input meetings were held virtually if in person meetings were not available in accordance with the “CARES Act Flexibilities for CDBG Funds Used to Support Coronavirus Response and plan amendment waiver” Memo and the City of Modesto’s Citizen Participation Plan. The Citizens Housing & Community Development Committee (CH&CDC) provides overall review of the City of Modesto's HUD funds. This Council-appointed committee provides policy and funding recommendations to the City of Modesto Council regarding the City of Modesto's use of HUD entitlement funds.

In PY 2021-2022, the City conducted citizen participation meetings in disadvantaged City of Modesto
 2021-2022 CAPER

communities to engage low-income residents.

CR-45 - CDBG 91.520(c)

Specify the nature of, and reasons for, any changes in the jurisdiction's program objectives and indications of how the jurisdiction would change its programs as a result of its experiences.

There was one amendment to Program Year 2021-2022.

Amendment #1

- The purpose of Amendment #1 was to submit the HOME-ARP Plan.

The City constantly monitors projects to ensure they are meeting the timelines which were originally anticipated. If a project was to be delayed, the City would know this immediately, and complete an Annual Action Plan Amendment to adjust funds to another eligible project.

Does this Jurisdiction have any open Brownfields Economic Development Initiative (BEDI) grants?

Not Applicable. The City of Modesto does not have any open Brownfields Economic Development Initiatives.

[BEDI grantees] Describe accomplishments and program outcomes during the last year.

Not Applicable.

CR-50 - HOME 91.520(d)

Include the results of on-site inspections of affordable rental housing assisted under the program to determine compliance with housing codes and other applicable regulations

Please list those projects that should have been inspected on-site this program year based upon the schedule in §92.504(d). Indicate which of these were inspected and a summary of issues that were detected during the inspection. For those that were not inspected, please indicate the reason and how you will remedy the situation.

It is the intent of the City of Modesto that HOME-assisted rental units are inspected for rent, income, housing quality, and other affordability criteria in accordance with the schedule provided in 24 CFR Part 92.252 as follows:

- Properties must be maintained to meet applicable State and local laws and be free of all

health and safety defects all defects will be clearly identified for correction.

- Housing must meet lead-based paint requirement in 24 CRF part 35.
- Procedures put into place to ensure owner addresses deficiencies in a timely manner.
- Establish written inspection standards that include detailed inspection checklist, a description of how and by whom inspections will be carried out.
- All HOME- assisted rental projects must be inspected at least once every three years during the affordability period.

During Program year 2021-2022, the City was required to conduct on site Housing Quality Standard inspections (HQS) for the HOME assisted rental housing units located at 201 E. Coolidge Avenue.

On February 17, 2022, Housing Quality Standard inspections were completed at 201 E. Coolidge Avenue and 100% of all HOME assisted rental units were inspected. All ten (10) units passed the inspection.

Our new software system Neighborly Software went live fall 2020 and will be used for all future monitoring. The new software system has been a beneficial centralized location for City of Modesto HUD funded projects.

Provide an assessment of the jurisdiction's affirmative marketing actions for HOME units. 92.351(b)

The City's HOME Program Policies and Procedures include an Affirmative Marketing Policy for use in its HOME funded projects. The policy reads:

- The City shall use a variety of public service announcements to inform persons of all genders, races, ages, ethnic groups, religious orientation, employment status, sources of income, marital status and sexual orientation of the availability of the housing opportunities made under the HOME Program.

To enforce this policy, the City:

- Publishes information about programs it is implementing. Such information will include reference to the Affirmative Marketing Policy; Federal, State and local fair housing laws; and contain information on the program and housing units.
- Includes the requirements of an Affirmative Marketing Policy in its contractual agreements with subrecipients in the HOME Program.
- Use the Equal Housing Opportunity logo, slogan, or statement in all advertising.

Both the borrowers/developers and the City of Modesto share the responsibility to inform the

public about federal fair housing laws and affirmative marketing efforts. The City of Modesto, through its monitoring of the HOME units, evaluates the effectiveness of the marketing efforts. The beneficiaries are held to the terms of the policy by reference in the HOME Loan Agreement and Trust Deed executed to secure the HOME loan.

Additionally, the City of Modesto Council appoints representative members of the community to serve on a joint Equal Opportunity/Disability and Human Relations Commission, whose primary responsibility is to advise and assist the City of Modesto Manager and staff in matters that relate to equal opportunity and persons with disabilities, and to make recommendations for furthering human relations and fair housing in the community, respectively. These commissions are comprised of members of protected classes, such as women, racial and ethnic minorities, persons with disabilities, etc.

On January 25, 2022, the City of Modesto's Diversity, Equity, and Inclusion Program - Strength in Difference was approved by Council. This includes several supporting plans and policies within the program: the 5-year Equal Employment Opportunity Plan; the Language Access Plan; the Americans with Disabilities (ADA) Plan; the City Policy Against Harassment and Discrimination; the Code of Ethics; and Complaint Procedure. To reference this plan <https://www.modestogov.com/2819/Diversity-Equity-and-Inclusion-Program#:~:text=Guiding%20Principles,of%20opportunity%20free%20from%20discrimination.>

Refer to IDIS reports to describe the amount and use of program income for projects, including the number of projects and owner and tenant characteristics

In PY 2021-2022, a total of \$157,593 in HOME program income was received. The program income received will assist with the future HOME projects. The City committed HOME funds during PY 2020-2021 to a 74-unit project known as Archway Commons Phase II project. One additional project for 35 units was identified and not committed for Veteran and Senior units. The City will be conducting a Request for Proposals to in PY 2022-2023 to identify and secure additional HOME and HOME American Rescue Plan projects. The City will report beneficiary data upon project completion in IDIS.

Describe other actions taken to foster and maintain affordable housing. 91.220(k) (STATES ONLY: Including the coordination of LIHTC with the development of affordable housing). 91.320(j)

Per 24 CFR 91.220(k) the goal in the coming year to address obstacles to meeting underserved needs, foster and maintain affordable housing, evaluate and reduce lead-based paint hazards, reduce the number of poverty-level families, develop institutional structure, and enhance coordination between public and private housing and social service agencies will be to reach

out to our Entitlement Community Partners like Stanislaus County, the City of Turlock, and the Stan Regional so that we can work together to combine efforts in the development of an aligned Analysis of Impediments to Fair Housing.

The City partnered with EAH Housing, a non-profit housing development corporation, in the construction of 74-units for Archway Commons. This project utilized a variety of layered funding including LIHTC for its development. This project broke ground in early PY 2021-2022 and is estimated to be completed in PY 2022-2023.

Through the City’s homeowner rehabilitation program, we were able to address health and safety concerns of 10 housing units in the City of Modesto. We continue to partner with our Code Enforcement Team. All code enforcement violations are given further information regarding our Homeowner Rehabilitation Program, so the City can assist with addressing these code concerns, and maintaining the affordable housing stock.

The City continues to review its loan profile affordability periods. For those projects which are approaching their affordability period, we intend to reach out to our community partners to see if we can extend the affordability on those units to ensure that we foster and maintain the affordable housing stock. The City works closely with public and private partners to renew or extend periods off affordability for housing complexes for which their affordability periods are nearing expiration.

CR-60 - ESG 91.520(g) (ESG Recipients only)

CR-60 - ESG 91.520(g) (ESG Recipients only)

ESG Supplement to the CAPER in *e-snaps*

For Paperwork Reduction Act

1. Recipient Information—All Recipients Complete

Basic Grant Information

Recipient Name	MODESTO
Organizational DUNS Number	060125051
UEI:	C9NNEMEHETD8
EIN/TIN Number	946000374
Identify the Field Office	SAN FRANCISCO
Identify CoC(s) in which the recipient or subrecipient(s) will provide ESG assistance	Turlock/Modesto/Stanislaus County CoC

ESG Contact Name

Prefix	Mr
First Name	Jaylen
Middle Name	
Last Name	French
Suffix	
Title	Director of Community & Economic Development

ESG Contact Address

Street Address 1	1010 10th Street Suite 3100
Street Address 2	
City	Modesto
State	CA
ZIP Code	95353-
Phone Number	2093412938
Extension	
Fax Number	
Email Address	jfrench@modestogov.com

ESG Secondary Contact

Prefix	Ms
First Name	Jessica
Last Name	Hill
Suffix	
Title	Community Development Manager
Phone Number	2095775321
Extension	
Email Address	jhill@modestogov.com

2. Reporting Period—All Recipients Complete

Program Year Start Date	07/01/2021
Program Year End Date	06/30/2022

3a. Subrecipient Form – Complete one form for each subrecipient

Subrecipient or Contractor Name: MODESTO

City: Modesto

State: CA

Zip Code: 95353, 0642

DUNS Number: 060125051

UEI: C9NNEMEHETD8

Is subrecipient a victim services provider: N

Subrecipient Organization Type: Unit of Government

ESG Subgrant or Contract Award Amount: 840000

Subrecipient or Contractor Name: TURNING POINT OF CENTRAL CALIFORNIA

City: Fresno

State: CA

Zip Code: ,

DUNS Number: 941719862

UEI: D9EWEFTMWFM7

Is subrecipient a victim services provider: N

Subrecipient Organization Type: Other Non-Profit Organization

ESG Subgrant or Contract Award Amount: 28000

Subrecipient or Contractor Name: THE SALVATION ARMY (EMERGENCY)

City: Modesto

State: CA

Zip Code: 95354, 2225

DUNS Number: 085341261

UEI: LF19U9DKFQM6

Is subrecipient a victim services provider: N

Subrecipient Organization Type: Faith-Based Organization

ESG Subgrant or Contract Award Amount: 43000

Subrecipient or Contractor Name: FAMILY PROMISE OF GREATER MODESTO

City: Modesto

State: CA

Zip Code: 95358, 9501

DUNS Number: 023267225

UEI: J4JMDQJDKK88

Is subrecipient a victim services provider: N

Subrecipient Organization Type: Faith-Based Organization

ESG Subgrant or Contract Award Amount: 100000

Subrecipient or Contractor Name: Center for Human Services

City: Modesto

State: CA

Zip Code: 95350, 4373

DUNS Number: 038119202

UEI: NHBNA7JBL955

Is subrecipient a victim services provider: N

Subrecipient Organization Type: Other Non-Profit Organization

ESG Subgrant or Contract Award Amount: 56893

Subrecipient or Contractor Name: Haven Women's Center

City: Modesto

State: CA

Zip Code: 95354, 0859

DUNS Number: 169212511

UEI: C1KSEE748N41

Is subrecipient a victim services provider: Y

Subrecipient Organization Type: Other Non-Profit Organization

ESG Subgrant or Contract Award Amount: 98000

Subrecipient or Contractor Name: CHSS

City: Modesto

State: CA

Zip Code: 95354, 3436

DUNS Number: 835658782

UEI: D9EWEFTMWFM7

Is subrecipient a victim services provider: N

Subrecipient Organization Type: Other Non-Profit Organization

ESG Subgrant or Contract Award Amount: 130000

Subrecipient or Contractor Name: THE SALVATION ARMY - MODESTO CA

City: Modesto

State: CA

Zip Code: 95354, 2225

DUNS Number: 074629460

UEI: LF19U9DKFQM6

Is subrecipient a victim services provider: N

Subrecipient Organization Type: Faith-Based Organization

ESG Subgrant or Contract Award Amount: 134838

Subrecipient or Contractor Name: Downtown Streets Team

City: Modesto

State: CA

Zip Code: 95354, 0849

DUNS Number: 937508484

UEI: Y4K5CX4QFCA5

Is subrecipient a victim services provider: N

Subrecipient Organization Type: Other Non-Profit Organization

ESG Subgrant or Contract Award Amount: 966902

Narrative:

Subrecipient award amounts reflected in the Subrecipient Form above are inclusive of both CARES Act and Entitlement awards for PY 2021.

CR-65 - Persons Assisted

4. Persons Served

Per HUD instructions, CR-65 data (tables 16 to 23) are to be reported via the Sage report. The Sage report is included as part of this document as Attachment 1.

4a. Complete for Homelessness Prevention Activities

Number of Persons in Households	Total
Adults	See SAGE Report
Children	See SAGE Report
Don't Know/Refused/Other	See SAGE Report
Missing Information	See SAGE Report
Total	See SAGE Report

Table 16 – Household Information for Homeless Prevention Activities

4b. Complete for Rapid Re-Housing Activities

Number of Persons in Households	Total
Adults	See SAGE Report
Children	See SAGE Report
Don't Know/Refused/Other	See SAGE Report
Missing Information	See SAGE Report
Total	See SAGE Report

Table 17 – Household Information for Rapid Re-Housing Activities

4c. Complete for Shelter

Number of Persons in Households	Total
Adults	See SAGE Report
Children	See SAGE Report
Don't Know/Refused/Other	See SAGE Report
Missing Information	See SAGE Report
Total	See SAGE Report

Table 18 – Shelter Information

4d. Street Outreach

Number of Persons in Households	Total
Adults	See SAGE Report
Children	See SAGE Report
Don't Know/Refused/Other	See SAGE Report
Missing Information	See SAGE Report
Total	See SAGE Report

Table 19 – Household Information for Street Outreach

4e. Totals for all Persons Served with ESG

Number of Persons in Households	Total
Adults	See SAGE Report
Children	See SAGE Report
Don't Know/Refused/Other	See SAGE Report
Missing Information	See SAGE Report
Total	See SAGE Report

Table 20 – Household Information for Persons Served with ESG

5. Gender—Complete for All Activities

	Total
Male	See SAGE Report
Female	See SAGE Report
Transgender	See SAGE Report
Don't Know/Refused/Other	See SAGE Report
Missing Information	See SAGE Report
Total	See SAGE Report

Table 21 – Gender Information

6. Age—Complete for All Activities

	Total
Under 18	See SAGE Report
18-24	See SAGE Report
25 and over	See SAGE Report
Don't Know/Refused/Other	See SAGE Report
Missing Information	See SAGE Report
Total	See SAGE Report

Table 22 – Age Information

7. Special Populations Served—Complete for All Activities

Number of Persons in Households				
Subpopulation	Total	Total Persons Served – Prevention	Total Persons Served – RRH	Total Persons Served in Emergency Shelters
Veterans	See SAGE Report			
Victims of Domestic Violence				
Elderly				
HIV/AIDS				
Chronically Homeless				
Persons with Disabilities:				
Severely Mentally Ill				
Chronic Substance Abuse				
Other Disability				
Total (unduplicated if possible)	See SAGE Report			

Table 23 – Special Population Served

CR-70 – ESG 91.520(g) - Assistance Provided and Outcomes

10. Shelter Utilization

Number of New Units – Rehabbed	See SAGE Report
Number of New Units – Conversion	
Total Number of bed - nights available	
Total Number of bed - nights provided	
Capacity Utilization	

Table 24 – Shelter Capacity

CAPER.

CR-75 – Expenditures

11. Expenditures

11a. ESG Expenditures for Homelessness Prevention

	Dollar Amount of Expenditures in Program Year
Expenditures for Rental Assistance	See SAGE Report
Expenditures for Hazard Pay (Cares Act Only)	
Expenditures for Housing Relocation and Stabilization Services - Financial Assistance	
Expenditures for Housing Relocation & Stabilization Services - Services	
Expenditures for Homeless Prevention under Emergency Shelter Grants Program	
Subtotal Homelessness Prevention	

Table 25 – ESG Expenditures for Homelessness Prevention

11b. ESG Expenditures for Rapid Re-Housing

	Dollar Amount of Expenditures in Program Year
	See SAGE Report
Expenditures for Rental Assistance	
Expenditures for Housing Relocation and Stabilization Services - Financial Assistance	
Expenditures for Housing Relocation & Stabilization Services - Services	
Expenditures for Homeless Assistance under Emergency Shelter Grants Program	
Subtotal Rapid Re-Housing	

Table 26 – ESG Expenditures for Rapid Re-Housing

11c. ESG Expenditures for Emergency Shelter

	Dollar Amount of Expenditures in Program Year
Essential Services	See SAGE Report
Operations	
Hazard Pay (Cares Act Only)	
Renovation	
Major Rehab	
Conversion	
Subtotal	

Table 27 – ESG Expenditures for Emergency Shelter

11d. Other Grant Expenditures

	Dollar Amount of Expenditures in Program Year
Street Outreach	See SAGE Report
HMIS	
Administration	
Subtotal	

Table 28 - Other Grant Expenditures

11e. Total ESG Grant Funds

Total ESG Funds Expended			
	See SAGE Report		

Table 29 - Total ESG Funds Expended

11f. Match Source

	See SAGE Report
Other Non-ESG HUD Funds	
Other Federal Funds	
State Government	
Local Government	
Private Funds	
Other	
Fees	
Program Income	
Total Match Amount	

Table 30 - Other Funds Expended on Eligible ESG Activities

11g. Total

<p>Total Amount of Funds Expended on ESG Activities</p>	<p>See SAGE Report</p>
<p>ESG + Total Match (11e+11f)</p>	

Table 31 - Total Amount of Funds Expended on ESG Activities

2021-2022 SAGE Reports

HUD ESG CAPER

Grant: ESG: Modesto - CA - Report Type: CAPER

Report Date Range

7/1/2021 to 6/30/2022

Contact Information

First Name Heather
 Middle Name
 Last Name Jones
 Suffix
 Title Senior Community Development Specialist
 Street Address 1 1010 10th Street
 Street Address 2
 City Modesto
 State California
 ZIP Code 95354
 E-mail Address hjones@modestogov.com
 Phone Number (209)577-5211
 Extension
 Fax Number

Project types carried out during the program year

Components	Projects	Total Persons Reported	Total Households Reported
Emergency Shelter	2	1036	1036
Day Shelter	0	0	0
Transitional Housing	0	0	0
Total Emergency Shelter Component	2	1036	1036
Total Street Outreach	0	0	0
Total PH - Rapid Re-Housing	1	11	5
Total Homelessness Prevention	1	15	6

Grant Information

Emergency Shelter Rehab/Conversion

Did you create additional shelter beds/units through an ESG-funded rehab project No
 Did you create additional shelter beds/units through an ESG-funded conversion project No

Data Participation Information

Are there any funded projects, except HMIS or Admin, which are not listed on the Project Links and Uploads form? This includes projects in the HMIS and from VSP No
 How many of the VSP projects have a HUD approved plan and are using a template rather than a comparable database report uploaded? 0

Project Outcomes

Project outcomes are required for all CAPERS where the program year start date is 1-1-2021 or later. This form replaces the narrative in CR-70 of the eCon Planning Suite.

From the Action Plan that covered ESG for this reporting period copy and paste or retype the information in Question 5 on screen AP-90: "Describe performance standards for evaluating ESG."

The City of Modesto uses system performance measures captured annually by HMIS to evaluate the outcomes of projects assisted with ESG funds. The measures include: length of homelessness, returns to homelessness, number of sheltered homes persons, employment and income growth for persons, homeless for the first time, and exit destinations and retention of permanent housing. The outcomes are factors included in the Sage Report.

Based on the information from the Action Plan response previously provided to HUD:

1. Briefly describe how you met the performance standards identified in A-90 this program year. If they are not measurable as written type in N/A as the answer.

Data collection protocols are managed and monitored for data compliance and data quality by the HMIS Lead Agency. Data is analyzed to provide unduplicated counts and anonymous aggregate information to develop a more complete understanding of community needs and outcomes, to identify gaps in services and then used to advocate for additional resources. It is also used to inform policies aimed at addressing and ending homelessness by the city of Modesto.

2. Briefly describe what you did not meet and why. If they are not measurable as written type in N/A as the answer.

N/A

OR

3. If your standards were not written as measurable, provide a sample of what you will change them to in the future? If they were measurable and you answered above type in N/A as the answer.

The City will continue to set priorities and measurable standards based on the individualized needs of the community. Currently, eligible program components that are prioritized under the City's ESG program are street outreach, emergency shelter, homelessness prevention and rapid re-housing (including housing relocation and stabilization services as well as short-term and medium-term rental assistance), HMIS, and administrative costs. The City in advance of finalizing its measurable written standards has begun the implementation of setting record keeping standards through checklist, and standardized required documents, and setting subrecipient reporting structures including but not limited to invoice and draw downs, record keeping, and HMIS data quality.

Financial Information

ESG Information from IDIS

As of 8/12/2022

FY	Grant Number	Current Authorized Amount	Funds Committed By Recipient	Funds Drawn	Balance Remaining	Obligation Date	Expenditure Deadline
2021	E21MCO60002	\$162,119.00	\$115,424.90	\$41,988.26	\$120,130.74	9/1/2021	9/1/2023
2020	E20MCO60002	\$164,549.00	\$164,549.00	\$164,549.00	\$0	10/6/2020	10/6/2022
2019	E19MCO60002	\$170,023.00	\$170,023.00	\$170,023.00	\$0	7/31/2019	7/31/2021
2018	E18MCO60002	\$164,535.00	\$164,535.00	\$164,535.00	\$0	11/27/2018	11/27/2020
2017	E17MCO60002	\$168,471.00	\$168,471.00	\$168,471.00	\$0	10/19/2017	10/19/2019
2016	E16MCO60002	\$166,397.00	\$166,397.00	\$166,397.00	\$0	8/22/2016	8/22/2018
2015	E15MCO60002	\$167,909.00	\$167,909.00	\$167,909.00	\$0	9/29/2015	9/29/2017
Total		\$1,440,027.50	\$1,393,333.40	\$1,319,896.76	\$120,130.74		

Expenditures	2021		2020		2019	2018	2017	2016	2015
	Yes	No	Yes	No	No	No	No	No	
	FY2021 Annual ESG Funds for		FY2020 Annual ESG Funds for						
Homelessness Prevention		Non-COVID	Non-COVID	COVID					
Rental Assistance				20,641.31					
Relocation and Stabilization Services - Financial Assistance									
Relocation and Stabilization Services - Services				10,727.06					
Hazard Pay (unique activity)									
Landlord Incentives (unique activity)									
Volunteer Incentives (unique activity)									
Training (unique activity)									
Homeless Prevention Expenses		0.00	0.00	31,368.37					
	FY2021 Annual ESG Funds for		FY2020 Annual ESG Funds for						
Rapid Re-Housing		Non-COVID	Non-COVID	COVID					
Rental Assistance		13,198.67							
Relocation and Stabilization Services - Financial Assistance									
Relocation and Stabilization Services - Services									
Hazard Pay (unique activity)									
Landlord Incentives (unique activity)									
Volunteer Incentives (unique activity)									
Training (unique activity)									
RRH Expenses		13,198.67	0.00	0.00					
	FY2021 Annual ESG Funds for		FY2020 Annual ESG Funds for						
Emergency Shelter		Non-COVID	Non-COVID	COVID					
Essential Services				16,901.54					
Operations									
Renovation									
Major Rehab									
Conversion									
Hazard Pay (unique activity)									
Volunteer Incentives (unique activity)									
Training (unique activity)									
Emergency Shelter Expenses		0.00	0.00	16,901.54					
	FY2021 Annual ESG Funds for		FY2020 Annual ESG Funds for						
Temporary Emergency Shelter		Non-COVID	Non-COVID	COVID					
Essential Services									
Operations									
Leasing existing real property or temporary structures									
Acquisition									
Renovation									
Hazard Pay (unique activity)									
Volunteer Incentives (unique activity)									
Training (unique activity)									
Other Shelter Costs									
Temporary Emergency Shelter Expenses				0.00					
	FY2021 Annual ESG Funds for		FY2020 Annual ESG Funds for						
Street Outreach		Non-COVID	Non-COVID	COVID					
Essential Services		563.28		2,748.14					
Hazard Pay (unique activity)									
Volunteer Incentives (unique activity)									
Training (unique activity)									
Handwashing Stations/Portable Bathrooms (unique activity)									
Street Outreach Expenses		563.28	0.00	2,748.14					
	FY2021 Annual ESG Funds for		FY2020 Annual ESG Funds for						
Other ESG Expenditures		Non-COVID	Non-COVID	COVID					
Cell Phones - for persons in CoC/YHDP funded projects (unique activity)									
Coordinated Entry COVID Enhancements (unique activity)									
Training (unique activity)									
Vaccine Incentives (unique activity)									
HMIS		12,014.41		5,000.00					
Administration		16,211.90	0.00						
Other Expenses		28,226.31	0.00	5,000.00					
	FY2021 Annual ESG Funds for		FY2020 Annual ESG Funds for						
Total Expenditures		Non-COVID	Non-COVID	COVID					
Match		41,988.26	0.00	56,018.05					
		41,164.30	319,271.50						
Total ESG expenditures plus match		83,152.56	375,289.55						

Total expenditures plus match for all years

458,442.11

This report uses data from the ESG-CV reports submitted to HUD. You must have already submitted your report to HUD for the data to be generated. If you have access to multiple ESG-CV recipients, please note that aggregating the full report over many recipients may take several minutes.

To generate a report

1. Select the recipient or multiple recipients (hold CTRL key to select more than one)
2. Select one reporting period
3. Select whether you want to generate the data from the quarterly report or from the cumulative report which was submitted on the reporting period selected
4. Select the component type. You may select all, only one, or hold CTRL key down and select more than one
5. Select the section of the CSV upload you want to report. You may select all, only one, or hold CTRL key down and select more than one

Report criteria

Recipient: **ESG Grant**
(1 selected)

Search this list:

Selected: **ESG Modesto - CA**

TIP: Hold down the CTRL key on the keyboard and click with the mouse in order to select more than one Recipient - ESG Grant

Use data from this period

Quarterly or cumulative

ESG-CV Component Type

- All
- Emergency Shelter (CV)
- Temporary Emergency Shelter Street Outreach
- PH - Rapid Re-Housing
- Homelessness Prevention

TIP: Hold down the CTRL key on the keyboard and click with the mouse in order to select more than one choice.

View report as

Aggregate / summary Data / details Both aggregate and details

Report Date Range

4/1/2022 to 6/30/2022 Using cumulative Bundle Uploads

Report Date Range

4/1/2022 to 6/30/2022 Using cumulative Bundle Uploads

Grant List

Showing 1 to 4 of 4 entries Show entries

Filter:

Jurisdiction	Type	Start Date	End Date	Current Status	Component Type	Count of Projects
	ESG-CV	4/1/2022	6/30/2022	Accepted	Emergency Shelter (CV)	3
	ESG-CV	4/1/2022	6/30/2022	Accepted	Homelessness Prevention	2
	ESG-CV	4/1/2022	6/30/2022	Accepted	PH - Rapid Re-Housing	1
	ESG-CV	4/1/2022	6/30/2022	Accepted	Street Outreach	2

Showing 1 to 4 of 4 entries Show entries

Previous Next

Grant List

Showing 1 to 4 of 4 entries Show entries

Filter:

Jurisdiction	Type	Start Date	End Date	Current Status	Component Type	Count of Projects
	ESG-CV	4/1/2022	6/30/2022	Accepted	Emergency Shelter (CV)	3
	ESG-CV	4/1/2022	6/30/2022	Accepted	Homelessness Prevention	2
	ESG-CV	4/1/2022	6/30/2022	Accepted	PH - Rapid Re-Housing	1
	ESG-CV	4/1/2022	6/30/2022	Accepted	Street Outreach	2

Showing 1 to 4 of 4 entries Show entries

Previous Next

Q04: Project Identifiers in HMIS

Please select details made in the filters above to see Q4 information.

CAPER CSV uploads containing multiple project rows in Q4 will display as separate rows here using the same value in Project Info Row ID.

Q04: Project Identifiers in HMIS

Row ID	Project Info Row ID	Entry ID	Entry Name	Report Start Date	Report End Date	Bundle Name	Component Type	Q04 Org Name	Q04 Org ID	Q04 Project Name	Q04 Project ID	Q04 HMIS Project Type	Q04 Method Of Tracking Es	Q04 Residential Affiliates	Q04 Residential Affiliates Ids	Q04 Coc Number	Q04 Geocode	Q04 Victim Service Provider	Q04 HMIS Software Name	Q04 Report Start Date	Q04 Report End Date	Q04 Copied From Previous Cumulative	Q04 Cw Exemption	Q04 Cw Through Hyperlink	Q04 Email Unique Id	Q04 Email Project Name	Q04 Email Project Type
6591962	6591962	106372	ESG Modesto - CA	4/1/2022	6/30/2022	CSAHMIS-ES-CV-2	Emergency Shelter (CV)	Salvation Army ESG	SAL	TSA ACES	19714	1	0			CA-610	062292	0	ClientTrack by Ecovia Solutions	3/1/2020	6/30/2022	0	No	Yes	CV1J153	42302924-2613-4c1a-8990-756060395159	Emergency Shelter (CV)
6591963	6591962	106372	ESG Modesto - CA	4/1/2022	6/30/2022	CSAHMIS-ES-CV-2	Emergency Shelter (CV)	Salvation Army ESG	SAL	TSA Emergency Shelter	19611	1	0			CA-610	062292	0	ClientTrack by Ecovia Solutions	3/1/2020	6/30/2022	0	No	Yes	CV1J153	42302924-2613-4c1a-8990-756060395159	Emergency Shelter (CV)
6592402	6593402	106372	ESG Modesto - CA	4/1/2022	6/30/2022	CSAHMIS-HP-2	Homelessness Prevention	Community Housing and Shelter Services	CSS	CHES MOD ESG CV HP	19735	12				CA-610	062292	0	ClientTrack by Ecovia Solutions	3/1/2020	6/30/2022	0	No	Yes	CV1J151	42302924-2613-4c1a-8990-756060395159	Homelessness Prevention
6593403	6593402	106372	ESG Modesto - CA	4/1/2022	6/30/2022	CSAHMIS-HP-2	Homelessness Prevention	Family Promise	FAM	FP MOD ESG CV HP	19734	12				CA-610	062292	0	ClientTrack by Ecovia Solutions	3/1/2020	6/30/2022	0	No	Yes	CV1J151	42302924-2613-4c1a-8990-756060395159	Homelessness Prevention
6598191	6589191	106372	ESG Modesto - CA	4/1/2022	6/30/2022	CSAHMIS-RRH-2	PH - Rapid Re-Housing	Downtown Streets Team	A00	DST MOD ESG CV RRH	19736	13				CA-610	062292	0	ClientTrack by Ecovia Solutions	3/1/2021	6/30/2022	0	No	Yes	CV1J15R	42302924-2613-4c1a-8990-756060395159	PH - Rapid Re-Housing
6589238	6589238	106372	ESG Modesto - CA	4/1/2022	6/30/2022	CSAHMIS-SO-2	Street Outreach	HEART Team	A01	MOD HEART TEAM	19746	4				CA-610	062292	0	ClientTrack by Ecovia Solutions	3/1/2020	6/30/2022	0	No	Yes	CV1J15U	42302924-2613-4c1a-8990-756060395159	Street Outreach
6589360	6589360	106372	ESG Modesto - CA	4/1/2022	6/30/2022	CSAHMIS-SO-3	Street Outreach	Center For Human Services	CHS	CHS RHY HITTON OUTREACH	19676	4				CA-610	062292	0	ClientTrack by Ecovia Solutions	7/1/2021	6/30/2022	0	No	Yes	CV1J15T	42302924-2613-4c1a-8990-756060395159	Street Outreach
6584296	6584296	106372	ESG Modesto - CA	4/1/2022	6/30/2022	HMISVSP-ES-CV-2	Emergency Shelter (CV)		509734	Default Emergency Shelter Location	509734P01	1	0	0		CA-610	060909	0	OSNUM	3/2/2020	6/30/2022	0	No	Yes	CV1J15E	68668874-f20d-4f37-bc58-04702468264	Emergency Shelter (CV)

CAPER CSV uploads containing multiple project rows in Q4 will display as separate rows here using the same value in Project Info Row ID.

Q05: Report Validations Table

Total Number of Persons Served	2666
Number of Adults (Age 18 or Over)	2502
Number of Children (Under Age 18)	163
Number of Persons with Unknown Age	1
Number of Leavers	1259
Number of Adult Leavers	1259
Number of Adult and Head of Household Leavers	1259
Number of Stayers	1407
Number of Adult Stayers	1243
Number of Veterans	140
Number of Chronically Homeless Persons	1249
Number of Youth Under Age 25	792
Number of Parenting Youth Under Age 25 with Children	11
Number of Adult Heads of Household	2499
Number of Child and Unknown Age Heads of Household	48
Heads of Households and Adult Stayers in the Project 365 Days or More	399

Q05: Report Validations Table

Row ID	Project Info Row ID	Entry ID	Entry Name	Report Start Date	Report End Date	Bundle Name	Component Type	Total Number of Persons Served	Number of Adults (Age 18 or Over)	Number of Children (Under Age 18)	Number of Persons with Unknown Age	Number of Leavers	Number of Adult Leavers	Number of Adult and Head of Household Leavers	Number of Stayers	Number of Adult Stayers	Number of Veterans	Number of Chronically Homeless Persons	Number of Youth Under Age 25	Number of Parenting Youth Under Age 25 with Children	Number of Adult Heads of Household	Number of Child and Unknown Age Heads of Household	Heads of Households and Adult Stayers in the Project 365 Days or More	
6591964	6591962	106372	ESG Modesto - CA	4/1/2022	6/30/2022	CSAHMIS-ES-CV-2	Emergency Shelter (CV)	1477	1477	0	0	1246	1246	1246	231	231	98	798	101	0	1477	0	43	
6593404	6593402	106372	ESG Modesto - CA	4/1/2022	6/30/2022	CSAHMIS-HP-2	Homelessness Prevention	0	0	0	0	0	0	0	0	0	0	0	0	0	0	0	0	0
6589192	6589191	106372	ESG Modesto - CA	4/1/2022	6/30/2022	CSAHMIS-RRH-2	PH - Rapid Re-Housing	10	10	0	0	0	0	0	10	10	2	5	0	0	10	0	2	
6589239	6589238	106372	ESG Modesto - CA	4/1/2022	6/30/2022	CSAHMIS-SO-2	Street Outreach	820	806	14	0	0	0	0	820	806	40	441	43	0	804	14	167	
6589361	6589360	106372	ESG Modesto - CA	4/1/2022	6/30/2022	CSAHMIS-SO-3	Street Outreach	14	14	0	0	13	13	13	1	1	0	4	14	0	14	0	0	
6584297	6584296	106372	ESG Modesto - CA	4/1/2022	6/30/2022	HMISVSP-ES-CV-2	Emergency Shelter (CV)	345	195	149	1	0	0	0	345	195	0	1	34	11	104	34	187	

Q06: Data Quality: Personally Identifying Information (PII)

Data Element	Client Doesn't Know/Refused	Information Missing	Data Issues	Total	% of Error Rate
Name	0	0	1	1	0.04%
Social Security Number	105	317	61	483	18.12%
Date of Birth	1	0	10	11	0.41%
Race	5	11	16	22	0.83%
Ethnicity	1	3	4	8	0.3%
Gender	0	1	1	2	0.08%
Dwelling Score			502	502	19.2%

Numbers in green *italics* have been recalculated or weighted based on available totals.

Q06: Data Quality: Personally Identifying Information (PI)

Row ID	Project Info Row ID	Entry ID	Entity Name	Report Start Date	Report End Date	Bundle Name	Component Type	Name Client Does Not Know/Refused	Social Security Number Client Does Not Know/Refused	Date of Birth Client Does Not Know/Refused	Race Client Does Not Know/Refused	Ethnicity Client Does Not Know/Refused	Gender Client Does Not Know/Refused	Name Information Missing	Social Security Number Information Missing	Date of Birth Information Missing	Race Information Missing	Ethnicity Information Missing	Gender Information Missing	Name Data Issues	Social Security Number Data Issues	Date of Birth Data Issues	Race Data Issues	Ethnicity Data Issues	Gender Data Issues	Name Total	Social Security Number Total	Date of Birth Total	Race Total	Ethnicity Total	Gender Total	Overall Score Total	Name % of Error Rate	Social Security Number % of Error Rate	Date of Birth % of Error Rate
6591965	6591962	106372	ESG - Modesto - CA	4/1/2022	6/30/2022	CSAHMS-ES-CV-2	Emergency Shelter (CV)	0	25	0	0	0	0	0	0	0	0	0	0	0	3	0	0	0	0	0	28	0	0	0	0	0	0.019		
6593495	6593492	106372	ESG - Modesto - CA	4/1/2022	6/30/2022	CSAHMS-HP-2	Homelessness Prevention	0	0	0	0	0	0	0	0	0	0	0	0	0	0	0	0	0	0	0	0	0	0	0	0	0	0		
6589193	6589191	106372	ESG - Modesto - CA	4/1/2022	6/30/2022	CSAHMS-RRH-2	PH - Rapid Re-Housing	0	0	0	0	0	0	0	0	0	0	0	0	0	0	0	0	0	0	0	0	0	0	0	0	0	0		
6589240	6589238	106372	ESG - Modesto - CA	4/1/2022	6/30/2022	CSAHMS-SO-2	Street Outreach	0	28	0	5	1	0	0	23	0	11	3	1	1	58	9	1	109	9	16	4	1	128	0.0012	0.1329	0.0			
6589362	6589360	106372	ESG - Modesto - CA	4/1/2022	6/30/2022	CSAHMS-SO-3	Street Outreach	0	1	0	0	0	0	0	0	0	0	0	0	0	0	0	0	0	0	1	0	0	0	0	0	0	0.0274		
6584298	6584296	106372	ESG - Modesto - CA	4/1/2022	6/30/2022	HMSVSP-ES-CV-2	Emergency Shelter (CV)	0	51	1	0	0	0	0	294	0	0	0	0	0	0	1	0	0	0	345	2	0	0	0	345	0	1	0.001	

Numbers in green italics have been recalculated or weighted based on available totals.

Q06: Data Quality: Universal Data Elements

Data Element	Error Count	% of Error Rate
Veteran Status	26	3.04%
Project Start Date	0	0%
Relationship to Head of Household	154	5.37%
Client Location	5	0.23%
Disabling Condition	34	1.28%

Numbers in green italics have been recalculated or weighted based on available totals.

Q06: Data Quality: Universal Data Elements

Row ID	Project Info Row ID	Entry ID	Entity Name	Report Start Date	Report End Date	Bundle Name	Component Type	Veteran Status Error Count	Project Start Date Error Count	Relationship to Head of Household Error Count	Client Location Error Count	Disabling Condition Error Count	Veteran Status % of Error Rate	Project Start Date % of Error Rate	Relationship to Head of Household % of Error Rate	Client Location % of Error Rate	Disabling Condition % of Error Rate
6591966	6591962	106372	ESG - Modesto - CA	4/1/2022	6/30/2022	CSAHMS-ES-CV-2	Emergency Shelter (CV)	0	0	0	0	0	0	0	0	0	0
6593496	6593492	106372	ESG - Modesto - CA	4/1/2022	6/30/2022	CSAHMS-HP-2	Homelessness Prevention	0	0	0	0	0	0	0	0	0	0
6589194	6589191	106372	ESG - Modesto - CA	4/1/2022	6/30/2022	CSAHMS-RRH-2	PH - Rapid Re-Housing	0	0	0	0	0	0	0	0	0	0
6589241	6589238	106372	ESG - Modesto - CA	4/1/2022	6/30/2022	CSAHMS-SO-2	Street Outreach	21	0	0	5	29	0.0256	0	0	0.0061	0.0354
6589363	6589360	106372	ESG - Modesto - CA	4/1/2022	6/30/2022	CSAHMS-SO-3	Street Outreach	0	0	0	0	0	0	0	0	0	0
6584299	6584296	106372	ESG - Modesto - CA	4/1/2022	6/30/2022	HMSVSP-ES-CV-2	Emergency Shelter (CV)	5	0	154	0	5	0.0256	0	0.4464	0	0.0145

Numbers in green italics have been recalculated or weighted based on available totals.

Q06: Data Quality: Income and Housing Data Quality

Data Element	Error Count	% of Error Rate
Destination	765	42.76%
Income and Sources at Start	91	3.87%
Income and Sources at Annual Assessment	163	40.85%
Income and Sources at Exit	767	60.92%

Numbers in green italics have been recalculated or weighted based on available totals.

Q06: Data Quality: Income and Housing Data Quality

Row ID	Project Info Row ID	Entry ID	Entity Name	Report Start Date	Report End Date	Bundle Name	Component Type	Destination Error Count	Income and Sources at Start Error Count	Income and Sources at Annual Assessment Error Count	Income and Sources at Exit Error Count	Destination % of Error Rate	Income and Sources at Start % of Error Rate	Income and Sources at Annual Assessment % of Error Rate	Income and Sources at Exit % of Error Rate	
6591967	6591962	106372	ESG - Modesto - CA	4/1/2022	6/30/2022	CSAHMS-ES-CV-2	Emergency Shelter (CV)	758	0	0	759	0.6083	0	0	0.6091	
6593497	6593492	106372	ESG - Modesto - CA	4/1/2022	6/30/2022	CSAHMS-HP-2	Homelessness Prevention	0	0	0	0	0	0	0	0	
6589195	6589191	106372	ESG - Modesto - CA	4/1/2022	6/30/2022	CSAHMS-RRH-2	PH - Rapid Re-Housing	0	0	0	0	0	0	0	0	
6589242	6589238	106372	ESG - Modesto - CA	4/1/2022	6/30/2022	CSAHMS-SO-2	Street Outreach	0	64	163	0	0.078	1	0	0	
6589364	6589360	106372	ESG - Modesto - CA	4/1/2022	6/30/2022	CSAHMS-SO-3	Street Outreach	7	0	0	8	0.5385	0	0	0.6154	
6584300	6584296	106372	ESG - Modesto - CA	4/1/2022	6/30/2022	HMSVSP-ES-CV-2	Emergency Shelter (CV)	0	27	0	0	0	0.1179	0	0	0

Numbers in green italics have been recalculated or weighted based on available totals.

Q06: Data Quality: Chronic Homelessness

Entering into project type	Count of Total Records	Missing Time in Institution	Missing Time in Housing	Approximate Date Started DK/R/missing	Number of Times DK/R/missing	Number of Months DK/R/missing	% of Records Unable to Calculate
ES, SH, Street Outreach	2504			2	45	67	2.84%
TH	0	0	0	0	0	0	0
PH (AO)	10	0	0	0	0	0	0
Total	2514						2.82%

Numbers in green italics have been recalculated or weighted based on available totals.

Q06: Data Quality: Chronic Homelessness

Row ID	Project Info Row ID	Entry ID	Entity Name	Report Start Date	Report End Date	Bundle Name	Component Type	ES, SH Street Outreach Count of Total Records	TH Count of Total Records	PH (AO) Count of Total Records	odd total records	ES, SH Street Outreach Missing Time in Institution	TH Missing Time in Institution	PH (AO) Missing Time in Institution	odd total missing time in inst	ES, SH Street Outreach Missing Time in Housing	TH Missing Time in Housing	PH (AO) Missing Time in Housing	odd total missing time housing	ES, SH Street Outreach Approximate Date Started	TH Approximate Date Started	PH (AO) Approximate Date Started	odd total approx start date	ES, SH Street Outreach Number of Months DK/R/missing	TH Number of Months DK/R/missing	PH (AO) Number of Months DK/R/missing	odd total number of months	ES, SH Street Outreach Number of Months DK/R/missing	TH Number of Months DK/R/missing	PH (AO) Number of Months DK/R/missing	odd total number of records	ES, SH Street Outreach % of Records Unable to Calculate	TH % of Records Unable to Calculate	PH (AO) % of Records Unable to Calculate
6591968	6591962	106372	ESG - Modesto - CA	4/1/2022	6/30/2022	CSAHMS-ES-CV-2	Emergency Shelter (CV)	1476	0	0	1476	0	0	0	0	0	0	0	0	0	0	0	0	4	0	0	4	0	0	0	0.0027	0		
6593498	6593492	106372	ESG - Modesto - CA	4/1/2022	6/30/2022	CSAHMS-HP-2	Homelessness Prevention	0	0	0	0	0	0	0	0	0	0	0	0	0	0	0	0	0	0	0	0	0	0	0	0	0	0	
6589196	6589191	106372	ESG - Modesto - CA	4/1/2022	6/30/2022	CSAHMS-RRH-2	PH - Rapid Re-Housing	0	0	10	10	0	0	0	0	0	0	0	0	0	0	0	0	0	0	0	0	0	0	0	0	0	0	
6589243	6589238	106372	ESG - Modesto - CA	4/1/2022	6/30/2022	CSAHMS-SO-2	Street Outreach	620	0	0	620	0	0	0	0	1	0	0	0	0	0	0	0	40	0	0	62	0	0	0	0.0865	0		
6589365	6589360	106372	ESG - Modesto - CA	4/1/2022	6/30/2022	CSAHMS-SO-3	Street Outreach	14	0	0	14	0	0	0	0	0	0	0	0	0	0	0	0	0	0	0	0	0	0	0	0	0	0	
6584301	6584296	106372	ESG - Modesto - CA	4/1/2022	6/30/2022	HMSVSP-ES-CV-2	Emergency Shelter (CV)	194	0	0	194	0	0	0	0	1	0	0	0	0	0	0	1	0	0	1	0	0	0	0.0052	0			

Numbers in green italics have been recalculated or weighted based on available totals.

Q06: Data Quality: Timeliness

Time for Record Entry	Number of Project Start Records	Number of Project Exit Records
0 days	584	312
1-3 Days	786	670
4-6 Days	229	160
7-10 Days	78	49
11+ Days	868	68

Q06: Data Quality: Timeliness

Row ID	Project Info Row ID	Entry ID	Entity Name	Report Start Date	Report End Date	Bundle Name	Component Type	0 days Number of Project Start Records	1-3 Days Number of Project Start Records	4-6 Days Number of Project Start Records	7-10 Days Number of Project Start Records	11+ Days Number of Project Start Records	0 days Number of Project Exit Records	1-3 Days Number of Project Exit Records	4-6 Days Number of Project Exit Records	7-10 Days Number of Project Exit Records	11+ Days Number of Project Exit Records
6591969	6591962	106372	ESG - Modesto - CA	4/1/2022	6/30/2022	CSAHMS-ES-CV-2	Emergency Shelter (CV)	236	784	228	70	47	308	670	159	49	60
6593499	6593492	106372	ESG - Modesto - CA	4/1/2022	6/30/2022	CSAHMS-HP-2	Homelessness Prevention	0	0	0	0	0	0	0	0	0	0
6589197	6589191	106372	ESG - Modesto - CA	4/1/2022	6/30/2022	CSAHMS-RRH-2	PH - Rapid Re-Housing	1	0	0	2	5	0	0	0	0	0
6589244	6589238	106372	ESG - Modesto - CA	4/1/2022	6/30/2022	CSAHMS-SO-2	Street Outreach	0	0	0	6	814	0	0	0	0	0
6589366	6589360	106372	ESG - Modesto - CA	4/1/2022	6/30/2022	CSAHMS-SO-3	Street Outreach	2	2	1	0	2	4	0	1	0	8
6584302	6584296	106372	ESG - Modesto - CA	4/1/2022	6/30/2022	HMSVSP-ES-CV-2	Emergency Shelter (CV)	345	0	0	0	0	0	0	0	0	0

Q06: Data Quality: Inactive Records: Street Outreach & Emergency Shelter

Data Element	# of Records	# of Inactive Records	% of Inactive Records
Contact (Adults and Heads of Household in Street Outreach or ES - NBN)	704	695	98.72%
Bed Night (All Clients in ES - NBN)	0	0	0

Numbers in green italics have been recalculated or weighted based on available totals.

Q06: Data Quality - Inactive Records - Street Outreach & Emergency Shelter

Row ID	Project Info Row ID	Entry ID	Entity Name	Report Start Date	Report End Date	Bundle Name	Component Type	Contact (Adults and Heads of Household in Street Outreach or ES - NEN) # of Records	Bed Night (All Clients in ES - NEN) # of Records	Contact (Adults and Heads of Household in Street Outreach or ES - NEN) # of Inactive Records	Bed Night (All Clients in ES - NEN) # of Inactive Records	Contact (Adults and Heads of Household in Street Outreach or ES - NEN) % of Inactive Records	Bed Night (All Clients in ES - NEN) % of Inactive Records
6591970	6591962	106372	ESG - Modesto - CA	4/1/2022	6/30/2022	CSAHMS-ES-CV-2	Emergency Shelter (CV)	0	0	0	0	0	0
6593500	6593492	106372	ESG - Modesto - CA	4/1/2022	6/30/2022	CSAHMS-HP-2	Homelessness Prevention	0	0	0	0	0	0
6599118	6589191	106372	ESG - Modesto - CA	4/1/2022	6/30/2022	CSAHMS-RRH-2	PH - Rapid Re-Housing	0	0	0	0	0	0
6599245	6589238	106372	ESG - Modesto - CA	4/1/2022	6/30/2022	CSAHMS-SO-2	Street Outreach	704	0	695	0	0.9872	0
6599367	6589360	106372	ESG - Modesto - CA	4/1/2022	6/30/2022	CSAHMS-SO-3	Street Outreach	0	0	0	0	0	0
6584303	6584296	106372	ESG - Modesto - CA	4/1/2022	6/30/2022	HMSVSP-ES-CV-2	Emergency Shelter (CV)	0	0	0	0	0	0

Numbers in green italics have been recalculated or weighted based on available totals.

Q07a: Number of Persons Served

	Total	Without Children	With Children and Adults	With Only Children	Unknown Household Type
Adults	289	288	51	0	0
Children	168	0	91	77	0
Client Doesn't Know/Client Refused	22	0	0	0	22
Data Not Collected	5	0	0	0	5
Total	3004	288	142	77	27
For PSH & RRH - the total persons served who moved into housing	10	10	0	0	0

Q07b: Number of Persons Served

Row ID	Project Info Row ID	Entry ID	Entity Name	Report Start Date	Report End Date	Bundle Name	Component Type	Adults Total	Children Total	Client Doesn't Know/Client Refused Total	Data Not Collected Total	q7a total	For PSH & RRH - the total persons served who moved into housing Total	Adults Without Children	Children Without Children	Client Doesn't Know/Client Refused Without Children	Data Not Collected Without Children	q7a total w/ children	For PSH & RRH - the total persons served who moved into housing Without Children	Adults With Children and Adults	Children With Children and Adults	Client Doesn't Know/Client Refused With Children and Adults	Data Not Collected With Children and Adults	q7a total w/ children adults	For PSH & RRH - the total persons served who moved into housing With Children and Adults	Adults With Only Children	Children With Only Children	Client Doesn't Know/Client Refused With Only Children	Data Not Collected With Only Children	q7a total only children	For PSH & RRH - the total persons served who moved into housing With Only Children	Adults Unknown Household Type	Children Unknown Household Type	Client Doesn't Know/Client Refused Unknown Household Type	Data Not Collected Unknown Household Type	q7a total unknown	For PSH & RRH - the total persons served who moved into housing Unknown Household Type	
6591971	6591962	106372	ESG - Modesto - CA	4/1/2022	6/30/2022	CSAHMS-ES-CV-2	Emergency Shelter (CV)	1477	0	0	0	1477	0	1477	0	0	0	1477	0	0	0	0	0	0	0	0	0	0	0	0	0	0	0	0	0	0	0	0
6593501	6593492	106372	ESG - Modesto - CA	4/1/2022	6/30/2022	CSAHMS-HP-2	Homelessness Prevention	0	0	0	0	0	0	0	0	0	0	0	0	0	0	0	0	0	0	0	0	0	0	0	0	0	0	0	0	0	0	
6599119	6589191	106372	ESG - Modesto - CA	4/1/2022	6/30/2022	CSAHMS-RRH-2	PH - Rapid Re-Housing	10	0	0	0	10	10	10	0	0	10	10	0	0	0	0	0	0	0	0	0	0	0	0	0	0	0	0	0	0	0	0
6599246	6589238	106372	ESG - Modesto - CA	4/1/2022	6/30/2022	CSAHMS-SO-2	Street Outreach	1150	17	23	4	1192	0	1149	0	0	1149	0	0	0	0	0	0	2	0	16	0	0	0	16	0	0	0	21	4	25	0	0
6599368	6589360	106372	ESG - Modesto - CA	4/1/2022	6/30/2022	CSAHMS-SO-3	Street Outreach	57	2	0	1	60	0	57	0	0	57	0	0	0	0	0	0	0	2	0	2	0	0	0	0	0	0	1	1	0	0	
6584304	6584296	106372	ESG - Modesto - CA	4/1/2022	6/30/2022	HMSVSP-ES-CV-2	Emergency Shelter (CV)	195	149	1	0	345	0	145	0	0	145	0	50	90	0	0	140	0	59	0	59	0	0	0	0	1	0	1	0	0		

Q07c: Point-in-Time Count of Persons on the Last Wednesday

	Total	Without Children	With Children and Adults	With Only Children	Unknown Household Type
January	1514	1278	142	70	24
April	1669	1430	142	73	24
July	933	726	132	61	14
October	1306	1078	140	68	20

Q07d: Point-in-Time Count of Persons on the Last Wednesday

Row ID	Project Info Row ID	Entry ID	Entity Name	Report Start Date	Report End Date	Bundle Name	Component Type	January Total	April Total	July Total	October Total	January Without Children	April Without Children	July Without Children	October Without Children	January With Children and Adults	April With Children and Adults	July With Children and Adults	October With Children and Adults	January With Only Children	April With Only Children	July With Only Children	October With Only Children	January Unknown Household Type	April Unknown Household Type	July Unknown Household Type	October Unknown Household Type
6591972	6591962	106372	ESG - Modesto - CA	4/1/2022	6/30/2022	CSAHMS-ES-CV-2	Emergency Shelter (CV)	241	287	205	244	241	287	205	244	0	0	0	0	0	0	0	0	0	0	0	0
6593502	6593492	106372	ESG - Modesto - CA	4/1/2022	6/30/2022	CSAHMS-HP-2	Homelessness Prevention	0	0	0	0	0	0	0	0	0	0	0	0	0	0	0	0	0	0	0	
6599200	6589191	106372	ESG - Modesto - CA	4/1/2022	6/30/2022	CSAHMS-RRH-2	PH - Rapid Re-Housing	8	10	2	5	8	10	2	5	0	0	0	0	0	0	0	0	0	0	0	
6599247	6589238	106372	ESG - Modesto - CA	4/1/2022	6/30/2022	CSAHMS-SO-2	Street Outreach	914	1018	401	706	878	979	382	678	2	2	0	0	11	14	6	9	23	23	13	
6599369	6589360	106372	ESG - Modesto - CA	4/1/2022	6/30/2022	CSAHMS-SO-3	Street Outreach	6	9	18	7	6	9	17	7	0	0	0	0	0	1	0	0	0	0		
6584305	6584296	106372	ESG - Modesto - CA	4/1/2022	6/30/2022	HMSVSP-ES-CV-2	Emergency Shelter (CV)	345	345	307	344	145	145	120	144	140	140	132	140	59	59	54	59	1	1	1	

Q08a: Households Served

	Total	Without Children	With Children and Adults	With Only Children	Unknown Household Type
Total Households	2963	2835	50	51	27
For PSH & RRH - the total households served who moved into housing	10	10	0	0	0

Q08b: Households Served

Row ID	Project Info Row ID	Entry ID	Entity Name	Report Start Date	Report End Date	Bundle Name	Component Type	Total Households Total	For PSH & RRH - the total households served who moved into housing Total	Total Households Without Children	For PSH & RRH - the total households served who moved into housing Without Children	Total Households With Children and Adults	For PSH & RRH - the total households served who moved into housing With Children and Adults	Total Households With Only Children	For PSH & RRH - the total households served who moved into housing With Only Children	Total Households Unknown Household Type	For PSH & RRH - the total households served who moved into housing Unknown Household Type
6591973	6591962	106372	ESG - Modesto - CA	4/1/2022	6/30/2022	CSAHMS-ES-CV-2	Emergency Shelter (CV)	1477	0	1477	0	0	0	0	0	0	
6593503	6593492	106372	ESG - Modesto - CA	4/1/2022	6/30/2022	CSAHMS-HP-2	Homelessness Prevention	0	0	0	0	0	0	0	0		
6599201	6589191	106372	ESG - Modesto - CA	4/1/2022	6/30/2022	CSAHMS-RRH-2	PH - Rapid Re-Housing	10	10	10	0	0	0	0			
6599248	6589238	106372	ESG - Modesto - CA	4/1/2022	6/30/2022	CSAHMS-SO-2	Street Outreach	1188	0	1146	0	1	0	16	0		
6599370	6589360	106372	ESG - Modesto - CA	4/1/2022	6/30/2022	CSAHMS-SO-3	Street Outreach	60	0	57	0	0	2	0			
6584306	6584296	106372	ESG - Modesto - CA	4/1/2022	6/30/2022	HMSVSP-ES-CV-2	Emergency Shelter (CV)	228	0	145	0	49	33	0			

Q08c: Point-in-Time Count of Households on the Last Wednesday

	Total	Without Children	With Children and Adults	With Only Children	Unknown Household Type
January	1393	1275	50	44	24
April	1548	1427	50	47	24
July	820	726	45	35	14
October	1188	1077	49	42	20

Q08d: Point-in-Time Count of Households on the Last Wednesday

Row ID	Project Info Row ID	Entry ID	Entity Name	Report Start Date	Report End Date	Bundle Name	Component Type	January Total	April Total	July Total	October Total	January Without Children	April Without Children	July Without Children	October Without Children	January With Children and Adults	April With Children and Adults	July With Children and Adults	October With Children and Adults	January With Only Children	April With Only Children	July With Only Children	October With Only Children	January Unknown Household Type	April Unknown Household Type	July Unknown Household Type	October Unknown Household Type
6591974	6591962	106372	ESG - Modesto - CA	4/1/2022	6/30/2022	CSAHMS-ES-CV-2	Emergency Shelter (CV)	241	287	205	244	241	287	205	244	0	0	0	0	0	0	0	0	0	0	0	
6593504	6593492	106372	ESG - Modesto - CA	4/1/2022	6/30/2022	CSAHMS-HP-2	Homelessness Prevention	0	0	0	0	0	0	0	0	0	0	0	0	0	0	0	0	0	0		
6599202	6589191	106372	ESG - Modesto - CA	4/1/2022	6/30/2022	CSAHMS-RRH-2	PH - Rapid Re-Housing	8	10	2	5	8	10	2	5	0	0	0	0	0	0	0	0	0	0		
6599249	6589238	106372	ESG - Modesto - CA	4/1/2022	6/30/2022	CSAHMS-SO-2	Street Outreach	910	1014	401	705	875	976	382	677	1	1	0	0	11	14	6	9	23	23		
6599371	6589360	106372	ESG - Modesto - CA	4/1/2022	6/30/2022	CSAHMS-SO-3	Street Outreach	6	9	18	7	6	9	17	7	0	0	0	0	1	0	0	0	0			
6584307	6584296	106372	ESG - Modesto - CA	4/1/2022	6/30/2022	HMSVSP-ES-CV-2	Emergency Shelter (CV)	228	228	194	227	145	145	120	144	49	49	45	49	33	33	28	33	1	1		

Q09a: Number of Persons Contacted

Number of Persons Contacted	All Persons Contacted	First contact - NOT staying on the Streets, ES, or SH	First contact - WAS staying on Streets, ES, or SH	First contact - Worker unable to determine
Once	754	34	694	26
2-5 Times	467	18	442	7
6-9 Times	8	0	8	0
10+ Times	4	2	2	0
Total Persons Contacted	1233	54	1146	33

Q09c: Number of Persons Contacted

Row ID	Project Info Row ID	Entry ID	Entity Name	Report Start Date	Report End Date	Bundle Name	Component Type	Once All Persons Contacted	2-5 Times All Persons Contacted	6-9 Times All Persons Contacted	10+ Times All Persons Contacted	Total Persons Contacted	Once First contact - NOT staying on Streets, ES, or SH	2-5 Times First contact - NOT staying on Streets, ES, or SH	6-9 Times First contact - NOT staying on Streets, ES, or SH	10+ Times First contact - NOT staying on Streets, ES, or SH	Total Persons Contacted First contact - NOT staying on Streets, ES, or SH	Once First contact - WAS staying on Streets, ES, or SH	2-5 Times First contact - WAS staying on Streets, ES, or SH	6-9 Times First contact - WAS staying on Streets, ES, or SH	10+ Times First contact - WAS staying on Streets, ES, or SH	Total Persons Contacted First contact - WAS staying on Streets, ES, or SH	Once First contact - Worker unable to determine	2-5 Times First contact - Worker unable to determine	6-9 Times First contact - Worker unable to determine	10+ Times First contact - Worker unable to determine	Total Persons Contacted First contact - Worker unable to determine	
6591975	6591962	106372	ESG: Modesto -CA	4/1/2022	6/30/2022	CSAHMS-ES-CV-2	Emergency Shelter (CV)	0	0	0	0	0	0	0	0	0	0	0	0	0	0	0	0	0	0	0	0	0
6593505	6593492	106372	ESG: Modesto -CA	4/1/2022	6/30/2022	CSAHMS-HP-2	Homelessness Prevention	0	0	0	0	0	0	0	0	0	0	0	0	0	0	0	0	0	0	0	0	0
6589203	6589191	106372	ESG: Modesto -CA	4/1/2022	6/30/2022	CSAHMS-RRH-2	PH - Rapid Re-Housing	0	0	0	0	0	0	0	0	0	0	0	0	0	0	0	0	0	0	0	0	0
6589250	6589238	106372	ESG: Modesto -CA	4/1/2022	6/30/2022	CSAHMS-SO-2	Street Outreach	740	446	5	1	1192	30	15	0	0	45	684	424	5	1	1114	26	7	0	0	0	33
6589372	6589360	106372	ESG: Modesto -CA	4/1/2022	6/30/2022	CSAHMS-SO-3	Street Outreach	14	21	3	3	41	4	3	0	2	9	10	18	3	1	32	0	0	0	0	0	0
6584308	6584296	106372	ESG: Modesto -CA	4/1/2022	6/30/2022	HMSVSP-ES-CV-2	Emergency Shelter (CV)	0	0	0	0	0	0	0	0	0	0	0	0	0	0	0	0	0	0	0	0	0

Q09c: Number of Persons Engaged

Number of Persons Engaged	All Persons Contacted	First contact - NOT staying on Streets, ES, or SH	First contact - WAS staying on Streets, ES, or SH	First contact - Worker unable to determine
Once	496	22	472	2
2-5 Contacts	332	8	318	6
6-9 Contacts	0	0	0	0
10+ Contacts	0	0	0	0
Total Persons Engaged	828	30	790	8
Rate of Engagement	67.15%	55.56%	68.94%	24.24%

Numbers in green italics have been recalculated or weighted based on available totals.

Q09c: Number of Persons Engaged

Row ID	Project Info Row ID	Entry ID	Entity Name	Report Start Date	Report End Date	Bundle Name	Component Type	Once All Persons Contacted	2-5 Times All Persons Contacted	6-9 Times All Persons Contacted	10+ Times All Persons Contacted	Total Persons Engaged	Rate of Engagement	Once First contact - NOT staying on Streets, ES, or SH	2-5 Times First contact - NOT staying on Streets, ES, or SH	6-9 Times First contact - NOT staying on Streets, ES, or SH	10+ Times First contact - NOT staying on Streets, ES, or SH	Total Persons Engaged First contact - NOT staying on Streets, ES, or SH	Once First contact - WAS staying on Streets, ES, or SH	2-5 Times First contact - WAS staying on Streets, ES, or SH	6-9 Times First contact - WAS staying on Streets, ES, or SH	10+ Times First contact - WAS staying on Streets, ES, or SH	Total Persons Engaged First contact - WAS staying on Streets, ES, or SH	Rate of Engagement	Once First contact - Worker unable to determine	2-5 Times First contact - Worker unable to determine	6-9 Times First contact - Worker unable to determine	10+ Times First contact - Worker unable to determine	Total Persons Engaged First contact - Worker unable to determine	Rate of Engagement
6591976	6591962	106372	ESG: Modesto -CA	4/1/2022	6/30/2022	CSAHMS-ES-CV-2	Emergency Shelter (CV)	0	0	0	0	0	0	0	0	0	0	0	0	0	0	0	0	0	0	0	0	0	0	0
6593506	6593492	106372	ESG: Modesto -CA	4/1/2022	6/30/2022	CSAHMS-HP-2	Homelessness Prevention	0	0	0	0	0	0	0	0	0	0	0	0	0	0	0	0	0	0	0	0	0	0	0
6589204	6589191	106372	ESG: Modesto -CA	4/1/2022	6/30/2022	CSAHMS-RRH-2	PH - Rapid Re-Housing	0	0	0	0	0	0	0	0	0	0	0	0	0	0	0	0	0	0	0	0	0	0	0
6589251	6589238	106372	ESG: Modesto -CA	4/1/2022	6/30/2022	CSAHMS-SO-2	Street Outreach	490	330	0	0	820	0.6879	19	8	0	0	27	0.6	450	316	0	0	785	0.7047	2	6	0	8	0.2424
6589373	6589360	106372	ESG: Modesto -CA	4/1/2022	6/30/2022	CSAHMS-SO-3	Street Outreach	6	2	0	0	8	0.1951	3	0	0	3	0.375	3	2	0	0	5	0.1515	0	0	0	0	0	
6584309	6584296	106372	ESG: Modesto -CA	4/1/2022	6/30/2022	HMSVSP-ES-CV-2	Emergency Shelter (CV)	0	0	0	0	0	0	0	0	0	0	0	0	0	0	0	0	0	0	0	0	0	0	

Numbers in green italics have been recalculated or weighted based on available totals.

Q10c: Gender of Adults

	Total	Without Children	With Children and Adults	Unknown Household Type
Male	1714	1712	2	0
Female	1153	1104	49	0
No Single Gender	6	6	0	0
Questioning	6	6	0	0
Transgender	8	8	0	0
Client Doesn't Know/Client Refused	0	0	0	0
Data Not Collected	3	3	0	0
Total	2889	2838	51	0

Trans Female (MTF or Male to Female) ♀
Trans Male (FTM or Female to Male) ♂

Effective 10/1/2021, this table contains a consolidated Transgender row which includes the sum of data from the previously separate Transgender rows, tagged with 5.

Q10c: Gender of Adults

Row ID	Project Info Row ID	Entry ID	Entity Name	Report Start Date	Report End Date	Bundle Name	Component Type	Male Total	Female Total	No Single Gender Total	Questioning Total	Transgender Total	Client Doesn't Know/Client Refused Total	Data Not Collected Total	q10a Total	Trans Female (MTF or Female to Male) Total	Trans Male (FTM or Male to Female) Total	Male Without Children	Female Without Children	No Single Gender Without Children	Questioning Without Children	Transgender Without Children	Client Doesn't Know/Client Refused Without Children	Data Not Collected Without Children	q10a total w/ children	Trans Female (MTF or Male to Female) Without Children	Trans Male (FTM or Female to Male) Without Children	Male With Children and Adults	Female With Children and Adults	No Single Gender With Children and Adults	Questioning With Children and Adults	Transgender With Children and Adults	Client Doesn't Know/Client Refused With Children and Adults	Data Not Collected With Children and Adults	q10a total w/ children	Trans Female (MTF or Male to Female) With Children and Adults	Trans Male (FTM or Female to Male) With Children and Adults					
6591977	6591962	106372	ESG: Modesto -CA	4/1/2022	6/30/2022	CSAHMS-ES-CV-2	Emergency Shelter (CV)	942	526	3	3	3	0	0	1477	0	0	942	526	3	3	3	0	0	1477	0	0	0	0	0	0	0	0	0	0	0	0	0	0	0	0	
6593507	6593492	106372	ESG: Modesto -CA	4/1/2022	6/30/2022	CSAHMS-HP-2	Homelessness Prevention	0	0	0	0	0	0	0	0	0	0	0	0	0	0	0	0	0	0	0	0	0	0	0	0	0	0	0	0	0	0	0	0	0		
6589205	6589191	106372	ESG: Modesto -CA	4/1/2022	6/30/2022	CSAHMS-RRH-2	PH - Rapid Re-Housing	7	3	0	0	0	0	0	10	0	0	7	3	0	0	0	0	0	10	0	0	0	0	0	0	0	0	0	0	0	0	0	0	0	0	
6589252	6589238	106372	ESG: Modesto -CA	4/1/2022	6/30/2022	CSAHMS-SO-2	Street Outreach	731	408	2	3	5	0	2	1150	0	0	731	407	2	3	5	0	2	1149	0	1	0	0	0	0	0	0	0	0	0	0	0	0	0	0	1
6589374	6589360	106372	ESG: Modesto -CA	4/1/2022	6/30/2022	CSAHMS-SO-3	Street Outreach	29	26	1	0	0	0	1	57	0	0	29	26	1	0	0	0	1	57	0	0	0	0	0	0	0	0	0	0	0	0	0	0	0	0	0
6584310	6584296	106372	ESG: Modesto -CA	4/1/2022	6/30/2022	HMSVSP-ES-CV-2	Emergency Shelter (CV)	5	190	0	0	0	0	195	0	0	3	142	0	0	0	0	0	0	145	2	48	0	0	0	0	0	0	0	0	0	0	0	0	0	50	

Effective 10/1/2021, this table contains a consolidated Transgender row which includes the sum of data from the previously separate Transgender rows, tagged with 5.

Q10c: Gender of Children

	Total	With Children and Adults	With Only Children	Unknown Household Type
Male	91	52	39	0
Female	76	39	37	0
No Single Gender	1	0	1	0
Questioning	0	0	0	0
Transgender	0	0	0	0
Client Doesn't Know/Client Refused	0	0	0	0
Data Not Collected	0	0	0	0
Total	168	91	77	0

Trans Female (MTF or Male to Female) ♀
Trans Male (FTM or Female to Male) ♂

Effective 10/1/2021, this table contains a consolidated Transgender row which includes the sum of data from the previously separate Transgender rows, tagged with 5.

Q10c: Gender of Children

Row ID	Project Info Row ID	Entry ID	Entity Name	Report Start Date	Report End Date	Bundle Name	Component Type	Male Total	Female Total	No Single Gender Total	Questioning Total	Transgender Total	Client Doesn't Know/Client Refused Total	Data Not Collected Total	q10b Total	Trans Female (MTF or Female to Male) Total	Trans Male (FTM or Male to Female) Total	Male With Children and Adults	Female With Children and Adults	No Single Gender With Children and Adults	Questioning With Children and Adults	Transgender With Children and Adults	Client Doesn't Know/Client Refused With Children and Adults	Data Not Collected With Children and Adults	q10b total w/ children	Trans Female (MTF or Male to Female) With Children and Adults	Trans Male (FTM or Female to Male) With Children and Adults	Male With Only Children	Female With Only Children	No Single Gender With Only Children	Questioning With Only Children	Transgender With Only Children	Client Doesn't Know/Client Refused With Only Children	Data Not Collected With Only Children	q10b total w/ only children	Trans Female (MTF or Male to Female) With Only Children	Trans Male (FTM or Female to Male) With Only Children					
6591978	6591962	106372	ESG: Modesto -CA	4/1/2022	6/30/2022	CSAHMS-ES-CV-2	Emergency Shelter (CV)	0	0	0	0	0	0	0	0	0	0	0	0	0	0	0	0	0	0	0	0	0	0	0	0	0	0	0	0	0	0	0	0	0		
6593508	6593492	106372	ESG: Modesto -CA	4/1/2022	6/30/2022	CSAHMS-HP-2	Homelessness Prevention	0	0	0	0	0	0	0	0	0	0	0	0	0	0	0	0	0	0	0	0	0	0	0	0	0	0	0	0	0	0	0	0	0	0	
6589206	6589191	106372	ESG: Modesto -CA	4/1/2022	6/30/2022	CSAHMS-RRH-2	PH - Rapid Re-Housing	0	0	0	0	0	0	0	0	0	0	0	0	0	0	0	0	0	0	0	0	0	0	0	0	0	0	0	0	0	0	0	0	0		
6589253	6589238	106372	ESG: Modesto -CA	4/1/2022	6/30/2022	CSAHMS-SO-2	Street Outreach	10	7	0	0	0	0	17	0	0	10	7	0	0	0	0	0	1	10	6	0	0	0	0	0	0	0	0	0	0	0	0	0	0	0	16
6589375	6589360	106372	ESG: Modesto -CA	4/1/2022	6/30/2022	CSAHMS-SO-3	Street Outreach	1	0	1	0	0	0	2	0	0	1	0	0	0	0	0	0	0	1	0	1	0	0	0	0	0	0	0	0	0	0	0	0	0	2	
6584311	6584296	106372	ESG: Modesto -CA	4/1/2022	6/30/2022	HMSVSP-ES-CV-2	Emergency Shelter (CV)	80	69	0	0	0	0	149	0	0	52	38	0	0	0	0	0	0	90	28	31	0	0	0	0	0	0	0	0	0	0	0	0	0	59	

Effective 10/1/2021, this table contains a consolidated Transgender row which includes the sum of data from the previously separate Transgender rows, tagged with 5.

Q10c: Gender of Persons Missing Age Information

	Total	Without Children	With Children and Adults	With Only Children	Unknown Household Type
Male	16	0	0	0	16
Female	4	0	0	0	4
No Single Gender	0	0	0	0	0
Questioning	0	0	0	0	0
Transgender	0	0	0	0	0
Client Doesn't Know/Client Refused	7	0	0	0	7
Data Not Collected	0	0	0	0	0
Total	27	0	0	0	27

Trans Female (MTF or Male to Female) ♀
Trans Male (FTM or Female to Male) ♂

Effective

Q10: Gender of Persons Missing Age Information

Row ID	Project Info/Row ID	Entry ID	Entry Name	Report Start Date	Report End Date	Bundle Name	Component Type	Male Total	Female Total	No Single Gender Total	Questioning Total	Transgender Total	Client Doesn't Know/Client Refused Total	Data Not Collected Total	q10a total	Trans Female (MTF or Male to Female) Total	Trans Male (FTM or Female to Male) Total	Male Without Children	Female Without Children	No Single Gender Without Children	Questioning Without Children	Transgender Without Children	Client Doesn't Know/Client Refused Without Children	Data Not Collected Without Children	q10a total no children	Trans Female (MTF or Male to Female) Without Children	Trans Male (FTM or Female to Male) Without Children	Male With Children and Adults	Female With Children and Adults	No Single Gender With Children and Adults	Questioning With Children and Adults	Transgender With Children and Adults	Client Doesn't Know/Client Refused With Children and Adults	Data Not Collected With Children and Adults	q10a total w children and adults	Trans Female (MTF or Male to Female) With Children and Adults	Trans Male (FTM or Female to Male) With Children and Adults			
6591979	6591962	106372	ESG: Modesto -CA	4/1/2022	6/30/2022	CSAHMS ES-CV-2	Emergency Shelter (CV)	0	0	0	0	0	0	0	0	0	0	0	0	0	0	0	0	0	0	0	0	0	0	0	0	0	0	0	0	0	0			
6591509	6593492	106372	ESG: Modesto -CA	4/1/2022	6/30/2022	CSAHMS HP-2	Homelessness Prevention	0	0	0	0	0	0	0	0	0	0	0	0	0	0	0	0	0	0	0	0	0	0	0	0	0	0	0	0	0	0	0		
6589207	6589191	106372	ESG: Modesto -CA	4/1/2022	6/30/2022	CSAHMS RH-2	PH: Rapid Re-Housing	0	0	0	0	0	0	0	0	0	0	0	0	0	0	0	0	0	0	0	0	0	0	0	0	0	0	0	0	0	0	0	0	
6589254	6589228	106372	ESG: Modesto -CA	4/1/2022	6/30/2022	CSAHMS SO-2	Street Outreach	15	3	0	0	0	0	7	0	25	0	0	0	0	0	0	0	0	0	0	0	0	0	0	0	0	0	0	0	0	0	0	0	0
6589376	6589360	106372	ESG: Modesto -CA	4/1/2022	6/30/2022	CSAHMS SO-3	Street Outreach	1	0	0	0	0	0	0	0	1	0	0	0	0	0	0	0	0	0	0	0	0	0	0	0	0	0	0	0	0	0	0	0	0
6584312	6584296	106372	ESG: Modesto -CA	4/1/2022	6/30/2022	HMSVSP ES-CV-2	Emergency Shelter (CV)	0	1	0	0	0	0	0	0	1	0	0	0	0	0	0	0	0	0	0	0	0	0	0	0	0	0	0	0	0	0	0	0	0

Effective 10/1/2021, this table contains a consolidated Transgender row which includes the sum of data from the previously separate Transgender rows, tagged with 5.

Q10c: Gender by Age Ranges

	Total	Under Age 18	Age 18-24	Age 25-61	Age 62 and over	Client Doesn't Know/Client Refused	Data Not Collected
Male	1821	91	135	1363	216	11	5
Female	1233	77	110	921	121	4	0
No Single Gender	7	1	2	4	0	0	0
Questioning	6	0	0	6	0	0	0
Transgender	8	0	3	4	1	0	0
Client Doesn't Know/Client Refused	7	0	0	0	0	7	0
Data Not Collected	3	0	1	1	0	0	0
Total	3084	169	251	2298	339	22	5

Effective 10/1/2021, this table contains a consolidated Transgender row which includes the sum of data from the previously separate Transgender rows, tagged with 5.

Q10c: Gender by Age Ranges

Row ID	Project Info/Row ID	Entry ID	Entry Name	Report Start Date	Report End Date	Bundle Name	Component Type	Male Total	Female Total	No Single Gender Total	Questioning Total	Transgender Total	Client Doesn't Know/Client Refused Total	Data Not Collected Total	q10a total	Trans Female (MTF or Male to Female) Total	Trans Male (FTM or Female to Male) Total	Male Under Age 18	Female Under Age 18	No Single Gender Under Age 18	Questioning Under Age 18	Transgender Under Age 18	Client Doesn't Know/Client Refused Under Age 18	Data Not Collected Under Age 18	q10a total Under Age 18	Trans Female (MTF or Male to Female) Under Age 18	Trans Male (FTM or Female to Male) Under Age 18	Male Age 18-24	Female Age 18-24	No Single Gender Age 18-24	Questioning Age 18-24	Transgender Age 18-24	Client Doesn't Know/Client Refused Age 18-24	Data Not Collected Under Age 18-24	q10a total Under Age 18-24	Trans Female (MTF or Male to Female) Under Age 18-24	Trans Male (FTM or Female to Male) Under Age 18-24							
6591980	6591962	106372	ESG: Modesto -CA	4/1/2022	6/30/2022	CSAHMS ES-CV-2	Emergency Shelter (CV)	942	526	3	3	3	0	0	1477	0	0	0	0	0	0	0	0	0	0	0	0	64	34	1	0	2	0	0	0	0	0	101	0	0				
6593510	6593492	106372	ESG: Modesto -CA	4/1/2022	6/30/2022	CSAHMS HP-2	Homelessness Prevention	0	0	0	0	0	0	0	0	0	0	0	0	0	0	0	0	0	0	0	0	0	0	0	0	0	0	0	0	0	0	0	0	0	0			
6589208	6589191	106372	ESG: Modesto -CA	4/1/2022	6/30/2022	CSAHMS RH-2	PH: Rapid Re-Housing	7	3	0	0	0	0	0	10	0	0	0	0	0	0	0	0	0	0	0	0	0	0	0	0	0	0	0	0	0	0	0	0	0	0			
6589255	6589228	106372	ESG: Modesto -CA	4/1/2022	6/30/2022	CSAHMS SO-2	Street Outreach	756	418	2	3	5	7	2	1192	10	7	0	0	0	0	0	0	0	0	17	40	19	0	0	0	1	0	0	0	0	0	0	0	0	60	0	0	
6589377	6589360	106372	ESG: Modesto -CA	4/1/2022	6/30/2022	CSAHMS SO-3	Street Outreach	31	26	2	0	0	0	1	60	1	1	1	0	0	0	0	0	0	0	3	29	25	1	0	0	0	0	0	0	0	1	0	0	0	0	56	0	0
6584313	6584296	106372	ESG: Modesto -CA	4/1/2022	6/30/2022	HMSVSP ES-CV-2	Emergency Shelter (CV)	85	260	0	0	0	0	0	345	80	69	0	0	0	0	0	0	0	0	149	2	32	0	0	0	0	0	0	0	0	0	0	0	0	0	34	0	0

Effective 10/1/2021, this table contains a consolidated Transgender row which includes the sum of data from the previously separate Transgender rows, tagged with 5.

Q11: Age

	Total	Without Children	With Children and Adults	With Only Children	Unknown Household Type
Under 5	64	35	29	0	0
5-12	83	46	26	0	0
13-17	22	10	12	0	0
18-24	252	245	7	0	0
25-34	533	510	23	0	0
35-44	694	675	19	0	0
45-54	605	603	2	0	0
55-64	465	465	0	0	0
65+	340	340	0	0	0
Client Doesn't Know/Client Refused	22	0	0	0	22
Data Not Collected	5	0	0	0	5
Total	3084	2838	142	77	27

Q11: Age

Row ID	Project Info/Row ID	Entry ID	Entry Name	Report Start Date	Report End Date	Bundle Name	Component Type	Under 5 Total	5-12 Total	13-17 Total	18-24 Total	25-34 Total	35-44 Total	45-54 Total	55-64 Total	62+ Total	Client Doesn't Know/Client Refused Total	Data Not Collected Total	q11 total	Under 5 Without Children	5-12 Without Children	13-17 Without Children	18-24 Without Children	25-34 Without Children	35-44 Without Children	45-54 Without Children	55-64 Without Children	62+ Without Children	Client Doesn't Know/Client Refused Without Children	Data Not Collected Without Children	q11 total w/ children and adults	Under 5 With Children and Adults	5-12 With Children and Adults	13-17 With Children and Adults	18-24 With Children and Adults	25-34 With Children and Adults	35-44 With Children and Adults	45-54 With Children and Adults	55-64 With Children and Adults	62+ With Children and Adults						
6591981	6591962	106372	ESG: Modesto -CA	4/1/2022	6/30/2022	CSAHMS ES-CV-2	Emergency Shelter (CV)	0	0	0	101	250	324	326	270	206	0	0	1477	101	250	324	326	270	206	0	0	0	1477	0	0	0	0	0	0	0	0	0	0	0	0	0	0	0	0	0
6593511	6593492	106372	ESG: Modesto -CA	4/1/2022	6/30/2022	CSAHMS HP-2	Homelessness Prevention	0	0	0	0	0	0	0	0	0	0	0	0	0	0	0	0	0	0	0	0	0	0	0	0	0	0	0	0	0	0	0	0	0	0	0	0	0	0	
6589209	6589191	106372	ESG: Modesto -CA	4/1/2022	6/30/2022	CSAHMS RH-2	PH: Rapid Re-Housing	0	0	0	3	1	6	0	0	0	0	0	10	0	3	1	6	0	0	0	0	0	10	0	0	0	0	0	0	0	0	0	0	0	0	0	0	0	0	0
6589256	6589228	106372	ESG: Modesto -CA	4/1/2022	6/30/2022	CSAHMS SO-2	Street Outreach	5	7	5	60	223	296	281	188	132	21	4	1192	60	223	296	281	188	132	21	0	1149	0	0	1	0	0	0	0	0	0	0	0	0	0	0	0	0	0	0
6589378	6589360	106372	ESG: Modesto -CA	4/1/2022	6/30/2022	CSAHMS SO-3	Street Outreach	0	0	2	57	0	0	0	0	0	0	1	60	57	0	0	0	0	0	0	0	57	0	0	0	0	0	0	0	0	0	0	0	0	0	0	0	0	0	0
6584314	6584296	106372	ESG: Modesto -CA	4/1/2022	6/30/2022	HMSVSP ES-CV-2	Emergency Shelter (CV)	59	75	15	34	57	73	22	7	2	1	0	345	27	34	55	20	7	2	0	0	145	35	46	9	7	23	18	2	0	0	0	0	0	0	0	0	0	0	

Q12a: Race

	Total	Without Children	With Children and Adults	With Only Children	Unknown Household Type
White	2103	2014	96	71	12
Black, African American, or African	369	345	22	2	0
Asian or Asian American	73	61	11	1	0
American Indian, Alaska Native, or Indigenous	94	90	4	0	0
Native Hawaiian or Pacific Islander	31	26	4	1	0
Multiple Races	273	266	5	2	0
Client Doesn't Know/Client Refused	22	9	0	0	13
Data Not Collected	13	11	0	0	2
Total	3084	2838	142	77	27

Q12a: Race

Row ID	Project Info/Row ID	Entry ID	Entry Name	Report Start Date	Report End Date	Bundle Name	Component Type	White Total	Black African American or African Total	Asian or Asian American Total	American Indian, Alaska Native, or Indigenous Total	Native Hawaiian or Pacific Islander Total	Multiple Races Total	Client Doesn't Know/Client Refused Total	Data Not Collected Total	q12a total	White Without Children	Black African American or African Without Children	Asian or Asian American Without Children	American Indian, Alaska Native, or Indigenous Without Children	Native Hawaiian or Pacific Islander Without Children	Multiple Races Without Children	Client Doesn't Know/Client Refused Without Children	Data Not Collected Without Children	q12a total w/ children and adults	White With Children and Adults	Black African American or African With Children and Adults	Asian or Asian American With Children and Adults	American Indian, Alaska Native, or Indigenous With Children and Adults	Native Hawaiian or Pacific Islander With Children and Adults	Multiple Races With Children and Adults	Client Doesn't Know/Client Refused With Children and Adults	Data Not Collected With Children and Adults	q12a total w children and adults	White With Only Children	Black African American or African With Only Children	Asian or Asian American With Only Children	Native Hawaiian or Pacific Islander With Only Children	Multiple Races With Only Children	Client Doesn't Know/Client Refused With Only Children	Data Not Collected With Only Children					
6591982	6591962	106372	ESG: Modesto -CA	4/1/2022	6/30/2022	CSAHMS ES-CV-2	Emergency Shelter (CV)	1042	185	34	41	9	166	0	0	1477	1042	185	34	41	9	166	0	0	1477	0	0	0	0	0	0	0	0	0	0	0	0	0	0	0	0	0	0	0	0	0
6593512	6593492	106372	ESG: Modesto -CA	4/1/2022	6/30/2022	CSAHMS HP-2	Homelessness Prevention	0	0	0	0	0	0	0	0	0	0	0	0	0	0	0	0	0	0	0	0	0	0	0	0	0	0	0	0	0	0	0	0	0	0	0	0	0	0	
6589210	6589191	106372	ESG: Modesto -CA	4/1/2022	6/30/2022	CSAHMS RH-2	PH: Rapid Re-Housing	5	1	0	1	1	2	0	0	10	5	1	0	1	2	0	0	0																						

Q12b: Ethnicity

Row ID	Project Info Row ID	Entry ID	Entry Name	Report Start Date	Report End Date	Bundle Name	Component Type	Non-Hispanic/Latino (a)(b)(c) Total	Hispanic/Latino (a)(b)(c) Total	Client Doesn't Know/Client Refused	Data Not Collected	g12b total	Non-Hispanic/Latino (a)(b)(c) With Children	Hispanic/Latino (a)(b)(c) Without Children	Client Doesn't Know/Client Refused Without Children	Data Not Collected Without Children	g12b total w/o children	Non-Hispanic/Latino (a)(b)(c) With Children and Adults	Hispanic/Latino (a)(b)(c) With Children and Adults	Client Doesn't Know/Client Refused With Children and Adults	Data Not Collected With Children and Adults	g12b total w/ children	Non-Hispanic/Latino (a)(b)(c) With Only Children	Hispanic/Latino (a)(b)(c) With Only Children	Client Doesn't Know/Client Refused With Only Children	Data Not Collected With Only Children	g12b total only children	Non-Hispanic/Latino (a)(b)(c) Unknown Household Type	Hispanic/Latino (a)(b)(c) Unknown Household Type	Client Doesn't Know/Client Refused Unknown Household Type
6591983	6591962	106372	ESG: Modesto -CA	4/1/2022	6/30/2022	CSAHMS ES-CV-2	Emergency Shelter (CV)	1062	415	0	0	1477	1062	415	0	0	1477	0	0	0	0	0	0	0	0	0	0	0	0	0
6592513	6593492	106372	ESG: Modesto -CA	4/1/2022	6/30/2022	CSAHMS HP-2	Homelessness Prevention	0	0	0	0	0	0	0	0	0	0	0	0	0	0	0	0	0	0	0	0	0	0	
6599211	6589191	106372	ESG: Modesto -CA	4/1/2022	6/30/2022	CSAHMS RHH-2	PH - Rapid Re-Housing	6	4	0	0	10	6	4	0	0	10	0	0	0	0	0	0	0	0	0	0	0	0	
6589228	6589228	106372	ESG: Modesto -CA	4/1/2022	6/30/2022	CSAHMS SO-2	Street Outreach	864	301	19	8	1192	846	289	7	7	1149	0	2	0	0	2	11	5	0	0	16	7	5	12
6589380	6589360	106372	ESG: Modesto -CA	4/1/2022	6/30/2022	CSAHMS SO-3	Street Outreach	23	32	0	5	60	23	30	0	4	57	0	0	0	0	0	0	2	0	0	2	0	0	0
6584316	6584296	106372	ESG: Modesto -CA	4/1/2022	6/30/2022	HMSVSP ES-CV-2	Emergency Shelter (CV)	199	146	0	0	345	94	51	0	0	145	77	63	0	0	140	28	31	0	0	59	0	1	0

Q13a: Physical and Mental Health Conditions at Entry

	Total Persons	Without Children	Adults in HH with Children & Adults	Children in HH with Children & Adults	With Children and Adults G	With Only Children	Unknown Household Type
Mental Health Disorder	1313	1306	0	1		3	3
Alcohol Use Disorder	147	147	0	0		0	0
Drug Use Disorder	710	707	0	0		2	1
Both Alcohol Use and Drug Use Disorders	196	194	0	1		1	0
Chronic Health Condition	935	931	1	0		2	1
HIV/AIDS	23	23	0	0		0	0
Developmental Disability	576	570	1	0		5	0
Physical Disability	1009	1005	2	0		1	1

5. The "With Children and Adults" column is retted as of 10/1/2019 and replaced with the columns "Adults in HH with Children & Adults" and "Children in HH with Children & Adults".

Q13a1: Physical and Mental Health Conditions at Entry

Row ID	Project Info Row ID	Entry ID	Entry Name	Report Start Date	Report End Date	Bundle Name	Component Type	Mental Health Disorder Total Persons	Alcohol Use Disorder Total Persons	Drug Use Disorder Total Persons	Both Alcohol Use and Drug Use Disorders Total Persons	Chronic Health Condition Total Persons	HIV/AIDS Total Persons	Developmental Disability Total Persons	Physical Disability Total Persons	Mental Health Disorder Without Children	Alcohol Use Disorder Without Children	Drug Use Disorder Without Children	Both Alcohol Use and Drug Use Disorders Without Children	Chronic Health Condition Without Children	HIV/AIDS Without Children	Developmental Disability Without Children	Physical Disability Without Children	Mental Health Disorder Adults in HH with Children & Adults	Alcohol Use Disorder Adults in HH with Children & Adults	Drug Use Disorder Adults in HH with Children & Adults	Both Alcohol Use and Drug Use Disorders Adults in HH with Children & Adults	Chronic Health Condition Adults in HH with Children & Adults	HIV/AIDS Adults in HH with Children & Adults	Developmental Disability Adults in HH with Children & Adults	Physical Disability Adults in HH with Children & Adults	Mental Health Disorder Children in HH with Children & Adults	Alcohol Use Disorder Children in HH with Children & Adults	Drug Use Disorder Children in HH with Children & Adults	Both Alcohol Use and Drug Use Disorders Children in HH with Children & Adults		
6591984	6591962	106372	ESG: Modesto -CA	4/1/2022	6/30/2022	CSAHMS ES-CV-2	Emergency Shelter (CV)	720	85	286	69	585	14	287	583	720	85	286	69	585	14	287	583	0	0	0	0	0	0	0	0	0	0	0	0	0	
6592514	6593492	106372	ESG: Modesto -CA	4/1/2022	6/30/2022	CSAHMS HP-2	Homelessness Prevention	0	0	0	0	0	0	0	0	0	0	0	0	0	0	0	0	0	0	0	0	0	0	0	0	0	0	0	0	0	
6599212	6589191	106372	ESG: Modesto -CA	4/1/2022	6/30/2022	CSAHMS RHH-2	PH - Rapid Re-Housing	6	1	0	0	3	0	2	2	6	1	0	0	3	0	2	2	0	0	0	0	0	0	0	0	0	0	0	0	0	0
6589229	6589228	106372	ESG: Modesto -CA	4/1/2022	6/30/2022	CSAHMS SO-2	Street Outreach	548	58	412	120	341	8	277	397	542	58	410	118	338	8	272	395	0	0	0	0	0	0	0	1	0	0	0	1	0	
6589381	6589360	106372	ESG: Modesto -CA	4/1/2022	6/30/2022	CSAHMS SO-3	Street Outreach	23	3	9	6	3	0	7	7	22	3	8	6	3	0	7	7	0	0	0	0	0	0	0	0	0	0	0	0	0	0
6584317	6584296	106372	ESG: Modesto -CA	4/1/2022	6/30/2022	HMSVSP ES-CV-2	Emergency Shelter (CV)	16	0	3	1	3	1	3	20	16	0	3	1	2	1	2	18	0	0	0	1	0	1	2	0	0	0	0	0	0	

5. The "With Children and Adults" column is retted as of 10/1/2019 and replaced with the columns "Adults in HH with Children & Adults" and "Children in HH with Children & Adults".

Q13b: Physical and Mental Health Conditions at Exit

	Total Persons	Without Children	Adults in HH with Children & Adults	Children in HH with Children & Adults	With Children and Adults G	With Only Children	Unknown Household Type
Mental Health Disorder	238	238	0	0		0	0
Alcohol Use Disorder	31	31	0	0		0	0
Drug Use Disorder	80	80	0	0		0	0
Both Alcohol Use and Drug Use Disorders	23	23	0	0		0	0
Chronic Health Condition	195	195	0	0		0	0
HIV/AIDS	4	4	0	0		0	0
Developmental Disability	83	83	0	0		0	0
Physical Disability	197	197	0	0		0	0

5. The "With Children and Adults" column is retted as of 10/1/2019 and replaced with the columns "Adults in HH with Children & Adults" and "Children in HH with Children & Adults".

Q13b1: Physical and Mental Health Conditions at Exit

Row ID	Project Info Row ID	Entry ID	Entry Name	Report Start Date	Report End Date	Bundle Name	Component Type	Mental Health Disorder Total Persons	Alcohol Use Disorder Total Persons	Drug Use Disorder Total Persons	Both Alcohol Use and Drug Use Disorders Total Persons	Chronic Health Condition Total Persons	HIV/AIDS Total Persons	Developmental Disability Total Persons	Physical Disability Total Persons	Mental Health Disorder Without Children	Alcohol Use Disorder Without Children	Drug Use Disorder Without Children	Both Alcohol Use and Drug Use Disorders Without Children	Chronic Health Condition Without Children	HIV/AIDS Without Children	Developmental Disability Without Children	Physical Disability Without Children	Mental Health Disorder Adults in HH with Children & Adults	Alcohol Use Disorder Adults in HH with Children & Adults	Drug Use Disorder Adults in HH with Children & Adults	Both Alcohol Use and Drug Use Disorders Adults in HH with Children & Adults	Chronic Health Condition Adults in HH with Children & Adults	HIV/AIDS Adults in HH with Children & Adults	Developmental Disability Adults in HH with Children & Adults	Physical Disability Adults in HH with Children & Adults	Mental Health Disorder Children in HH with Children & Adults	Alcohol Use Disorder Children in HH with Children & Adults	Drug Use Disorder Children in HH with Children & Adults	Both Alcohol Use and Drug Use Disorders Children in HH with Children & Adults			
6591985	6591962	106372	ESG: Modesto -CA	4/1/2022	6/30/2022	CSAHMS ES-CV-2	Emergency Shelter (CV)	233	31	78	23	193	4	81	194	233	31	78	23	193	4	81	194	0	0	0	0	0	0	0	0	0	0	0	0	0	0	
6592515	6593492	106372	ESG: Modesto -CA	4/1/2022	6/30/2022	CSAHMS HP-2	Homelessness Prevention	0	0	0	0	0	0	0	0	0	0	0	0	0	0	0	0	0	0	0	0	0	0	0	0	0	0	0	0	0	0	
6599213	6589191	106372	ESG: Modesto -CA	4/1/2022	6/30/2022	CSAHMS RHH-2	PH - Rapid Re-Housing	0	0	0	0	0	0	0	0	0	0	0	0	0	0	0	0	0	0	0	0	0	0	0	0	0	0	0	0	0	0	
6589230	6589228	106372	ESG: Modesto -CA	4/1/2022	6/30/2022	CSAHMS SO-2	Street Outreach	2	0	0	0	2	0	1	2	2	0	0	0	2	0	1	2	0	0	0	0	0	0	0	0	0	0	0	0	0	0	0
6589382	6589360	106372	ESG: Modesto -CA	4/1/2022	6/30/2022	CSAHMS SO-3	Street Outreach	3	0	2	0	0	0	1	1	3	0	2	0	0	1	1	0	0	0	0	0	0	0	0	0	0	0	0	0	0	0	0
6584318	6584296	106372	ESG: Modesto -CA	4/1/2022	6/30/2022	HMSVSP ES-CV-2	Emergency Shelter (CV)	0	0	0	0	0	0	0	0	0	0	0	0	0	0	0	0	0	0	0	0	0	0	0	0	0	0	0	0	0	0	

5. The "With Children and Adults" column is retted as of 10/1/2019 and replaced with the columns "Adults in HH with Children & Adults" and "Children in HH with Children & Adults".

Q13c: Physical and Mental Health Conditions for Stayers

	Total Persons	Without Children	Adults in HH with Children & Adults	Children in HH with Children & Adults	With Children and Adults G	With Only Children	Unknown Household Type
Mental Health Disorder	668	662	0	1		3	2
Alcohol Use Disorder	68	68	0	0		0	0
Drug Use Disorder	445	443	0	0		2	0
Both Alcohol Use and Drug Use Disorders	123	121	0	1		1	0
Chronic Health Condition	466	462	1	0		2	1
HIV/AIDS	10	10	0	0		0	0
Developmental Disability	328	322	1	0		5	0
Physical Disability	517	513	2	0		1	1

5. The "With Children and Adults" column is retted as of 10/1/2019 and replaced with the columns "Adults in HH with Children & Adults" and "Children in HH with Children & Adults".

Q13c1: Physical and Mental Health Conditions for Stayers

Row ID	Project Info Row ID	Entry ID	Entry Name	Report Start Date	Report End Date	Bundle Name	Component Type	Mental Health Disorder Total Persons	Alcohol Use Disorder Total Persons	Drug Use Disorder Total Persons	Both Alcohol Use and Drug Use Disorders Total Persons	Chronic Health Condition Total Persons	HIV/AIDS Total Persons	Developmental Disability Total Persons	Physical Disability Total Persons	Mental Health Disorder Without Children	Alcohol Use Disorder Without Children	Drug Use Disorder Without Children	Both Alcohol Use and Drug Use Disorders Without Children	Chronic Health Condition Without Children	HIV/AIDS Without Children	Developmental Disability Without Children	Physical Disability Without Children	Mental Health Disorder Adults in HH with Children & Adults	Alcohol Use Disorder Adults in HH with Children & Adults	Drug Use Disorder Adults in HH with Children & Adults	Both Alcohol Use and Drug Use Disorders Adults in HH with Children & Adults	Chronic Health Condition Adults in HH with Children & Adults	HIV/AIDS Adults in HH with Children & Adults	Developmental Disability Adults in HH with Children & Adults	Physical Disability Adults in HH with Children & Adults	Mental Health Disorder Children in HH with Children & Adults	Alcohol Use Disorder Children in HH with Children & Adults	Drug Use Disorder Children in HH with Children & Adults	Both Alcohol Use and Drug Use Disorders Children in HH with Children & Adults			
6591986	6591962	106372	ESG: Modesto -CA	4/1/2022	6/30/2022	CSAHMS ES-CV-2	Emergency Shelter (CV)	96	8	28	1	118	1	46	97	96	8	28	1	118	1	46	97	0	0	0	0	0	0	0	0	0	0	0	0	0	0	
6592516	6593492	106372	ESG: Modesto -CA	4/1/2022	6/30/2022	CSAHMS HP-2	Homelessness Prevention	0	0	0	0	0	0	0	0	0	0	0	0	0	0	0	0	0	0	0	0	0	0	0	0	0	0	0	0	0	0	
6599214	6589191	106372	ESG: Modesto -CA	4/1/2022	6/30/2022	CSAHMS RHH-2	PH - Rapid Re-Housing	6	1	0	0	3	0	2	2	6	1	0	0	3	0	2	2	0	0	0	0	0	0	0	0	0	0	0	0	0	0	0
6589231	6589228	106372	ESG: Modesto -CA	4/1/2022	6/30/2022	CSAHMS SO-2	Street Outreach	548	58	412	120	341	8	277	397	542	58	410	118	338	8	272	395	0	0	0	0	0	0	0	0	1	0	0	1	0	0	1
6589383	6589360	106372	ESG: Modesto -CA	4/1/2022	6/30/2022	CSAHMS SO-3	Street Outreach	2	1	2	1	1	0	1	2	1	2	1	1	0	0	1	0	0	0	0	0	0	0	0	0	0	0	0	0	0	0	0
6584319	6584296	106372	ESG: Modesto -CA	4/1/2022	6/30/2022	HMSVSP ES-CV-2	Emergency Shelter (CV)	16	0	3	1	3	1	3	20	16	0	3	1	2	1	2</																

Q14c Domestic Violence History

Row ID	Project Info/Row ID	Entry ID	Entry Name	Report Start Date	Report End Date	Bundle Name	Component Type	Yes Total	No Total	Client Doesn't Know/Client Refused Total	Data Not Collected Total	q14a total	Yes Without Children	No Without Children	Client Doesn't Know/Client Refused Without Children	Data Not Collected Without Children	q14b total w/ children	Yes With Children and Adults	No With Children and Adults	Client Doesn't Know/Client Refused With Children and Adults	Data Not Collected With Children and Adults	q14b total w/ children adults	Yes With Only Children	No With Only Children	Client Doesn't Know/Client Refused With Only Children	Data Not Collected With Only Children	q14b total only children	Yes Unknown Household Type	No Unknown Household Type	Client Doesn't Know/Client Refused Unknown Household Type	Data Not Collected Unknown Household Type	q14b total unknown
6591987	6591962	106372	ESG: Modesto -CA	4/1/2022	6/30/2022	CSAHMS ES-CV-2	Emergency Shelter (CV)	443	1033	1	0	1477	443	1033	1	0	1477	0	0	0	0	0	0	0	0	0	0	0	0	0	0	0
6593517	6593492	106372	ESG: Modesto -CA	4/1/2022	6/30/2022	CSAHMS HP-2	Homelessness Prevention	0	0	0	0	0	0	0	0	0	0	0	0	0	0	0	0	0	0	0	0	0	0	0	0	
6589215	6589191	106372	ESG: Modesto -CA	4/1/2022	6/30/2022	CSAHMS RH-2	PH - Rapid Re-Housing	0	10	0	0	10	0	10	0	0	10	0	0	0	0	0	0	0	0	0	0	0	0	0	0	0
6589262	6589238	106372	ESG: Modesto -CA	4/1/2022	6/30/2022	CSAHMS SO-2	Street Outreach	219	661	98	224	1192	218	635	86	210	1149	0	0	0	2	2	1	13	0	2	16	0	3	12	10	25
6589384	6589360	106372	ESG: Modesto -CA	4/1/2022	6/30/2022	CSAHMS SO-3	Street Outreach	6	11	0	43	60	6	11	0	40	57	0	0	0	0	0	0	0	2	2	0	0	0	0	1	1
6584320	6584296	106372	ESG: Modesto -CA	4/1/2022	6/30/2022	HMSVSP ES-CV-2	Emergency Shelter (CV)	216	13	0	0	229	134	11	0	0	145	49	1	0	0	50	32	1	0	0	33	1	0	0	1	

Q14c: Persons Fleeing Domestic Violence

	Total	Without Children	With Children and Adults	With Only Children	Unknown Household Type
Yes	368	287	49	31	1
No	513	511	0	2	0
Client Doesn't Know/Client Refused	3	3	0	0	0
Data Not Collected	0	0	0	0	0
Total	884	801	49	33	1

Q14c: Persons Fleeing Domestic Violence

Row ID	Project Info/Row ID	Entry ID	Entry Name	Report Start Date	Report End Date	Bundle Name	Component Type	Yes Total	No Total	Client Doesn't Know/Client Refused Total	Data Not Collected Total	q14a total	Yes Without Children	No Without Children	Client Doesn't Know/Client Refused Without Children	Data Not Collected Without Children	q14b total w/ children	Yes With Children and Adults	No With Children and Adults	Client Doesn't Know/Client Refused With Children and Adults	Data Not Collected With Children and Adults	q14b total w/ children adults	Yes With Only Children	No With Only Children	Client Doesn't Know/Client Refused With Only Children	Data Not Collected With Only Children	q14b total only children	Yes Unknown Household Type	No Unknown Household Type	Client Doesn't Know/Client Refused Unknown Household Type	Data Not Collected Unknown Household Type	q14b total unknown
6591988	6591962	106372	ESG: Modesto -CA	4/1/2022	6/30/2022	CSAHMS ES-CV-2	Emergency Shelter (CV)	109	332	2	0	443	109	332	2	0	443	0	0	0	0	0	0	0	0	0	0	0	0	0	0	
6593518	6593492	106372	ESG: Modesto -CA	4/1/2022	6/30/2022	CSAHMS HP-2	Homelessness Prevention	0	0	0	0	0	0	0	0	0	0	0	0	0	0	0	0	0	0	0	0	0	0	0	0	
6589216	6589191	106372	ESG: Modesto -CA	4/1/2022	6/30/2022	CSAHMS RH-2	PH - Rapid Re-Housing	0	0	0	0	0	0	0	0	0	0	0	0	0	0	0	0	0	0	0	0	0	0	0	0	
6589263	6589238	106372	ESG: Modesto -CA	4/1/2022	6/30/2022	CSAHMS SO-2	Street Outreach	43	175	1	0	219	43	174	1	0	218	0	0	0	0	0	0	1	0	0	1	0	0	0	0	
6589385	6589360	106372	ESG: Modesto -CA	4/1/2022	6/30/2022	CSAHMS SO-3	Street Outreach	4	2	0	0	6	4	2	0	0	6	0	0	0	0	0	0	0	0	0	0	0	0	0	0	
6584321	6584296	106372	ESG: Modesto -CA	4/1/2022	6/30/2022	HMSVSP ES-CV-2	Emergency Shelter (CV)	212	4	0	0	216	131	3	0	0	134	49	0	0	0	49	31	1	0	0	32	1	0	0	1	

Q15 Living Situation

	Total	Without Children	With Children and Adults	With Only Children	Unknown Household Type
Homeless Situations					
Emergency shelter, including hotel or motel paid for with emergency shelter voucher	293	291	1	1	0
Transitional housing for homeless persons (including homeless youth)	6	6	0	0	0
Place not meant for habitation	1751	1733	0	13	5
Safe Haven	5	5	0	0	0
Host Home (non-crisis)	2	2	0	0	0
Interim Housing §					
Subtotal	2057	2037	1	14	5
Institutional Settings					
Psychiatric hospital or other psychiatric facility	15	15	0	0	0
Substance abuse treatment facility or detox center	19	18	0	0	1
Hospital or other residential non-psychiatric medical facility	118	118	0	0	0
Jail, prison or juvenile detention facility	37	37	0	0	0
Foster care home or foster care group home	1	0	0	1	0
Long-term care facility or nursing home	0	0	0	0	0
Residential project or halfway house with no homeless criteria	1	1	0	0	0
Subtotal	191	189	0	1	1
Other Locations					
Permanent housing (other than RRH) for formerly homeless persons	0	0	0	0	0
Owned by client, no ongoing housing subsidy	3	2	1	0	0
Owned by client, with ongoing housing subsidy	1	1	0	0	0
Rental by client, with RRH or equivalent subsidy	1	1	0	0	0
Rental by client, with HCV voucher (tenant or project based)	1	1	0	0	0
Rental by client in a public housing unit	5	5	0	0	0
Rental by client, no ongoing housing subsidy	26	19	6	1	0
Rental by client, with VASH subsidy	3	3	0	0	0
Rental by client with GPD TIP subsidy	1	1	0	0	0
Rental by client, with other housing subsidy	4	4	0	0	0
Hotel or motel paid for without emergency shelter voucher	85	85	0	0	0
Staying or living in a friend's room, apartment or house	100	100	0	0	0
Staying or living in a family member's room, apartment or house	84	84	0	0	0
Client Doesn't Know/Client Refused	41	32	0	0	9
Data Not Collected	365	274	44	35	12
Subtotal	720	612	51	36	21
Total	2968	2838	52	51	27

§. Interim housing is retrof as of 10/1/2019.

Q15 Living Situation

Row ID	Project Info/Row ID	Entry ID	Entry Name	Report Start Date	Report End Date	Bundle Name	Component Type	Emergency shelter, including hotel or motel paid for with emergency shelter voucher Total	Transitional housing for homeless persons (including homeless youth) Total	Place not meant for habitation Total	Safe Haven Total	Host Home (non-crisis) Total	Interim Housing Total	q15 total	Psychiatric hospital or other psychiatric facility Total	Substance abuse treatment facility or detox center Total	Hospital or other residential non-psychiatric medical facility Total	Jail, prison or juvenile detention facility Total	Foster care home or foster care group home Total	Long-term care facility or nursing home Total	Residential project or halfway house with no homeless criteria Total	q15 Institutional settings total	Permanent housing (other than RRH) for formerly homeless persons Total	Owned by client, no ongoing housing subsidy Total	Owned by client, with ongoing housing subsidy Total	Rental by client, with RRH or equivalent subsidy Total	Rental by client, with HCV voucher (tenant or project based) Total	Rental by client in a public housing unit Total	Rental by client, no ongoing housing subsidy Total	Rental by client, with VASH subsidy Total	Rental by client with GPD TIP subsidy Total	Rental by client, with other housing subsidy Total	Hotel or motel paid for without emergency shelter voucher Total	Staying or living in a friend's room, apartment or house Total	Staying or living in a family member's room, apartment or house Total	Client Doesn't Know/Client Refused Total
6591989	6591962	106372	ESG: Modesto -CA	4/1/2022	6/30/2022	CSAHMS ES-CV-2	Emergency Shelter (CV)	213	4	816	5	2	1040	15	14	110	33	0	0	1	173	0	2	0	0	0	2	11	0	1	3	79	89	76	1	
6593519	6593492	106372	ESG: Modesto -CA	4/1/2022	6/30/2022	CSAHMS HP-2	Homelessness Prevention	0	0	0	0	0	0	0	0	0	0	0	0	0	0	0	0	0	0	0	0	0	0	0	0	0	0	0	0	0
6589217	6589191	106372	ESG: Modesto -CA	4/1/2022	6/30/2022	CSAHMS RH-2	PH - Rapid Re-Housing	9	0	0	0	0	9	0	0	0	0	0	0	0	0	0	0	0	1	0	0	0	0	0	0	0	0	0	0	0
6589264	6589238	106372	ESG: Modesto -CA	4/1/2022	6/30/2022	CSAHMS SO-2	Street Outreach	62	1	897	0	0	960	3	7	3	0	0	0	0	13	0	0	1	0	1	3	4	3	0	1	5	8	3	40	
6589386	6589360	106372	ESG: Modesto -CA	4/1/2022	6/30/2022	CSAHMS SO-3	Street Outreach	8	1	37	0	0	46	0	2	1	1	1	0	0	5	0	0	0	0	0	0	0	0	0	0	1	3	5	0	
6584322	6584296	106372	ESG: Modesto -CA	4/1/2022	6/30/2022	HMSVSP ES-CV-2	Emergency Shelter (CV)	1	0	1	0	0	2	0	0	0	0	0	0	0	0	0	1	0	0	0	0	11	0	0	0	0	0	0	0	

§. Interim housing is retrof as of 10/1/2019.

Q16: Cash Income - Ranges

	Income at Start	Income at Latest Annual Assessment for Stayers	Income at Exit for Leavers
No income	1565	25	268
\$1 - \$150	11	0	5
\$151 - \$250	15	0	3
\$251 - \$500	75	0	20
\$501 - \$1000	435	7	108
\$1,001 - \$1,500	284	10	63
\$1,501 - \$2,000	69	1	20
\$2,001+	55	2	11
Client Doesn't Know/Client Refused	90	0	0
Data Not Collected	300	0	794
Number of Adult Stayers Not Yet Required to Have an Annual Assessment		1151	
Number of Adult Stayers Without Required Annual Assessment		401	
Total Adults	2889	1597	1202

Q21: Health Insurance

	At Start	At Annual Assessment for Stayers	At Exit for Leavers
Medicaid	92	2	7
Medicare	194	2	55
State Children's Health Insurance Program	54	0	0
VA Medical Services	31	0	17
Employer Provided Health Insurance	2	0	1
Health Insurance Through COBRA	2	0	0
Private Pay Health Insurance	20	0	1
State Health Insurance for Adults	2015	41	410
Indian Health Services Program	1	0	1
Other	31	1	14
No Health Insurance	352	1	42
Client Doesn't Know/Client Refused	124	0	1
Data Not Collected	333	257	798
Number of Stayers Not Yet Required to Have an Annual Assessment		1194	
1 Source of Health Insurance	2121	42	409
More than 1 Source of Health Insurance	154	2	45

Q21: Health Insurance

Row ID	Project Info Row ID	Entry ID	Entry Name	Report Start Date	Report End Date	Bundle Name	Component Type	Medicaid At Start	Medicare At Start	State Children's Health Insurance Program At Start	VA Medical Services At Start	Employer Provided Health Insurance At Start	Health Insurance Through COBRA At Start	Private Pay Health Insurance At Start	State Health Insurance for Adults At Start	Indian Health Services Program At Start	Other At Start	No Health Insurance At Start	Client Doesn't Know/Client Refused At Start	Data Not Collected At Start	Number of Stayers Not Yet Required to Have an Annual Assessment At Start	1 Source of Health Insurance At Start	More than 1 Source of Health Insurance At Start	Medicaid At Annual Assessment for Stayers	Medicare At Annual Assessment for Stayers	State Children's Health Insurance Program At Annual Assessment for Stayers	VA Medical Services At Annual Assessment for Stayers	Employer Provided Health Insurance At Annual Assessment for Stayers	Health Insurance Through COBRA At Annual Assessment for Stayers	Private Pay Health Insurance At Annual Assessment for Stayers	State Health Insurance for Adults At Annual Assessment for Stayers	Indian Health Services Program At Annual Assessment for Stayers	Other At Annual Assessment for Stayers	
6591994	6591962	106372	ESG: Modesto -CA	4/1/2022	6/30/2022	CSAHMS-ES-CV-2	Emergency Shelter (CV)	26	134	0	24	0	0	2	1240	1	24	152	1	1		1207	116	2	2	0	0	0	0	0	39	0	1	
6593524	6593492	106372	ESG: Modesto -CA	4/1/2022	6/30/2022	CSAHMS-HP-2	Homelessness Prevention	0	0	0	0	0	0	0	0	0	0	0	0	0		0	0	0	0	0	0	0	0	0	0	0	0	0
6589222	6589191	106372	ESG: Modesto -CA	4/1/2022	6/30/2022	CSAHMS-RRH-2	PH - Rapid Re-Housing	0	0	0	0	0	0	0	9	0	0	0	0	1		9	0	0	0	0	0	0	0	0	2	0	0	0
6589269	6589238	106372	ESG: Modesto -CA	4/1/2022	6/30/2022	CSAHMS-SO-2	Street Outreach	16	56	3	7	1	2	10	697	0	5	105	118	210		722	37	0	0	0	0	0	0	0	0	0	0	0
6589391	6589360	106372	ESG: Modesto -CA	4/1/2022	6/30/2022	CSAHMS-SO-3	Street Outreach	0	0	0	0	1	0	1	11	0	2	4	2	39		15	0	0	0	0	0	0	0	0	0	0	0	0
6584327	6584266	106372	ESG: Modesto -CA	4/1/2022	6/30/2022	HMSVSP-ES-CV-2	Emergency Shelter (CV)	50	4	51	0	0	0	7	58	0	0	91	3	82		168	1	0	0	0	0	0	0	0	0	0	0	0

Q22a: Length of Participation - ESG Projects

	Total	Leaves	Stayers
0 to 7 days	564	526	38
8 to 14 days	181	174	7
15 to 21 days	105	89	16
22 to 30 days	117	124	94
31 to 60 days	277	124	153
61 to 90 days	152	81	71
91 to 180 days	274	105	169
181 to 365 days	792	75	717
366 to 730 days (1-2 Yrs)	536	24	512
731 to 1,095 days (2-3 Yrs)	81	2	79
1,096 to 1,460 days (3-4 Yrs)	4	0	4
1,461 to 1,825 days (4-5 Yrs)	1	1	0
More than 1,825 days (+ 5 Yrs)	0	0	0
Data Not Collected	0	0	0
Total	3084	1295	1789

Q22a: Length of Participation - ESG Projects

Row ID	Project Info Row ID	Entry ID	Entry Name	Report Start Date	Report End Date	Bundle Name	Component Type	0 to 7 days	8 to 14 days	15 to 21 days	22 to 30 days	31 to 60 days	61 to 90 days	91 to 180 days	181 to 365 days	366 to 730 days (1-2 Yrs)	731 to 1,095 days (2-3 Yrs)	1,096 to 1,460 days (3-4 Yrs)	1,461 to 1,825 days (4-5 Yrs)	More than 1,825 days (+ 5 Yrs)	Data Not Collected	c22a2 Total	0 to 7 days	8 to 14 days	15 to 21 days	22 to 30 days	31 to 60 days	61 to 90 days	91 to 180 days	181 to 365 days	366 to 730 days (1-2 Yrs)	731 to 1,095 days (2-3 Yrs)	1,096 to 1,460 days (3-4 Yrs)	1,461 to 1,825 days (4-5 Yrs)	More than 1,825 days (+ 5 Yrs)	Data Not Collected	c22a2 Total	0 to 7 days	8 to 14 days	15 to 21 days	22 to 30 days	31 to 60 days		
6591995	6591962	106372	ESG: Modesto -CA	4/1/2022	6/30/2022	CSAHMS-ES-CV-2	Emergency Shelter (CV)	536	170	87	91	163	108	136	127	52	12	4	1	0	0	1477	505	170	86	90	120	77	102	70	23	2	0	1	0	0	1246	21	0	1	1	43		
6593525	6593492	106372	ESG: Modesto -CA	4/1/2022	6/30/2022	CSAHMS-HP-2	Homelessness Prevention	0	0	0	0	0	0	0	0	0	0	0	0	0	0	0	0	0	0	0	0	0	0	0	0	0	0	0	0	0	0	0	0	0	0	0		
6589223	6589191	106372	ESG: Modesto -CA	4/1/2022	6/30/2022	CSAHMS-RRH-2	PH - Rapid Re-Housing	0	0	0	0	0	1	4	3	2	0	0	0	0	10	0	0	0	0	0	0	0	0	0	0	0	0	0	0	0	0	0	0	0	0	0		
6589270	6589238	106372	ESG: Modesto -CA	4/1/2022	6/30/2022	CSAHMS-SO-2	Street Outreach	17	7	15	22	105	33	129	467	257	0	0	0	0	1192	0	0	0	0	0	0	0	3	0	0	0	0	0	0	0	0	0	3	17	7	15	22	105
6589392	6589360	106372	ESG: Modesto -CA	4/1/2022	6/30/2022	CSAHMS-SO-3	Street Outreach	21	4	3	4	9	10	4	4	1	0	0	0	60	21	4	3	4	4	4	3	2	1	0	0	0	0	0	0	0	0	0	46	0	0	0	0	5
6584328	6584266	106372	ESG: Modesto -CA	4/1/2022	6/30/2022	HMSVSP-ES-CV-2	Emergency Shelter (CV)	0	0	0	0	0	0	1	51	24	69	0	0	0	345	0	0	0	0	0	0	0	0	0	0	0	0	0	0	0	0	0	0	0	0	0	0	

Q22c: Length of Time between Project Start Date and Housing Move-in Date (post 10/1/2018)

	Total	Without Children	With Children and Adults	With Only Children	Unknown Household Type
7 days or less	8	8	0	0	0
8 to 14 days	0	0	0	0	0
15 to 21 days	0	0	0	0	0
22 to 30 days	0	0	0	0	0
31 to 60 days	0	0	0	0	0
61 to 180 days	2	2	0	0	0
181 to 365 days	0	0	0	0	0
366 to 730 days (1-2 Yrs)	0	0	0	0	0
Total (persons moved into housing)	10	10	0	0	0
Average length of time to housing	17.20	17.20	0	0	0
Persons who were exited without move-in	0	0	0	0	0
Total persons	10	10	0	0	0

Numbers in green *italics* have been recalculated or weighted based on available totals.

Q22c: Length of Time between Project Start Date and Housing Move-in Date (post 10/1/2018)

Row ID	Project Info Row ID	Entry ID	Entry Name	Report Start Date	Report End Date	Bundle Name	Component Type	7 days or less	8 to 14 days	15 to 21 days	22 to 30 days	31 to 60 days	61 to 180 days	181 to 365 days	366 to 730 days (1-2 Yrs)	731 to 1,095 days (2-3 Yrs)	1,096 to 1,460 days (3-4 Yrs)	1,461 to 1,825 days (4-5 Yrs)	More than 1,825 days (+ 5 Yrs)	Data Not Collected	Total (persons moved into housing)	Average length of time to housing	Persons who were exited without move-in	Total persons	7 days or less Without Children	8 to 14 days Without Children	15 to 21 days Without Children	22 to 30 days Without Children	31 to 60 days Without Children	61 to 180 days Without Children	181 to 365 days Without Children	366 to 730 days (1-2 Yrs) Without Children	c22c2 No-Children	Total (persons moved into housing) Without Children	Average length of time to housing) Without Children	Persons who were exited without move-in) Without Children	Total persons Without Children	7 days or less With Children and Adults	8 to 14 days With Children and Adults	15 to 21 days With Children and Adults	22 to 30 days With Children and Adults	31 to 60 days With Children and Adults	61 to 180 days With Children and Adults	181 to 365 days With Children and Adults	
6591996	6591962	106372	ESG: Modesto -CA	4/1/2022	6/30/2022	CSAHMS-ES-CV-2	Emergency Shelter (CV)	0	0	0	0	0	0	0	0	0	0	0	0	0	0	0	0	0	0	0	0	0	0	0	0	0	0	0	0	0	0	0	0	0	0	0	0	0	
6593526	6593492	106372	ESG: Modesto -CA	4/1/2022	6/30/2022	CSAHMS-HP-2	Homelessness Prevention	0	0	0	0	0	0	0	0	0	0	0	0	0	0	0	0	0	0	0	0	0	0	0	0	0	0	0	0	0	0	0	0	0	0	0	0	0	
6589224	6589191	106372	ESG: Modesto -CA	4/1/2022	6/30/2022	CSAHMS-RRH-2	PH - Rapid Re-Housing	8	0	0	0	2	0	0	10	17.2	0	0	0	0	10	8	0	0	0	0	0	0	0	0	0	0	0	0	0	0	0	0	0	0	0	0	0	0	0
6589271	6589238	106372	ESG: Modesto -CA	4/1/2022	6/30/2022	CSAHMS-SO-2	Street Outreach	0	0	0	0	0	0	0	0	0	0	0	0	0	0	0	0	0	0	0	0	0	0	0	0	0	0	0	0	0	0	0	0	0	0	0	0	0	
6589393	6589360	106372	ESG: Modesto -CA	4/1/2022	6/30/2022	CSAHMS-SO-3	Street Outreach	0	0	0	0	0	0	0	0	0	0	0	0	0	0	0	0	0	0	0	0	0	0	0	0	0	0	0	0	0	0	0	0	0	0	0	0	0	
6584329	6584266	106372	ESG: Modesto -CA	4/1/2022	6/30/2022	HMSVSP-ES-CV-2	Emergency Shelter (CV)	0	0	0	0	0	0	0	0	0	0	0	0	0	0	0	0	0	0	0	0	0	0	0	0	0	0	0	0	0	0	0	0	0	0	0	0	0	

Numbers in green *italics* have been recalculated or weighted based on available totals.

Q22c: Length of Participation by Household Type

	Total	Without Children	With Children and Adults	With Only Children	Unknown Household Type
7 days or less	564	562	0	1	1
8 to 14 days	181	181	0	0	0
15 to 21 days	105	103	0	2	0
22 to 30 days	117	117	0	0	0
31 to 60 days	277	275	0	2	0
61 to 90 days	152	150	0	2	0
91 to 180 days	274	271	0	3	0
181 to 365 days	792	750	17	13	12
366 to 730 days (1-2 Yrs)	536	379	110	35	12
731 to 1,095 days (2-3 Yrs)	81	45	15	21	0
1,096 to 1,460 days (3-4 Yrs)	4	0	0	0	0
1,461 to 1,825 days (4-5 Yrs)	1	0	0	0	0
More than 1,825 days (+ 5 Yrs)	0	0	0	0	0
Data Not Collected	0	0	0	0	0
Total	3084	2838	142	77	27

2021-2022 PR-26 Financial Summary



Office of Community Planning and Development
 U.S. Department of Housing and Urban Development
 Integrated Disbursement and Information System
 PR26 - CDBG Financial Summary Report
 Program Year 2021
 MODESTO , CA

DATE: 09-28-22
 TIME: 18:20
 PAGE: 1

PART I: SUMMARY OF CDBG RESOURCES

01 UNEXPENDED CDBG FUNDS AT END OF PREVIOUS PROGRAM YEAR	3,114,764.04
02 ENTITLEMENT GRANT	1,889,322.00
03 SURPLUS URBAN RENEWAL	0.00
04 SECTION 108 GUARANTEED LOAN FUNDS	0.00
05 CURRENT YEAR PROGRAM INCOME	313,772.21
05a CURRENT YEAR SECTION 108 PROGRAM INCOME (FOR SI TYPE)	0.00
06 FUNDS RETURNED TO THE LINE-OF-CREDIT	4,897.22
06a FUNDS RETURNED TO THE LOCAL CDBG ACCOUNT	0.00
07 ADJUSTMENT TO COMPUTE TOTAL AVAILABLE	0.00
08 TOTAL AVAILABLE (SUM, LINES 01-07)	5,322,755.47

PART II: SUMMARY OF CDBG EXPENDITURES

09 DISBURSEMENTS OTHER THAN SECTION 108 REPAYMENTS AND PLANNING/ADMINISTRATION	1,448,161.05
10 ADJUSTMENT TO COMPUTE TOTAL AMOUNT SUBJECT TO LOW/MOD BENEFIT	242,135.99
11 AMOUNT SUBJECT TO LOW/MOD BENEFIT (LINE 09 + LINE 10)	1,690,297.04
12 DISBURSED IN IDIS FOR PLANNING/ADMINISTRATION	433,613.13
13 DISBURSED IN IDIS FOR SECTION 108 REPAYMENTS	327,150.25
14 ADJUSTMENT TO COMPUTE TOTAL EXPENDITURES	0.00
15 TOTAL EXPENDITURES (SUM, LINES 11-14)	2,451,060.42
16 UNEXPENDED BALANCE (LINE 08 - LINE 15)	2,871,695.05

PART III: LOWMOD BENEFIT THIS REPORTING PERIOD

17 EXPENDED FOR LOW/MOD HOUSING IN SPECIAL AREAS	0.00
18 EXPENDED FOR LOW/MOD MULTI-UNIT HOUSING	0.00
19 DISBURSED FOR OTHER LOW/MOD ACTIVITIES	1,020,672.96
20 ADJUSTMENT TO COMPUTE TOTAL LOW/MOD CREDIT	242,135.99
21 TOTAL LOW/MOD CREDIT (SUM, LINES 17-20)	1,262,808.95
22 PERCENT LOW/MOD CREDIT (LINE 21/LINE 11)	74.71%

LOW/MOD BENEFIT FOR MULTI-YEAR CERTIFICATIONS

23 PROGRAM YEARS(PY) COVERED IN CERTIFICATION	PY: 2021 PY: PY:
24 CUMULATIVE NET EXPENDITURES SUBJECT TO LOW/MOD BENEFIT CALCULATION	0.00
25 CUMULATIVE EXPENDITURES BENEFITING LOW/MOD PERSONS	0.00
26 PERCENT BENEFIT TO LOW/MOD PERSONS (LINE 25/LINE 24)	0.00%

PART IV: PUBLIC SERVICE (PS) CAP CALCULATIONS

27 DISBURSED IN IDIS FOR PUBLIC SERVICES	201,049.46
28 PS UNLIQUIDATED OBLIGATIONS AT END OF CURRENT PROGRAM YEAR	0.00
29 PS UNLIQUIDATED OBLIGATIONS AT END OF PREVIOUS PROGRAM YEAR	0.00
30 ADJUSTMENT TO COMPUTE TOTAL PS OBLIGATIONS	0.00
31 TOTAL PS OBLIGATIONS (LINE 27 + LINE 28 - LINE 29 + LINE 30)	201,049.46
32 ENTITLEMENT GRANT	1,889,322.00
33 PRIOR YEAR PROGRAM INCOME	297,666.75
34 ADJUSTMENT TO COMPUTE TOTAL SUBJECT TO PS CAP	0.00
35 TOTAL SUBJECT TO PS CAP (SUM, LINES 32-34)	2,186,988.75
36 PERCENT FUNDS OBLIGATED FOR PS ACTIVITIES (LINE 31/LINE 35)	9.19%

PART V: PLANNING AND ADMINISTRATION (PA) CAP

37 DISBURSED IN IDIS FOR PLANNING/ADMINISTRATION	433,613.13
38 PA UNLIQUIDATED OBLIGATIONS AT END OF CURRENT PROGRAM YEAR	0.00
39 PA UNLIQUIDATED OBLIGATIONS AT END OF PREVIOUS PROGRAM YEAR	0.00
40 ADJUSTMENT TO COMPUTE TOTAL PA OBLIGATIONS	0.00
41 TOTAL PA OBLIGATIONS (LINE 37 + LINE 38 - LINE 39 +LINE 40)	433,613.13
42 ENTITLEMENT GRANT	1,889,322.00
43 CURRENT YEAR PROGRAM INCOME	313,772.21
44 ADJUSTMENT TO COMPUTE TOTAL SUBJECT TO PA CAP	0.00
45 TOTAL SUBJECT TO PA CAP (SUM, LINES 42-44)	2,203,094.21
46 PERCENT FUNDS OBLIGATED FOR PA ACTIVITIES (LINE 41/LINE 45)	19.68%



Office of Community Planning and Development
 U.S. Department of Housing and Urban Development
 Integrated Disbursement and Information System
 PR26 - CDBG Financial Summary Report
 Program Year 2021
 MODESTO , CA

DATE: 09-28-22
 TIME: 18:20
 PAGE: 2

LINE 17 DETAIL: ACTIVITIES TO CONSIDER IN DETERMINING THE AMOUNT TO ENTER ON LINE 17

Report returned no data.

LINE 18 DETAIL: ACTIVITIES TO CONSIDER IN DETERMINING THE AMOUNT TO ENTER ON LINE 18

Report returned no data.

LINE 19 DETAIL: ACTIVITIES INCLUDED IN THE COMPUTATION OF LINE 19

Plan Year	IDIS Project	IDIS Activity	Voucher Number	Activity Name	Matrix Code	National Objective	Drawn Amount
2020	5	1373	6560934	CDBG: BOYS & GIRLS CLUB / FIRST TEE PROJECT	03E	LMA	\$13,991.81
2020	5	1373	6580165	CDBG: BOYS & GIRLS CLUB / FIRST TEE PROJECT	03E	LMA	\$12,317.31
2020	5	1373	6603055	CDBG: BOYS & GIRLS CLUB / FIRST TEE PROJECT	03E	LMA	\$13,465.19
2020	5	1373	6626026	CDBG: BOYS & GIRLS CLUB / FIRST TEE PROJECT	03E	LMA	\$94,433.77
2020	5	1373	6644762	CDBG: BOYS & GIRLS CLUB / FIRST TEE PROJECT	03E	LMA	\$307,048.66
2020	5	1373	6663362	CDBG: BOYS & GIRLS CLUB / FIRST TEE PROJECT	03E	LMA	\$70,143.06
2020	5	1373	6672252	CDBG: BOYS & GIRLS CLUB / FIRST TEE PROJECT	03E	LMA	\$10,410.65
					03E	Matrix Code	\$521,810.45
2015	2	1253	6560933	Ralston Towers - Senior Playground	03F	LMA	\$797.84
2015	2	1253	6580163	Ralston Towers - Senior Playground	03F	LMA	\$13,064.42
2015	2	1253	6603054	Ralston Towers - Senior Playground	03F	LMA	\$10,155.63
2015	2	1253	6626024	Ralston Towers - Senior Playground	03F	LMA	\$27,754.67
2015	2	1253	6644761	Ralston Towers - Senior Playground	03F	LMA	\$111,834.42
2015	2	1253	6663361	Ralston Towers - Senior Playground	03F	LMA	\$132,378.57
2015	2	1253	6672251	Ralston Towers - Senior Playground	03F	LMA	\$1,827.50
					03F	Matrix Code	\$297,813.05
2021	7	1444	6560925	CDBG: 2021-2022 CENTER FOR HUMAN SERVICES	05D	LMC	\$378.49
2021	7	1444	6580150	CDBG: 2021-2022 CENTER FOR HUMAN SERVICES	05D	LMC	\$8,439.91
2021	7	1444	6603044	CDBG: 2021-2022 CENTER FOR HUMAN SERVICES	05D	LMC	\$151.50
2021	7	1444	6626017	CDBG: 2021-2022 CENTER FOR HUMAN SERVICES	05D	LMC	\$11,510.49
2021	7	1444	6644754	CDBG: 2021-2022 CENTER FOR HUMAN SERVICES	05D	LMC	\$5,396.62
2021	7	1444	6663351	CDBG: 2021-2022 CENTER FOR HUMAN SERVICES	05D	LMC	\$124.14
					05D	Matrix Code	\$26,001.15
2021	7	1447	6560928	CDBG: 2021-2022 HAVEN LEGAL ADVOCACY PROGRAM	05G	LMC	\$334.00
2021	7	1447	6580157	CDBG: 2021-2022 HAVEN LEGAL ADVOCACY PROGRAM	05G	LMC	\$16,902.64
2021	7	1447	6603050	CDBG: 2021-2022 HAVEN LEGAL ADVOCACY PROGRAM	05G	LMC	\$11,411.60
2021	7	1447	6626019	CDBG: 2021-2022 HAVEN LEGAL ADVOCACY PROGRAM	05G	LMC	\$323.06
2021	7	1447	6644757	CDBG: 2021-2022 HAVEN LEGAL ADVOCACY PROGRAM	05G	LMC	\$6,186.35
2021	7	1447	6663357	CDBG: 2021-2022 HAVEN LEGAL ADVOCACY PROGRAM	05G	LMC	\$3,445.99
					05G	Matrix Code	\$38,603.64
2020	7	1374	6626022	PS-20 DOWNTOWN STREETS TEAM	05H	LMC	\$19,093.93
2020	7	1374	6644759	PS-20 DOWNTOWN STREETS TEAM	05H	LMC	\$736.45
2021	7	1448	6560930	CDBG: 2021-2022 OPPORTUNITY STANISLAUS-VOLT INSTITUTE	05H	LMC	\$8,917.94
2021	7	1448	6580159	CDBG: 2021-2022 OPPORTUNITY STANISLAUS-VOLT INSTITUTE	05H	LMC	\$18,960.49
2021	7	1448	6603051	CDBG: 2021-2022 OPPORTUNITY STANISLAUS-VOLT INSTITUTE	05H	LMC	\$4,367.88
2021	7	1448	6626020	CDBG: 2021-2022 OPPORTUNITY STANISLAUS-VOLT INSTITUTE	05H	LMC	\$62.12
2021	7	1448	6644758	CDBG: 2021-2022 OPPORTUNITY STANISLAUS-VOLT INSTITUTE	05H	LMC	\$600.57
					05H	Matrix Code	\$52,739.38
2021	7	1446	6560927	CDBG: 2021-2022 PROJECT SENTINEL	05J	LMC	\$335.10
2021	7	1446	6580154	CDBG: 2021-2022 PROJECT SENTINEL	05J	LMC	\$4,870.05
2021	7	1446	6603048	CDBG: 2021-2022 PROJECT SENTINEL	05J	LMC	\$11,521.52
2021	7	1446	6626018	CDBG: 2021-2022 PROJECT SENTINEL	05J	LMC	\$43.28
2021	7	1446	6644756	CDBG: 2021-2022 PROJECT SENTINEL	05J	LMC	\$13,021.65
2021	7	1446	6663356	CDBG: 2021-2022 PROJECT SENTINEL	05J	LMC	\$12,031.63
					05J	Matrix Code	\$41,823.23
2021	7	1445	6560926	CDBG: 2021-2022 PARENT RESOURCE CENTER	05L	LMC	\$584.74
2021	7	1445	6580152	CDBG: 2021-2022 PARENT RESOURCE CENTER	05L	LMC	\$10,452.12
2021	7	1445	6603046	CDBG: 2021-2022 PARENT RESOURCE CENTER	05L	LMC	\$10,935.00
2021	7	1445	6644755	CDBG: 2021-2022 PARENT RESOURCE CENTER	05L	LMC	\$11,724.62
2021	7	1445	6663354	CDBG: 2021-2022 PARENT RESOURCE CENTER	05L	LMC	\$8,185.58
					05L	Matrix Code	\$41,882.06
Total							\$1,020,672.96

LINE 27 DETAIL: ACTIVITIES INCLUDED IN THE COMPUTATION OF LINE 27

Plan Year	IDIS Project	IDIS Activity	Voucher Number	Activity to prevent, prepare for, and respond to Coronavirus	Activity Name	Grant Number	Fund Type	Matrix Code	National Objective	Drawn Amount
2021	7	1444	6560925	No	CDBG: 2021-2022 CENTER FOR HUMAN SERVICES	B21MC060002	PI	05D	LMC	\$378.49



PART I: SUMMARY OF CDBG-CV RESOURCES

01 CDBG-CV GRANT	2,385,772.00
02 FUNDS RETURNED TO THE LINE-OF-CREDIT	0.00
03 FUNDS RETURNED TO THE LOCAL CDBG ACCOUNT	0.00
04 TOTAL AVAILABLE (SUM, LINES 01-03)	2,385,772.00

PART II: SUMMARY OF CDBG-CV EXPENDITURES

05 DISBURSEMENTS OTHER THAN SECTION 108 REPAYMENTS AND PLANNING/ADMINISTRATION	1,279,596.68
06 DISBURSED IN IDIS FOR PLANNING/ADMINISTRATION	214,728.97
07 DISBURSED IN IDIS FOR SECTION 108 REPAYMENTS	0.00
08 TOTAL EXPENDITURES (SUM, LINES 05 - 07)	1,494,325.65
09 UNEXPENDED BALANCE (LINE 04 - LINE8)	891,446.35

PART III: LOWMOD BENEFIT FOR THE CDBG-CV GRANT

10 EXPENDED FOR LOW/MOD HOUSING IN SPECIAL AREAS	0.00
11 EXPENDED FOR LOW/MOD MULTI-UNIT HOUSING	0.00
12 DISBURSED FOR OTHER LOW/MOD ACTIVITIES	815,636.92
13 TOTAL LOW/MOD CREDIT (SUM, LINES 10 - 12)	815,636.92
14 AMOUNT SUBJECT TO LOW/MOD BENEFIT (LINE 05)	1,279,596.68
15 PERCENT LOW/MOD CREDIT (LINE 13/LINE 14)	63.74%

PART IV: PUBLIC SERVICE (PS) CALCULATIONS

16 DISBURSED IN IDIS FOR PUBLIC SERVICES	351,057.05
17 CDBG-CV GRANT	2,385,772.00
18 PERCENT OF FUNDS DISBURSED FOR PS ACTIVITIES (LINE 16/LINE 17)	14.71%

PART V: PLANNING AND ADMINISTRATION (PA) CAP

19 DISBURSED IN IDIS FOR PLANNING/ADMINISTRATION	214,728.97
20 CDBG-CV GRANT	2,385,772.00
21 PERCENT OF FUNDS DISBURSED FOR PA ACTIVITIES (LINE 19/LINE 20)	9.00%



LINE 10 DETAIL: ACTIVITIES TO CONSIDER IN DETERMINING THE AMOUNT TO ENTER ON LINE 10

Report returned no data.

LINE 11 DETAIL: ACTIVITIES TO CONSIDER IN DETERMINING THE AMOUNT TO ENTER ON LINE 11

Report returned no data.

LINE 12 DETAIL: ACTIVITIES INCLUDED IN THE COMPUTATION OF LINE 12

Plan Year	IDIS Project	IDIS Activity	Voucher Number	Activity Name	Matrix Code	National Objective	Drawn Amount
2019	32	1359	6447171	CDBG-CV: 2019 MAGIC NAIL SALON	18A	LMJ	\$10,472.85
		1390	6435606	CDBG-CV: 2019 TROPICANA INC. DBA THE TIKI LOUNGE	18A	LMJ	\$11,242.16
			6499277	CDBG-CV: 2019 TROPICANA INC. DBA THE TIKI LOUNGE	18A	LMJ	\$174.55
		1391	6435604	CDBG-CV: 2019 ARMANDO'S CABINETS	18A	LMJ	\$10,000.00
			6435605	CDBG-CV: 2019 ARMANDO'S CABINETS	18A	LMJ	\$943.31
			6499280	CDBG-CV: 2019 ARMANDO'S CABINETS	18A	LMJ	\$130.93
		1392	6435607	CDBG-CV: 2019 LOCAL TOWN UPHOLSTERY	18A	LMJ	\$11,422.79
			6499282	CDBG-CV: 2019 LOCAL TOWN UPHOLSTERY	18A	LMJ	\$174.55
		1393	6435608	CDBG-CV: 2019 NORTH CHINA TOWN RESTAURANT	18A	LMJ	\$10,245.37
			6499284	CDBG-CV: 2019 NORTH CHINA TOWN RESTAURANT	18A	LMJ	\$785.51
		1394	6435609	CDBG-CV: 2019 ROSE GARDEN FLORIST	18A	LMJ	\$10,660.97
			6444098	CDBG-CV: 2019 ROSE GARDEN FLORIST	18A	LMJ	\$305.48
		1395	6435611	CDBG-CV: 2019 SAMS AUTO SALES	18A	LMJ	\$8,469.20
			6499285	CDBG-CV: 2019 SAMS AUTO SALES	18A	LMJ	\$261.83
		1396	6435613	CDBG-CV: 2019 VENTRA FOOD SERVICES	18A	LMJ	\$10,622.64
			6507863	CDBG-CV: 2019 VENTRA FOOD SERVICES	18A	LMJ	\$610.96
		1397	6435614	CDBG-CV: 2019 STANISLAUS BREWING CO.	18A	LMJ	\$10,920.52
		1398	6435615	CDBG-CV: 2019 TAQUERIA MIS COMPADRES	18A	LMJ	\$10,085.67
			6507865	CDBG-CV: 2019 TAQUERIA MIS COMPADRES	18A	LMJ	\$349.10
		1399	6435617	CDBG-CV: 2019 MODESTO INDOOR SOCCER	18A	LMJ	\$11,071.79
		1400	6435618	CDBG-CV: 2019 WORKPLACE SOLUTIONS INC	18A	LMJ	\$10,531.61
		1401	6435619	CDBG-CV: 2019 A PLUS MASSAGE	18A	LMJ	\$10,845.78
		1402	6435620	CDBG-CV: 2019 ARA DENTURE LAB	18A	LMJ	\$10,614.50
		1403	6435621	CDBG-CV: 2019 LEDERLE MY MAIL BOX	18A	LMJ	\$10,769.11
			6499286	CDBG-CV: 2019 LEDERLE MY MAIL BOX	18A	LMJ	\$218.20
			6507866	CDBG-CV: 2019 LEDERLE MY MAIL BOX	18A	LMJ	\$436.40
		1404	6435622	CDBG-CV: 2019 P WEXFORD PUB/ 4R CLOVER	18A	LMJ	\$10,522.23
		1405	6435623	CDBG-CV: 2019 ADDICTION FREE RECOVERY CENTER	18A	LMJ	\$10,339.77
		1406	6435624	CDBG-CV: 2019 RIVETS AMERICAN GRILL	18A	LMJ	\$10,652.25
			6499289	CDBG-CV: 2019 RIVETS AMERICAN GRILL	18A	LMJ	\$218.20
			6507867	CDBG-CV: 2019 RIVETS AMERICAN GRILL	18A	LMJ	\$872.78
		1407	6435625	CDBG-CV: 2019 THE BOARDROOM	18A	LMJ	\$10,501.74
		1408	6435628	CDBG-CV: 2019 HOMESMART INC	18A	LMJ	\$10,561.01
			6507868	CDBG-CV: 2019 HOMESMART INC	18A	LMJ	\$261.83
		1409	6435630	CDBG-CV: 2019 TRANSCEND FITNESS	18A	LMJ	\$10,471.87
			6444099	CDBG-CV: 2019 TRANSCEND FITNESS	18A	LMJ	\$130.93
		1410	6435632	dCDBG-CV: 2019 GORGEOUS NAILS	18A	LMJ	\$10,416.24
			6499290	dCDBG-CV: 2019 GORGEOUS NAILS	18A	LMJ	\$87.28
			6507870	dCDBG-CV: 2019 GORGEOUS NAILS	18A	LMJ	\$872.76
		1411	6435633	CDBG-CV: 2019 PHILIP OPENSHAW DDS INC	18A	LMJ	\$10,745.42
			6499291	CDBG-CV: 2019 PHILIP OPENSHAW DDS INC	18A	LMJ	\$174.55
			6507871	CDBG-CV: 2019 PHILIP OPENSHAW DDS INC	18A	LMJ	\$174.55
		1412	6435859	CDBG-CV: 2019 9D VIRTUAL REALITY ADVENTURE	18A	LMJ	\$6,060.15
			6447172	CDBG-CV: 2019 9D VIRTUAL REALITY ADVENTURE	18A	LMJ	\$218.20
		1413	6435864	CDBG-CV: INTERNATIONAL BEAUTY ACADEMY	18A	LMJ	\$8,599.40
		1414	6435868	CDBG-CV: 2019 MCHENRY BOWL	18A	LMJ	\$10,279.97
		1415	6435871	CDBG-CV: 2019 HALFORDS CLEANER	18A	LMJ	\$10,747.72
		1416	6435874	CDBG-CV: 2019 HOKI TO GO INC	18A	LMJ	\$10,512.40
			6447174	CDBG-CV: 2019 HOKI TO GO INC	18A	LMJ	\$174.55
		1417	6435876	CDBG-CV: 2019 STANISLAUS VISION ASSOCIATES	18A	LMJ	\$10,420.11
			6499292	CDBG-CV: 2019 STANISLAUS VISION ASSOCIATES	18A	LMJ	\$174.55



Office of Community Planning and Development
 U.S. Department of Housing and Urban Development
 Integrated Disbursement and Information System
 PR26 - CDBG-CV Financial Summary Report
 MODESTO , CA

DATE: 09-28-22
 TIME: 18:33
 PAGE: 3

Plan Year	IDIS Project	IDIS Activity	Voucher Number	Activity Name	Matrix Code	National Objective	Drawn Amount
2019	32	1417	6507872	CDBG-CV: 2019 STANISLAUS VISION ASSOCIATES	18A	LMJ	\$349.10
		1418	6435878	CDBG-CV: 2019 BAGELS N MORE	18A	LMJ	\$8,035.54
		1419	6435881	CDBG-CV: 2019 SUPER GYROS RESTAURANT LP	18A	LMJ	\$9,487.46
		1420	6435931	CDBG-CV: 2019 LICE CLINICS OF AMERICA	18A	LMJ	\$10,424.32
			6444100	CDBG-CV: 2019 LICE CLINICS OF AMERICA	18A	LMJ	\$104.73
		1421	6435902	CDBG-CV: 2019 CLASSIC DRY CLEANERS	18A	LMJ	\$10,375.95
			6507873	CDBG-CV: 2019 CLASSIC DRY CLEANERS	18A	LMJ	\$261.86
		1422	6435909	CDBG-CV: 2019 ELITE TIRE AND AUTO	18A	LMJ	\$5,301.39
			6507874	CDBG-CV: 2019 ELITE TIRE AND AUTO	18A	LMJ	\$349.11
		1424	6435911	CDBG-CV: 2019 PINNACLE HEALTH CENTER	18A	LMJ	\$10,524.41
		1425	6435913	CDBG-CV: 2019 MARLA C. LAMBERT	18A	LMJ	\$10,486.91
		1426	6435914	CDBG-CV: 2019 CITY CEL WIRELESS LLC	18A	LMJ	\$10,811.06
		1427	6435915	CDBG-CV: 2019 LINDA M. ELLISON, CPA	18A	LMJ	\$10,475.97
		1428	6435916	CDBG-CV: 2019 VEGAS FURNITURE INC	18A	LMJ	\$10,341.76
		1429	6435917	CDBG-CV: 2019 ONCE UPON A CHILD	18A	LMJ	\$10,575.11
		1430	6435920	CDBG-CV: 2019 A. PATEL DDS INC.	18A	LMJ	\$10,669.00
		1431	6435924	CDBG-CV: 2019 MR. GILL'S MARKET AND GRILL	18A	LMJ	\$10,800.07
		1432	6435925	CDBG-CV: 2019 GRAFFITI DOGS	18A	LMJ	\$10,501.32
		1433	6435927	CDBG-CV: 2019 HENRY H. VU, DDS	18A	LMJ	\$10,264.23
		1434	6435929	CDBG-CV: JAMAL AFGHAN RESTAURANT AND MARKET	18A	LMJ	\$7,884.33
		1435	6499298	CDBG-CV: 2019 Children's Crisis Center	05L	LMC	\$37,328.83
			6507879	CDBG-CV: 2019 Children's Crisis Center	05L	LMC	\$181.16
			6526290	CDBG-CV: 2019 Children's Crisis Center	05L	LMC	\$23.62
			6536895	CDBG-CV: 2019 Children's Crisis Center	05L	LMC	\$3,744.50
			6556885	CDBG-CV: 2019 Children's Crisis Center	05L	LMC	\$341.68
			6562678	CDBG-CV: 2019 Children's Crisis Center	05L	LMC	\$248.49
		1436	6499294	CDBG-CV: 2019 Opportunity Stanislaus VOLT Institute Scholarships	05H	LMC	\$1,368.71
			6507877	CDBG-CV: 2019 Opportunity Stanislaus VOLT Institute Scholarships	05H	LMC	\$5,254.63
			6526288	CDBG-CV: 2019 Opportunity Stanislaus VOLT Institute Scholarships	05H	LMC	\$10,002.00
			6556883	CDBG-CV: 2019 Opportunity Stanislaus VOLT Institute Scholarships	05H	LMC	\$7,052.96
			6562676	CDBG-CV: 2019 Opportunity Stanislaus VOLT Institute Scholarships	05H	LMC	\$124.24
			6580893	CDBG-CV: 2019 Opportunity Stanislaus VOLT Institute Scholarships	05H	LMC	\$6,730.12
			6609779	CDBG-CV: 2019 Opportunity Stanislaus VOLT Institute Scholarships	05H	LMC	\$8,562.43
			6621366	CDBG-CV: 2019 Opportunity Stanislaus VOLT Institute Scholarships	05H	LMC	\$93.19
			6644052	CDBG-CV: 2019 Opportunity Stanislaus VOLT Institute Scholarships	05H	LMC	\$143.86
			6665124	CDBG-CV: 2019 Opportunity Stanislaus VOLT Institute Scholarships	05H	LMC	\$3,441.75
		1439	6526292	CDBG-CV SALVATION ARMY COVID-19 PROJECT	05Z	LMC	\$40,000.00
		1454	6556888	CDBG-CV: 2021 CASA	05N	LMC	\$86.56
			6562680	CDBG-CV: 2021 CASA	05N	LMC	\$19,017.91
			6580896	CDBG-CV: 2021 CASA	05N	LMC	\$155.31
			6609781	CDBG-CV: 2021 CASA	05N	LMC	\$21,770.85
			6644045	CDBG-CV: 2021 CASA	05N	LMC	\$179.32
			6665128	CDBG-CV: 2021 CASA	05N	LMC	\$65.17
		1455	6556889	CDBG-CV: 2021 CHILDREN'S CRISIS CENTER	05N	LMC	\$124.24
			6580897	CDBG-CV: 2021 CHILDREN'S CRISIS CENTER	05N	LMC	\$12,735.29
			6609782	CDBG-CV: 2021 CHILDREN'S CRISIS CENTER	05N	LMC	\$11,713.89
			6644042	CDBG-CV: 2021 CHILDREN'S CRISIS CENTER	05N	LMC	\$13,960.06
			6665133	CDBG-CV: 2021 CHILDREN'S CRISIS CENTER	05N	LMC	\$3,168.25
		1456	6556890	CDBG-CV: 2021 UNITED SAMARITANS FOUNDATION	05W	LMC	\$459.29
			6580898	CDBG-CV: 2021 UNITED SAMARITANS FOUNDATION	05W	LMC	\$8,311.22
			6609783	CDBG-CV: 2021 UNITED SAMARITANS FOUNDATION	05W	LMC	\$12,436.72
			6644041	CDBG-CV: 2021 UNITED SAMARITANS FOUNDATION	05W	LMC	\$11,022.87
			6665135	CDBG-CV: 2021 UNITED SAMARITANS FOUNDATION	05W	LMC	\$5,149.04
		1457	6609786	CDBG-CV: 2021 THE LORD'S CLOSET	05H	LMC	\$2,172.21
			6621370	CDBG-CV: 2021 THE LORD'S CLOSET	05H	LMC	\$8,199.06
			6644039	CDBG-CV: 2021 THE LORD'S CLOSET	05H	LMC	\$9,226.52
			6665136	CDBG-CV: 2021 THE LORD'S CLOSET	05H	LMC	\$16,571.67
		1462	6609787	CDBG-CV: 2021 BAY VALLEY FOUNDATION - IT TRAINING PROGRAM	05H	LMC	\$1,774.14
			6621372	CDBG-CV: 2021 BAY VALLEY FOUNDATION - IT TRAINING PROGRAM	05H	LMC	\$142.58



Office of Community Planning and Development
 U.S. Department of Housing and Urban Development
 Integrated Disbursement and Information System
 PR26 - CDBG-CV Financial Summary Report
 MODESTO , CA

DATE: 09-28-22
 TIME: 18:33
 PAGE: 4

Plan Year	IDIS Project	IDIS Activity	Voucher Number	Activity Name	Matrix Code	National Objective	Drawn Amount
2019	32	1462	6644036	CDBG-CV: 2021 BAY VALLEY FOUNDATION - IT TRAINING PROGRAM	05H	LMC	\$535.90
			6665137	CDBG-CV: 2021 BAY VALLEY FOUNDATION - IT TRAINING PROGRAM	05H	LMC	\$67,436.81
Total							\$815,636.92

LINE 16 DETAIL: ACTIVITIES INCLUDED IN THE COMPUTATION OF LINE 16

Plan Year	IDIS Project	IDIS Activity	Voucher Number	Activity Name	Matrix Code	National Objective	Drawn Amount
2019	32	1435	6499298	CDBG-CV: 2019 Children's Crisis Center	05L	LMC	\$37,328.83
			6507879	CDBG-CV: 2019 Children's Crisis Center	05L	LMC	\$181.16
			6526290	CDBG-CV: 2019 Children's Crisis Center	05L	LMC	\$23.62
			6536895	CDBG-CV: 2019 Children's Crisis Center	05L	LMC	\$3,744.50
			6556885	CDBG-CV: 2019 Children's Crisis Center	05L	LMC	\$341.68
			6562678	CDBG-CV: 2019 Children's Crisis Center	05L	LMC	\$248.49
		1436	6499294	CDBG-CV: 2019 Opportunity Stanislaus VOLT Institute Scholarships	05H	LMC	\$1,368.71
			6507877	CDBG-CV: 2019 Opportunity Stanislaus VOLT Institute Scholarships	05H	LMC	\$5,254.63
			6526288	CDBG-CV: 2019 Opportunity Stanislaus VOLT Institute Scholarships	05H	LMC	\$10,002.00
			6556883	CDBG-CV: 2019 Opportunity Stanislaus VOLT Institute Scholarships	05H	LMC	\$7,052.96
			6562676	CDBG-CV: 2019 Opportunity Stanislaus VOLT Institute Scholarships	05H	LMC	\$124.24
			6580893	CDBG-CV: 2019 Opportunity Stanislaus VOLT Institute Scholarships	05H	LMC	\$6,730.12
			6609779	CDBG-CV: 2019 Opportunity Stanislaus VOLT Institute Scholarships	05H	LMC	\$8,562.43
			6621366	CDBG-CV: 2019 Opportunity Stanislaus VOLT Institute Scholarships	05H	LMC	\$93.19
			6644052	CDBG-CV: 2019 Opportunity Stanislaus VOLT Institute Scholarships	05H	LMC	\$143.86
			6665124	CDBG-CV: 2019 Opportunity Stanislaus VOLT Institute Scholarships	05H	LMC	\$3,441.75
		1439	6526292	CDBG-CV SALVATION ARMY COVID-19 PROJECT	05Z	LMC	\$40,000.00
		1454	6556888	CDBG-CV: 2021 CASA	05N	LMC	\$86.56
			6562680	CDBG-CV: 2021 CASA	05N	LMC	\$19,017.91
			6580896	CDBG-CV: 2021 CASA	05N	LMC	\$155.31
			6609781	CDBG-CV: 2021 CASA	05N	LMC	\$21,770.85
			6644045	CDBG-CV: 2021 CASA	05N	LMC	\$179.32
			6665128	CDBG-CV: 2021 CASA	05N	LMC	\$65.17
		1455	6556889	CDBG-CV: 2021 CHILDREN'S CRISIS CENTER	05N	LMC	\$124.24
			6580897	CDBG-CV: 2021 CHILDREN'S CRISIS CENTER	05N	LMC	\$12,735.29
			6609782	CDBG-CV: 2021 CHILDREN'S CRISIS CENTER	05N	LMC	\$11,713.89
			6644042	CDBG-CV: 2021 CHILDREN'S CRISIS CENTER	05N	LMC	\$13,960.06
			6665133	CDBG-CV: 2021 CHILDREN'S CRISIS CENTER	05N	LMC	\$3,168.25
		1456	6556890	CDBG-CV: 2021 UNITED SAMARITANS FOUNDATION	05W	LMC	\$459.29
			6580898	CDBG-CV: 2021 UNITED SAMARITANS FOUNDATION	05W	LMC	\$8,311.22
			6609783	CDBG-CV: 2021 UNITED SAMARITANS FOUNDATION	05W	LMC	\$12,436.72
			6644041	CDBG-CV: 2021 UNITED SAMARITANS FOUNDATION	05W	LMC	\$11,022.87
			6665135	CDBG-CV: 2021 UNITED SAMARITANS FOUNDATION	05W	LMC	\$5,149.04
		1457	6609786	CDBG-CV: 2021 THE LORD'S CLOSET	05H	LMC	\$2,172.21
			6621370	CDBG-CV: 2021 THE LORD'S CLOSET	05H	LMC	\$8,199.06
			6644039	CDBG-CV: 2021 THE LORD'S CLOSET	05H	LMC	\$9,226.52
			6665136	CDBG-CV: 2021 THE LORD'S CLOSET	05H	LMC	\$16,571.67
		1462	6609787	CDBG-CV: 2021 BAY VALLEY FOUNDATION - IT TRAINING PROGRAM	05H	LMC	\$1,774.14
			6621372	CDBG-CV: 2021 BAY VALLEY FOUNDATION - IT TRAINING PROGRAM	05H	LMC	\$142.58
			6644036	CDBG-CV: 2021 BAY VALLEY FOUNDATION - IT TRAINING PROGRAM	05H	LMC	\$535.90
			6665137	CDBG-CV: 2021 BAY VALLEY FOUNDATION - IT TRAINING PROGRAM	05H	LMC	\$67,436.81
Total							\$351,057.05

LINE 19 DETAIL: ACTIVITIES INCLUDED IN THE COMPUTATION OF LINE 19

PR26 - Activity Summary by Selected Grant

Date Generated: 09/28/2022

Grantee: MODESTO

Grant Year: 2021

Formula and Competitive Grants only

Total Grant Amount for CDBG 2021 Grant year = \$1,889,322.00														
State	Grantee Name	Grant Year	Grant Number	Activity Group	Matrix Code	National Objective	IDIS Activity	Activity to prevent, prepare for, and respond to Coronavirus	Activity Status	Amount Funded From Selected Grant	Amount Drawn From Selected Grant	% of CDBG Drawn From Selected Grant/Grant	Total CDBG Funded Amount (All Years All Sources)	Total CDBG Drawn Amount (All Years All Sources)
CA	MODESTO	2021	B21MC060002	Administrative And Planning	21A		1440	No	Open	\$377,864.40	\$377,810.21		\$438,564.54	\$438,510.35
Total Administrative And Planning										\$377,864.40	\$377,810.21	20.00%	\$438,564.54	\$438,510.35
CA	MODESTO	2021	B21MC060002	Housing	14H	LMH	1442	No	Open	\$0.00	\$0.00		\$250,000.00	\$174,922.10
Total Housing										\$0.00	\$0.00	0.00%	\$250,000.00	\$174,922.10
CA	MODESTO	2021	B21MC060002	Public Improvements	03E	LMA	1373	No	Open	\$289,464.00	\$171,584.70		\$701,163.33	\$583,284.03
CA	MODESTO	2021	B21MC060002	Public Improvements	03F	LMA	1253	No	Open	\$411,193.94	\$106,160.57		\$708,466.68	\$403,433.31
Total Public Improvements										\$700,657.94	\$277,745.27	14.70%	\$1,409,630.01	\$986,717.34
CA	MODESTO	2021	B21MC060002	Public Services	05D	LMC	1444	No	Open	\$43,351.48	\$24,352.63		\$45,000.00	\$26,001.15
CA	MODESTO	2021	B21MC060002	Public Services	05G	LMC	1447	No	Open	\$40,666.00	\$38,269.64		\$41,000.00	\$38,603.64
CA	MODESTO	2021	B21MC060002	Public Services	05H	LMC	1448	No	Open	\$26,082.06	\$23,991.06		\$35,000.00	\$32,909.00
CA	MODESTO	2021	B21MC060002	Public Services	05J	LMC	1446	Yes	Open	\$44,664.90	\$41,488.13		\$45,000.00	\$41,823.23
CA	MODESTO	2021	B21MC060002	Public Services	05L	LMC	1445	No	Open	\$37,450.81	\$34,332.87		\$45,000.00	\$41,882.06
Total Public Services										\$192,215.25	\$162,434.33	8.60%	\$211,000.00	\$181,219.08
CARES Related Public Services										\$44,664.90	\$41,488.13	2.20%	\$45,000.00	\$41,823.23
Non CARES Related Public Services										\$147,550.35	\$120,946.20	6.40%	\$166,000.00	\$139,395.85
Total 2021 - CDBG										\$1,270,737.59	\$817,989.81	43.30%	\$2,309,194.55	\$1,781,368.87
Total 2021										\$1,270,737.59	\$817,989.81	43.30%	\$2,309,194.55	\$1,781,368.87
Grand Total										\$1,270,737.59	\$817,989.81	43.30%	\$2,309,194.55	\$1,781,368.87

2021-2022

PR-58 Section 3



REPORT FOR CPD PROGRAM CDBG, HESG, HOME
PGM YR 2021

No data returned for this view. This might be because the applied filter excludes all data.





Section 3 Details By Program, Program Year & Activity

No data returned for this view. This might be because the applied filter excludes all data.

Legend

- A** Outreach efforts to generate job applicants who are Public Housing Targeted Workers
- B** Outreach efforts to generate job applicants who are Other Funding Targeted Workers.
- C** Direct, on-the job training (including apprenticeships).
- D** Indirect training such as arranging for, contracting for, or paying tuition for, off-site training.
- E** Technical assistance to help Section 3 workers compete for jobs (e.g., resume assistance, coaching).
- F** Outreach efforts to identify and secure bids from Section 3 business concerns.
- G** Technical assistance to help Section 3 business concerns understand and bid on contracts.
- H** Division of contracts into smaller jobs to facilitate participation by Section 3 business concerns.
- I** Provided or connected residents with assistance in seeking employment including: drafting resumes, preparing for interviews, finding job opportunities, connecting residents to job placement services.
- J** Held one or more job fairs.
- K** Provided or connected residents with supportive services that can provide direct services or referrals.
- L** Provided or connected residents with supportive services that provide one or more of the following: work readiness health screenings, interview clothing, uniforms, test fees, transportation.
- M** Assisted residents with finding child care.
- N** Assisted residents to apply for/or attend community college or a four year educational institution.
- O** Assisted residents to apply for or attend vocational/technical training.
- P** Assisted residents to obtain financial literacy training and/or coaching.
- Q** Bonding assistance, guaranties, or other efforts to support viable bids from Section 3 business concerns.
- R** Provided or connected residents with training on computer use or online technologies.



U.S. Department of Housing and Urban Development
Office of Community Planning and Development
Integrated Disbursement and Information System
Section 3 Report
Grantee:

DATE: 09-22-22
TIME: 18:45
PAGE: 3

- S** Promoting the use of a business registry designed to create opportunities for disadvantaged and small businesses.
- T** Outreach, engagement, or referrals with the state one-stop system, as designed in Section 121(e)(2) of the Workforce Innovation and Opportunity Act.
- U** Other

Citizen Participation

NOTICE OF PUBLIC HEARING
CITY OF MODESTO

FY 2021 – 2022 Consolidated Annual Performance and Evaluation Report

Notice is hereby given that a public hearing to consider the City of Modesto's Fiscal Year 2021-2022 Consolidated Annual Performance and Evaluation Report (CAPER) will be held by the City Council of the City of Modesto on September 27, 2022 at 5:30 p.m. in the Council Chambers, Basement Level, Tenth Street Place, 1010 10th St., Modesto, California. Attendance and meeting access information can be found <http://modestogov.com/749/City-Council-Agendas-Minutes>.

The CAPER identifies the City of Modesto's accomplishments during Fiscal Year 2021-2022 using Community Development Block Grant (CDBG), Emergency Solutions Grant (ESG), HOME Investment Partnership Program (HOME) funds and CARES Act funds Interested persons will be given the opportunity to provide oral and/or written comments at the public hearing.

In compliance with Citizen Participation requirements, a public comment period will begin on August 22, 2022 and conclude on September 27, 2022. Citizen Participation documents are available online at <https://www.modestogov.com/1848/Publications-Reports>

This CAPER will be presented at the following in-person and virtual public meetings dates, times, and login information will be available on the meeting agendas or on the City of Modesto website at <https://www.modestogov.com/565/Community-Development-Division>:

- August 25, 2022 at 12:00 p.m. Citizens Housing & Community Development Committee Meeting;
 - In Person: 1010 10th Street Suite 2001 Modesto, CA, 95354
 - Virtual via Zoom: <https://www.modestogov.com/CivicAlerts.aspx?AID=1333>
- September 12, 2022 at 3:00 p.m. Airport Neighborhood Collaborative
 - Virtual meeting: <https://zoom.us/j/99529139041> Meeting ID: 995 2913 9041
- September 14, 2022 at 5:30 p.m. Stanislaus Homeless Alliance
 - In-person location: 1010 10th Street, Board Chambers, Modesto, CA 95354
 - Go to link for Agenda and attendance requirements: <https://csocstan.com/sha-agendas-minutes-and-audio/>
- September 15, 2022 at 2:30 p.m. Stanislaus Community System of Care Stanislaus
 - In-person location: Stanislaus Veteran's Center, 3500 Coffee Road, Suite 15 Modesto, CA 95355 – Room 114/115 Go to link for Agenda and attendance requirements: <https://csocstan.com/csocagendaminutes/>
- September 21, 2022 at 10:00 a.m. in Spanish and 6:00 p.m. in English West Modesto People of Action Council
 - In-person location: King Kennedy Memorial Center, 601 South Martin Luther King Drive, Modesto, CA 95351

Interested persons will be given the opportunity to provide oral and/or written comments during any of these meetings including the Public Hearing on September 27, 2022.

THIS MEETING WILL BE PHYSICALLY OPEN TO THE PUBLIC AND BY ZOOM VIDEO CONFERENCING AND TELEPHONE

You may also observe a livestream of the meeting at <http://media.modestogov.com>. You may also participate in the meeting as indicated below.

PARTICIPATING IN CITY COUNCIL MEETINGS IN CONFORMANCE
WITH GOVERNOR'S EXECUTIVE ORDER N-29-20

The City of Modesto is providing alternatives to view Council meetings and provide public comments. If you wish to make either a general public comment or to comment on a specific agenda item, you may use one of the following options:

SUBMITTING COMMENTS BY E-MAIL TO COUNCIL

Written comments may be submitted via email to: ccmeetings@modestogov.com (include Agenda Item Number in the subject line). All comments will be shared with the Councilmembers and placed in the record, but will not be read aloud during the meeting. Written comments must be received by 3:00 p.m. on the day of the meeting.

VIRTUAL PARTICIPATION BY ZOOM VIDEO
CONFERENCING AND TELEPHONE
Joining the City Council meeting via Zoom

The City of Modesto is now offering the ability to view and participate in Council meetings via telephonic conferencing via "Zoom" video conferencing computer technology. The meeting may be accessed through the use of Zoom using the following options:

- Enter the following link into an Internet Browser <https://us02web.zoom.us/j/86945970570>,
- Enter the following link into an Internet Browser <https://zoom.us/> and using the Webinar ID 869 4597 0570, Password 84326

All written comments must be submitted by September 27, 2022 at 4:30 PM. Please direct written comments to the City of Modesto, Attention: Jessica Hill, Community Development Manager, Community Development Division at the address listed below:

In Person: 1010 Tenth Street, Suite 3100, Modesto, CA 95354
Between the hours of 8:30 a.m. and 4:30 p.m.
Email: housing@modestogov.com.
Phone: (209) 577-5211

A copy of all the documents will be available for review at the City of Modesto Community Development Division and at <https://www.modestogov.com/1848/Publications-Reports>.

ADA Access

In compliance with the Americans with Disabilities Act, if you need special assistance to participate in this meeting, please contact the Citizen Housing & Community Development Recording Secretary at 209.577.5211. Notification 48 hours prior to the meeting will enable the City to make reasonable arrangements to ensure accessibility to this meeting. In accordance with the requirements of Title II of the Americans with Disabilities Act ("ADA") of 1990, the Fair Employment & Housing Act ("FEHA"), the Rehabilitation Act of 1973 (as amended), Government Code section 11135 and other applicable codes, the City of Modesto ("City") will not discriminate against individuals on the basis of disability in the City's services, programs, or activities. For more information, please visit the City of Modesto website at <https://www.modestogov.com/865/Americans-with-Disabilities-Act-ADA>

Equal Housing Opportunities

The City of Modesto encourages and supports an affirmative encourage and support an affirmative advertising and marketing program in which there are no barriers to obtaining housing because of race, color, religion, sex, handicap, familial status, or national origin.

Language Translation

If you require a translator, please contact the Community Development Division office by email or 209-577-5211, no fewer than two business days prior to the meeting to make the necessary arrangements.

Este documento puede traducirse al español bajo petición llamando al (209) 577-5211.



NOTIFICACIÓN DE AUDIENCIA PÚBLICA
CIUDAD DE MODESTO

REPORTE CONSOLIDADO DE EVALUACIÓN Y RENDIMIENTO ANUAL (CAPER) DEL AÑO FISCAL 2021-2022

Se da aviso por este medio que una audiencia pública para considerar el Reporte Consolidado de Evaluación Y Rendimiento Anual (CAPER) del año fiscal 2021-2022 será llevada a cabo por el Consejo de la Ciudad de Modesto el 27 de septiembre de 2022 a las 5:30 pm. en el despacho de juntas públicas en el 1010 10th Street, Modesto, California. Se puede encontrar información sobre asistencia y acceso a reuniones en: <http://modestogov.com/749/City-Council-Agendas-Minutes>.

El CAPER identifica los logros de la ciudad de Modesto durante el año fiscal 2021-2022 utilizando fondos de el Community Development Block Grant (CDBG), Emergency Solutions Grant (ESG), fondos de HOME Investment Partnership Program (HOME) y fondos de la ley CARES. Las personas interesadas tendrán la oportunidad de proporcionar comentarios orales y/o escritos en la audiencia pública.

De acuerdo con los requisitos de Participación Ciudadana, el periodo de comentarios público comenzará el 22 de agosto de 2022 y concluirá el 27 de septiembre de 2022. Los documentos de participación ciudadana están disponibles en línea en <https://www.modestogov.com/1848/Publications-Reports>

Este CAPER se presentará en las siguientes fechas de reuniones públicas y virtuales, horarios y la información de inicio de sesión estará disponible en las agendas de las reuniones o en el sitio web de la Ciudad de Modesto en <https://www.modestogov.com/565/Community-Development-Division>:

- 25 de agosto de 2022 a las 12:00 p.m. Citizens Housing & Community Development Division Committee;
 - Lugar de encuentro en persona: 1010 10th Street, Suite 2001, Modesto, CA 95354
 - Reunion virtual: <https://www.modestogov.com/CivicAlerts.aspx?AID=1333>
- 12 de septiembre de 2022 a las 3:00 p.m Airport Neighborhood Collaborative
 - Reunion virtual: <https://zoom.us/j/99529139041> Número de identificación: 995 2913 9041
- 14 de septiembre de 2022 a las 5:30 p.m. Stanislaus Homeless Alliance
 - Lugar de encuentro en persona: 1010 10th Street, Board Chambers, Modesto, CA 95354
 - vaya al enlace abajo para ver la agenda y los requisitos de asistencia: <https://csocstan.com/sha-agendas-minutes-and-audio/>
- 15 de septiembre de 2022 a las 2:30 p.m. Stanislaus Community System of Care Stanislaus
 - Lugar de encuentro en persona: Stanislaus Veteran's Center, 3500 Coffee Road, Suite 15 Modesto, CA 95355 – Cuarto número 114/115 vaya al enlace abajo para ver la agenda y los requisitos de asistencia: <https://csocstan.com/csocagendaminutes/>
- 21 de septiembre a las 10:00 a.m. en español y a las 6:00 p.m. en ingles West Modesto People of Action Council
 - Lugar de encuentro en persona: King Kennedy Memorial Center, 601 South Martin Luther King Drive, Modesto, CA 95351

Las personas interesadas tendrán la oportunidad de proporcionar comentarios orales y / o escritos durante cualquiera de estas reuniones, incluida la audiencia pública del 27 de septiembre de 2022.

ESTA REUNIÓN SERA FÍSICAMENTE ABIERTA AL PÚBLICO Y POR TELÉFONO Y VIDEO CONFERENCIAS DE ZOOM.

Tambien podrá observar una transmisión en vivo de la reunión en <http://media.modestogov.com>. También puede participar en la reunión como se indica a continuación.

PARTICIPAR EN REUNIONES DEL AYUNTAMIENTO DE CONFORMIDAD CON
ORDEN EJECUTIVA DEL GOBERNADOR N-29-20

La Ciudad de Modesto ofrece alternativas para ver las reuniones del Concejo y proporcionar comentarios públicos. Si desea hacer un comentario público en general o comentar sobre un tema específico de la agenda, puede usar una de las siguientes opciones:

ENVIAR COMENTARIOS POR CORREO ELECTRÓNICO AL CONSEJO

Los comentarios escritos pueden enviarse por correo electrónico a: ccmeetings@modestogov.com (incluya el número de artículo de la agenda en el asunto). Todos los comentarios se compartirán con los miembros del Concejo y se colocarán en el registro, pero no se leerán en voz alta durante la reunión. Los comentarios escritos deben recibirse antes de las 3:00 p.m. el día de la reunión.

PARTICIPACIÓN VIRTUAL POR ZOOM VIDEO
CONFERENCIAS Y TELEFONO

Unirse a la reunión del Ayuntamiento a través de Zoom

La ciudad de Modesto ofrece ahora la posibilidad de ver y participar en las reuniones del Concejo a través de conferencias telefónicas a través de la tecnología informática de videoconferencia "Zoom". Se puede acceder a la reunión mediante el uso de Zoom utilizando las siguientes opciones:

- Ingrese el siguiente enlace en un navegador de Internet <https://us02web.zoom.us/j/86945970570>,
- Ingrese el siguiente enlace en un navegador de Internet <https://zoom.us/> y usando el Webinar ID 869 4597 0570, contraseña 84326

Todos los comentarios escritos deben enviarse antes del 27 de septiembre de 2022 a las 4:30 p.m. Dirija sus comentarios por escrito a la Ciudad de Modesto, Atención: Jessica Hill, Gerente de Desarrollo Comunitario, División de Desarrollo Comunitario a la dirección que se indica a continuación:

en persona: 1010 Tenth Street, Suite 3100, Modesto, CA 95354
Entre las horas de 8:30 a.m. y 4:30 p.m.
Correo electrónico: housing@modestogov.com.
Teléfono: (209) 577-5211

Copias de los documentos estarán disponibles para su revisión en la División de Desarrollo Comunitario de la Ciudad de Modesto en <https://www.modestogov.com/1848/Publications-Reports>.

Si usted necesita un traductor, comuníquese con la oficina de la División de Desarrollo Comunitario en housing@modestogov.com o al (209) 577-5211, no menos de dos días hábiles antes del taller para hacer los arreglos necesarios.

En cumplimiento de la Ley de Estadounidenses con Discapacidades (ADA), la Ciudad de Modesto no discrimina a las personas con discapacidades y es una instalación accesible. Cualquiera persona con una discapacidad que requiera una modificación o adaptación para poder participar debe comunicarse con la División de Desarrollo Comunitario en housing@modestogov.com o (209) 577-5211, no menos de dos días hábiles antes del taller para permitir para arreglos razonables.





Beaufort Gazette
 Belleville News-Democrat
 Bellingham Herald
 Bradenton Herald
 Centre Daily Times
 Charlotte Observer
 Columbus Ledger-Enquirer
 Fresno Bee

The Herald - Rock Hill
 Herald Sun - Durham
 Idaho Statesman
 Island Packet
 Kansas City Star
 Lexington Herald-Leader
 Merced Sun-Star
 Miami Herald

el Nuevo Herald - Miami
 Modesto Bee
 Raleigh News & Observer
 The Olympian
 Sacramento Bee
 Fort Worth Star-Telegram
 The State - Columbia
 Sun Herald - Biloxi

Sun News - Myrtle Beach
 The News Tribune Tacoma
 The Telegraph - Macon
 San Luis Obispo Tribune
 Tri-City Herald
 Wichita Eagle

AFFIDAVIT OF PUBLICATION

Account #	Order Number	Identification	Order PO	Amount	Cols	Depth
18688	305900	FY 2021 - 2022 Consolidated Annual Performance and Evalu		\$1,542.42	3	20.50 in

Attention: Dana Sanchez
 CITY OF MODESTO CITY CLERK
 PO BOX 642
 MODESTO, CA 953530642

Copy of ad content
 is on the next page

Declaration of Publication C.C.P. S2015.5

STATE OF CALIFORNIA)
) ss.
 County of Stanislaus)

I am a citizen of the United States; I am over the age of eighteen years, and not a party to or interested in the above entitled matter. I am the principal clerk of the printer of the Modesto Bee, a newspaper of general circulation, printed and published in the city of Modesto, County of Stanislaus, and which newspaper has been adjudged a newspaper of general circulation by the Superior Court of the County of Stanislaus, State of California, under the date of February 25, 1951 Action No. 46453 that the notice, of which the annexed is a printed copy, has been published in each regular and entire issue of said newspaper and not in any supplement thereof on the following dates, to wit:

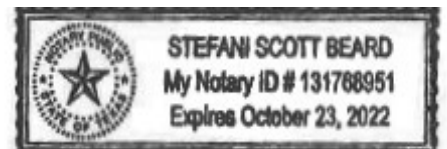
No. of Insertions: 1
 Beginning Issue of: 08/22/2022
 Ending Issue of: 08/22/2022

I certify (or declare) under penalty of perjury that the foregoing is true and correct and that this declaration was executed at Dallas, Texas on:

Date: 23rd, day of August, 2022

Stefani Beard

Notary Public in and for the state of Texas, residing in Dallas County



Extra charge for lost or duplicate affidavits.
 Legal document please do not destroy!

**NOTICE OF PUBLIC HEARING
CITY OF MODESTO**

FY 2021 – 2022 Consolidated Annual Performance and Evaluation Report

Notice is hereby given that a public hearing to consider the City of Modesto's Fiscal Year 2021-2022 Consolidated Annual Performance and Evaluation Report (CAPER) will be held by the City Council of the City of Modesto on September 27, 2022 at 4:00 p.m. in the Council Chambers, Basement Level, North Street Plaza, 1000 10th St., Modesto, California. Attendance and viewing access information can be found <https://www.ci.modesto.ca.us/7519/Item/Details/ItemDetails>.

The CAPER identifies the City of Modesto's accomplishments during Fiscal Year 2021-2022 using Community Development Block Grant (CDBG), Emergency Shelter Grant (ESG), Home Investment Partnership Program (CDBG) Loans and CDBG-IT for eligible interested persons will be given the opportunity to provide oral and written comments at the public hearing.

In accordance with Citizen Participation requirements, a public comment period will begin on August 22, 2022 and conclude on September 27, 2022. Citizen Participation documents are available online at <https://www.ci.modesto.ca.us/7519/Item/Details/ItemDetails>.

This CAPER will be presented at the following in-person and virtual public meetings dates, times, and topic information will be available on the meeting agendas or on the City of Modesto website at <https://www.ci.modesto.ca.us/7519/Item/Details/ItemDetails>.

- August 29, 2022 at 12:00 p.m. Citizens Hearing & Community Development Committee Meeting
 - In Person: 700 West 10th Street Suite 2001 Modesto, CA 95804
 - Virtual via Zoom: <https://www.ci.modesto.ca.us/7519/Item/Details/ItemDetails>
- September 13, 2022 at 2:00 p.m. Airport Neighborhood Collaborative
 - Virtual meeting: <https://www.ci.modesto.ca.us/7519/Item/Details/ItemDetails>
- September 14, 2022 at 6:30 p.m. Sheraton Modesto-Affaires
 - In-person location: 1819 10th Street, Board Chambers, Modesto, CA 95804
 - Go to the link for Agenda and attendance requirements: <https://www.ci.modesto.ca.us/7519/Item/Details/ItemDetails>
- September 15, 2022 at 2:30 p.m. Sheraton Community System of Care Sheraton
 - In-person location: Sheraton Veterans' Center, 3650 Coffee Road, Suite 16 Modesto, CA 95804 – Floor 174/115 Go to link for Agenda and attendance requirements <https://www.ci.modesto.ca.us/7519/Item/Details/ItemDetails>
- September 21, 2022 at 10:00 a.m. In Spanish and 8:00 p.m. In English West Modesto People of Action Council
 - In-person location: King Kennedy Memorial Center, 801 South Martin Luther King Drive, Modesto, CA 95804

Interested persons will be given the opportunity to provide oral and written comments during any of these meetings including the Public Hearing on September 27, 2022.

THIS MEETING WILL BE VIRTUALLY OPEN TO THE PUBLIC AND BY ZOOM VIDEO CONFERENCING AND TELEPHONE

You may also observe a live stream of the meeting at <https://www.ci.modesto.ca.us/7519/Item/Details/ItemDetails>. You may also participate in the meeting as indicated below.

PARTICIPATING IN CITY COUNCIL MEETINGS IN CONFORMANCE WITH GOVERNOR'S EXECUTIVE ORDER 04-03-03

The City of Modesto is providing alternatives to clear Council meetings and provide public services, if you wish to make either a general public comment or to comment on a specific agenda item, you may use one of the following options:

SUBMITTING COMMENTS BY EMAIL TO COUNCIL

Written comments may be submitted via email to public@ci.modesto.ca.us (include Agenda Item Number in the subject line). All comments will be shared with the Commissioners and placed in the record, but will not be read aloud during the meeting. Written comments must be received by 5:00 p.m. on the day of the meeting.

VIRTUAL PARTICIPATION BY ZOOM VIDEO CONFERENCING AND TELEPHONE
Joining the City Council meeting via Zoom

The City of Modesto is now offering the ability to clear and participate in Council meetings via telephonic access using the "Zoom" video conferencing computer technology. This meeting may be accessed through the use of Zoom using the following options:

- Enter the following link into an Internet Browser: <https://www.ci.modesto.ca.us/7519/Item/Details/ItemDetails>.
- Enter the following link into an Internet Browser: <https://www.ci.modesto.ca.us/7519/Item/Details/ItemDetails> and using the Webinar ID: 828 4827 0470, Password: 84328

All written comments must be submitted by September 27, 2022 at 4:00 PM. Please direct written comments to the City of Modesto, Attention: Jonathan Hill, Community Development Manager, Community Development Director at the address listed below:

In Person: 700 West 10th Street, Suite 2100, Modesto, CA 95804
Between the hours of 9:00 a.m. and 4:00 p.m.
Email: jhill@ci.modesto.ca.us
Phone: (209) 877-8271

A copy of all the documents will be available for review at the City of Modesto Community Development Director and at <https://www.ci.modesto.ca.us/7519/Item/Details/ItemDetails>.

ADA Access

In compliance with the Americans with Disabilities Act, if you need special assistance to participate in this meeting, please contact the Citizen Hearing & Community Development Meeting Secretary at 209/877-8271. Notification 45 days prior to the meeting will enable the City to make reasonable arrangements to ensure accessibility to this meeting. In accordance with the requirements of Title II of the Americans with Disabilities Act ("ADA") of 1990, the Fair Employment & Housing Act ("FEHA"), the Rehabilitation Act of 1973 (as amended), Executive Order 12813 and other applicable laws, the City of Modesto ("City") will not discriminate against individuals on the basis of disability in the City's services, programs, or activities. For more information, please visit the City of Modesto website at <https://www.ci.modesto.ca.us/7519/Item/Details/ItemDetails>.

Equal Housing Opportunities

The City of Modesto arranges and supports an affirmative marketing and support an affirmative advertising and marketing programs in which there are no barriers to obtaining housing because of race, color, religion, sex, handicap, familial status, or national origin.

Language Translation

If you require a translator, please contact the Community Development Director either by email or 209-877-8271, no later than two business days prior to the meeting to make the necessary arrangements.

Este documento puede traducirse de español bajo petición llamando al (209) 877-8271.



NOTIFICACIÓN DE ALBERGIA PÚBLICA

CUIDADO DE MODERNO

REPORTE COMPLETADO DE INFLUENCIA Y RENDIMIENTO ANUAL (CAPER) DEL AÑO FISCAL 2021-2022

Se da aviso por este medio que una audiencia pública para considerar el Reporte Consolidado de Rendimiento y Resultados Anual (CAPER) del año fiscal 2021-2022 será llevada a cabo por el Consejo de la Ciudad de Modesto el 27 de septiembre de 2022 a las 4:00 p.m. en el despacho de juntas públicas en el 1000 10º Street, Modesto, California. Se puede acceder información sobre asistencia y acceso a reuniones en: <https://www.ci.modesto.ca.us/7519/Item/Details/ItemDetails>.

El CAPER identifica los logros de la ciudad de Modesto durante el año fiscal 2021-2022 utilizando fondos de el Community Development Block Grant (CDBG), Emergency Shelter Grant (ESG), fondos de HOME Investment Partnership Program (CDBG) Loans y fondos de la ley CDBG. Las personas interesadas tendrán la oportunidad de proporcionar comentarios orales y/o escritos en la audiencia pública.

De acuerdo con los requisitos de Participación Ciudadana, el período de comentarios públicos comenzará el 22 de agosto de 2022 y concluirá el 27 de septiembre de 2022. Los documentos de participación electrónica están disponibles en línea en <https://www.ci.modesto.ca.us/7519/Item/Details/ItemDetails>.

Este CAPER se presentará en las siguientes fechas de reuniones públicas y virtuales, horarios y la información de cómo de asistir están disponibles en las agendas de las reuniones o en el sitio web de la Ciudad de Modesto en <https://www.ci.modesto.ca.us/7519/Item/Details/ItemDetails>.

- 29 de agosto de 2022 a las 12:00 p.m. Citizens Hearing & Community Development Director Committee
 - Lugar de reunión en persona: 700 West 10th Street, Suite 2001, Modesto, CA 95804
 - Reunión virtual: <https://www.ci.modesto.ca.us/7519/Item/Details/ItemDetails>
- 13 de septiembre de 2022 a las 2:00 p.m. Airport Neighborhood Collaborative

Heather Jones

From: Community Development <listserv@civicplus.com>
Sent: Monday, August 22, 2022 6:25 PM
To: Heather Jones
Subject: News Flash Fiscal Year 2021-2022 Consolidated Annual Performance and Evaluation Report(CAPER)

External Email: Please use caution when clicking links and/or opening attachments.

[View this in your browser](#)

* * * * *

August 22, 2022

Fiscal Year 2021-2022 Consolidated Annual Performance and Evaluation Report(CAPER)

City of Modesto's Fiscal Year 2021-2022 Consolidated Annual Performance and Evaluation Report (CAPER) is now available for public review and comment.... [Read on](#)

* * * * *

This complimentary message is being sent to opt-in subscribers who might be interested in its content. If you do not wish to continue receiving these messages, please accept our apologies, and unsubscribe by visiting our website at: <http://www.modestogov.com/list.aspx>

Please note, we will not sell or give your e-mail address to any organization without your explicit permission.

You are receiving this message because you are subscribed to Community Development on www.modestogov.com. To unsubscribe, click the following link:
[Unsubscribe](#)

COVID - 19 UPDATES

City Facilities Open to the Public
City of Modesto's Response to COVID-19



GOVERNMENT

COMMUNITY

BUSINESS

EXPERIENCE MODESTO

HOW DO I...

What's Happening

Stay up-to-date and connected with the latest news, city events, and social media.

- City Attorney's Office
- City Clerk's Office
- City Council Minutes & Agendas
- City Manager's Office
- Community & Economic Development
- Finance Department
- Fire Department
- Human Resources
- Information Technology
- Parks, Recreation & Neighborhoods
- Police Department
- Public Works Department
- Utilities

Home > News Flash

News Flash Home

The original item was published from 8/22/2022 6:24:26 PM to 9/28/2022 12:00:04 AM.

Community Development

Posted on: August 22, 2022

[ARCHIVED] Fiscal Year 2021-2022 Consolidated Annual Performance and Evaluation Report(CAPER)

Background

The CAPER identifies the City of Modesto's accomplishments during Fiscal Year 2021-2022 using Community Development Block Grant (CDBG), Emergency Solutions Grant (ESG), HOME Investment Partnership Program (HOME) funds and CARES Act funds Interested persons will be given the opportunity to provide oral and/or written comments at the public hearing.

Upcoming Virtual Public Meetings

This CAPER will be presented at the following virtual public meetings dates, times, and login information will be available on the meeting agendas.

- August 25, 2022 at 12:00 p.m. [Citizens Housing & Community Development Division Committee Meeting In Person](#) 1010 10th Street, Suite 2001 or [Virtual via Zoom](#)
- September 12, 2022 at 3:00 p.m. Airport Neighborhood Collaborative [Virtual via Zoom](#)
- September 14, 2022 at 5:30 p.m. Stanislaus Homeless Alliance
- September 15, 2022 at 2:30 p.m. [Stanislaus Community System of Care](#)
- September 21, 2022 at 10:00 a.m. in Spanish and 6:00 p.m. in English. West Modesto People of Action Council
- September 27, 2022 at 5:00 p.m. City Council [Zoom Link](#)

In compliance with Citizen Participation requirements, a public comment period will begin on August 22, 2022 and conclude on September 27, 2022.

Interested persons will be given the opportunity to provide oral and/or written comments during any of these meetings including the Public Hearing on September 27, 2022. All written comments must be submitted by September 27, 2022 at 4:30 PM. Please direct written comments to the City of Modesto, Attention: Jessica Hill, Community Development Manager, Community Development Division at the address listed below:

- [Fiscal Year 2021-2022 CAPER - Draft](#)
- [Online Public Comment Form](#)
- In Person: In Person: 1010 Tenth Street, Suite 2100, Modesto, CA 95354
- In writing: 1010 Tenth Street, Suite 3100, Modesto, CA 95354

[Additional Info...](#)



Search

All categories

Tools

- RSS
- Notify Me

Categories

- All Categories
- Homepage
- Featured News
- City Press Releases
- Public Safety News
- Parks, Recreation & Neighborhoods News
- Recycling News
- Volunteer Opportunity Announcements

Heather Jones

From: Community System of Care Council <csoc@stancounty.com>
Sent: Tuesday, August 23, 2022 8:04 AM
To: Heather Jones
Subject: Consolidated Annual Performance and Evaluation Report FY 2021-2022

External Email: Please use caution when clicking links and/or opening attachments.

[View this email in your browser](#)



August 23, 2022

Good morning,

Fiscal Year 2021-2022 Consolidated Annual Performance and Evaluation Report(CAPER)

Background

The CAPER identifies the City of Modesto's accomplishments during Fiscal Year 2021-2022 using Community Development Block Grant (CDBG), Emergency Solutions Grant (ESG), HOME Investment Partnership Program (HOME) funds and CARES Act funds Interested persons will be given the opportunity to provide oral and/or written comments at the public hearing.

Upcoming Virtual Public Meetings

This CAPER will be presented at the following virtual public meetings dates, times, and login information will be available on the meeting agendas.

- August 25, 2022 at 12:00 p.m. [Citizens Housing & Community Development Division Committee Meeting](#) In Person 1010 10th Street, Suite 2001 or [Virtual via Zoom](#)
- September 12, 2022 at 3:00 p.m. Airport Neighborhood Collaborative [Virtual via Zoom](#)
- September 14, 2022 at 5:30 p.m. Stanislaus Homeless Alliance
- September 15, 2022 at 2:30 p.m. [Stanislaus Community System of Care](#)

- September 21, 2022 at 10:00 a.m. in Spanish and 6:00 p.m. in English. West Modesto People of Action Council
- September 27, 2022 at 5:00 p.m. City Council [Zoom Link](#)

In compliance with Citizen Participation requirements, a public comment period will begin on August 22, 2022 and conclude on September 27, 2022.

Interested persons will be given the opportunity to provide oral and/or written comments during any of these meetings including the Public Hearing on September 27, 2022. All written comments must be submitted by September 27, 2022 at 4:30 PM. Please direct written comments to the City of Modesto, Attention: Jessica Hill, Community Development Manager, Community Development Division at the address listed below:

- [Fiscal Year 2021-2022 CAPER - Draft](#)
- [Online Public Comment Form](#)
- In Person: In Person: 1010 Tenth Street, Suite 2100, Modesto, CA 95354
- In writing: 1010 Tenth Street, Suite 3100, Modesto, CA 95354

[Additional Info...](#)

*Copyright © *|2019|* *|CSOC|*, All rights reserved.*

You are receiving this email because you subscribed to receive email updates from the Stanislaus Community System of Care.

Our mailing address is:

Stanislaus County Community System of Care
251 E. Hackett Road
Modesto, CA 95358

[Add us to your address book](#)

Want to change how you receive these emails?

You can [update your preferences](#) or [unsubscribe from this list](#).



Resolution 2022-404

**MODESTO CITY COUNCIL
RESOLUTION NO. 2022-404**

RESOLUTION APPROVING THE CITY OF MODESTO'S CONSOLIDATED ANNUAL PERFORMANCE EVALUATION REPORT FOR PROGRAM YEAR 2021-2022 AND AUTHORIZING THE CITY MANAGER, OR HIS DESIGNEE, TO SIGN THE REQUIRED DOCUMENTS FOR SUBMITTAL TO THE U.S. DEPARTMENT OF HOUSING AND URBAN DEVELOPMENT

WHEREAS, each year, the City receives Community Development Block Grant (CDBG), HOME Investment Partnerships (HOME), and Emergency Solutions Grant (ESG) funding from the U.S. Department of Housing and Urban Development (HUD), and

WHEREAS, the objective of the CDBG Program is to develop viable urban through decent housing and a suitable living environment, and by expanding economic opportunities, principally for low- and moderate-income persons by supporting activities such as public facilities improvements, social services, affordable housing, fair housing, economic development and addressing homelessness, and

WHEREAS, the HOME program supports a wide range of activities including building, buying, and/or rehabilitating affordable housing for rent or homeownership or providing direct rental assistance to low-income people, and

WHEREAS, the ESG program provides funding for a variety of services including but not limited to engaging homeless individuals and families, emergency shelters, homeless prevention, and rapid rehousing activities, and

WHEREAS, to be eligible for funding awards, HUD requires the City to develop and adopt a Consolidated Plan every five years that analyzes the City's housing and community development needs, with priority on serving low- and moderate-income individuals, households, and neighborhoods (as defined by HUD), and establishes a 5-

year strategy outlining how the City will utilize CDBG, HOME and ESG funding for meeting the needs identified, and

WHEREAS, as a component of the five-year Consolidated Plan, the City must annually prepare and adopt an Annual Action Plan outlining the projects to be carried out for each particular Program Year within the five-year period, and

WHEREAS, at the conclusion of each program year, the City is required to prepare a Consolidated Annual Performance Evaluation Report (CAPER) detailing how the City spent its CDBG, HOME, and ESG funds during a particular program year, the progress of each project identified in the Annual Action Plan, and how the projects aligned with both the Annual Action Plan and Consolidated Plan, and

WHEREAS, the CAPER must be submitted to HUD no later than 90 days after the completion of the Program Year, therefore the CAPER is due to HUD no later than September 28, 2022, and

WHEREAS, a notice informing the public of the availability of the Program Year 2021-2022 CAPER, and the start of the public comment period, was published in the Modesto Bee August 22, 2022, and

WHEREAS, the public review comment period will close on September 27, 2022, and

WHEREAS, the Citizens' Housing and Community Development Committee (CH&CDC) considered the proposed CAPER on August 25, 2022, and recommended forwarding it to the City Council for approval, and

WHEREAS, a duly noticed public hearing was held by the City Council on September 27, 2022 at 5:30 p.m., in the Tenth Street Place Chambers, located at 1010

Tenth Street, and

WHEREAS, any comments received during the public review period or during the City Council meeting will be incorporated into the final CAPER.

NOW, THEREFORE, BE IT RESOLVED by the Council of the City of Modesto that it hereby approves the 2021-2022 Consolidated Annual Performance Evaluation Report for submittal to HUD.

BE IT FURTHER RESOLVED that the City Manager, or his designee, is hereby authorized to sign any required certifications and documents for submittal to the U.S. Department of Housing and Urban Development.

THIS IS TO CERTIFY THAT THIS
IS A TRUE COPY OF THE DOCUMENT ON
FILE WITH THIS OFFICE

DATE 09/27/2022

SIGNATURE

CITY CLERK


CITY OF MODESTO, CA

The foregoing resolution was introduced at a regular meeting of the Council of the City of Modesto held on the 27th day of September, 2022, by Councilmember Madrigal, who moved its adoption, which motion being duly seconded by Vice Mayor Wright, was upon roll call carried and the resolution adopted by the following vote:

AYES: Councilmembers: Escutia-Braaton, Kenoyer, Madrigal, Ricci, Wright, Mayor Zwahlen

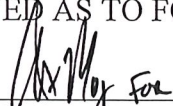
NOES: Councilmembers: None

ABSENT: Councilmembers: None

ATTEST: 
for DIANE NAYARES-PEREZ, CMC,
City Clerk


(SEAL)

APPROVED AS TO FORM:

BY: 
JOSE M. SANCHEZ, City Attorney

THIS IS TO CERTIFY THAT THIS
IS A TRUE COPY OF THE DOCUMENT ON
FILE WITH THIS OFFICE.

DATE 9/28/2022



SIGNATURE
for CITY CLERK
CITY OF MODESTO, CA