



AUGUST 2022

CITY MANAGER'S UPDATE



Monthly Report
to the City of Modesto
City Council & Community

City Managers Monthly Update



Table of Contents

Finance | Grant Applications & Awards....3

Police Department....4

Community & Economic Development | Measure L Projects....12

Parks Recreation & Neighborhoods.....14

Public Works | SB 1.....16

Utilities.....17

Design Phase.....24

Council and Community:

I'm pleased to report on progress made as part of the City's Capital Improvement Program.

Monthly Financials are not provided this month. The figures for the month of August will not be published until the publication of the City Manager's Update for the month of September. At that time, we will be able to provide a more complete picture as well as a comparison of the months of July, August, and September in terms of revenue and expense increases and decreases.

Here's a snapshot of accomplishments for the month of August.

Starting on page 3, the **Finance** department reports on grant applications and awards followed by the **Police** department's reports on crime and arrests, including a year-to-date comparison.

Community & Economic Development continues to make progress on the Virginia Corridor Trail and all slurry seal has been completed for the Pelandale Neighborhood Pavement Project. See addition details on page 12.

Parks, Recreation & Neighborhoods (PRN) announces the completion of the pickleball courts at Graceada Park thanks to over 2,000 volunteer hours! And work continues at the Senior Playground at Ralston Tower Park. See pages 14 and 15.

In the month of August, **Public Works**, completed 24.47 miles of slurry seal for the 2021/2022 Slurry/Crack Seal SB 1 annual program. Additional information about this project can be found on page 16.

The **Utilities Department** is working on several projects including Grayson Well 69, the Transit Center where light installation and painting is taking place, and the Wastewater building which should be wrapped up by the end of September. More on page 17.

I look forward to presenting on the progress of these and many other projects when I report out from the month of September. Please feel free to share with your constituents.

A handwritten signature in blue ink that reads "Joseph P. Lopez". The signature is fluid and cursive, with a long horizontal stroke at the end.

Joseph P. Lopez
City Manager

Grant Applications and Awards

July/August 2022

Applications

Grant Title	Month	Awarding Agency	City Department/ Division	Grant Application Amount	Grant Application Local Match Amount	Local Match Source
Proposition 1 Groundwater Grant Program Round 3	Jul-22	State Water Resources Board	Utilities	\$ 23,000,000	\$ 2,530,000	Water Fund
Household Hazardous Waste Grants	Jul-22	State of California CalRecycle	Public Works	TBD	0	N/A
				\$ 23,000,000	\$ 2,530,000	

Awards

Grant Title	Month	Awarding Agency	City Department/ Division	Grant Award Amount	Grant Award Local Match Amount	Local Match Source
California Violence Intervention and Prevention (CalVIP) Grant	Jul-22	Board of State and Community Corrections	Police	\$ 2,215,217	\$ 2,215,217	In Kind contributions from City and external subcontractors
				\$ 2,215,217	\$ 2,215,217	

Modesto Police Department

Incident Arrest and Crime Statistics

August 2022

ARRESTS AND CITATIONS*

MONTH	2020	2021	2022
JANUARY	2170	1523	738
FEBRUARY	2102	1578	921
MARCH	1496	1492	988
APRIL	2367	1489	853
MAY	2882	1549	1021
JUNE	1661	1555	1079
JULY	2139	1603	1136
AUGUST	2402	1380	892
TOTAL	17219	12169	7628

Year to Date Comparison 2020 to 2021

Crime Type	Over/Under	% Change
Major Crime	-395	-11%
Auto Theft	-149	-27%
Commercial	32	22%
Larceny	-156	-6%
Residential	-23	-11%
Robbery	20	12%

MAJOR CRIMES

MONTH	2020	2021	2022
JANUARY	520	455	407
FEBRUARY	440	421	336
MARCH	555	441	386
APRIL	503	369	360
MAY	479	389	359
JUNE	403	386	380
JULY	332	383	330
AUGUST	328	420	355
TOTAL	3560	3264	2913

AUTO THEFT

MONTH	2020	2021	2022
JANUARY	106	105	70
FEBRUARY	84	82	59
MARCH	143	94	47
APRIL	105	62	58
MAY	97	76	69
JUNE	89	70	59
JULY	84	78	56
AUGUST	68	77	53
TOTAL	776	644	471

COMMERCIAL BURGLARY

MONTH	2020	2021	2022
JANUARY	51	33	44
FEBRUARY	32	32	20
MARCH	39	21	20
APRIL	43	13	23
MAY	19	17	23
JUNE	17	13	31
JULY	21	18	18
AUGUST	13	20	24
TOTAL	235	167	203

VEHICLE LARCENY

MONTH	2020	2021	2022
JANUARY	165	147	138
FEBRUARY	170	138	133
MARCH	198	159	154
APRIL	176	132	120
MAY	163	108	111
JUNE	101	120	119
JULY	61	98	79
AUGUST	83	145	128
TOTAL	1117	1047	982

RESIDENTIAL BURGLARY

MONTH	2020	2021	2022
JANUARY	70	32	25
FEBRUARY	35	34	20
MARCH	46	31	17
APRIL	40	19	29
MAY	31	23	22
JUNE	24	21	24
JULY	22	20	20
AUGUST	18	18	19
TOTAL	286	198	176

ROBBERIES

MONTH	2020	2021	2022
JANUARY	23	25	28
FEBRUARY	22	23	21
MARCH	14	21	29
APRIL	28	19	35
MAY	37	21	24
JUNE	21	23	19
JULY	19	23	19
AUGUST	17	22	24
TOTAL	181	177	199

* Due to transitioning to the National Incident-Based Reporting System (NIBRS), some traffic offenses and warrant arrests are not captured in 2022.



Modesto Police Department 3 Year Crime Trend Comparison: 2022 Year to Date

The following charts compare the number of incidents reported to the Modesto Police Department for August 2022 year to date to the 3-year average of 2020-2022. Year-to-year comparisons can result in drastic spikes, which are moderated when periods are averaged. This type of comparison results in a more accurate picture of crime trends and how the City of Modesto is doing this year.

Note: Some categories have a Key Performance Indicator (KPI) line that represents the current reduction goal from the previous year's total. This comparison does not consider the impact any changes in the law may have had.

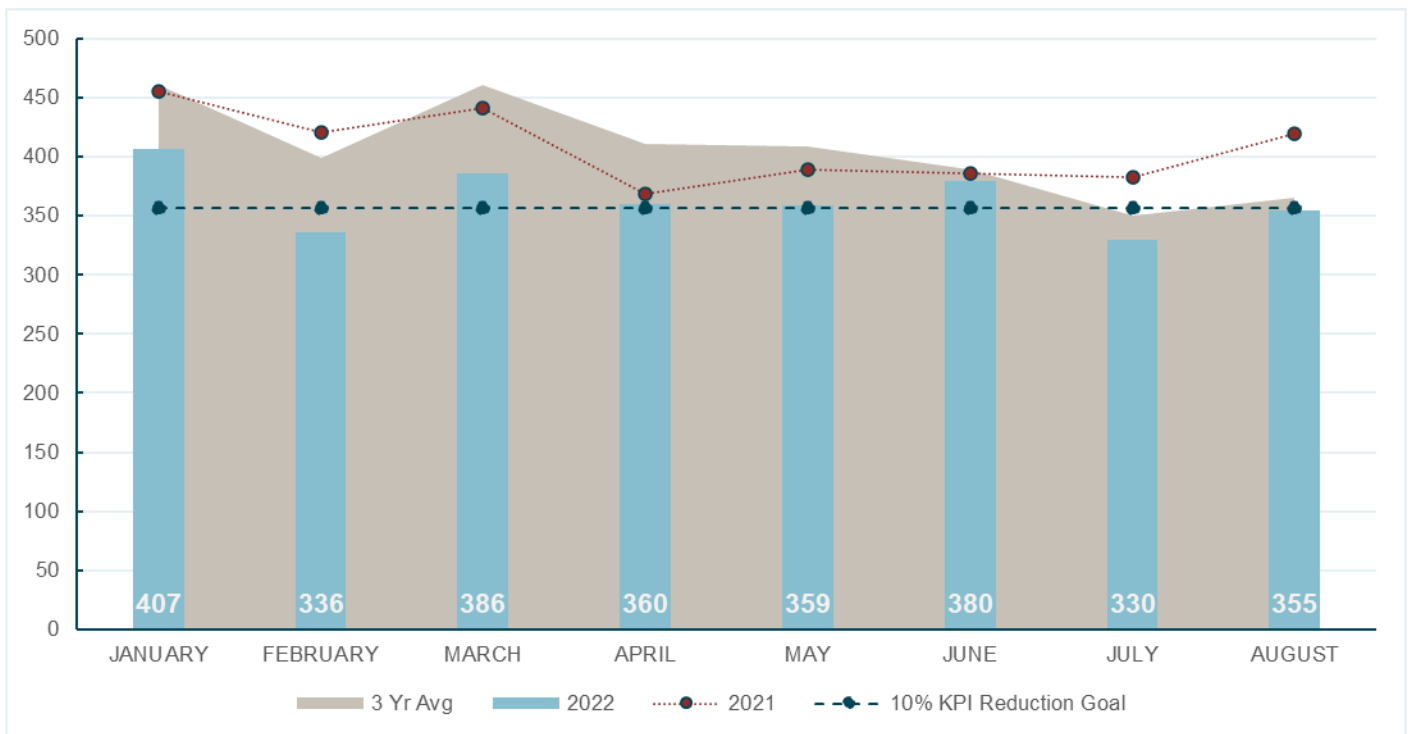
Major Crimes

2021 to 2022 Comparison

2021	3,264
2022	2,913
Over/Under	-351
% Change	-11%

KPI Comparison (KPI/2022)

Monthly Goal	357 Per Month
Monthly Average	364
Monthly Goal Total	2,856
2022 Total	2,913
Over/Under KPI Goal	+57
% Over/Under	+2%



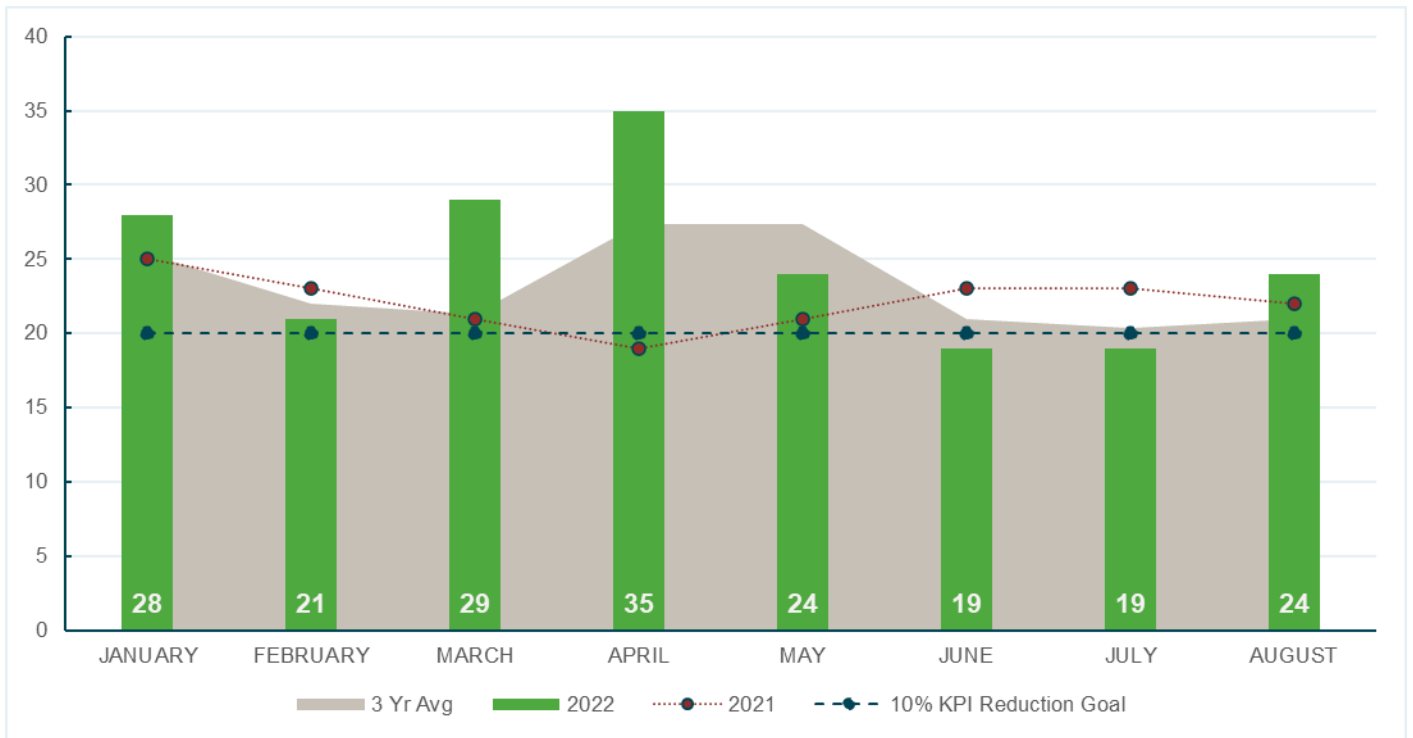
Robberies

2021 to 2022 Comparison

2021	177
2022	199
Over/Under	+22
% Change	+12%

KPI Comparison (KPI/2022)

Monthly Goal	25 Per Month
Monthly Average	25
Monthly Goal Total	160
2022 Total	199
Over/Under KPI Goal	+39
% Over/Under	+24%



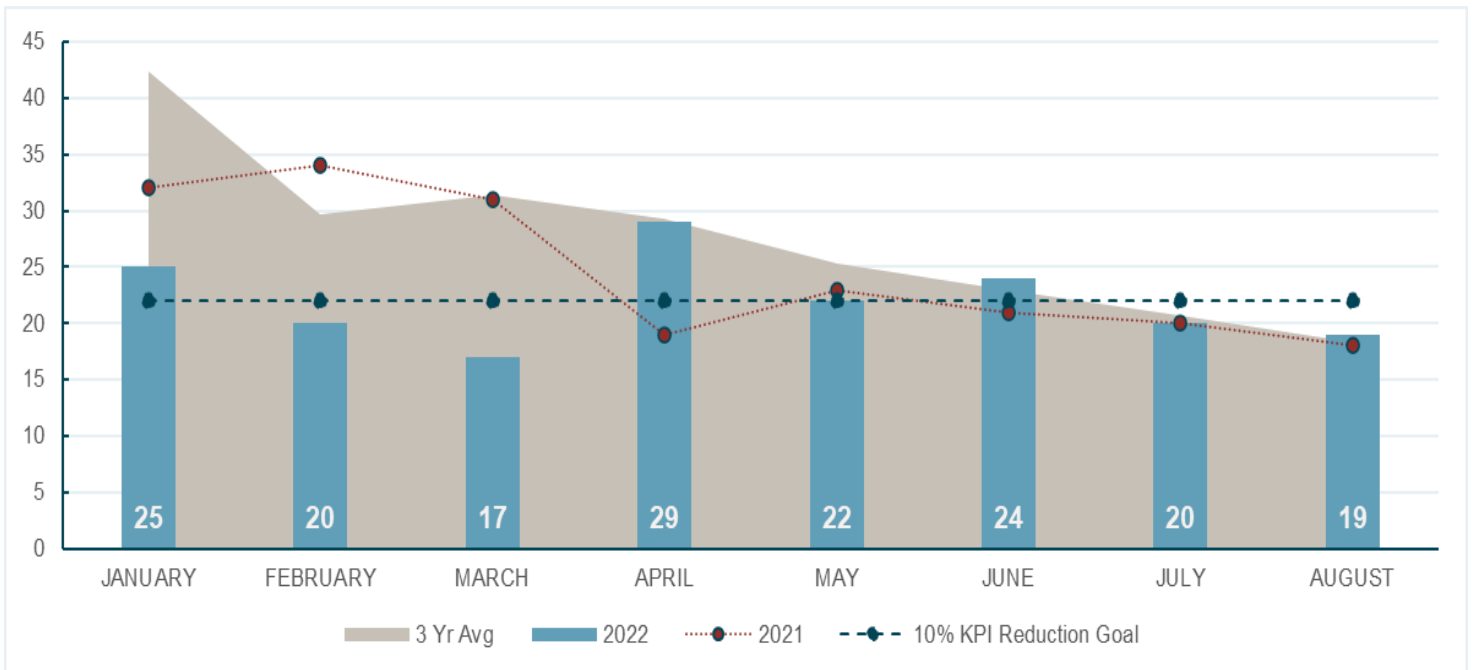
Residential Burglary

2021 to 2022 Comparison

2021	198
2022	176
Over/Under	-22
% Change	-11%

KPI Comparison (KPI/2022)

Monthly Goal	22 Per Month
Monthly Average	22
Monthly Goal Total	176
2022 Total	176
Over/Under KPI Goal	0
% Over/Under	0%



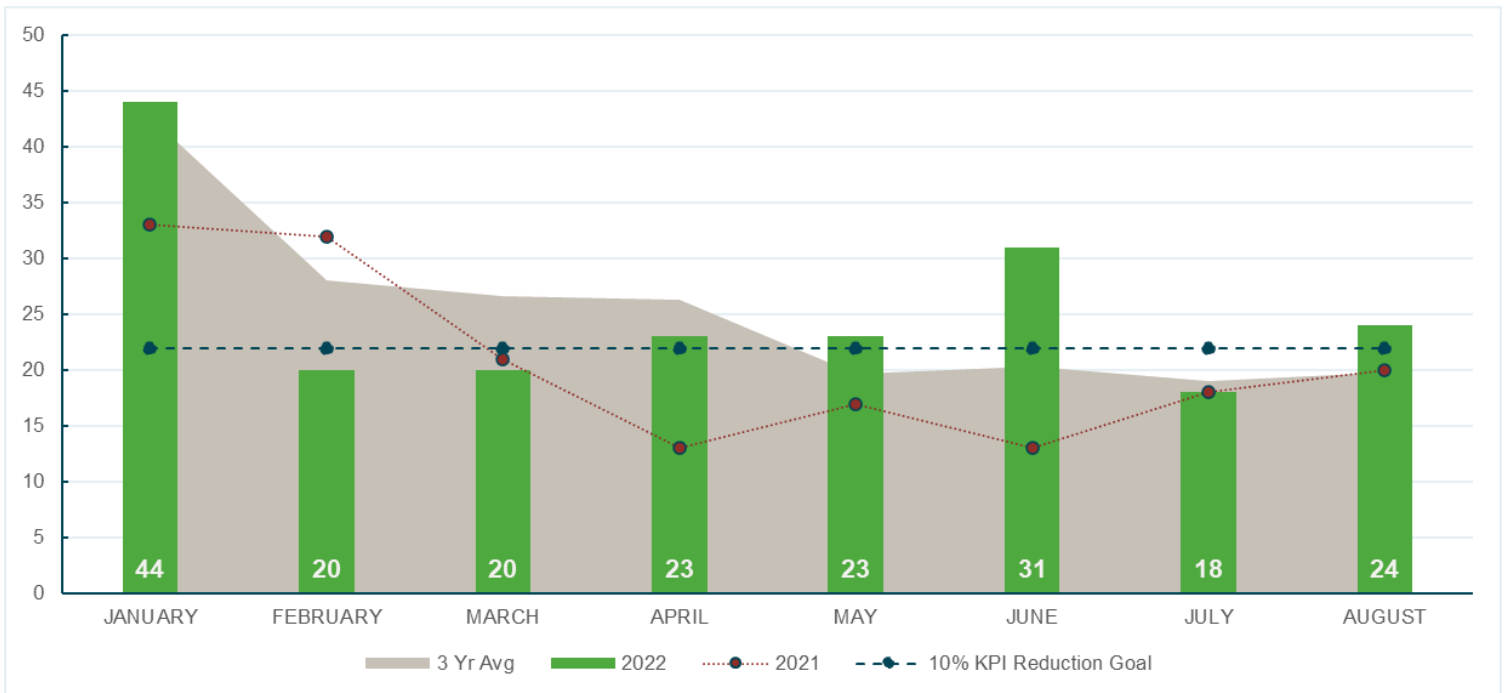
Commercial Burglary

2021 to 2022 Comparison

2021	167
2022	203
Over/Under	+36
% Change	+22%

KPI Comparison (KPI/2022)

Monthly Goal	22 Per Month
Monthly Average	25
Monthly Goal Total	176
2022 Total	203
Over/Under KPI Goal	+27
% Over/Under	+15%



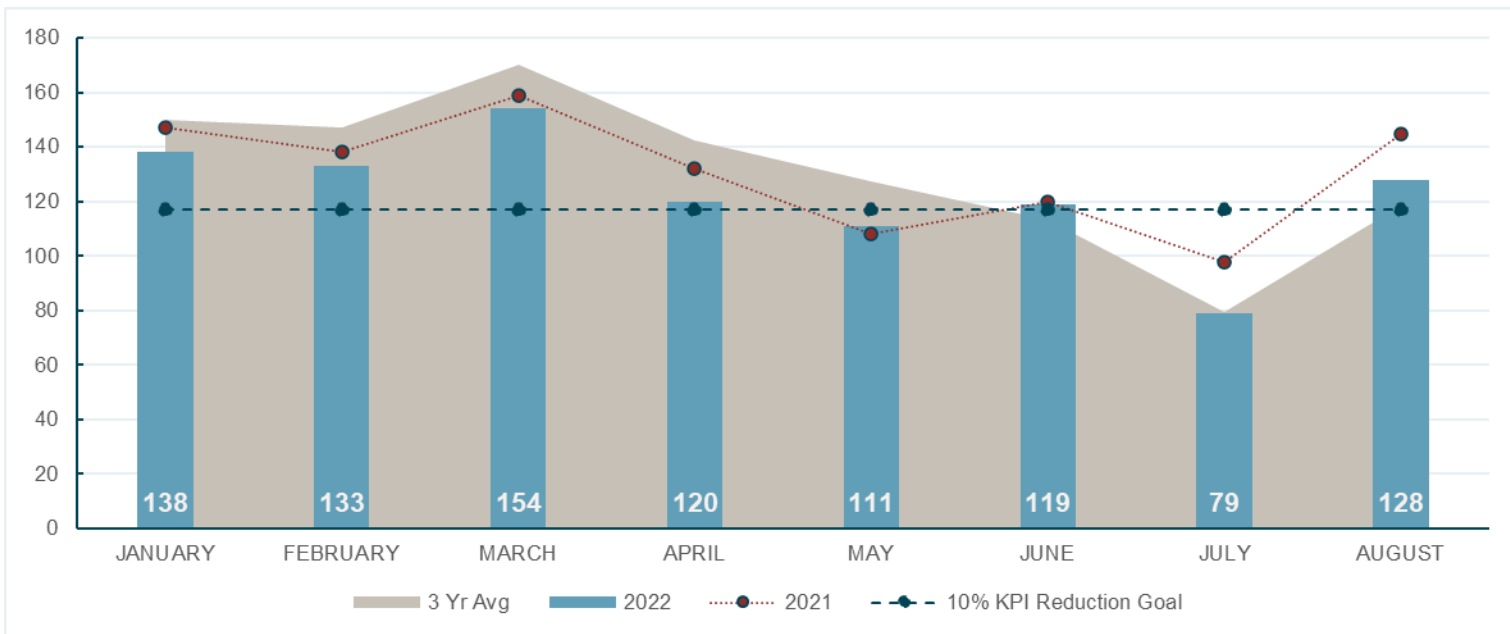
Vehicle Larceny

2021 to 2022 Comparison

2021	1047
2022	982
Over/Under	-65
% Change	-6%

KPI Comparison (KPI/2022)

Monthly Goal	117 Per Month
Monthly Average	123
Monthly Goal Total	936
2022 Total	982
Over/Under KPI Goal	+46
% Over/Under	+5%



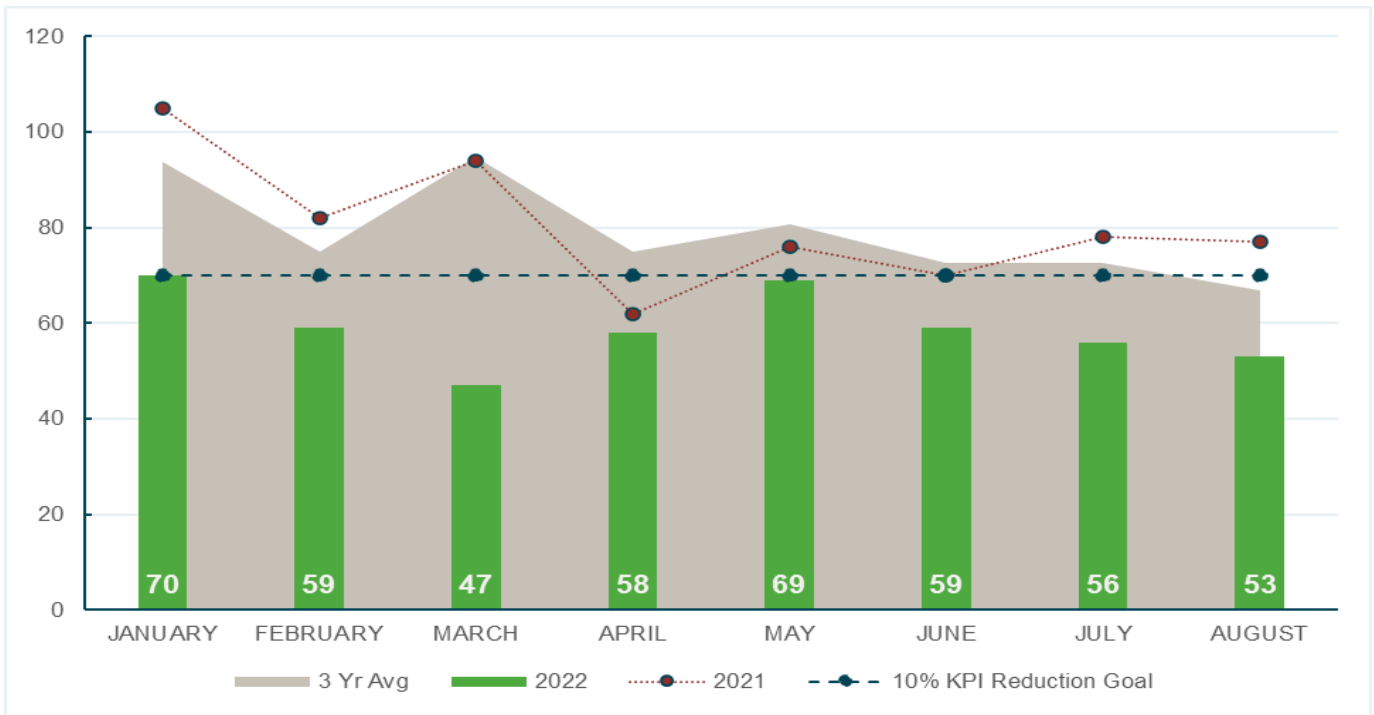
Auto Theft

2021 to 2022 Comparison

2021	644
2022	471
Over/Under	-173
% Change	-27%

KPI Comparison (KPI/2022)

Monthly Goal	70 Per Month
Monthly Average	59
Monthly Goal Total	560
2022 Total	471
Over/Under KPI Goal	-89
% Over/Under	-16%



Quality of Life (CAD/P911 Only)

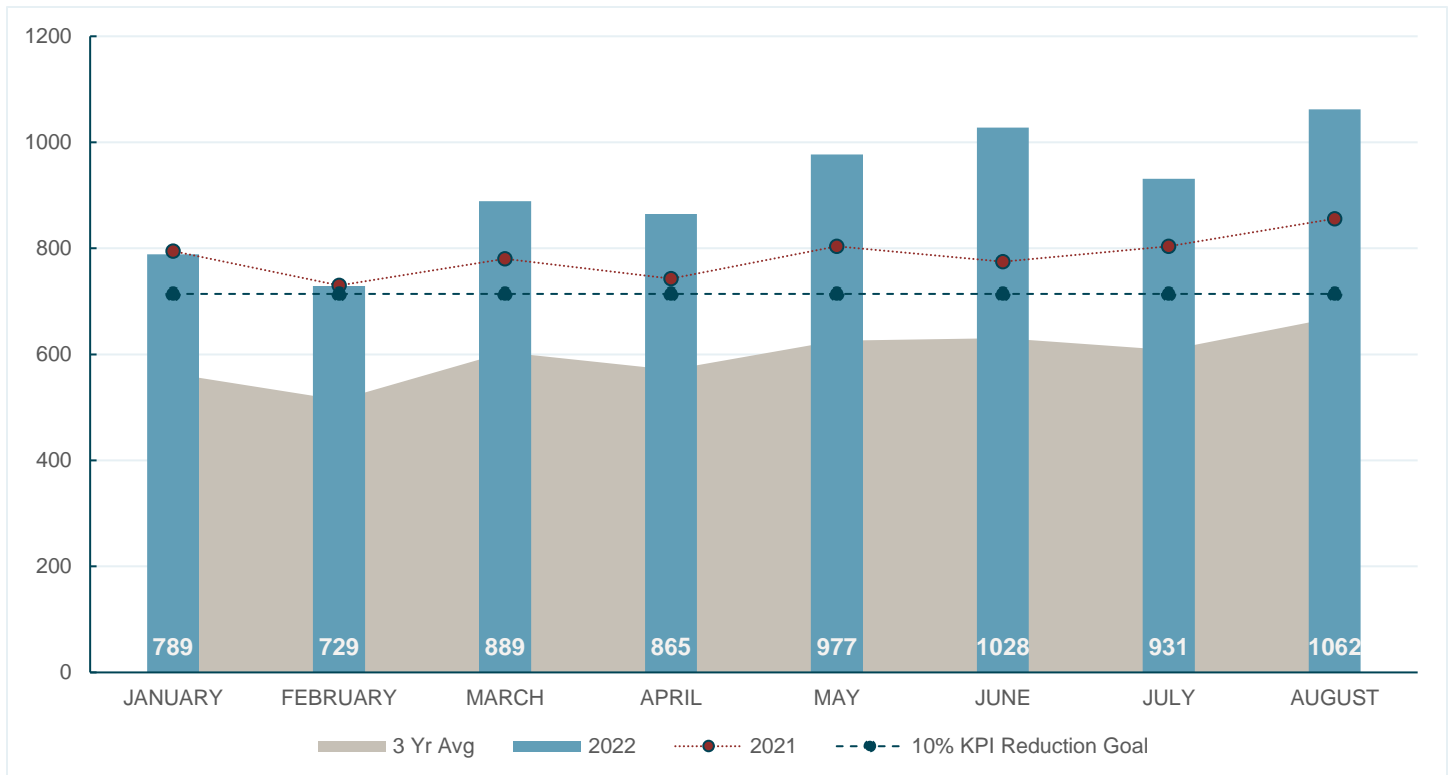
The following chart represents quality of life Calls For Service (CFS) initiated by citizens for the City of Modesto. These statistics are generated using Geoshield.

2021 to 2022 Comparison

2021	6,287
2022	7,270
Over/Under	+983
% Change	+16%

KPI Comparison (KPI/2022)

Monthly Goal	714 Per Month
Monthly Average	909
Monthly Goal Total	5,712
2022 Total	7,270
Over/Under KPI Goal	+1558
% Over/Under	+27%



Measure L Projects

Virginia Corridor Trail & Pelandale Neighborhood Pavement Maintenance (Project Codes 101247 & 101249)

Expenses for 101247	
Project Budget	884,063
Encumbered	664,243
Expended	219
Available	171,495
Revenues for 101247	
City Funds	0
Federal Funds	0
State Funds	0
Measure L Funds	884,063
Total	884,063
Received	0

Expenses for 101249	
Project Budget	1,871,250
Encumbered	870,634
Expended	655,863
Available	344,753
Revenues for 101249	
City Funds	0
Federal Funds	0
State Funds	0
Measure L Funds	1,871,250
Total	1,871,250
Received	0

Estimated Completion Date: December 2022

Phase: Construction

Overall Project Details:

Work includes pavement maintenance in two areas: The area bound by Dale Road, Bangs Avenue, Tully Road, and Snyder Avenue (12.6 center line miles) and the Virginia Corridor Trail from College to Bowen (2 center line miles). Anticipated improvements include slurry seal surface treatment, restriping, and construction of new Americans with Disabilities Act (“ADA”) of 1990 compliant ramps in multiple locations. This will include signage and striping for a Class III bikeway on Snyder Avenue, and new pedestrian crossing with signage to be constructed at Stoddard Road and Orangeburg Avenue.

Latest Project Status: Demolition limits have been staked and construction should begin at the Virginia Corridor Trail in October. For Pelandale, all slurry seal work has been completed and the contractor is striping Snyder Ave and the surrounding neighborhood.



State Route 132 (SR-132) West Expressway (Project Code 101119)

Expenses	
Project Budget	125,482,720
Encumbered	951,293
Expended	103,843,906
Available	20,687,521

Revenues	
City Funds	
Federal Funds	9,870,886
State Funds	83,811,834
Measure L Funds	31,800,000
Total	125,482,720
Received	125,482,720



Estimated Completion Date: July 2022

Phase: Construction

Overall Project Details:

This project includes construction of an access-controlled, 2-lane expressway along a new alignment south of Kansas Avenue starting from the east side of State Route 99 (SR-99) at the base of the Needham Street Bridge west to Dakota Avenue and along Dakota Avenue to the existing SR-132/Maze Boulevard.

Latest Project Status:

This project is 94% completed. In the month of August, permanent erosion control installation and plant establishment continued, as well as roadway section construction for southbound 99/eastbound couplet, northbound 99/westbound couplet, Needham Street and Kansas Avenue Extension and installation of the pump station electrical and site improvements.

Parks, Recreation & Neighborhoods

Pickleball Courts in Graceada Park (Project Code 101376)

Expenses		
Project Budget		22,000
Encumbered		19,711
Expended		0
Available		2,289

Revenues		
City Funds		17,000
Federal Funds		0
State Funds		0
Other Funds		5,000
Total		22,000
Received		5,000



Before

Estimated Completion Date: August 2022

Phase: *Construction Completed!*

Overall Project Details:

In partnership with the Central Valley Pickleball Club and the College Area Neighborhood Alliance (CANA), staff coordinated the renovation of four tennis courts at Graceada Park to transition the use of the courts to pickleball. The renovation of these courts will result in ten pickleball courts.

Latest Project Status:

The project was completed with over 2,000 volunteer hours from the Central Valley Pickleball Club and CANA.



After



After

Senior Playground at Ralston Tower Park (Project Code 100866)

Expenses	
Project Budget	1,255,000
Encumbered	513,207
Expended	632,393
Available	109,400

Revenues	
City Funds	0
Federal Funds	705,000
State Funds	550,000
Other Funds	0
Total	1,255,000
Received	403,433



Estimated Completion Date: Fall 2022

Phase: Construction

Overall Project Details:

The project consists of the complete renovation of Ralston Tower Park, focusing on a senior oriented park design due to its adjacency to senior housing. The project will include senior exercise equipment/playground, walking paths, game tables, open plaza, drinking fountain, beanbag toss, horseshoe pits, sidewalks, security lighting, landscaping, irrigation, and other site amenities.

Latest Project Status:

Construction is progressing well. In August, the contractor completed the installation of both the concrete pavers for the walking path and the installation of the fitness equipment.



SB 1 Project

2021/2022 Slurry/Crack Seal Work

Expenses	
Project Budget	2,171,854
Encumbered	0
Expended	1,670,560
Available	501,294

Revenues	
City Funds	0
Federal Funds	2,171,854
State Funds	0
Other Funds	0
Total	2,171,854
Received	4,811,776 ¹



Estimated Completion Date: October 2022

Phase: 7th Season of Annual Program

Overall Project Details:

The purpose of this program is to maintain and preserve the streets for the City of Modesto by applying Type II slurry made of emulsion oil and aggregate. SB1 funding provides an average of 95 lane miles of residential street preservation each season.

Latest Project Status:

Continuing through August 2022, the Streets Division has completed another 24.47 lane miles of slurry seal application. A total of 90.35 lane miles has been completed for the 2022 calendar year.



Melrose Avenue Before



Melrose Avenue After

¹ Total Road Maintenance and Rehabilitation Account for all projects

Utilities

Grayson Well 69 (Replacing Well 274) (Project Code 101080)

Expenses	
Project Budget	3,872,828
Encumbered	2,925,646
Expended	234,302
Available	642,880

Revenues	
City Funds	3,872,828
Federal Funds	0
State Funds	0
Other Funds	0
Total	0
Received	0



Estimated Completion Date: July 2023

Phase: Pre-Construction

Overall Project Details:

This project will provide funding for the construction of the surface improvements for the former Well 274. The project is intended to limit the amount of treatment and restore the well to its optimum capacity in the town of Grayson. The project will provide engineering services during construction and construction of above ground improvements for the well only. Work will include the construction of above well appurtenances, well house, piping, electrical work and infrastructure for a future tank and booster pump.

Latest Project Status:

A video inspection was performed on Well 69 on June 27, 2022. Well swab removal and cleaning are tentatively scheduled for September 19, 2022. Construction will begin soon after the well has been inspected. Project mobilization is not anticipated to take place until September/October 2022.

River Trunk Realignment – Gravity System (Project Code 101290)

Expenses	
Project Budget	27,162,749
Encumbered	20,287,196
Expended	2,216,442
Available	4,659,111

Revenues	
City Funds	27,162,749
Federal Funds	0
State Funds	0
Other Funds	0
Total	0
Received	0



Delivery and staging of couplings at Sutter plant

Estimated Completion Date: Summer 2023

Phase: Construction

Overall Project Details:

The project was created to address the flow capacity deficiencies and aging infrastructure for the river Trunk. The gravity system is phase two of the three phase realignment project. It consists of over 9,000 linear feet of large diameter gravity sewer pipe, and adjacent water main rehabilitation on Colorado Avenue.

Latest Project Status:

Regarding the alignment on Garden Avenue and Colorado Avenue, the installation of temporary fencing at the Muni Golf Course has been completed. Also, 30-inch, 42-inch, and 48-inch FRPMP couplings have been delivered to the Muni golf course and the Sutter Water Waste Treatment Plant. In the staging area, the stored PVC C900 line was protected with a tarp to prevent sun damage.



Staging of couplings at Muni Golf Course



Field meeting with AT&T to coordinate temporary reroute of utilities

River Trunk Realignment – Shackelford (Project Code 101291)

Expenses	
Project Budget	14,593,613
Encumbered	2,578,663
Expended	111,039
Available	11,903,911

Revenues	
City Funds	14,593,613
Federal Funds	0
State Funds	0
Other Funds	0
Total	0
Received	0



Estimated Completion Date: Winter 2023

Phase: Construction

Overall Project Details:

The River Trunk Realignment Shackelford Pump Station Project will redirect flow from the existing river trunk line to the new river trunk line that is going to be installed along Colorado Avenue as a part of the Gravity System project which is currently under construction. The project will also incorporate a gravity line from Neece Drive to the new river trunk and plug the line that goes into the existing river trunk line. The wastewater from the Dryden Golf Course clubhouse will also be brought into the new river trunk line under this project.

Latest Project Status:

Modesto Irrigation District (MID) power has been installed and water and sewer connections have been completed at the office trailer. The contractor has delivered and stored materials at the staging area.



Tanks 5 & 12 Recoat & Repairs Project (Project Code 101334)

Expenses	
Project Budget	5,804,000
Encumbered	46,510
Expended	1,884,818
Available	3,872,672

Revenues	
City Funds	5,804,000
Federal Funds	0
State Funds	0
Other Funds	0
Total	0
Received	0

Estimated Completion Date: August 2022

Phase: Construction

Overall Project Details: The City of Modesto periodically schedules recoating of the inside and outside of tanks as part of the routine maintenance of the City's water storage tanks. This project will include the preparation and recoating of Tank 5 located at 2400 Merle Avenue and Tank 12 located at 2616 Elm Avenue.

Latest Project Status:

Construction is 98% complete. Tank 12 has been completed. The contractor has completed nearly all work required at Tank 5, including the installation of the duck bill check valve for the overflow pipe. The outstanding item remaining is providing knurling to the exterior ladder rungs for slip-resistance. Both tanks are operating under beneficial use.



Tank 5 Duck Bill



Tank 12 Panel 1



Tank 12 Panel 2

Transit Center Improvements and Transit Center Addition (Project Codes 101338 & 101339)

Expenses	
Project Budget	6,669,295
Encumbered	3,044,703
Expended	2,778,707
Available	845,884

Revenues	
City Funds	6,669,295
Federal Funds	0
State Funds	0
Other Funds	0
Total	0
Received	0

Estimated Completion Date: Spring 2023

Phase: Construction

Overall Project Details: Improvements to the Transit Center are comprised of diverse building and site upgrades as well as rehabilitation to the historic downtown Transit Center. The historic building will receive repairs and rehabilitation work to the existing historic finishes. New spaces will receive finishes in harmony with the historic character of the original building. The Transit Center Addition will add approximately 540 square feet onto the existing building to accommodate new dispatch space.

Latest Project Status:

During this past month, the contractor placed the landscape rock and ornamental fence along 9th Street. The existing bus shelter columns have been painted and the lighting has been installed along the bus shelter beams. Inside the existing building, the construction progressed with the electrical, HVAC and plumbing work. The transit center addition structure is in progress and the fire sprinklers and roofing have been installed.



Wastewater Building Upgrades (Project Code 101004)

Expenses	
Project Budget	1,272,000
Encumbered	143,170
Expended	847,808
Available	281,022

Revenues	
City Funds	1,272,000
Federal Funds	0
State Funds	0
Other Funds	0
Total	0
Received	0



Estimated Completion Date: Summer 2022

Phase: Construction

Overall Project Details:

This project will provide improvements to three existing buildings at the Jennings Wastewater Treatment Plant. Building work will include demolition and installation of new walls, and roofs. The project also includes a new structure for vehicle parking and a new enclosure for an existing canopy of an existing shop building.

Latest Project Status:

For the Equipment Storage Building, the structural purlins and girts as well as steel siding on three sides have been installed. Construction is progressing and is anticipated to be completed by the end of September.



Well 71 Surface Improvements (Project Code 101084)

Expenses	
Project Budget	3,559,536
Encumbered	106,513
Expended	2,912,159
Available	540,864

Revenues	
City Funds	3,559,536
Federal Funds	0
State Funds	0
Other Funds	0
Total	0
Received	0



Estimated Completion Date: September 2022

Phase: *Construction Completed!*

Overall Project Details:

This project will provide site improvements for Well 71 located at 2501 Brenner Way in Modesto. Improvements include a 1,500 gallons-per-minute potable water well, pump house, flush line, and generator. Sub-surface improvements of the well were completed in January 2019.

Latest Project Status:

Contract work within the site and the concrete masonry building has been completed. The well has been run out to waste continuously since the last failed Bac-T test. The contractor will condition the well water to lower the pH level and re-chlorinate. Afterward, the Bac-T test will be repeated. City staff continues to draft a punch list to provide to contractor.



Design Phase

<i>Department</i>	<i>Project Name</i>	<i>Design Amount</i>	<i>Total Project Amount</i>
<i>Community & Economic Development</i>	Bike Trail along MID Canal (Funded by Measure L)	117,222	1,092,054
<i>Community & Economic Development</i>	Claratina - McHenry/Coffee 4 Lane	1,402,167	6,062,911
<i>Community & Economic Development</i>	Claratina Phase 1 – Hetch Hetchy Crossing	200,000	6,270,000
<i>Community & Economic Development</i>	Paradise Road ATP Cycle III (Funded by Measure L)	25,000	25,000
<i>Community & Economic Development</i>	Systemic Safety Analysis Report Program (Funded by Measure L)	250,000	250,000
<i>Community & Economic Development</i>	Tully Road Safety Improvements (Funded by Measure L)	34,538	411,183
<i>Modesto Fire</i>	MFD Station No.1 Roof Replacement	25,000	337,850
<i>Parks, Recreation & Neighborhoods</i>	Carpenter Road Soccer Complex	35,600	1,035,000
<i>Parks, Recreation & Neighborhoods</i>	Cesar E. Chavez Park Renovation	950,000	8,500,000
<i>Parks, Recreation & Neighborhoods</i>	Downey Shade Structure Replacement	25,000	350,000
<i>Parks, Recreation & Neighborhoods</i>	Mary E. Grogan Park Phase 2	329,288	2,963,588
<i>Parks, Recreation & Neighborhoods</i>	Tuolumne River Regional Park (TRRP) Neece Drive Boat Launch	188,000	805,000
<i>Parks, Recreation & Neighborhoods</i>	Tuolumne River Regional Park (TRRP) River Overlook	185,806	849,940
<i>Parks, Recreation & Neighborhoods</i>	Virginia Corridor Phase 7	750,000	4,674,923

Design Phase

<i>Department</i>	<i>Project Name</i>	<i>Design Amount</i>	<i>Total Project Amount</i>
<i>Utilities</i>	Caustic Soda Handling Facility	43,041	3,216,250
<i>Utilities</i>	Facultative Biosolids Removal	16,379	1,650,000
<i>Utilities</i>	Grayson Strengthen & Replace	59,596	2,200,000
<i>Utilities</i>	Highway Village Strengthen & Replace Water Mains	112,187	4,074,366
<i>Utilities</i>	Jennings Command Center & Restroom	80,000	700,000
<i>Utilities</i>	La Loma Phase 2C Strengthen & Replace Water Mains	79,319	8,147,533
<i>Utilities</i>	La Loma Phase 3A Strengthen & Replace Water Mains	244,050	4,579,706
<i>Utilities</i>	La Loma Sewer	150,000	4,000,000
<i>Utilities</i>	New Tivoli Sewer Main to Sonoma	40,789	2,000,000
<i>Utilities</i>	Sutter Parking Lot & Security Upgrade	326,004	6,205,176
<i>Utilities</i>	Sutter Trunk Rehabilitation and Reliability	360,308	5,262,011
<i>Utilities</i>	Tivoli Lift Station	181,899	3,039,400
<i>Utilities</i>	Woodland Lift Station Rehabilitation	70,301	1,543,616

In accordance with the requirements of Title II of the Americans with Disabilities Act (“ADA”) of 1990, the Fair Employment & Housing Act (“FEHA”), the Rehabilitation Act of 1973 (as amended), Government Code section 11135 and other applicable codes, the City of Modesto (“City”) will not discriminate against individuals on the basis of disability in the City’s services, programs, or activities. For more information, please visit the City of Modesto website at <https://www.modestogov.com/865/Americans-with-Disabilities-Act-ADA>