



OCTOBER 2022

CITY MANAGER'S UPDATE



Monthly Report
to the City of Modesto
City Council & Community

City Managers Monthly Update



Table of Contents

Financial Report.....	3
Grants & Awards.....	9
Police Department....	10
Community & Economic Development Measure L Projects....	18
Parks, Recreation & Neighborhoods.....	22
Public Works SB 1.....	24
Utilities.....	25
Design Phase.....	33

Council and Community:

The City Manager's Monthly Update was designed as a report to the public about work our team has performed on the Capital Improvement Program and various projects during the previous month. Below is a summary of projects with significant progress in the month of October. A full report is included in the pages that follow.

In the Financial Report, you will see that the City has received revenues in the amount of \$ 11.7 million in the month of October 2022. To date, the General Fund has received approximately 17.1% of the total budgeted revenues for Fiscal Year 2022-23. The City has expended \$11.12 million in General Fund dollars, which represents approximately 6.1% of the total Fiscal Year 2022-23 operating budget. The financial report can be found on page 3.

On page 9, **Finance** reports on grants awarded in the months of September and October totaling over \$22,000.

The **Police** Department reports on incident arrests, crime statistics and provides charts that compare the number of incidents year-to-date. More on page 10.

Community & Economic Development is working on four pavement maintenance projects. Three of these projects are a joint effort to make Americans with Disabilities Act (ADA) of 1990 Program improvements on McHenry Avenue, Oakdale Road, Briggsmore Avenue and Coffee Road. Updates on expenses and revenues start on page 18.

In **Parks, Recreation & Neighborhoods** The Awesome Spot Playground project is getting storm drain improvements and site amenities and fencing are being installed at the Ralston Tower Park senior playground. See pages 22 and 23.

For **Public Works**, just over 138 miles of slurry seal was completed throughout the City in 2022. You can read the full report on page 24.

Starting on page 25, in the **Utilities** Department, Grayson Well 69 is coming along with building the foundation, and at the Transit Center, the fencing along 9th Street has been completed. The Wastewater Building Upgrades Project is almost complete and with the installation of doors, this project will be closed.

I look forward to updating you again when I report out from the month of November. Please let me know if you have any suggestions on sharing this material with the community.

A handwritten signature in blue ink that reads "Joseph P. Lopez". The signature is fluid and cursive.

Joseph P. Lopez
City Manager

Fiscal Year 2022-23 October Financial Report

City of Modesto, California
Through October 31 2022*

General Fund Overview

	Monthly Actuals Received/ Expended	Monthly % of Total Budget	YTD Actuals	2022-23 Operating Budget	% of Total Budget Received/ Expended
Revenues	\$ 11,722,680	6.9%	\$ 28,985,487	\$ 169,385,485	17.1%
Expenditures	\$ 11,128,980	6.1%	\$ 44,190,683	\$ 181,459,771	24.4%
Revenue Over Expenditure Variance	\$ 593,700		\$ (15,205,196)	\$ (12,074,286)	

Summary

Revenue Overview

In the month of October, the City received revenues in the amount of \$11.7M (6.9% of budget). These revenues are \$1.08M greater than the amount received in the same month last year. Fiscal-year-to-date, the City has received \$28.99M in revenues (17.1% of budget), which are \$3.1M greater than the amount received in the same period last year.

Fiscal Year 2022-23 includes the fourth year of the Oakdale Fire Service contract which has fiscal-year-to-date revenue of \$1.7M. This is the second year of fire service contracts for City of Ceres, City of Turlock, and Stanislaus Consolidated. Fiscal-year-to-date revenue for City of Ceres is \$2.33M, City of Turlock is \$115K, and Stanislaus Consolidated is \$124K. Recently, the Council approved a fire service contract for City of Salida with fiscal-year-to-date revenue of \$163K.

Expenditure Overview

In the month of October, the City has expended \$11.12M (6.1% of budget) in General Fund dollars. These expenditures are \$347K greater than the amount spent in the same month last year. Fiscal-year-to-date, the City has expended \$44.2M (24.4% of budget). These expenditures are \$16.8M lower than the amount spent in the same period last year. This is primarily due to the delay in the allocation of the Unfunded Accrued Liability (UAL) to General Fund Departments, in the amount of \$21.1M. In Fiscal Year 2021-22, this transaction was processed by October, however in Fiscal Year 2022-23, this transaction has yet to occur but should do so in the coming months.

Fiscal Year 2022-23 includes the fourth year of the Oakdale Fire Service contract which has fiscal-year-to-date expenditure of \$1.6M. This is the second year of Fire Service Contracts for City of Ceres, City of Turlock, and Stanislaus Consolidated. Fiscal-year-to-date expenditure for City of Ceres is \$2.1M, City of Turlock is \$80K, and Stanislaus Consolidated is \$76K. Recently, the Council approved a fire service contract for City of Salida with fiscal-year-to-date expenditure of \$75K.

The majority of departmental expenditures that occurred during this period originated from the public safety departments (\$8.4M of the total \$11.1M) and were mainly related to salary and benefit charges. The salary and benefit expenses for the Police and Fire Departments totaled \$6.6M. All remaining salary and benefit expenditures from General Fund departments totaled \$1.4M, for a total salary and benefit expenditure of \$8.0M.

Fiscal Year 2022-23 October Financial Report

City of Modesto, California
Through October 31 2022*

General Fund Revenues Overview

Revenue Category	Monthly Actuals Received	Monthly % of Total Budget	YTD Actuals	2022-23 Operating Budget	% of Total Budget Received
1 Property Tax - Property	-	0.0%	272,778	20,644,000	1.3%
2 Property Tax - VLF Swap	-	0.0%	-	20,149,001	0.0%
3 Sales Tax	3,821,572	9.7%	7,161,865	39,270,902	18.2%
4 Utility Users Tax	1,967,603	9.4%	5,625,960	20,950,000	26.9%
5 Business License/Mill Tax	2,314,658	16.2%	3,549,918	14,250,000	24.9%
6 Franchise Fees	13,980	0.3%	47,438	5,328,800	0.9%
7 Transient Occupancy Tax	332,331	10.0%	921,052	3,338,441	27.6%
8 Construction Revenues	208,110	7.5%	920,502	2,778,715	33.1%
9 Departmental Revenues	2,907,230	7.9%	9,438,534	36,666,986	25.7%
10 Motor Vehicle Fees	-	0.0%	46,596	380,000	12.3%
11 Cannabis Tax	157,196	3.1%	1,000,844	5,000,000	20.0%
12 Transfers In	-	0.0%	-	628,640	0.0%
Total	11,722,680	6.9%	28,985,487	169,385,485	17.1%

October Actuals Notes

- 1 **Property Tax - Property** - Payments will be received in December/January and April/May.
- 2 **Property Tax - VLF Swap** - Payments will be received in December/January and April/May.
- 3 **Sales Tax** - The City received payment in the amount of \$3.82M. This payment is \$176K less than the amount received in the same month last year. Fiscal-year-to-date, the City has received \$7.16M in revenues, which are \$76K greater than the amount received in the same period last year.
- 4 **Utility Users Tax** - The City received payment in the amount of \$1.97M. This payment is \$186K greater than the amount received in the same month last year. Fiscal-year-to-date, the City has received \$5.63M in revenues, which are \$18K greater than the amount received in the same period last year.
- 5 **Business License/Mill Tax** - The City received payment in the amount of \$1.97M. This payment is \$186K greater than the amount received in the same month last year. Fiscal-year-to-date, the City has received \$5.63M in revenues, which are \$18K greater than the amount received in the same period last year.
- 9 **Departmental Revenues** - The City received departmental revenues in the amount of \$2.91M. These revenues are \$280K greater than the amount received in the same month last year. Fiscal-year-to-date, the City has received \$9.44M in revenues, which are \$1.8M greater than the amount received in the same period last year.
- 11 **Cannabis Tax** - The City received payment in the amount of \$160K. This payment is \$232K less than the amount received in the same month last year. Fiscal-year-to-date, the City has received \$1.00M in revenues, which are \$250K less than the amount received in the same period last year.
- 12 **Transfers In** - Majority of the transfers are typically processed in June.

Fiscal Year 2022-23 October Financial Report

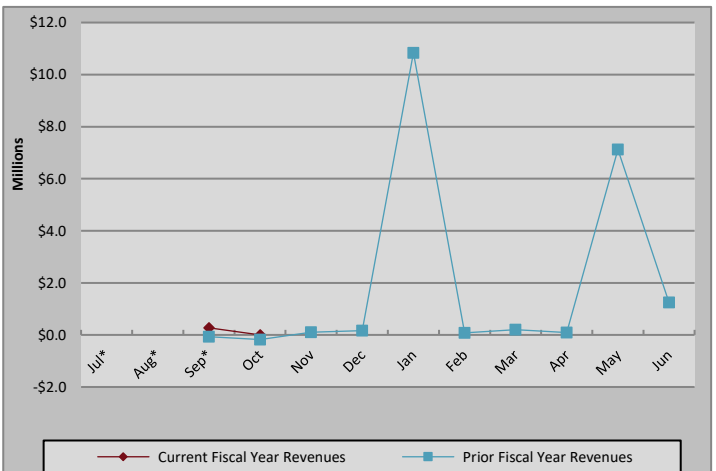
City of Modesto, California
Through October 31 2022*

General Fund Revenue Overview

GENERAL FUND MAJOR REVENUE SOURCES

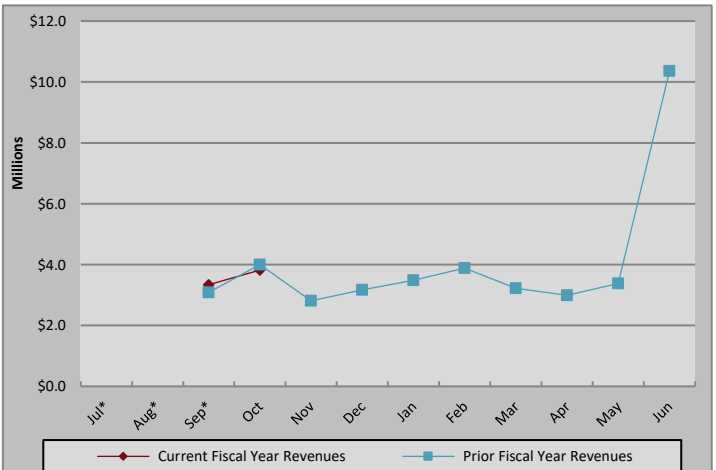
Property Tax - Property

	Current Fiscal Year Revenues	Prior Fiscal Year Revenues	Year-over-Year Variance
July*			
August*			
September*	\$ 272,778	\$ (70,693)	\$ 343,471
October	\$ -	\$ (178,101)	\$ 178,101
November		\$ 98,551	
December		\$ 162,790	
January		\$ 10,839,014	
February		\$ 77,368	
March		\$ 206,001	
April		\$ 87,359	
May		\$ 7,125,954	
June		\$ 1,247,375	
Totals	\$ 272,778	\$ 19,595,618	\$ 521,572



Sales Tax

	Current Fiscal Year Revenues	Prior Fiscal Year Revenues	Year-over-Year Variance
July*			
August*			
September*	\$ 3,340,293	\$ 3,088,263	\$ 252,030
October	\$ 3,821,572	\$ 3,997,134	\$ (175,562)
November		\$ 2,810,198	
December		\$ 3,173,866	
January		\$ 3,480,521	
February		\$ 3,887,497	
March		\$ 3,224,199	
April		\$ 2,991,741	
May		\$ 3,377,038	
June		\$ 10,359,193	
Totals	\$ 7,161,865	\$ 40,389,650	\$ 76,468



*Accrual reversals occur in July, August, and September. To address this, July and August revenues are reported in September.

Fiscal Year 2022-23 October Financial Report

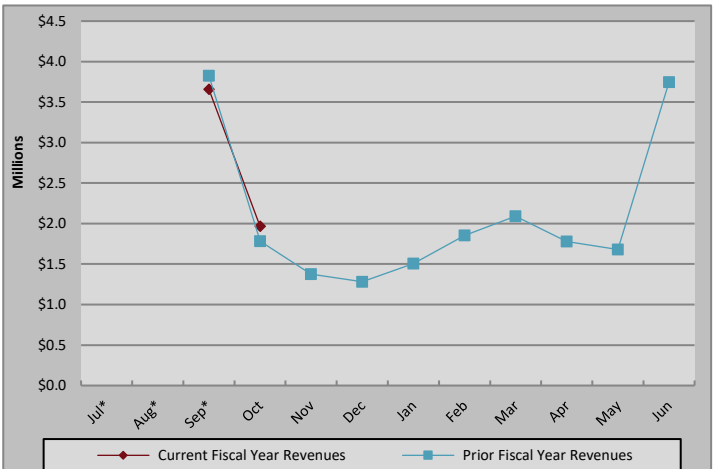
City of Modesto, California
Through October 31 2022*

General Fund Revenue Overview

GENERAL FUND MAJOR REVENUE SOURCES

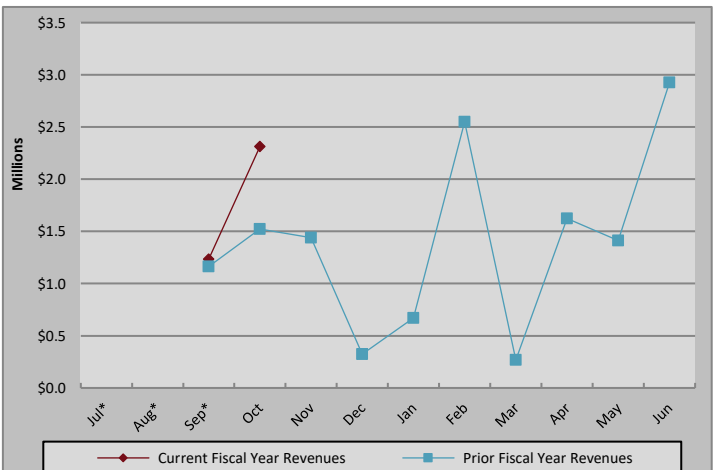
Utility Users Tax

	Current Fiscal Year Revenues	Prior Fiscal Year Revenues	Year-over-Year Variance
July*			
August*			
September*	\$ 3,658,357	\$ 3,826,506	\$ (168,149)
October	\$ 1,967,603	\$ 1,781,897	\$ 185,706
November		\$ 1,375,231	
December		\$ 1,281,929	
January		\$ 1,505,570	
February		\$ 1,852,933	
March		\$ 2,091,669	
April		\$ 1,778,097	
May		\$ 1,679,930	
June		\$ 3,744,892	
Totals	\$ 5,625,960	\$ 20,918,654	\$ 17,557



Business License/Mill Tax

	Current Fiscal Year Revenues	Prior Fiscal Year Revenues	Year-over-Year Variance
July*			
August*			
September*	\$ 1,235,260	\$ 1,163,142	\$ 72,118
October	\$ 2,314,658	\$ 1,523,382	\$ 791,276
November		\$ 1,438,294	
December		\$ 324,491	
January		\$ 669,391	
February		\$ 2,549,716	
March		\$ 268,185	
April		\$ 1,624,016	
May		\$ 1,412,672	
June		\$ 2,926,267	
Totals	\$ 3,549,918	\$ 13,899,556	\$ 863,394



*Accrual reversals occur in July, August, and September. To address this, July and August revenues are reported in September.

Fiscal Year 2022-23 October Financial Report

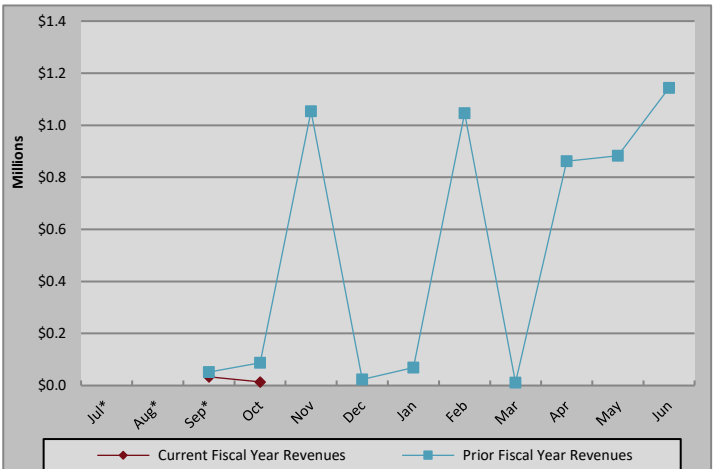
City of Modesto, California
Through October 31 2022*

General Fund Revenue Overview

GENERAL FUND MAJOR REVENUE SOURCES

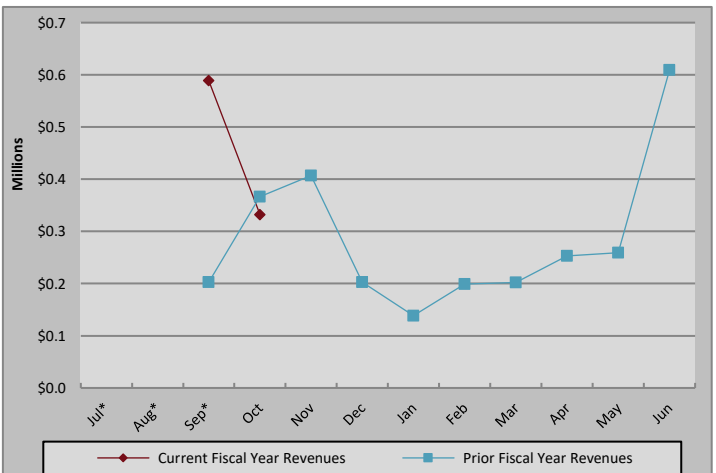
Franchise Fees

	Current Fiscal Year Revenues	Prior Fiscal Year Revenues	Year-over-Year Variance
July*			
August*			
September*	\$ 33,458	\$ 51,505	\$ (18,047)
October	\$ 13,980	\$ 87,343	\$ (73,363)
November		\$ 1,053,205	
December		\$ 23,058	
January		\$ 69,477	
February		\$ 1,046,525	
March		\$ 11,630	
April		\$ 862,325	
May		\$ 883,059	
June		\$ 1,143,258	
Totals	\$ 47,438	\$ 5,231,385	\$ (91,410)



Transient Occupancy Tax

	Current Fiscal Year Revenues	Prior Fiscal Year Revenues	Year-over-Year Variance
July*			
August*			
September*	\$ 588,721	\$ 202,606	\$ 386,115
October	\$ 332,331	\$ 366,691	\$ (34,360)
November		\$ 407,056	
December		\$ 202,736	
January		\$ 138,503	
February		\$ 198,937	
March		\$ 201,930	
April		\$ 253,272	
May		\$ 259,403	
June		\$ 609,097	
Totals	\$ 921,052	\$ 2,840,231	\$ 351,755



*Accrual reversals occur in July, August, and September. To address this, July and August revenues are reported in September.

Fiscal Year 2022-23 October Financial Report

City of Modesto, California
Through October 31 2022*

General Fund Expenditures Overview

Department	Monthly Actuals Expended	Monthly % of Total Budget	YTD Actuals	2022-23 Operating Budget	% of Total Budget Expended
1 City Council	36,574	7.2%	145,152	506,560	28.7%
2 City Manager's Office	243,400	7.9%	1,016,012	3,096,260	32.8%
3 City Attorney's Office	135,421	7.5%	343,566	1,804,143	19.0%
4 City Clerk's Office	42,313	2.9%	172,384	1,448,565	11.9%
5 Office of the City Auditor	3,722	0.8%	48,193	495,574	9.7%
6 Finance Department	410,312	6.6%	1,640,969	6,176,892	26.6%
7 Community & Economic Development	465,444	6.6%	1,866,385	7,003,742	26.6%
8 Human Resources Department	154,579	8.6%	539,086	1,803,065	29.9%
9 Fire Department	4,035,841	6.8%	15,656,859	59,144,920	26.5%
10 Police Department	4,347,461	5.8%	18,357,750	75,515,295	24.3%
11 Parks, Recreation & Neighborhoods	1,199,562	7.4%	4,323,726	16,140,789	26.8%
12 Public Works Department	-	N/A	-	(0)	N/A
13 Non-Departmental	22,997	4.9%	49,251	473,400	10.4%
14 Transfers Out	31,353	0.4%	31,353	7,850,566	0.4%
Total	11,128,980	6.1%	44,190,683	181,459,771	24.4%

October Actuals Notes

- City Council** - The City Council had a total of \$36.6K in expenditures in the month of October. \$22.6K of the expenditures were from salary and benefit expense, \$11.0K were for internal service fund changes, and \$2.9K were for discretionary expenses.
- City Manager's Office** - The City Manager's Office had a total of \$243.4K in expenditures in the month of October. \$166.4K of the expenditures were from salary and benefit expense, \$16.9K were for internal service fund changes, and \$60.1K were for discretionary expenses.
- City Attorney's Office** - The City Attorney's Office had a total of \$135.4K in expenditures in the month of October. \$41.4K of the expenditures were from salary and benefit expense, \$11.1K were for internal service fund changes, and \$82.9K were for discretionary expenses.
- Finance Department** - The Finance Department had a total of \$410.3K in expenditures in the month of October. \$279.3K of the expenditures were from salary and benefit expense, \$41.6K were for internal service fund changes, and \$96.2K were for discretionary expenses. \$6.8K was received as an offsetting expense for direct charge revenue.
- Community & Economic Development (CED)** - CED had a total of \$465.4K in expenditures in the month of October. \$319.7K of the expenditures were from salary and benefit expense, \$92.7K were for internal service fund changes, and \$79.1K were for discretionary expenses. \$26.0K was received as an offsetting expense for direct charge revenue.
- Fire Department** - The Fire Department had a total of \$4.0M in expenditures in the month of October. \$3.3M of the expenditures were from salary and benefit expense, \$151.6K were for internal service fund changes, and \$590.8K were for discretionary expenses.
- Police Department** - The Police Department had a total of \$4.3M in expenditures in the month of October. \$3.3M of the expenditures were from salary and benefit expense, \$343.5K were for internal service fund changes, and \$700K were for discretionary expenses. \$21.0K was received as an offsetting expense for direct charge revenue.

Grant Applications and Awards

September / October 2022

Applications

Grant Title	Month	Awarding Agency	City Department/ Division	Grant Application Amount	Grant Application Local Match Amount	Local Match Source
Safe Streets and Roads for All (SS4A) Grants	Sep-22	US Department of Transportation	Public Works	TBD	20%	Measure L
Strengthening Mobility and Revolutionizing Transportation (SMART)	Sep-22	US Department of Transportation	Public Works	TBD	20%	Measure L
Regional Climate Collaboratives Program (RCCP) Grant	Sep-22	California Strategic Growth Council	Public Works	\$ 1,050,000	0	N/A
California Department of Resources Recycling and Recovery Beverage Container Recycling Competitive Grant	Oct-22	CalRecycle	Public Works	\$ 275,000	0	N/A
				\$ 1,325,000	TBD	

Awards

Grant Title	Month	Awarding Agency	City Department/ Division	Grant Award Amount	Grant Award Local Match Amount	Local Match Source
Shelter Cove Community Church Law Enforcement Fund	Oct-22	Shelter Cove Community Church	Fire	\$ 2,500	0	N/A
CalFire Rural Fire Capacity (RFC) Program Grant	Oct-22	CalFire	Fire	\$ 19,900	\$ 19,900.00	Department Budget
				\$ 22,400	\$ 19,900.00	

Modesto Police Department

Incident Arrest and Crime Statistics

October 2022

ARRESTS AND CITATIONS

MONTH	2020	2021	2022
JANUARY	2170	1523	738
FEBRUARY	2102	1578	921
MARCH	1496	1492	988
APRIL	2367	1489	853
MAY	2882	1549	1021
JUNE	1661	1555	1079
JULY	2139	1603	1136
AUGUST	2402	1380	892
SEPTEMBER	2666	1473	1261
OCTOBER	1843	1227	928
TOTAL	21728	14869	9817

Year to Date Comparison 2021 to 2022		
Crime Type	Over/Under	% Change
Major Crime	-348	-9%
Auto Theft	-153	-20%
Commercial	29	13%
Larceny	-121	-9%
Residential	-2	-1%
Robbery	41	18%

MAJOR CRIMES

MONTH	2020	2021	2022
JANUARY	520	455	407
FEBRUARY	440	421	336
MARCH	555	441	388
APRIL	503	369	363
MAY	479	389	355
JUNE	403	386	379
JULY	332	383	333
AUGUST	328	420	357
SEPTEMBER	357	384	356
OCTOBER	359	406	432
TOTAL	4276	4054	3706

AUTO THEFT

MONTH	2020	2021	2022
JANUARY	106	105	70
FEBRUARY	84	82	59
MARCH	143	94	47
APRIL	105	62	58
MAY	97	76	69
JUNE	89	70	59
JULY	84	78	56
AUGUST	68	77	53
SEPTEMBER	68	75	71
OCTOBER	62	65	89
TOTAL	906	784	631

COMMERCIAL BURGLARY

MONTH	2020	2021	2022
JANUARY	51	33	44
FEBRUARY	32	32	20
MARCH	39	21	20
APRIL	43	13	23
MAY	19	17	23
JUNE	17	13	31
JULY	21	18	18
AUGUST	13	20	24
SEPTEMBER	15	29	19
OCTOBER	14	22	25
TOTAL	264	218	247

VEHICLE LARCENY

MONTH	2020	2021	2022
JANUARY	165	147	138
FEBRUARY	170	138	133
MARCH	198	159	154
APRIL	176	132	120
MAY	163	108	111
JUNE	101	120	119
JULY	61	98	79
AUGUST	83	145	128
SEPTEMBER	96	129	93
OCTOBER	110	142	122
TOTAL	1323	1318	1197

RESIDENTIAL BURGLARY

MONTH	2020	2021	2022
JANUARY	70	32	26
FEBRUARY	35	34	20
MARCH	46	31	18
APRIL	40	19	29
MAY	31	23	21
JUNE	24	21	25
JULY	22	20	22
AUGUST	18	18	20
SEPTEMBER	23	20	31
OCTOBER	32	23	27
TOTAL	341	241	239

ROBBERIES

MONTH	2020	2021	2022
JANUARY	23	25	28
FEBRUARY	22	23	21
MARCH	14	21	29
APRIL	28	19	35
MAY	37	21	24
JUNE	21	23	19
JULY	19	23	19
AUGUST	17	22	24
SEPTEMBER	35	17	29
OCTOBER	15	30	37
TOTAL	231	224	265

Modesto Police Department

Three-Year Crime Trend Comparison 2022 Year-to-Date

The following charts compare the number of incidents reported to the Modesto Police Department for October 2022 year-to-date to the 3-year average of 2019-2021. Year-to-year comparisons can result in drastic spikes, which are moderated when periods are averaged. This type of comparison results in a more accurate picture of crime trends and how the City of Modesto is doing this year.

Note: Some categories have a Key Performance Indicator (KPI) line that represents the current reduction goal from the previous year's total. This comparison does not consider the impact any changes in the law may have had.

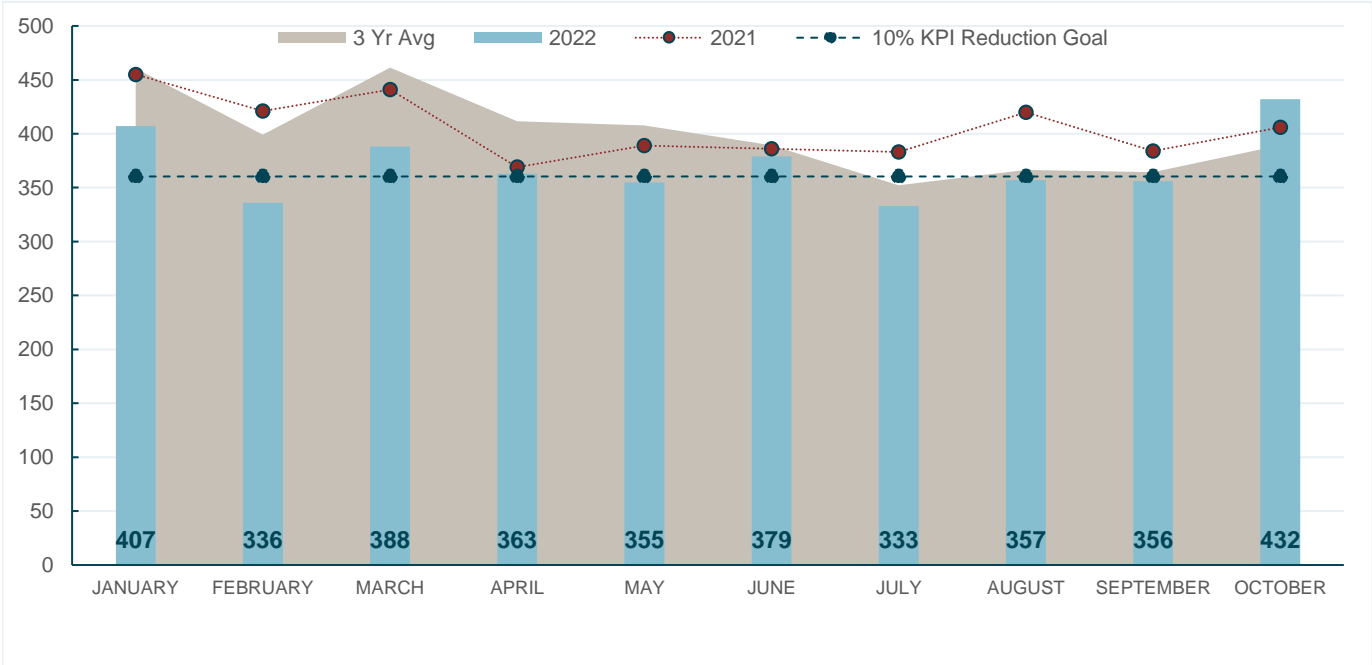
MAJOR CRIMES

2021 to 2022 Comparison

2021	4054
2022	3706
Over/Under	-348
% Change	-9%

KPI Comparison (KPI/2022)

Monthly Goal	360
Monthly Average	371
Year to Date Goal	3,604
Year to Date Actual	3,706
Over/Under KPI Goal	102
% Over/Under	2.8%



Modesto Police Department

Three-Year Crime Trend Comparison 2022 Year-to-Date

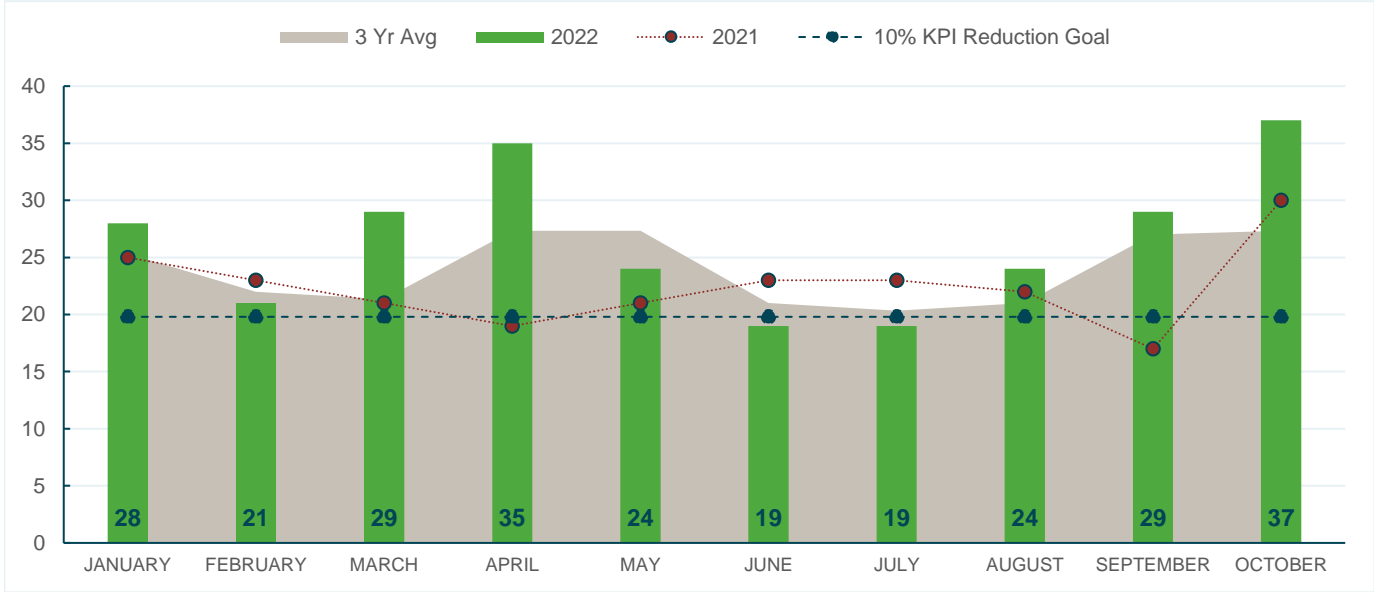
ROBBERIES

2021 to 2022 Comparison

2021	224
2022	265
Over/Under	41
% Change	18%

KPI Comparison (KPI/2022)

Monthly Goal	20
Monthly Average	27
Year to Date Goal	198
Year to Date Actual	265
Over/Under KPI Goal	67
% Over/Under	33.8%



Modesto Police Department

Three-Year Crime Trend Comparison 2022 Year-to-Date

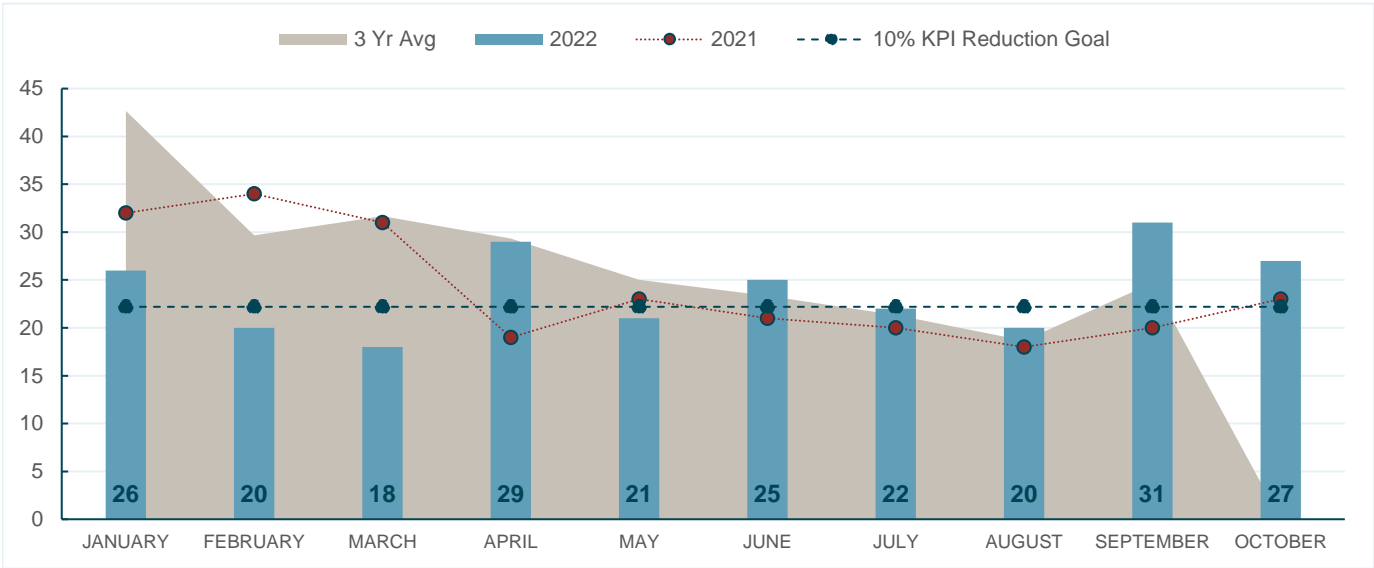
RESIDENTIAL BURGLARY

2021 to 2022 Comparison

2021	241
2022	239
Over/Under	-2
% Change	-1%

KPI Comparison (KPI/2022)

Monthly Goal	22
Monthly Average	24
Year to Date Goal	222
Year to Date Actual	239
Over/Under KPI Goal	17
% Over/Under	7.7%



Modesto Police Department

Three-Year Crime Trend Comparison 2022 Year-to-Date

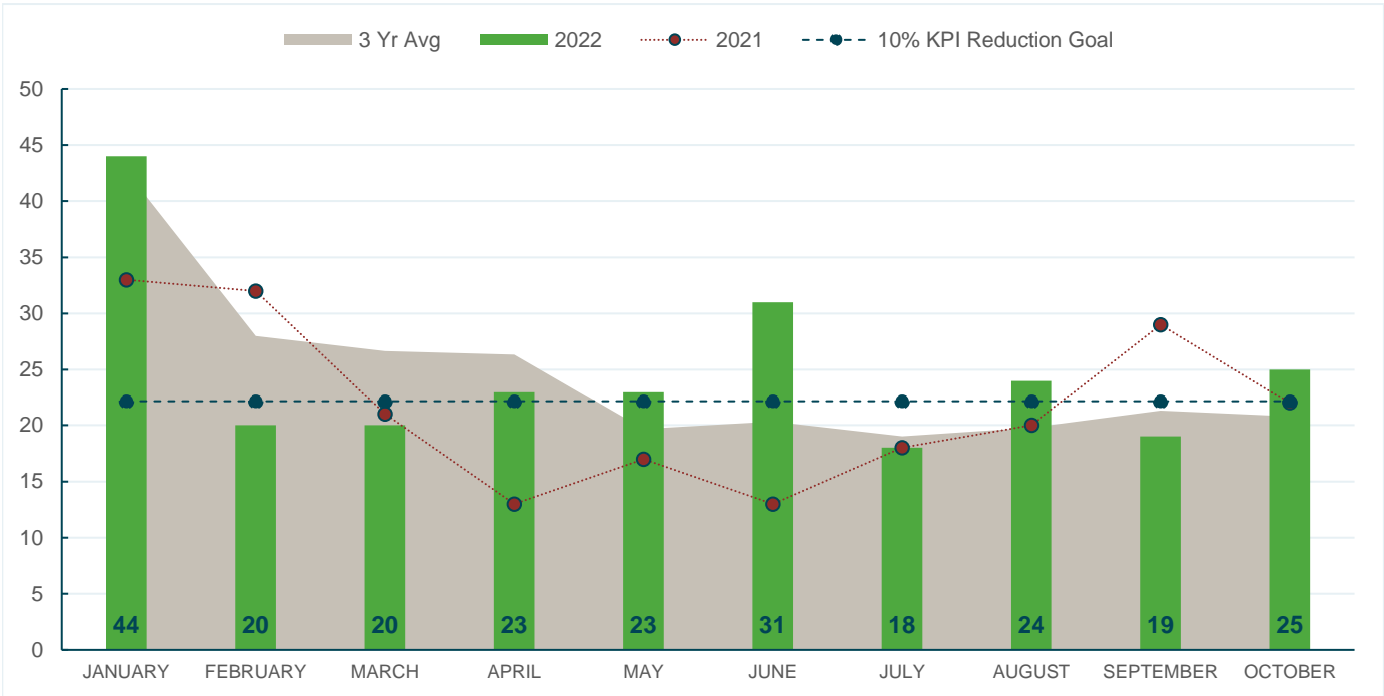
COMMERCIAL BURGLARY

2021 to 2022 Comparison

2021	218
2022	247
Over/Under	29
% Change	13%

KPI Comparison (KPI/2022)

Monthly Goal	22
Monthly Average	25
Year to Date Goal	221
Year to Date Actual	247
Over/Under KPI Goal	26
% Over/Under	12%



Modesto Police Department

Three-Year Crime Trend Comparison 2022 Year-to-Date

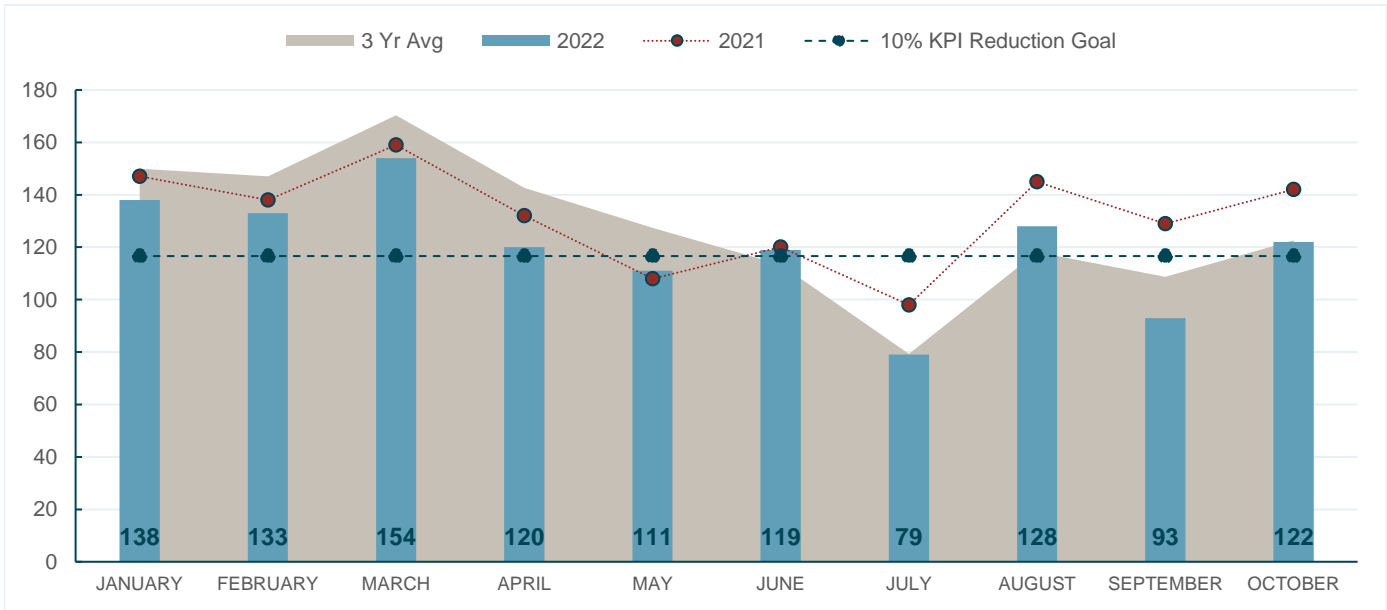
VEHICLE LARCENY

2021 to 2022 Comparison

2021	1318
2022	1197
Over/Under	-121
% Change	-9%

KPI Comparison (KPI/2022)

Monthly Goal	117
Monthly Average	120
Year to Date Goal	1,166
Year to Date Actual	1,197
Over/Under KPI Goal	31
% Over/Under	2.6%



Modesto Police Department

Three-Year Crime Trend Comparison 2022 Year-to-Date

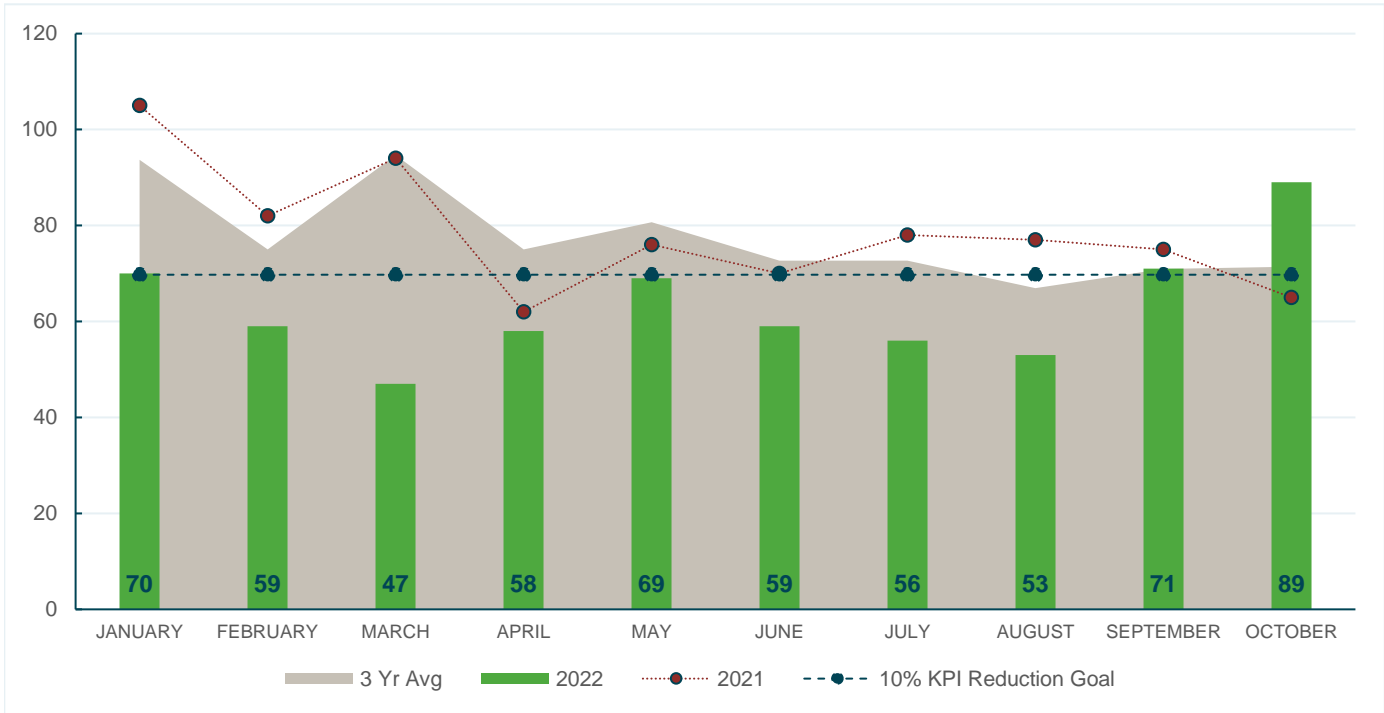
AUTO THEFT

2021 to 2022 Comparison

2021	784
2022	631
Over/Under	-153
% Change	-20%

KPI Comparison (KPI/2022)

Monthly Goal	70
Monthly Average	63
Year to Date Goal	698
Year to Date Actual	631
Over/Under KPI Goal	-67
% Over/Under	-10%



Modesto Police Department

Three-Year Crime Trend Comparison

2022 Year-to-Date

The following chart represents quality of life Calls For Service (CFS) initiated by citizens for the City of Modesto. These statistics are generated using Geoshield.

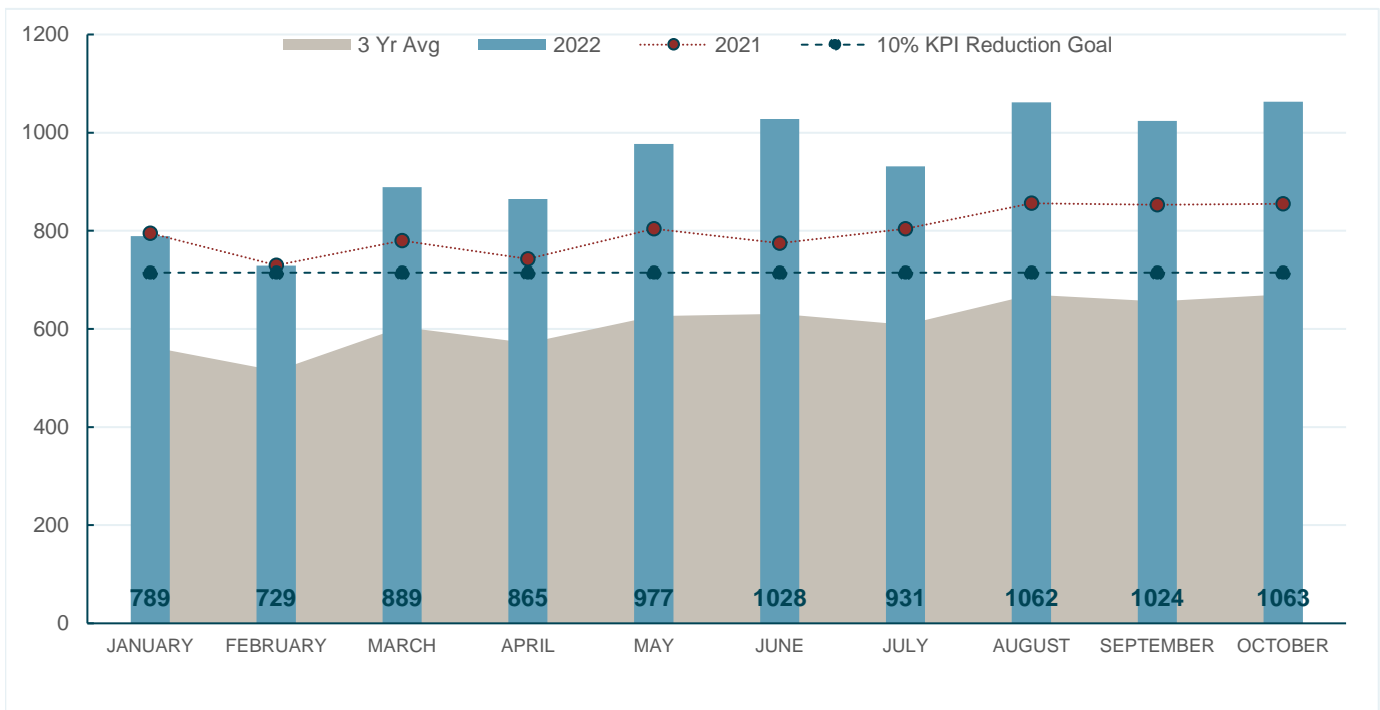
QUALITY OF LIFE (CAD/P911 Only)

2021 to 2022 Comparison

2021	7995
2022	9357
Over/Under	1362
% Change	17%

KPI Comparison (KPI/2022)

Monthly Goal	714
Monthly Average	936
Year to Date Goal	7,145
Year to Date Actual	9,357
Over/Under KPI Goal	2213
% Over/Under	31%



Measure L Projects

The following projects are in pre-construction and estimated to be completed in the Summer of 2023.

Briggsmore Avenue Pavement Maintenance (Project Code 101246)

Expenses	
Project Budget	5,374,090
Encumbered	4,516,715
Expended	378,741
Available	478,634
Revenues	
City Funds	0
Federal Funds	0
State Funds	0
Measure L Funds	5,374,090
Total	5,374,090
Received	0

Overall Project Details:

This McHenry Avenue to Oakdale Road project went out to bid as a multi-project contract, which includes the Orangeburg Avenue Pavement Rehabilitation (Project Code 101248) and the Neighborhood Americans with Disabilities Act (ADA) of 1990 Program (Project Code 101250).

Neighborhood ADA Program (Project Code 101250)

Expenses	
Project Budget	1,871,250
Encumbered	426,416
Expended	1,254,942
Available	320,482
Revenues	
City Funds	0
Federal Funds	0
State Funds	0
Measure L Funds	1,871,250
Total	1,871,250
Received	0

Overall Project Details:

This program went out to bid as a multi-project contract, along with the Briggsmore Avenue Pavement Maintenance (Project Code 101246) and the Orangeburg Avenue Pavement Rehabilitation (Project Code 101248). The ADA Program will install ADA-compliant ramps at various locations.

Orangeburg Avenue Pavement Rehabilitation (Project Code 101248)

Expenses	
Project Budget	3,121,267
Encumbered	2,604,659
Expended	231,938
Available	284,607
Revenues	
City Funds	0
Federal Funds	0
State Funds	0
Measure L Funds	3,121,267
Total	3,121,267
Received	0

Overall Project Details:

This Coffee Road to Oakdale Road project went out to bid as a multi-project contract, which includes the Briggsmore Avenue Pavement Maintenance (Project Code 101246) and the Neighborhood ADA Program (Project Code 101250).

Pelandale Neighborhood Pavement Maintenance (Project Code 101249)

Expenses	
Project Budget	1,871,250
Encumbered	426,416
Expended	1,254,942
Available	320,482

Revenues	
City Funds	0
Federal Funds	0
State Funds	0
Measure L Funds	1,871,250
Total	1,871,250
Received	0



Estimated Completion Date: Fall 2023

Phase: Construction

Overall Project Details:

Work includes pavement maintenance in two areas: the area bound by Dale Road, Bangs Avenue, Tully Road, and Snyder Avenue (12.6 center line miles). Anticipated improvements include slurry seal surface treatment, restriping, and construction of new ADA compliant ramps in multiple locations.



State Route 132 (SR-132) West Expressway (Project Code 101119)

Expenses	
Project Budget	125,482,720
Encumbered	1,896,890
Expended	105,648,155
Available	17,937,675

Revenues	
City Funds	
Federal Funds	9,870,886
State Funds	83,811,834
Measure L Funds	31,800,000
Total	125,482,720
Received	125,482,720



Estimated Completion Date: November 2022

Phase: Construction

Overall Project Details:

This project includes construction of an access-controlled, 2-lane expressway along a new alignment south of Kansas Avenue starting from the east side of State Route 99 (SR-99) at the base of the Needham Street Bridge west to Dakota Avenue and along Dakota Avenue to the existing SR-132/Maze Boulevard.

Latest Project Status:

In the month of October, roadway section construction for southbound SR-99/eastbound couplet and northbound SR-99/westbound couplet was completed and the SR-132 alignment from North Dakota Avenue to Needham Street opened.



Virginia Corridor Trail & (Project Code 101247)

Expenses	
Project Budget	884,063
Encumbered	664,243
Expended	57,985
Available	161,835
Revenues	
City Funds	0
Federal Funds	0
State Funds	0
Measure L Funds	884,063
Total	884,063
Received	0



Estimated Completion Date: December 2022

Phase: Construction

Overall Project Details:

Project work includes pavement maintenance along the Virginia Corridor Trail from College to Bowen (2 center line miles). Anticipated improvements include slurry seal surface treatment, restriping, and construction of new Americans with Disabilities Act (“ADA”) of 1990 compliant ramps in multiple locations. This will include signage and new pedestrian crossing at Stoddard Road and Orangeburg Avenue.



Parks, Recreation & Neighborhoods

The Awesome Spot Playground (Project Code 100984)

Expenses	
Project Budget	615,250
Encumbered	172,400
Expended	18,442
Available	424,408

Revenues	
City Funds	107,000
Federal Funds	500,000
State Funds	0
Other Funds	8,250
Total	615,250
Received	8,250



Estimated Completion Date: Fall 2023

Phase: Construction

Overall Project Details:

The Awesome Spot Playground Team (TASP) has partnered with the City, to design an all-inclusive playground at Beyer Community Park. The playground will feature sensory-integrated playground equipment designed to eliminate social, physical, and cognitive barriers from play.

Latest Project Status:

In October, the contractor worked on the storm drainage improvements and sewer connection.



Senior Playground at Ralston Tower Park (Project Code 100866)

Expenses	
Project Budget	1,255,000
Encumbered	409,996
Expended	799,176
Available	45,827

Revenues	
City Funds	0
Federal Funds	705,000
State Funds	550,000
Other Funds	0
Total	1,255,000
Received	403,433

Estimated Completion Date: Fall 2022

Phase: Construction

Overall Project Details:

The project consists of the complete renovation of Ralston Tower Park, focusing on a senior oriented park design due to its adjacency to senior housing. The project will include senior exercise equipment, playground, walking paths, game tables, open plaza, drinking fountain, beanbag toss, horseshoe pits, sidewalks, security lighting, landscaping, irrigation, and other site amenities.

Latest Project Status:

In October, the contractor began the installation of the horseshoe pit, fencing, and other site amenities.



SB 1 Project

2021/2022 Slurry/Crack Seal Work

Expenses	
Project Budget	2,171,854
Encumbered	0
Expended	1,995,373
Available	176,481

Revenues	
City Funds	0
Federal Funds	2,171,854
State Funds	0
Other Funds	0
Total	2,171,854
Received	4,998,854 ¹



Estimated Completion Date: October 2022

Phase: 7th Season of Annual Program

Overall Project Details:

The purpose of this program is to maintain and preserve the streets for the City of Modesto by applying Type II slurry made of emulsion oil and aggregate. SB1 funding provides an average of 95 lane miles of residential street preservation each season.

Latest Project Status:

Continuing through October 2022, the Streets Division has completed another 16.12 lane miles of slurry seal application. A total of 138.05 lane miles has been completed for the 2022 calendar year.



¹ Total Road Maintenance and Rehabilitation Account for all projects

Utilities

Grayson Well 69 (Replacing Well 274) (Project Code 101080)

Expenses	
Project Budget	3,802,828
Encumbered	2,886,390
Expended	574,020
Available	359,419

Revenues	
City Funds	3,802,828
Federal Funds	0
State Funds	0
Other Funds	0
Total	0
Received	0



Estimated Completion Date: July 2023

Phase: Construction

Overall Project Details:

This project will provide funding for the construction of the surface improvements for the former Well 274. The project is intended to limit the amount of treatment and restore the well to its optimum capacity in the town of Grayson. The project will provide engineering services during construction and construction of above ground improvements for the well only. Work will include the construction of above well appurtenances, well house, piping, electrical work and infrastructure for a future tank and booster pump.

Latest Project Status:

Construction continues with the building of the foundation. The contractor excavated existing ground for the footings, the pump pedestal and below grade conduits. Additionally, the duct bank and forming / installation for the generator pad was completed. Lastly, staff coordinated with PG&E to take a permanent easement and Council approved on November 1, 2022.



Plant Structural Improvements (Project Code 100931)

Expenses	
Project Budget	3,321,195
Encumbered	2,620,520
Expended	94,814
Available	605,861

Revenues	
City Funds	3,321,195
Federal Funds	0
State Funds	0
Other Funds	0
Total	0
Received	0

Estimated Completion Date: Fall 2022

Phase: Construction

Overall Project Details:

The Plant Structural Improvements Project involves facility improvements primarily at the Sutter Wastewater Treatment Plant. The scope of work includes improvements to the existing chlorine building, a new Dry Clean Blast concrete enclosure, a new concrete vault for the valve farm, recoating of the existing anaerobic digesters, and repainting of the Thousand Oaks lift station.

Latest Project Status:


In the past month, the contractor performed work at one of the anaerobic digesters by starting the coating and foam insulation repairs. On the chlorine building, the existing catwalk has been removed and the reroofing is underway. And at the existing valves farm, the excavation for the concrete vault is underway.



River Trunk Realignment – Gravity System (Project Code 101290)

Expenses	
Project Budget	27,162,749
Encumbered	17,454,117
Expended	4,895,859
Available	4,816,773

Revenues	
City Funds	27,162,749
Federal Funds	0
State Funds	0
Other Funds	0
Total	0
Received	0



Estimated Completion Date: Winter 2023

Phase: Construction

Overall Project Details:

The project was created to address the flow capacity deficiencies and aging infrastructure for the river Trunk. The gravity system is phase two of the three phase realignment project. It consists of over 9,000 linear feet of large diameter gravity sewer pipe, and adjacent water main rehabilitation on Colorado Avenue.

Latest Project Status:

The contractor installed the temporary fencing with privacy screening around staged pipe at Muni Golf Course and excavation and placement of shoring for the installation of Armorock junction structure took place at the intersection of Tuolumne Boulevard and Colorado Avenue.



River Trunk Realignment – Shackelford (Project Code 101291)

Expenses	
Project Budget	14,593,613
Encumbered	11,849,913
Expended	1,007,727
Available	1,735,974

Revenues	
City Funds	14,593,613
Federal Funds	0
State Funds	0
Other Funds	0
Total	0
Received	0



Estimated Completion Date: Winter 2023

Phase: Construction

Overall Project Details:

The River Trunk Realignment Shackelford Pump Station Project will redirect flow from the existing river trunk line to the new river trunk line that is going to be installed along Colorado Avenue as a part of the Gravity System project which is currently under construction. The project will also incorporate a gravity line from Neece Drive to the new river trunk and plug the line that goes into the existing river trunk line. The wastewater from the Dryden Golf Course clubhouse will also be brought into the new river trunk line under this project.

Latest Project Status:

Last month, the contractor completed the installation of a snow fence to protect elderberry bushes and installed a silt fence in accordance with the Stormwater Pollution Prevention Plan requirements. Additionally, the wet well pit of the pump station has been excavated and the aggregate base has been installed.



Tanks 5 & 12 Recoat & Repairs Project (Project Code 101334)

Expenses	
Project Budget	5,804,000
Encumbered	7,928
Expended	1,946,447
Available	3,849,625

Revenues	
City Funds	5,804,000
Federal Funds	0
State Funds	0
Other Funds	0
Total	0
Received	0

Estimated Completion Date: October 2022

Phase: *Construction Completed!*

Overall Project Details: The City of Modesto periodically schedules recoating of the inside and outside of tanks as part of the routine maintenance of the City's water storage tanks. This project will include the preparation and recoating of Tank 5 located at 2400 Merle Avenue and Tank 12 located at 2616 Elm Avenue.

Latest Project Status:

The contractor installed the manway gaskets for each tank. Within Tank 5, additional touchups were required because of the installation of the gaskets. Additionally, the contractor completed surface treatment at Tank 12 as equipment throughout construction activities damaged the surface outside of the tank.



Transit Center Improvements and Transit Center Addition (Project Codes 101338 & 101339)

Expenses	
Project Budget	6,669,295
Encumbered	2,121,728
Expended	3,951,831
Available	595,736

Revenues	
City Funds	6,669,295
Federal Funds	0
State Funds	0
Other Funds	0
Total	0
Received	0

Estimated Completion Date: Spring 2023

Phase: Construction

Overall Project Details: Improvements to the Transit Center are comprised of diverse building and site upgrades as well as rehabilitation to the historic downtown Transit Center. The historic building will receive repairs and rehabilitation work to the existing historic finishes. New spaces will receive finishes in harmony with the historic character of the original building. The Transit Center Addition will add approximately 540 square feet onto the existing building to accommodate new dispatch space.

Latest Project Status:

The fencing along 9th Street has been completed and new lighting installation has started. On the new building addition, the interior has been taped and mudded in preparation for painting and the exterior was coated. Inside the existing building, the restrooms tile was installed. Phase 4 of the bus shelter has been pressure washed and painted and structural repairs at the west arcade are complete.



Wastewater Building Upgrades (Project Code 101004)

Expenses	
Project Budget	1,272,000
Encumbered	115,912
Expended	977,699
Available	178,390

Revenues	
City Funds	1,272,000
Federal Funds	0
State Funds	0
Other Funds	0
Total	0
Received	0



Estimated Completion Date: Fall 2022

Phase: Construction

Overall Project Details:

This project will provide improvements to three existing buildings at the Jennings Wastewater Treatment Plant. Building work will include demolition and installation of new walls, and roofs. The project also includes a new structure for vehicle parking and a new enclosure for an existing canopy of an existing shop building.

Latest Project Status:

The project is nearly completed and it is in the punch-list stage. The contractor is waiting for two walk-in doors to be delivered for installation. Upon installation of the doors, the project can be closed.



Well 71 Surface Improvements (Project Code 101084)

Expenses	
Project Budget	3,559,536
Encumbered	60,154
Expended	2,968,955
Available	530,426

Revenues	
City Funds	3,559,536
Federal Funds	0
State Funds	0
Other Funds	0
Total	0
Received	0



Estimated Completion Date: December 2022

Phase: *Construction Completed!*

Overall Project Details:

This project will provide site improvements for Well 71 located at 2501 Brenner Way in Modesto. Improvements include a 1,500 gallons-per-minute potable water well, pump house, flush line, and generator. Sub-surface improvements of the well were completed in January 2019.

Latest Project Status:

Start-up testing and commissioning for the entire well site continued through October. Staff is coordinating with the contractor to develop a final punch list of items. Once commissioning is complete water will be sent to the distribution system.



Design Phase

<i>Department</i>	<i>Project Name</i>	<i>Design Amount</i>	<i>Total Project Amount</i>
<i>Community & Economic Development</i>	Bike Trail along MID Canal (Funded by Measure L)	117,222	1,092,054
<i>Community & Economic Development</i>	Claratina - McHenry/Coffee 4 Lane	1,402,167	6,062,911
<i>Community & Economic Development</i>	Claratina Phase 1 – Hetch Hetchy Crossing	200,000	6,270,000
<i>Community & Economic Development</i>	Paradise Road ATP Cycle III (Funded by Measure L)	25,000	25,000
<i>Community & Economic Development</i>	Systemic Safety Analysis Report Program (Funded by Measure L)	250,000	250,000
<i>Community & Economic Development</i>	Tully Road Safety Improvements (Funded by Measure L)	34,538	411,183
<i>Modesto Fire</i>	MFD Station No.1 Roof Replacement	25,000	337,850
<i>Parks, Recreation & Neighborhoods</i>	Carpenter Road Soccer Complex	35,600	1,035,000
<i>Parks, Recreation & Neighborhoods</i>	Cesar E. Chavez Park Renovation	950,000	8,500,000
<i>Parks, Recreation & Neighborhoods</i>	Downey Shade Structure Replacement	25,000	350,000
<i>Parks, Recreation & Neighborhoods</i>	Mary E. Grogan Park Phase 2	329,288	2,963,588
<i>Parks, Recreation & Neighborhoods</i>	Tuolumne River Regional Park (TRRP) Neece Drive Boat Launch	188,000	805,000
<i>Parks, Recreation & Neighborhoods</i>	Tuolumne River Regional Park (TRRP) River Overlook	185,806	849,940
<i>Parks, Recreation & Neighborhoods</i>	Virginia Corridor Phase 7	750,000	4,674,923

Design Phase

<i>Department</i>	<i>Project Name</i>	<i>Design Amount</i>	<i>Total Project Amount</i>
Utilities	Caustic Soda Handling Facility	43,041	3,216,250
Utilities	Facultative Biosolids Removal	16,379	1,650,000
Utilities	Grayson Community Strengthen & Replace Water Mains	59,848	3,550,310
Utilities	Jennings Command Center & Restroom	80,000	700,000
Utilities	La Loma Phase 2C Strengthen & Replace Water Mains	79,319	9,766,552
Utilities	La Loma Phase 3A Strengthen & Replace Water Mains	145,218	6,086,995
Utilities	La Loma Sewer	150,000	4,000,000
Utilities	Sutter Neighborhood Strengthen & Replace Water Mains	139,073	2,149,680
Utilities	Sutter Parking Lot & Security Upgrade	326,004	6,205,176
Utilities	Sutter Trunk Rehabilitation and Reliability	360,308	5,262,011
Utilities	Woodland Lift Station Rehabilitation	70,301	1,543,616

In accordance with the requirements of Title II of the Americans with Disabilities Act (“ADA”) of 1990, the Fair Employment & Housing Act (“FEHA”), the Rehabilitation Act of 1973 (as amended), Government Code section 11135 and other applicable codes, the City of Modesto (“City”) will not discriminate against individuals based on disability in the City’s services, programs, or activities. For more information, please visit the City of Modesto website at <https://www.modestogov.com/865/Americans-with-Disabilities-Act-ADA>