



AUGUST 2023

CITY MANAGER'S UPDATE

Monthly Report
to the City of Modesto
City Council & Community

City Managers Monthly Update



Table of Contents

Grant Applications3

Police Department4

Measure H12

Measure L13

Parks, Recreation &
Neighborhoods.....16

SB 1.....17

Utilities.....18

Design Phase.....28

Council and Community:

In this August edition of my monthly update, I am excited to bring you information on police statistics and capital improvements. Here is a summary of what we have to share:

The latest data from our **Police Department** provides a comprehensive year-to-date analysis that demonstrates remarkable reductions in major crimes, commercial theft, larceny, and robbery. These findings not only highlight our collective efforts towards a safer community but also serve as a testament to the effectiveness of our law enforcement initiatives. Starting on page 3, you will find several pages of tables and graphs to allow you to track the progress of these significant improvements.

Measure H, funded by City taxes, has made a significant impact on the beautification and safety of Pelandale Avenue, spanning from Dale Road to Oakdale Road. This initiative has facilitated the cleanup of vegetation, trash, and debris along the median and shoulder of the road. As a result, these areas have been transformed into well-maintained and aesthetically pleasing spaces, contributing to the overall improvement in appearance and the safety of this important thoroughfare.

On page 18, **Utilities** presents updates on ten ongoing projects, which encompass the Grayson Well 69 project, as well as the Grayson and Sutter Neighborhood Strengthen & Replace Water Mains projects, all of which have reached significant milestones with completion rates ranging from 75% to 85%. Detailed information and visual progress snapshots of these projects can be found within the pages of this report.

As a reminder, Monthly Financials are not provided this month. The months of July and August have multiple journal entries that accrue back into the prior fiscal year which can cause changes in the actual amounts on a weekly basis. Consequently, figures for July and August won't be available until the City Manager's Update for September is published. At that time, we will be able to provide a more comprehensive overview including comparisons of revenue and expense increases and decreases in July, August, and September.

Thank you for taking the time to read this month's update. Your support and involvement make our city a better place for all. Your awareness and involvement are essential as we strive to make our city an even better place to live and thrive.

Sincerely,

A handwritten signature in blue ink that reads "Joseph P. Lopez". The signature is fluid and cursive, written in a professional style.

Joseph P. Lopez
City Manager

Grant Applications and Awards

May / June 2023

Applications

Grant Title	Month	Awarding Agency	City Department/ Division	Grant Application Amount	Grant Application Local Match Amount	Local Match Source
Federal Aviation Administration	Jul-23	Federal Aviation Administration	Public Works	TBD	10%	Airport Operating Funds
State of California Division of Aeronautics Grant Program	Jul-23	State of California Department of Transportation	Public Works	TBD	0	Airport Operating Funds
California Governor's Office of Planning and Research Grant	Aug-23	State of California Governor's Office of Planning and Research	Public Works	TBD	0	N/A
Household Hazardous Waste Grant Program (FY23-24)	Aug-23	CalRecycle	Public Works	\$ 50,000	0	N/A
State of California General Fund Distribution	Aug-23	State of California	Community & Economic Development	\$ 1,000,000	0	N/A
Walmart Community Grant	Aug-23	Walmart	Police	\$ 5,000	0	N/A
				\$ 1,055,000	\$ 0	

Modesto Police Department

Incident Arrest and Crime Statistics

August 2023

ARRESTS AND CITATIONS

MONTH	2021	2022	2023
JANUARY	1523	738	1230
FEBRUARY	1578	921	777
MARCH	1492	988	989
APRIL	1489	853	1151
MAY	1549	1021	1271
JUNE	1555	1079	1102
JULY	1603	1136	979
AUGUST	1380	892	1205
TOTAL	12169	7628	8704

Year to Date Comparison 2022 to 2023

Crime Type	Over/Under	% Change
Major Crime	-375	-13%
Auto Theft	21	4%
Commercial	-19	-9%
Larceny	-245	-25%
Residential	22	12%
Robbery	-43	-22%

MAJOR CRIMES

MONTH	2021	2022	2023
JANUARY	455	407	348
FEBRUARY	421	336	314
MARCH	441	388	295
APRIL	369	363	349
MAY	389	355	313
JUNE	386	379	322
JULY	383	333	308
AUGUST	420	357	294
TOTAL	3264	2918	2543

AUTO THEFT

MONTH	2021	2022	2023
JANUARY	105	70	67
FEBRUARY	82	59	58
MARCH	94	47	65
APRIL	62	58	65
MAY	76	69	57
JUNE	70	59	50
JULY	78	56	70
AUGUST	77	53	60
TOTAL	644	471	492

COMMERCIAL BURGLARY

MONTH	2021	2022	2023
JANUARY	33	43	33
FEBRUARY	32	20	19
MARCH	21	21	14
APRIL	13	23	22
MAY	17	23	29
JUNE	13	31	24
JULY	18	18	29
AUGUST	20	24	14
TOTAL	167	203	184

VEHICLE LARCENY

MONTH	2021	2022	2023
JANUARY	147	138	103
FEBRUARY	138	133	110
MARCH	159	154	87
APRIL	132	120	112
MAY	108	111	73
JUNE	120	119	104
JULY	98	79	74
AUGUST	145	128	74
TOTAL	1047	982	737

RESIDENTIAL BURGLARY

MONTH	2021	2022	2023
JANUARY	32	26	28
FEBRUARY	34	20	13
MARCH	31	18	15
APRIL	19	29	30
MAY	23	21	31
JUNE	21	25	36
JULY	20	22	22
AUGUST	18	20	28
TOTAL	198	181	203

ROBBERIES

MONTH	2021	2022	2023
JANUARY	25	28	22
FEBRUARY	23	21	17
MARCH	21	29	15
APRIL	19	35	25
MAY	21	24	19
JUNE	23	19	17
JULY	23	19	17
AUGUST	22	24	24
TOTAL	177	199	156

Modesto Police Department

Three-Year Crime Trend Comparison 2023

The following charts compare the number of incidents reported to the Modesto Police Department for August 2023 to the 3-year average of 2020-2022. Year-to-year comparisons can result in drastic spikes, which are moderated when periods are averaged. This type of comparison results in a more accurate picture of crime trends and how the City of Modesto is doing this year.

Note: Some categories have a Key Performance Indicator (KPI) line that represents the current reduction goal from the previous year's total. This comparison does not consider the impact any changes in the law may have had.

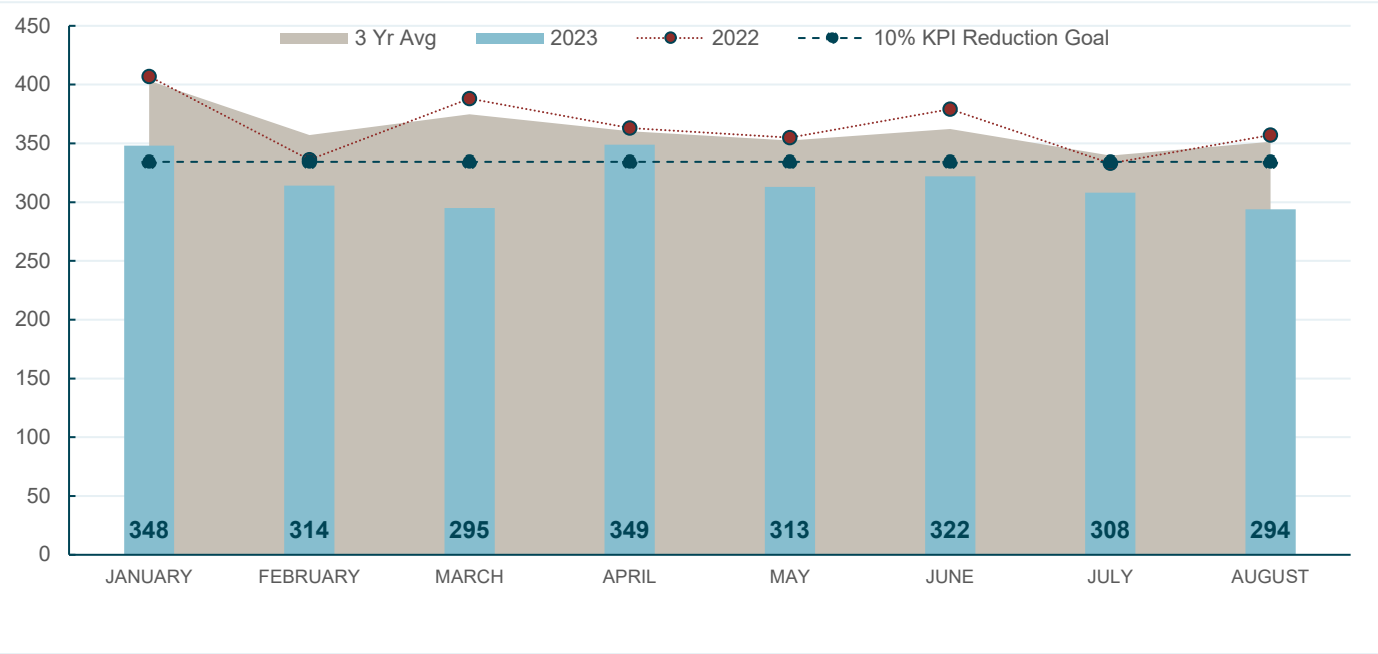
MAJOR CRIMES

2022 to 2023 Comparison

2022	2918
2023	2543
Over/Under	-375
% Change	-13%

KPI Comparison (KPI/2023)

Monthly Goal	334
Monthly Average	365
Year to Date Goal	2,674
Year to Date Actual	2,543
Over/Under KPI Goal	-131
% Over/Under	-4.9%



Modesto Police Department

Three-Year Crime Trend Comparison 2023

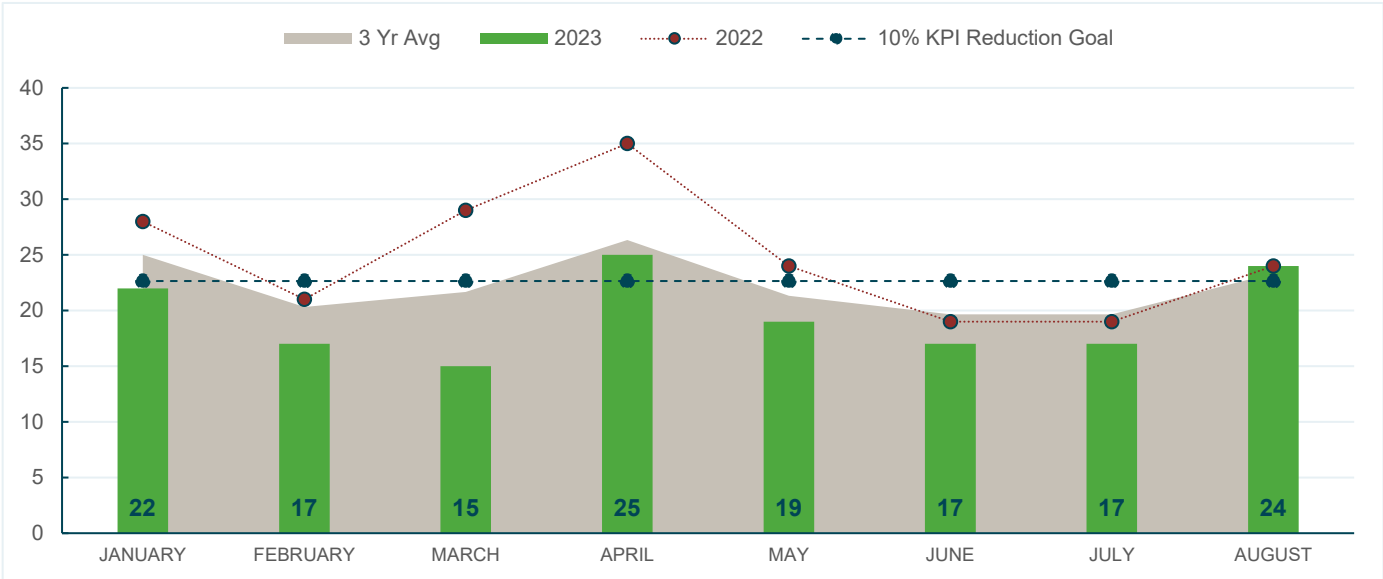
ROBBERIES

2022 to 2023 Comparison

2022	199
2023	156
Over/Under	-43
% Change	-22%

KPI Comparison (KPI/2023)

Monthly Goal	23
Monthly Average	20
Year to Date Goal	181
Year to Date Actual	156
Over/Under KPI Goal	-25
% Over/Under	-13.9%



Modesto Police Department

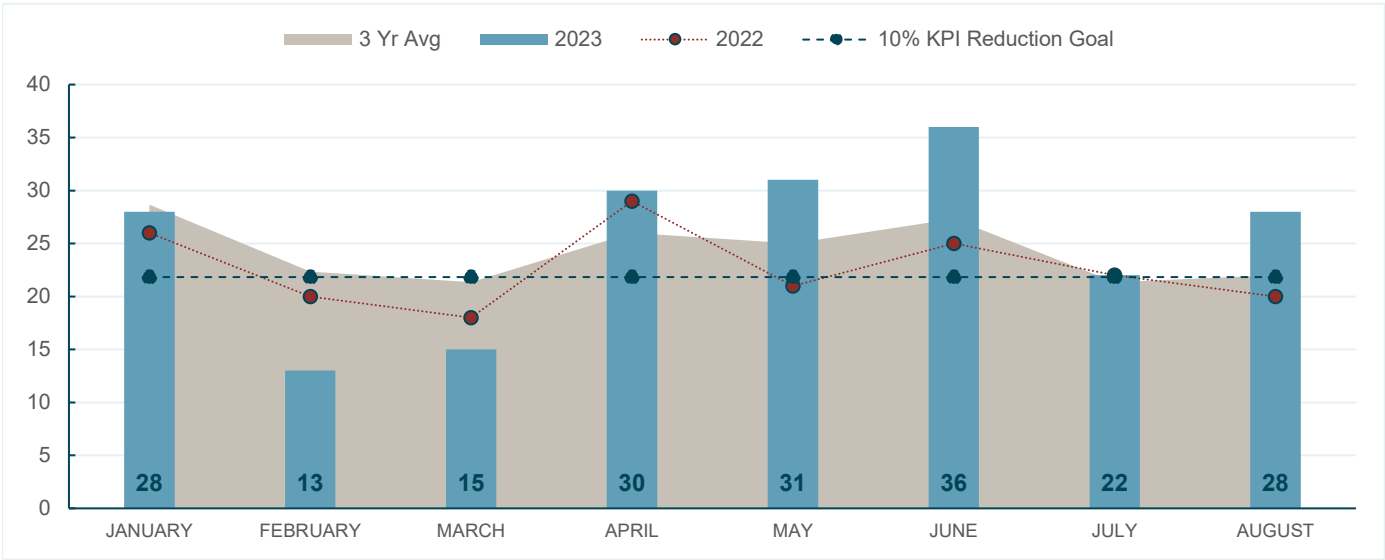
Three-Year Crime Trend Comparison 2023

RESIDENTIAL BURGLARY 2022 to 2023 Comparison

2022	181
2023	203
Over/Under	22
% Change	12%

KPI Comparison (KPI/2023)

Monthly Goal	22
Monthly Average	25
Year to Date Goal	175
Year to Date Actual	203
Over/Under KPI Goal	28
% Over/Under	16.2%



Modesto Police Department

Three-Year Crime Trend Comparison 2023

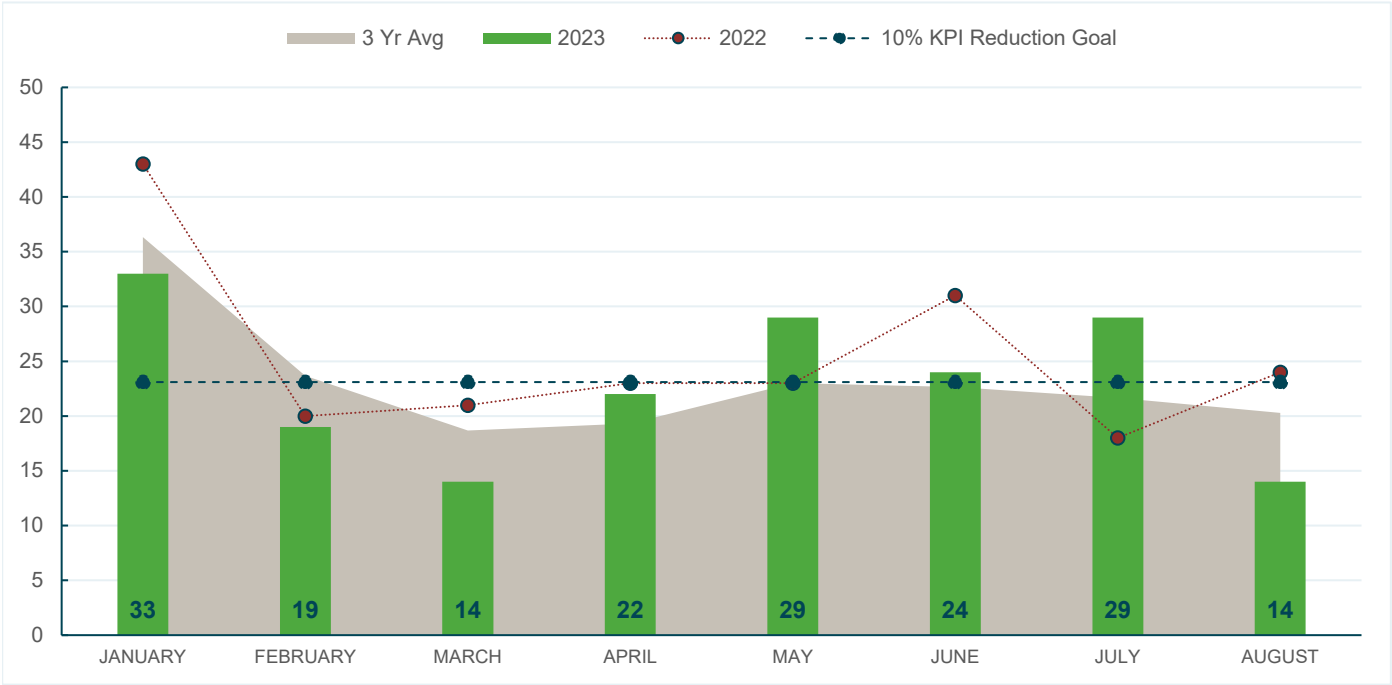
COMMERCIAL BURGLARY

2022 to 2023 Comparison

2022	203
2023	184
Over/Under	-19
% Change	-9%

KPI Comparison (KPI/2023)

Monthly Goal	23
Monthly Average	23
Year to Date Goal	185
Year to Date Actual	184
Over/Under KPI Goal	-1
% Over/Under	-0.4%



Modesto Police Department

Three-Year Crime Trend Comparison 2023

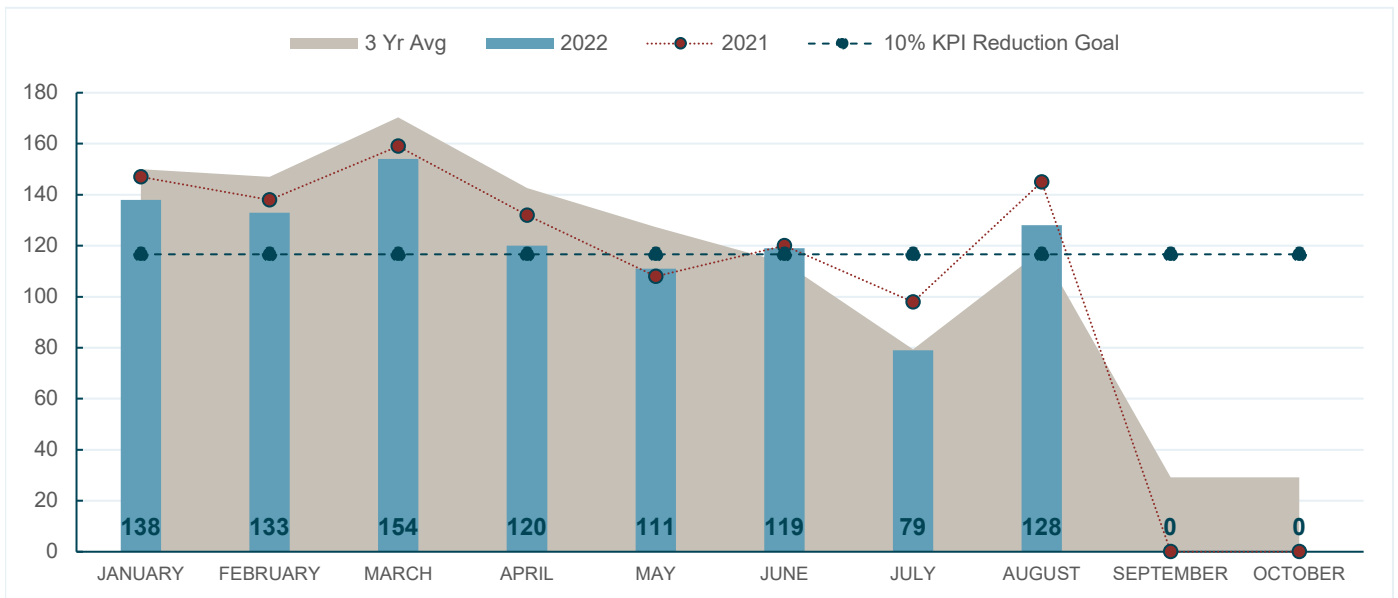
VEHICLE LARCENY

2021 to 2022 Comparison

2021	1047
2022	982
Over/Under	-245
% Change	-25%

KPI Comparison (KPI/2023)

Monthly Goal	117
Monthly Average	98
Year to Date Goal	1,166
Year to Date Actual	982
Over/Under KPI Goal	-184
% Over/Under	-15.8%



Modesto Police Department

Three-Year Crime Trend Comparison 2023

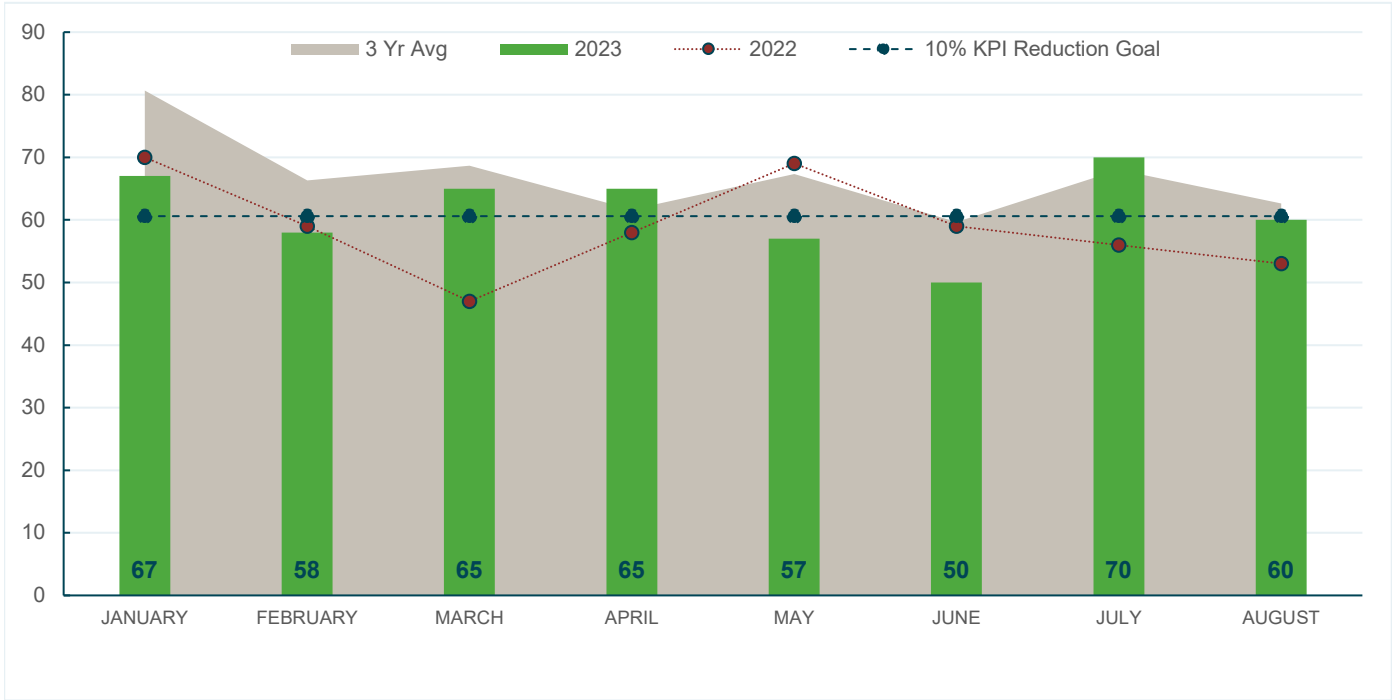
AUTO THEFT

2022 to 2023 Comparison

2022	471
2023	492
Over/Under	21
% Change	4%

KPI Comparison (KPI/2023)

Monthly Goal	61
Monthly Average	62
Year to Date Goal	485
Year to Date Actual	492
Over/Under KPI Goal	7
% Over/Under	1.5%



Modesto Police Department

Three-Year Crime Trend Comparison 2023

The following chart represents quality of life Calls For Service (CFS) initiated by citizens for the City of Modesto. These statistics are generated using Geoshield.

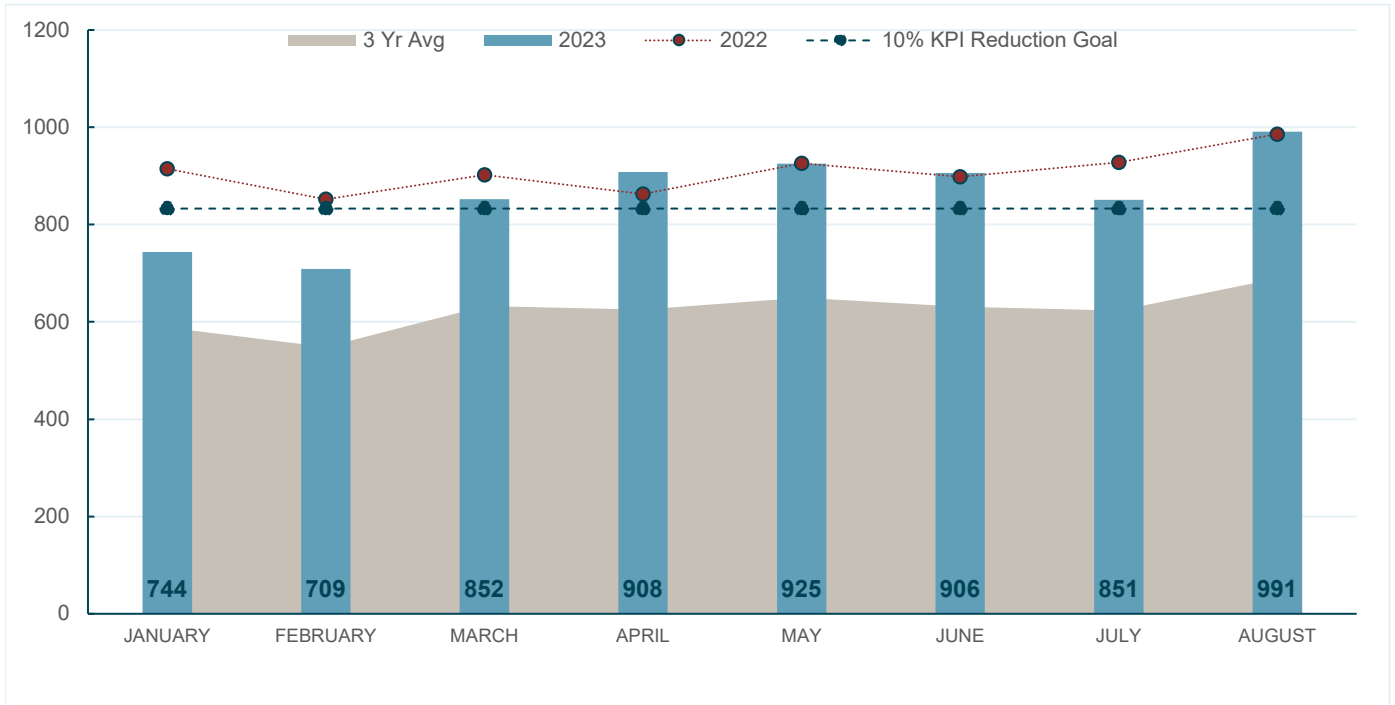
QUALITY OF LIFE (CAD/P911 Only)

2022 to 2023 Comparison

2022	7270
2023	6886
Over/Under	222
% Change	3%

KPI Comparison (KPI/2023)

Monthly Goal	833
Monthly Average	861
Year to Date Goal	6,664
Year to Date Actual	6,886
Over/Under KPI Goal	222
% Over/Under	3%



Measure H Projects

Measure H, the City's voter approved sales tax measure, is already starting to have an impact on general City of Modesto services such as police patrols, gang, drug, and crime prevention; fire protection, paramedic/911 emergency response; addressing homelessness; cleaning-up trash and illegal dumping; keeping streets, parks, sidewalks, landscapes, and infrastructure safe, clean, and well maintained. For more information and updates, visit our website [Paid-for-by-Measure-H](#).



Measure L Projects

Briggsmore Avenue Pavement Rehabilitation

(Project Code 101246)

Expenses	
Project Budget	5,374,090
Encumbered	459,549
Expended	4,530,688
Available	385,873
Revenues	
City Funds	0
Federal Funds	0
State Funds	0
Measure L Funds	5,374,090
Total	5,374,090
Received	0

Estimated Completion Date: Fall 2023

Phase: Construction

Overall Project Details:

This project went out to bid as a multi-project contract, which includes the Orangeburg Avenue Pavement Rehabilitation Project (Code 101248) and the Neighborhood Americans with Disabilities Act (ADA) of 1990 Program Project (Code 101250).

Latest Project Status:

The contractor is installing medians.

Orangeburg Avenue Pavement Rehabilitation

(Project Code 101248)

Expenses	
Project Budget	3,121,267
Encumbered	594,011
Expended	2,409,397
Available	117,858
Revenues	
City Funds	0
Federal Funds	0
State Funds	0
Measure L Funds	3,121,267
Total	3,121,267
Received	0

Estimated Completion Date: Fall 2023

Phase: Construction

Overall Project Details:

This Coffee Road to Oakdale Road project went out to bid as a multi-project contract, which includes the Briggsmore Avenue Pavement Maintenance Project (Code 101246) and the Neighborhood ADA Program Project (Code 101250).

Neighborhood ADA Program Project Before & After



State Route 132 (SR-132) West Expressway

(Project Code 101119)

Expenses	
Project Budget	125,482,720
Encumbered	266,028
Expended	114,083,389
Available	11,133,303
Revenues	
City Funds	0
Federal Funds	0
State Funds	0
Measure L Funds	125,482,720
Total	125,482,720
Received	0

Estimated Completion Date: Summer 2023

Phase: Construction

Overall Project Details:

This project includes construction of an access-controlled, 2-lane expressway along a new alignment south of Kansas Avenue starting from the east side of State Route 99 (SR-99) at the base of the Needham Street Bridge west to Dakota Avenue and along Dakota Avenue to the existing SR-132/Maze Boulevard.

Latest Project Status: August work included the completion of permanent erosion control installation and plant establishment.



Parks, Recreation & Neighborhoods

The Awesome Spot Playground

(Project Code 100984)

Expenses	
Project Budget	615,250
Encumbered	387,779
Expended	229,616
Available	-2,145
Revenues	
City Funds	107,000
Federal Funds	500,000
State Funds	0
Other Funds	8,250
Total	615,250
Received	202,323

Estimated Completion Date: Summer 2024

Phase: Construction

Overall Project Details:

The Awesome Spot Playground Team (TASP) has partnered with the City of Modesto, to design an all-inclusive playground at Beyer Community Park. The playground will feature sensory-integrated playground equipment designed to eliminate social, physical, and cognitive barriers from play.

Latest Project Status:

For the month of August, rough and fine grading has commenced on the footings for the concrete monolithic walls.



SB 1 Project

2023/2024 Slurry/Crack Seal Work

Expenses	
Project Budget	2,171,854
Encumbered	0
Expended	1,634,032
Available	537,822
Revenues	
City Funds	0
Federal Funds	2,171,854
State Funds	0
Other Funds	0
Total	2,171,854
Received	5,414,350 ¹

Estimated Completion Date: October 2023

Phase: 8th Season of Annual Program

Overall Project Details:

The purpose of this program is to maintain and preserve the streets for the City of Modesto by applying Type II slurry made of emulsion oil and aggregate. SB1 funding provides an average of 118 lane miles of residential street preservation each season.

Latest Project Status:

The Streets Division has completed 41.05 lane miles of slurry seal application. A total of 134.24 lane miles has been completed for the 2023 calendar year.



¹ Total Road Maintenance and Rehabilitation Account for all projects

Utilities

Command Center & Restroom at Jennings Wastewater Treatment Plant

(Project Code 101262)

Expenses	
Project Budget	881,619
Encumbered	167,232
Expended	593,963
Available	120,424
Revenues	
City Funds	881,619
Federal Funds	0
State Funds	0
Other Funds	0
Total	0
Received	0

Estimated Completion Date: Winter 2023

Phase: Construction

Overall Project Details:

This project will provide a new concrete masonry unit (CMU) structure at the Jennings Wastewater Treatment Plant for command center applications and a new CMU restroom at the Hawn lift station.

Latest Project Status:

On both CMU structures, the contractor performed electrical and HVAC work and sealed the concrete floors. At the Jennings CMU structure, the concrete exterior slab was poured.



Grayson Well 69 (Replacing Well 274)

(Project Code 101080)

Expenses	
Project Budget	4,238,236
Encumbered	1,166,146
Expended	2,855,338
Available	216,752
Revenues	
City Funds	4,238,236
Federal Funds	0
State Funds	0
Other Funds	0
Total	0
Received	0

Estimated Completion Date: January 2024

Phase: Construction

Overall Project Details:

This project will provide funding for the construction of the surface improvements for the former Well 274 and is intended to limit the amount of treatment and restore the well to its optimum capacity in the town of Grayson. The project will deliver engineering services during construction. Work will include construction of above ground improvements for the well, construction of above well appurtenances, well house, piping, electrical work and infrastructure for a future tank and booster pump.

Latest Project Status:

Construction is 80% complete. Current work in progress includes grinding and forming the curb, gutter, sidewalk, and driveway. We've also implemented rock installation across the site to prevent erosion. Grading for the extension of Mary Street is underway.



Grayson Strengthen & Replace Water Mains

(Project Code 101287)

Expenses	
Project Budget	3,523,000
Encumbered	1,074,440
Expended	1,880,374
Available	568,186
Revenues	
City Funds	3,523,000
Federal Funds	0
State Funds	0
Other Funds	0
Total	0
Received	0

Estimated Completion Date: December 2023

Phase: Construction

Overall Project Details:

This project will rehabilitate approximately 9,428 lineal feet of water mains in the town of Grayson. The water mains bounded by Mary Street to the south, River Road to the west, Minnie Street to the North and Charles Street to the East are old undersized steel which is prone to leaks and low pressure. The project will replace the existing system with City of Modesto standard water mains, valves, and hydrants to improve system reliability, flows and pressures.

Latest Project Status:

Construction is 75% completed. The contractor has performed and passed Bac-T testing and has commenced installation of water services to properties.



Highway Village Strengthen & Replace Water Mains

(Project Code 100846)

Expenses	
Project Budget	5,752,746
Encumbered	1,932,741
Expended	3,210,175
Available	609,831
Revenues	
City Funds	5,752,746
Federal Funds	0
State Funds	0
Other Funds	0
Total	0
Received	0

Estimated Completion Date: November 2023

Phase: Construction

Overall Project Details:

This project will provide funding to replace existing water mains within the Highway Village triangular area generally bounded by Conant Avenue on the East, Rumble Road on the North, and Sisk Road to the Southwest. Existing water mains in this area are old, undersized steel mains which are prone to leaking and low pressures. This project will replace the existing system with City standard water mains, valves, and hydrants to improve system reliability, flows and pressures.

Latest Project Status:

The contractor has completed tie-in connections at Conant Avenue and Budd Street, Conant Avenue and Brenner Way, Sisk Road and Brenner Way, and Sisk Road and Earl Street. Other tie-in connections and service connections are on-going.



La Loma Phase 3A Strengthen & Replace Water Mains

(Project Code 100953)

Expenses	
Project Budget	8,112,021
Encumbered	5,347,230
Expended	1,291,004
Available	1,473,787
Revenues	
City Funds	8,112,021
Federal Funds	0
State Funds	0
Other Funds	0
Total	0
Received	0

Estimated Completion Date: March 2024

Phase: Construction

Overall Project Details:

This project will replace approximately 19,200 lineal feet of aged existing water mains within the La Loma Neighborhood generally bounded by Trask Lane on the east, Encina Avenue on the north, El Vista Avenue on the west, and Yosemite Boulevard on the south. Existing water mains in this area are old, undersized steel mains which are prone to leaking and low pressures. This project will replace the existing system with City standard water mains, valves, and hydrants to improve system reliability, flows and pressures.

Latest Project Status:

Construction is 35% completed. Installation of the water main line has been completed on Trask Lane to Roble Avenue and installation of water main fire hydrant runs have been completed on Roble Avenue, Viola Street and Cloverdale Avenue.



River Trunk Realignment – Gravity System

(Project Code 101290)

Expenses	
Project Budget	27,162,749
Encumbered	9,816,666
Expended	14,563,417
Available	2,782,666
Revenues	
City Funds	27,162,749
Federal Funds	0
State Funds	0
Other Funds	0
Total	0
Received	0

Estimated Completion Date: Summer 2024

Phase: Construction

Overall Project Details:

The project was created to address the flow capacity deficiencies and aging infrastructure for the river trunk. The gravity system is phase two of the three phase realignment project. It consists of over 9,000 linear feet of large diameter gravity sewer pipe, and adjacent water main rehabilitation on Colorado Avenue.

Latest Project Status:

In August, the contractor made significant progress with the installation of the 54-inch fiberglass reinforced polymer mortar pipe sewer trunk beneath Colorado Avenue. Simultaneously, close attention was paid to monitoring vibrations during the shoring installation process. Work was undertaken on the junction structure at the intersection of Colorado and Garden Avenue. In addition to the sewer trunk progress, numerous manholes were successfully installed, and headway was made installing fiber optic conduits.



River Trunk Realignment – Shackelford Pump

(Project Code 101291)

Expenses	
Project Budget	14,593,613
Encumbered	3,839,470
Expended	9,063,286
Available	1,690,857
Revenues	
City Funds	14,593,613
Federal Funds	0
State Funds	0
Other Funds	0
Total	0
Received	0

Estimated Completion Date: Spring 2024

Phase: Construction

Overall Project Details:

The River Trunk Realignment Shackelford Pump Station Project will redirect flow from the existing river trunk line to the new river trunk line that is going to be installed along Colorado Avenue as a part of the Gravity System project which is currently under construction. The project will also incorporate a gravity line from Neece Drive to the new river trunk and plug the line that goes into the existing river trunk line. The wastewater from the Dryden Golf Course clubhouse will also be brought into the new river trunk line under this project.

Latest Project Status:

At the electrical building, the rebar was installed for the CMU wall, and CMU units were positioned to receive the grout pour. Over at the dry vault, the piping and valves were installed. At the golf course site, the 18-inch force main line was successfully installed.

Sonoma Trunk Extension, Lift Station and Water Main Upgrade

(Project Code 100535/101367)

Expenses	
Project Budget	10,654,360
Encumbered	5,540,968
Expended	4,078,274
Available	1,035,118
Revenues	
City Funds	10,654,360
Federal Funds	0
State Funds	0
Other Funds	0
Total	0
Received	0

Estimated Completion Date: Spring 2024

Phase: Construction

Overall Project Details:

This project will provide new gravity sewer mains that will serve existing and future developments. These developments include Oakdale Road from Post Office Drive to Mable Avenue; Sylvan Avenue from Oakdale Road to East of Lydia Lane; and the entire length of Lydia Lane.

Also included is a new Lift Station and associated sitework on Sylvan Avenue just east of Lydia Lane and a new force main connecting the Lift Station with the existing Sonoma Trunk; a new stormwater filtration and retention system on Sylvan Avenue; and new water main upgrades on Sylvan Avenue from Oakdale Road to Aria Way and on the entirety of Lydia Lane.

Latest Project Status:

Over the course of the previous month, the contractor poured new concrete for ADA ramps, segments of sidewalk, curb, and gutter, along with the installation of water services on Lydia Avenue. In addition, initial sewer main installation and the placement of manholes on Oakdale Road was completed.





Sutter Neighborhood Strengthen & Replace Water Mains

(Project Code 101154)

Expenses	
Project Budget	2,935,500
Encumbered	1,091,871
Expended	1,429,128
Available	414,501
Revenues	
City Funds	2,935,500
Federal Funds	0
State Funds	0
Other Funds	0
Total	0
Received	0

Estimated Completion Date: January 2024

Phase: Construction

Overall Project Details:

This project will replace approximately 5,072 lineal feet of aged existing water mains within Stanislaus County, generally bounded by Sunset Avenue on the east, Rouse Avenue to the north, Sutter Avenue on the west, and Pelton Avenue on the south. Existing water mains in this area are undersized steel mains which are prone to leaking and low pressures. This project will replace the existing system with City standard water mains, valves and hydrants to improve system reliability, flows and pressures.

Latest Project Status:

Construction is 85% completed. Water main pipe and service line installation is complete.



Design Phase

<i>Department</i>	<i>Project Name</i>	<i>Design Amount</i>	<i>Total Project Amount</i>
<i>Community & Economic Development</i>	<i>Bike Trail along MID Canal (Funded by Measure L)</i>	117,222	1,092,054
<i>Community & Economic Development</i>	<i>Claratina - McHenry/Coffee 4 Lane</i>	1,402,167	6,062,911
<i>Community & Economic Development</i>	<i>Claratina Phase 1 – Hetch Hetchy Crossing</i>	200,000	6,270,000
<i>Community & Economic Development</i>	<i>Paradise Road ATP Cycle III (Funded by Measure L)</i>	25,000	25,000
<i>Community & Economic Development</i>	<i>Systemic Safety Analysis Report Program (Funded by Measure L)</i>	250,000	250,000
<i>Community & Economic Development</i>	<i>Tully Road Safety Improvements (Funded by Measure L)</i>	34,538	411,183
<i>Modesto Fire</i>	<i>MFD Station No.1 Roof Replacement</i>	25,000	337,850
<i>Parks, Recreation & Neighborhoods</i>	<i>Cesar E. Chavez Park Renovation</i>	950,000	9,700,000
<i>Parks, Recreation & Neighborhoods</i>	<i>Downey Shade Structure & Parking Lot Replacement</i>	50,000	600,000
<i>Parks, Recreation & Neighborhoods</i>	<i>Dr. Martin Luther King Jr. Park Renovation</i>	900,000	8,850,000
<i>Parks, Recreation & Neighborhoods</i>	<i>Dry Creek Connection to Tuolumne River Regional Park (TRRP) Trail</i>	600,000	5,000,000
<i>Parks, Recreation & Neighborhoods</i>	<i>Dryden Golf Course Clubhouse Reconstruction</i>	400,000	4,500,000
<i>Parks, Recreation & Neighborhoods</i>	<i>Mary E. Grogan Park Phase 2</i>	365,000	3,963,588
<i>Parks, Recreation & Neighborhoods</i>	<i>TRRP Master Plan Update</i>	350,000	TBD
<i>Parks, Recreation & Neighborhoods</i>	<i>TRRP Neece Drive Boat Launch</i>	250,613	999,940
<i>Parks, Recreation & Neighborhoods</i>	<i>TRRP River Overlook</i>	220,806	999,940
<i>Parks, Recreation & Neighborhoods</i>	<i>TRRP Riverwalk Trail - Gateway to Legion Park</i>	600,000	6,590,000
<i>Parks, Recreation & Neighborhoods</i>	<i>TRRP Riverwalk Trail - Gateway to Neece Drive</i>	400,000	3,118,885
<i>Parks, Recreation & Neighborhoods</i>	<i>Virginia Corridor Phase 7</i>	775,000	7,106,737

Design Phase

<i>Department</i>	<i>Project Name</i>	<i>Design Amount</i>	<i>Total Project Amount</i>
<i>Utilities</i>	<i>2020-2021 Sewer Line Replacement</i>	75,000	1,500,000
<i>Utilities</i>	<i>Caustic Soda Handling Facility</i>	812,000	4,000,000
<i>Utilities</i>	<i>Empire Yosemite Boulevard Strengthen & Replace Water Main Crossings</i>	28,651	997,452
<i>Utilities</i>	<i>J.M. Pike Park Neighborhood Strengthen & Replace Water Mains</i>	685,427	4,500,000
<i>Utilities</i>	<i>J.M. Pike Stormwater to Sanitary Cross Connection Removal</i>	639,500	32,000,000
<i>Utilities</i>	<i>Jennings Well Treatment Improvements</i>	320,000	1,500,000
<i>Utilities</i>	<i>Sutter Neighborhood Strengthen & Replace Water Mains</i>	172,018	2,935,500
<i>Utilities</i>	<i>Sutter Parking Lot & Security Upgrade</i>	326,004	6,205,176
<i>Utilities</i>	<i>Wells 40,41 & 265 Flush Lines</i>	250,000	2,500,000
<i>Utilities</i>	<i>Well 312 Treatment System & Flush Lines</i>	70,661	2,500,000
<i>Utilities</i>	<i>West Trunk Rehabilitation</i>	1,300,000	15,000,000
<i>Utilities</i>	<i>Woodland Lift Station Rehabilitation</i>	70,301	1,543,616
<i>Utilities</i>	<i>Yosemite Transmission Main</i>	1,248,191	17,400,000

In accordance with the requirements of Title II of the Americans with Disabilities Act ("ADA") of 1990, the Fair Employment & Housing Act ("FEHA"), the Rehabilitation Act of 1973 (as amended), Government Code section 11135 and other applicable codes, the City of Modesto ("City") will not discriminate against individuals based on disability in the City's services, programs, or activities. For more information, please visit the City of Modesto website at <https://www.modestogov.com/865/Americans-with-Disabilities-Act-ADA>.