



SEPTEMBER 2023

CITY MANAGER'S UPDATE

Monthly Report
to the City of Modesto
City Council & Community

City Managers Monthly Update



Table of Contents

Monthly Financials3

Awards9

Measure H10

Measure L11

Parks, Recreation &
Neighborhoods.....13

SB 1.....16

Utilities.....17

Design Phase.....28

Council and Community:

We are thrilled to bring you the latest news and updates from the City of Modesto. This month has seen significant progress on several key initiatives, and we are excited to share the latest developments with you.

From July to September, the City received \$17.7M in revenues (9.8% of budget), \$400k more than the previous fiscal year. In September, we received \$3.28M in Sales Tax and \$3.46M in Utility Users Tax. During the same period, the City spent \$56.9M (28.1% of budget) in General Fund dollars, an increase of \$23.8M from last year. This increase is primarily due to paying the Unfunded Accrued Liability pension cost of \$21.39M for the fiscal year. The **Financials** begin on page 6.

Thanks to the support of **Measure L**, we've made great strides in improving the accessibility and safety of our city. This funding allowed us to install Americans with Disabilities Act (ADA) of 1990 compliant ramps along with new pavement and striping on Briggsmore Avenue, Orangeburg Avenue and various locations throughout Modesto to create smoother, safer, and more efficient roadways. More on page 11.

On page 18, **Parks, Recreation & Neighborhoods** is excited to announce a new project to install a boat launch at Tuolumne River Regional Park, complete with an access road, parking lot, and walking paths. This initiative is set to enhance our recreational experiences and make enjoying our beautiful natural surroundings even easier. Stay tuned for updates on this development!

Public Works reports on the annual slurry seal program which is a critical component of our commitment to maintaining our city's roads and infrastructure. In 2023, we are proud to report that we have completed 159 lane miles across our city. This program, funded by SB1, not only enhances the quality of our roads but also contributes to overall safety. See page 16.

I'd like to thank all those involved in these initiatives. As we continue to work toward making our city an even better place to live, we encourage you to stay informed. Your feedback and engagement are invaluable in shaping the future of Modesto. Stay tuned for more updates in the coming months as we strive to make Modesto an even more vibrant and welcoming community for all.

Sincerely,

Joseph P. Lopez
City Manager

Fiscal Year 2023-24

July through September Financial Report

City of Modesto, California
Through September 30, 2023*

General Fund Overview

	Monthly Actuals Received/ Expended	Monthly % of Total Budget	YTD Actuals	2023-24 Operating Budget	% of Total Budget Received/ Expended
Revenues	\$ 17,679,023	9.8%	\$ 17,679,023	\$ 180,165,815	9.8%
Expenditures	\$ 56,890,672	28.1%	\$ 56,890,672	\$ 202,156,976	28.1%
Revenue Over Expenditure Variance	\$ (39,211,649)		\$ (39,211,649)	\$ (21,991,161)	

Summary

Revenue Overview

In the months of July through September, the City received revenues in the amount of \$17.7M (9.8% of budget). These revenue receipts are \$400k more than the amount received in the same month last fiscal year. The amount received in September was mainly driven by the receipt of the first payment of Sales Tax receipts for the current fiscal year in the amount of \$3.28M and the receipts of Utility Users Tax in the amount of \$3.46M.

Fiscal Year 2023-24 includes the fifth year of the Oakdale Fire Service contract which has fiscal-year-to-date revenues of \$1.13M. This is the third year of Fire Service Contracts for City of Ceres, City of Turlock, and Stanislaus Consolidated. Fiscal-year-to-date revenue for City of Ceres is \$1.86M, City of Turlock is \$79K, and revenue for Stanislaus Consolidated is \$93K. The City is now entering the second year for the Fire Service Contract with the City of Salida with fiscal-year-to-date revenue of \$452K.

Expenditure Overview

In the months of July through September, the City has expended \$56.9M (28.1% of budget) in General Fund dollars. These expenditures are \$23.8M more than the amount spent in the same month last year. This is mainly a result of the Unfunded Accrued Liability pension cost already being paid out for the fiscal year in the amount of \$21.39M. At the same time in the prior fiscal year, this large lump sum payment had not yet been paid out for the year.

Fiscal Year 2022-23 includes the fifth year of the Oakdale Fire Service contract which has a fiscal-year-to-date expenditure of \$1.5M. This is the third year of Fire Service Contracts for City of Ceres, City of Turlock, and Stanislaus Consolidated. Fiscal-year-to-date expenditure for City of Ceres is \$1.96M, City of Turlock is \$95K, and expenditure for Stanislaus Consolidated is \$165K. The City is also entering the second year of the Council approved Fire Service Contract with the City of Salida with a fiscal-year-to-date expenditure of \$528K.

The majority of departmental expenditures that occurred during this period originated from the Public Safety Departments (\$46.7M of the total \$56.9M) and were mainly related to salary and benefit charges. The salary and benefit expenses for the Police and Fire Departments totaled \$41M. All remaining salary and benefit expenditures from General Fund departments totaled \$6.8M, for a total salary and benefit expenditure of \$47.8M.

Fiscal Year 2023-24

July through September Financial Report

City of Modesto, California
Through September 30, 2023*

General Fund Revenues Overview

Revenue Category	Monthly Actuals Received	Monthly % of Total Budget	YTD Actuals	2022-24 Operating Budget	% of Total Budget Received
1 Property Tax - Property	61,498	0.3%	61,498	21,948,430	0.3%
2 Property Tax - VLF Swap	0	0.0%	0	21,637,453	0.0%
3 Sales Tax	3,280,604	7.9%	3,280,604	41,706,191	7.9%
4 Utility Users Tax	3,458,877	16.1%	3,458,877	21,546,214	16.1%
5 Business License/Mill Tax	1,201,623	7.2%	1,201,623	16,594,603	7.2%
6 Franchise Fees	34,534	0.6%	34,534	5,582,755	0.6%
7 Transient Occupancy Tax	550,309	15.0%	550,309	3,680,000	15.0%
8 Construction Revenues	685,578	27.1%	685,578	2,533,654	27.1%
9 Departmental Revenues	7,772,003	19.5%	7,772,003	39,917,875	19.5%
10 Motor Vehicle Fees	93,642	24.0%	93,642	390,000	24.0%
11 Cannabis Tax	540,355	13.5%	540,355	4,000,000	13.5%
12 Transfers In	0	0.0%	0	628,640	0.0%
Total	17,679,023	9.8%	17,679,023	180,165,815	9.8%

Monthly Actuals Notes

- 1 **Property Tax - Property** - The City will receive the large payments for property tax in two installments during the fiscal year. Payments will be received in the December/January and May/June time periods.
- 2 **Property Tax - VLF Swap** - The City will receive the large payments for property tax in two installments during the fiscal year. Payments will be received in the December/January and May/June time periods.
- 3 **Sales Tax** - The City received payment in the amount of \$3.28M. This payment is \$60K less than the amount received in the same period last year.
- 4 **Utility Users Tax** - The City received payment in the amount of \$3.46M. This payment is \$199K less than the amount received in the same month last year.
- 5 **Business License/Mill Tax** - The City received payment in the amount of \$1.2M. This payment is \$34K less than the amount received in the same month last fiscal year.
- 9 **Departmental Revenues** - The City received Departmental revenues in the amount of \$7.8M. These revenues are \$1.2M higher than the revenues received in the same month in the previous fiscal year.
- 11 **Cannabis Tax** - The City received payment in the amount of \$540K in the period from July through September. This amount is \$300K less than the amount received in the same month in the prior fiscal year.
- 12 **Transfers In** - Majority of the transfers are typically processed at the end of June and continued to be processed through fiscal year-end.

Fiscal Year 2023-24

July through September Financial Report

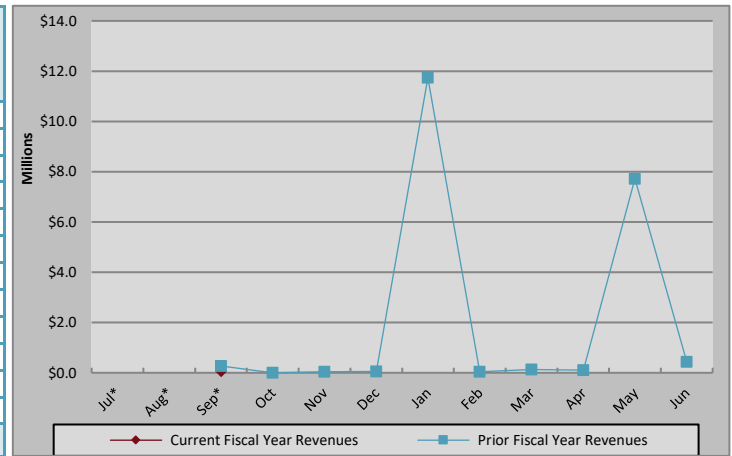
City of Modesto, California
Through September 30, 2023*

General Fund Revenue Overview

GENERAL FUND MAJOR REVENUE SOURCES

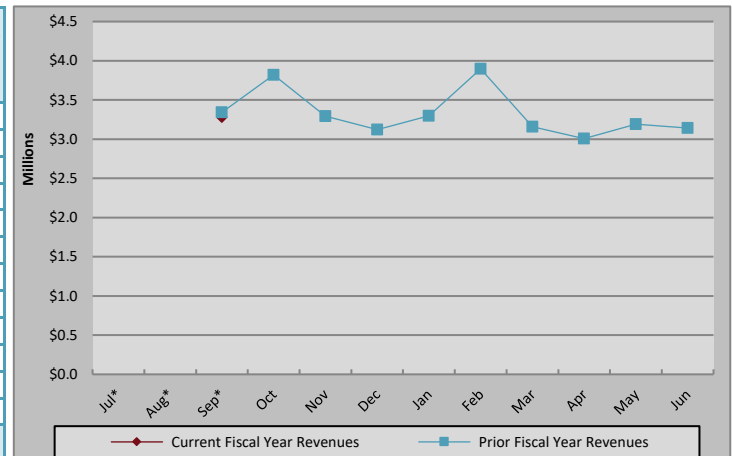
Property Tax - Property

	Current Fiscal Year Revenues	Prior Fiscal Year Revenues	Year-over-Year Variance
July*			
August*			
September*	\$ 61,498	\$ 272,778	\$ (211,280)
October		\$ -	
November		\$ 42,955	
December		\$ 54,808	
January		\$ 11,735,594	
February		\$ 43,059	
March		\$ 133,141	
April		\$ 109,525	
May		\$ 7,718,429	
June		\$ 436,735	
Totals	\$ 61,498	\$ 20,547,024	\$ (211,280)



Sales Tax

	Current Fiscal Year Revenues	Prior Fiscal Year Revenues	Year-over-Year Variance
July*			
August*			
September*	\$ 3,280,604	\$ 3,340,293	\$ (59,689)
October		\$ 3,821,572	
November		\$ 3,293,145	
December		\$ 3,121,510	
January		\$ 3,298,172	
February		\$ 3,896,355	
March		\$ 3,158,988	
April		\$ 3,006,803	
May		\$ 3,189,158	
June		\$ 3,143,486	
Totals	\$ 3,280,604	\$ 33,269,482	\$ (59,689)



*Accrual reversals occur in July, August, and September. To address this, July and August revenues are reported in September.

Fiscal Year 2023-24

July through September Financial Report

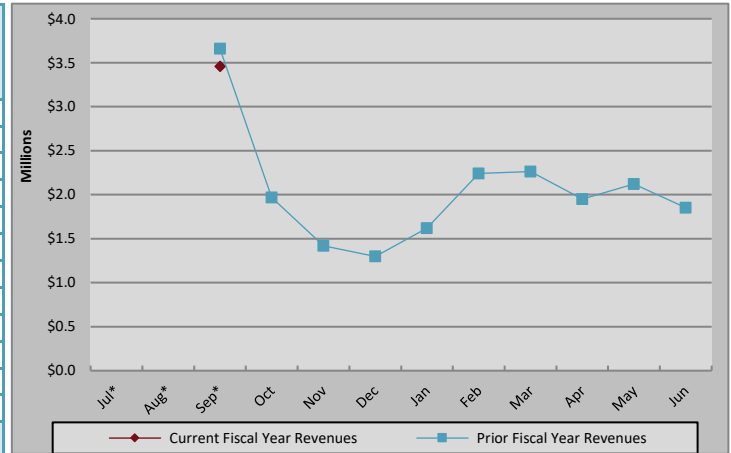
City of Modesto, California
Through September 30, 2023*

General Fund Revenue Overview

GENERAL FUND MAJOR REVENUE SOURCES

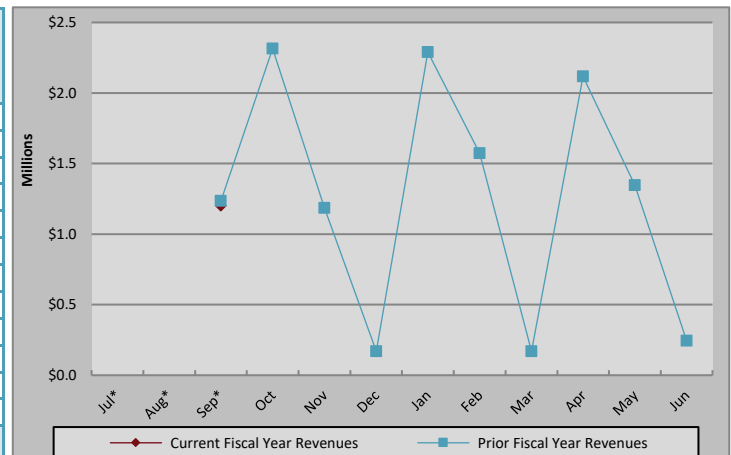
Utility Users Tax

	Current Fiscal Year Revenues	Prior Fiscal Year Revenues	Year-over-Year Variance
July*			
August*			
September*	\$ 3,458,877	\$ 3,658,357	\$ (199,480)
October		\$ 1,967,603	
November		\$ 1,419,480	
December		\$ 1,298,055	
January		\$ 1,617,829	
February		\$ 2,241,515	
March		\$ 2,265,013	
April		\$ 1,951,527	
May		\$ 2,120,326	
June		\$ 1,852,874	
Totals	\$ 3,458,877	\$ 20,392,579	\$ (199,480)



Business License/Mill Tax

	Current Fiscal Year Revenues	Prior Fiscal Year Revenues	Year-over-Year Variance
July*			
August*			
September*	\$ 1,201,623	\$ 1,235,260	\$ (33,637)
October		\$ 2,314,658	
November		\$ 1,185,200	
December		\$ 169,432	
January		\$ 2,290,421	
February		\$ 1,573,991	
March		\$ 169,433	
April		\$ 2,116,546	
May		\$ 1,345,414	
June		\$ 245,015	
Totals	\$ 1,201,623	\$ 12,645,370	\$ (33,637)



*Accrual reversals occur in July, August, and September. To address this, July and August revenues are reported in September.

Fiscal Year 2023-24

July through September Financial Report

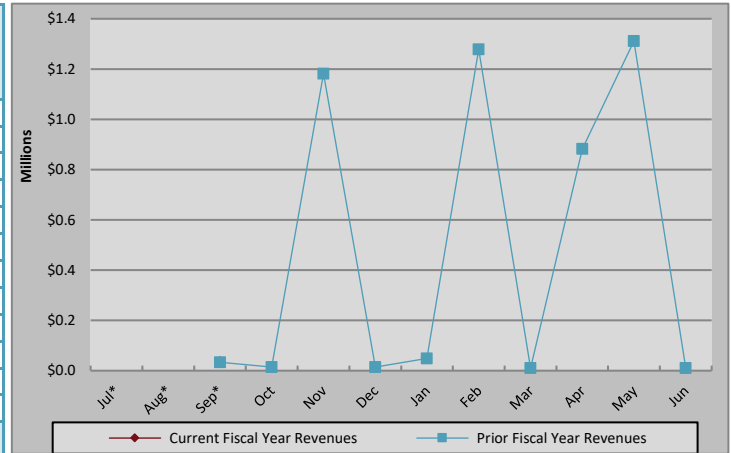
City of Modesto, California
Through September 30, 2023*

General Fund Revenue Overview

GENERAL FUND MAJOR REVENUE SOURCES

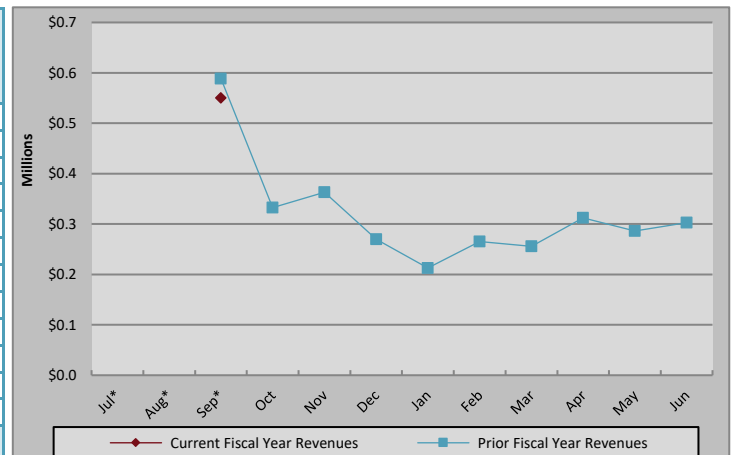
Franchise Fees

	Current Fiscal Year Revenues	Prior Fiscal Year Revenues	Year-over-Year Variance
July*			
August*			
September*	\$ 34,534	\$ 33,458	\$ 1,076
October		\$ 13,980	
November		\$ 1,181,383	
December		\$ 14,248	
January		\$ 48,899	
February		\$ 1,278,500	
March		\$ 10,050	
April		\$ 883,096	
May		\$ 1,311,048	
June		\$ 10,918	
Totals	\$ 34,534	\$ 4,785,580	\$ 1,076



Transient Occupancy Tax

	Current Fiscal Year Revenues	Prior Fiscal Year Revenues	Year-over-Year Variance
July*			
August*			
September*	\$ 550,309	\$ 588,721	\$ (38,412)
October		\$ 332,331	
November		\$ 362,926	
December		\$ 269,625	
January		\$ 212,786	
February		\$ 265,299	
March		\$ 255,665	
April		\$ 312,333	
May		\$ 285,986	
June		\$ 302,990	
Totals	\$ 550,309	\$ 3,188,662	\$ (38,412)



*Accrual reversals occur in July, August, and September. To address this, July and August revenues are reported in September.

Fiscal Year 2023-24

July through September Financial Report

City of Modesto, California
Through September 30, 2023*

General Fund Expenditures Overview

Department	Monthly Actuals Expended	Monthly % of Total Budget	YTD Actuals	2022-23 Operating Budget	% of Total Budget Expended
1 City Council	153,960	29.1%	153,960	529,831	29.1%
2 City Manager's Office	1,087,662	28.5%	1,087,662	3,816,078	28.5%
3 City Attorney's Office	370,406	18.5%	370,406	2,000,725	18.5%
4 City Clerk's Office	194,901	20.6%	194,901	947,241	20.6%
5 Office of the City Auditor	114,060	17.7%	114,060	644,353	17.7%
6 Finance Department	1,682,623	26.7%	1,682,623	6,291,973	26.7%
7 Community & Economic Development	1,426,022	23.7%	1,426,022	6,012,432	23.7%
8 Engineering Department	301,980	24.1%	301,980	1,254,560	24.1%
9 Human Resources Department	552,844	28.9%	552,844	1,916,205	28.9%
10 Fire Department	21,525,270	33.2%	21,525,270	64,914,818	33.2%
11 Police Department	25,174,009	29.4%	25,174,009	85,706,476	29.4%
12 Parks, Recreation & Neighborhoods	4,284,988	24.3%	4,284,988	17,637,176	24.3%
13 Public Works Department	135	N/A	135	0	N/A
14 Non-Departmental	21,812	4.6%	21,812	473,400	4.6%
15 Transfers Out	0	0.0%	0	10,011,708	0.0%
Total	56,890,672	28.1%	56,890,672	202,156,976	28.1%

Monthly Actuals Notes

- 1 City Council - The City Council had a total of \$153K in expenditures in the months of July through September. \$114K of the expenditures were from salary and benefit expense, \$25.6K were for internal service fund changes, and \$14K were for discretionary expenses.
- 2 City Manager's Office - The City Manager's Office had a total of \$1.09M in expenditures in the months of July through September. \$788K of the expenditures were from salary and benefit expense, \$51.9K were for internal service fund changes, and \$248K were for discretionary expenses. There was also \$232 received as an offsetting expense for direct charge revenue.
- 3 City Attorney's Office - The City Attorney's Office had a total of \$370K in expenditures in the months of July through September. \$223K of the expenditures were from salary and benefit expense, \$32.3K were for internal service fund changes, and \$115K were for discretionary expenses.
- 6 Finance Department - The Finance Department had a total of \$1.68M in expenditures in the months of July through September. \$1.3M of the expenditures were from salary and benefit expense, \$126K were for internal service fund changes, and \$256K were for discretionary expenses. There was also \$13K received as an offsetting expense for direct charge revenue.
- 7 Community & Economic Development (CED) - CED had a total of \$1.43M in expenditures in the months of July through September. \$1.1M of the expenditures were from salary and benefit expense, \$158K were for internal service fund changes, and \$219K were for discretionary expenses. There was also \$43K received as an offsetting expense for direct charge revenue.
- 10 Fire Department - The Fire Department had a total of \$21.5M in expenditures in the months of July through September. \$19.7M of the expenditures were from salary and benefit expense, \$571K were for internal service fund changes, and \$1.2M were for discretionary expenses.
- 11 Police Department - The Police Department had a total of \$25.2M in expenditures in the months of July through September. \$21.3M of the expenditures were from salary and benefit expense, \$1.44M were for internal service fund changes, and \$2.5M were for discretionary expenses. There was also \$93K received as an offsetting expense for direct charge revenue.

Awards




Homekey

Bringing California Home

The City of Modesto in partnership with RH Community Builders and UPholdings are thrilled to announce the award of \$16,059,562 from the State Homekey Round 3 for the conversion of 710 N. 9th Street into vital permanent supportive housing. This project is a significant step in the City's ongoing commitment to addressing homelessness and providing housing solutions for our vulnerable homeless population. One of the core initiatives of the City's Community Development Division is to encourage, fund, and support the development of Affordable Housing within the City of Modesto.

"Affordable housing is a fundamental component of any strategy to combat homelessness. Homekey Project 3 helps us to provide stable housing which can significantly improve the lives of individuals and families in need.", said Jessica Hill, Director of Community and Economic Development. "This project would not be possible without our service providers County Behavioral Health and Recovery Services, Aspiranet and Center for Human Services."

Homekey, a state program designed to prevent homelessness by rapidly re-housing individuals through coordinated services, will provide critical funding for the rehabilitation of the Traveler's Motel. ***The project will result in a 55-unit permanent supportive housing facility, with 38 units dedicated to serving youth experiencing homelessness and 16 units for the general homeless population.*** These units will offer on-site services, including case management, peer support, mental health services, and connections to community healthcare providers.



Katie Wilbur, Executive Director of RH Community Builders conveyed her support by saying, "RH Community Builders believes in crafting compassion and constructing hope to assist with ending homelessness in the Central Valley through our partnership with the City of Modesto and UPholdings, we are one step closer today."

Jessica Hoff Berzac, President and Principal at UPholdings stated, "The unprecedented outcomes made available to the Central Valley through Homekey 3 are the result of the tireless work by those who believe in the right of housing for everyone." She further added, "We are excited to work in Modesto with such committed partners to create a safe, healthy foundation of housing coupled with the supportive services needed for residents to achieve their goals."

Measure H Projects

Measure H, the City's voter approved sales tax measure, is already starting to have an impact on general City of Modesto services such as police patrols, gang, drug, and crime prevention; fire protection, paramedic/911 emergency response; addressing homelessness; cleaning-up trash and illegal dumping; keeping streets, parks, sidewalks, landscapes, and infrastructure safe, clean, and well maintained. For more information and updates, visit our website [Paid-for-by-Measure-H](#).



Measure L Projects

Briggsmore Avenue Pavement Rehabilitation

(Project Code 101246)

Expenses	
Project Budget	5,374,090
Encumbered	121,888
Expended	4,867,457
Available	384,745
Revenues	
City Funds	0
Federal Funds	0
State Funds	0
Measure L Funds	5,374,090
Total	5,374,090
Received	0

Estimated Completion Date: Fall 2023

Phase: Construction Complete!

Overall Project Details:

This project went out to bid as a multi-project contract, which includes the Orangeburg Avenue Pavement Rehabilitation Project (Code 101248) and the Neighborhood Americans with Disabilities Act (ADA) of 1990 Program Project (Code 101250).

Orangeburg Avenue Pavement Rehabilitation

(Project Code 101248)

Expenses	
Project Budget	3,121,267
Encumbered	434,823
Expended	2,599,638
Available	86,807
Revenues	
City Funds	0
Federal Funds	0
State Funds	0
Measure L Funds	3,121,267
Total	3,121,267
Received	0

Estimated Completion Date: Fall 2023

Phase: Construction Complete!

Overall Project Details:

This Coffee Road to Oakdale Road project went out to bid as a multi-project contract, which includes the Briggsmore Avenue Pavement Maintenance Project (Code 101246) and the Neighborhood ADA Program Project (Code 101250).

Neighborhood ADA Program

(Project Code 101250)

Expenses	
Project Budget	695,534
Encumbered	149,032
Expended	486,538
Available	59,964
Revenues	
City Funds	0
Federal Funds	0
State Funds	0
Measure L Funds	695,534
Total	695,534
Received	0

Estimated Completion Date: Fall 2023

Phase: *Construction Complete!*

Overall Project Details:

This Neighborhood ADA Program (101250) went out to bid as a multi-project contract, along with the Briggsmore Avenue Pavement Rehabilitation (101246) and the Orangeburg Avenue Pavement Rehabilitation (101248). ADA-compliant ramps will be installed at various locations.

Latest Project Status: Although the main project is complete, additional ramp installation continues.

State Route 132 (SR-132) West Expressway

(Project Code 101119)

Expenses	
Project Budget	125,482,720
Encumbered	198,082
Expended	114,198,078
Available	11,086,561
Revenues	
City Funds	0
Federal Funds	0
State Funds	0
Measure L Funds	125,482,720
Total	125,482,720
Received	0

Estimated Completion Date: Fall 2023

Phase: Construction

Overall Project Details:

This project includes construction of an access-controlled, 2-lane expressway along a new alignment south of Kansas Avenue starting from the east side of State Route 99 (SR-99) at the base of the Needham Street Bridge west to Dakota Avenue and along Dakota Avenue to the existing SR-132/Maze Boulevard.

Latest Project Status: September work included plant establishment and punch list items.

Parks, Recreation & Neighborhoods

The Awesome Spot Playground

(Project Code 100984)

Expenses	
Project Budget	615,250
Encumbered	387,779
Expended	229,616
Available	-2,145
Revenues	
City Funds	107,000
Federal Funds	500,000
State Funds	0
Other Funds	8,250
Total	615,250
Received	202,323

Estimated Completion Date: Fall 2024

Phase: Construction

Overall Project Details:

The Awesome Spot Playground Team (TASP) has partnered with the City of Modesto, to design an all-inclusive playground at Beyer Community Park. The playground will feature sensory-integrated playground equipment designed to eliminate social, physical, and cognitive barriers from play.

Latest Project Status:

In the month of September, work on the monolithic wall continues. Compaction and reinforcement bar was installed.



Tuolumne River Regional Park Neece Drive Non-Motorized Boat Launch

(Project Code 101071)

Expenses	
Project Budget	2,245,000
Encumbered	1,426,254
Expended	615,407
Available	203,340
Revenues	
City Funds	800,000
Federal Funds	
State Funds	780,000
Other Funds	665,000
Total	2,245,000
Received	97,242

Estimated Completion Date: Spring 2024

Phase: Construction

Overall Project Details:

A non-motorized boat launch with access road, parking lot, security lighting, concrete pathways, and overflow parking in the Tuolumne River Regional Park.

Latest Project Status:

Construction commenced in September 2023, with in-water construction slated for completion by mid-October and the entire project expected to be finished by Spring 2024. Throughout September, the contractor tackled the bulk of the in-water construction for the boat ramp, necessitated by permit and water flow constraints. Simultaneously, they initiated the grading process for the access road and parking lot.





SB 1 Project

2023/2024 Slurry/Crack Seal Work

Expenses	
Project Budget	2,171,854
Encumbered	0
Expended	1,854,357
Available	317,497
Revenues	
City Funds	0
Federal Funds	2,171,854
State Funds	0
Other Funds	0
Total	2,171,854
Received	5,414,350 ¹

Estimated Completion Date: October 2023

Phase: 8th Season of Annual Program

Overall Project Details:

The purpose of this program is to maintain and preserve the streets for the City of Modesto by applying Type II slurry made of emulsion oil and aggregate. SB1 funding provides an average of 118 lane miles of residential street preservation each season.

Latest Project Status:

As of September 2023, the Streets Division has completed an additional 25.56 lane miles of slurry seal application. A total of 159.80 lane miles has been completed for the 2023 calendar year.



¹ Total Road Maintenance and Rehabilitation Account for all projects

Utilities

Command Center & Restroom at Jennings Wastewater Treatment Plant

(Project Code 101262)

Expenses	
Project Budget	881,619
Encumbered	142,826
Expended	624,965
Available	113,827
Revenues	
City Funds	881,619
Federal Funds	0
State Funds	0
Other Funds	0
Total	0
Received	0

Estimated Completion Date: Winter 2023


Phase: Construction

Overall Project Details:

This project will provide a new concrete masonry unit (CMU) structure at the Jennings Wastewater Treatment Plant for command center applications and a new CMU restroom at the Hawn lift station.

Latest Project Status:

In the month of September, electrical work was performed, glazing was installed and the connection to the existing electrical power was completed.



Grayson Strengthen & Replace Water Mains

(Project Code 101287)

Expenses	
Project Budget	3,523,000
Encumbered	1,171,875
Expended	1,903,885
Available	447,240
Revenues	
City Funds	3,523,000
Federal Funds	0
State Funds	0
Other Funds	0
Total	0
Received	0

Estimated Completion Date: December 2023

Phase: Construction

Overall Project Details:

This project will rehabilitate approximately 9,428 lineal feet of water mains in the town of Grayson. The water mains bounded by Mary Street to the south, River Road to the west, Minnie Street to the North and Charles Street to the East are old undersized steel which is prone to leaks and low pressure. The project will replace the existing system with City of Modesto standard water mains, valves, and hydrants to improve system reliability, flows and pressures.

Latest Project Status:

Construction is 85% completed. The contractor continues to install water services and water meter boxes.



Grayson Well 69 (Replacing Well 274)

(Project Code 101080)

Expenses	
Project Budget	4,238,236
Encumbered	1,160,937
Expended	2,869,606
Available	207,693
Revenues	
City Funds	4,238,236
Federal Funds	0
State Funds	0
Other Funds	0
Total	0
Received	0

Estimated Completion Date: January 2024

Phase: Construction

Overall Project Details:

This project will provide funding for the construction of the surface improvements for the former Well 274 and is intended to limit the amount of treatment and restore the well to its optimum capacity in the town of Grayson. The project will deliver engineering services during construction. Work will include construction of above ground improvements for the well, construction of above well appurtenances, well house, piping, electrical work and infrastructure for a future tank and booster pump.

Latest Project Status:

Construction is 85% complete. Work on the curb, gutter and sidewalk have been poured and finished. Antenna excavation was also completed.



Highway Village Strengthen & Replace Water Mains

(Project Code 100846)

Expenses	
Project Budget	5,752,746
Encumbered	1,955,798
Expended	3,214,601
Available	582,347
Revenues	
City Funds	5,752,746
Federal Funds	0
State Funds	0
Other Funds	0
Total	0
Received	0

Estimated Completion Date: November 2023

Phase: Construction

Overall Project Details:

This project will provide funding to replace existing water mains within the Highway Village triangular area generally bounded by Conant Avenue on the East, Rumble Road on the North, and Sisk Road to the Southwest. Existing water mains in this area are old, undersized steel mains which are prone to leaking and low pressures. This project will replace the existing system with City standard water mains, valves, and hydrants to improve system reliability, flows and pressures.

Latest Project Status:

The contractor has finished installing service lines along Strivens Avenue. They are currently in the process of completing other tie-in connections and service connections.



La Loma Phase 2C Strengthen & Replace Water Mains

(Project Code 101057)

Expenses	
Project Budget	9,963,140
Encumbered	8,586,608
Expended	143,424
Available	1,233,108
Revenues	
City Funds	9,963,140
Federal Funds	0
State Funds	0
Other Funds	0
Total	0
Received	0

Estimated Completion Date: April 2024

Phase: Construction

Overall Project Details:

This project consists of the rehabilitation of approximately 26,000 linear feet of existing water mains in the La Loma Avenue neighborhood generally bounded by Encina Avenue on the north, Yosemite Blvd on the south, Rowland Avenue on the west, and San Juan Drive on the east. The existing water system will be replaced with City standard water mains, valves, and hydrants to improve system reliability, flows and pressures. The project will also install approximately 600 linear feet of 8" sewer mains and manholes to replace aging 6" sewer main.

Latest Project Status:

The site has been mobilized and potholing operations have begun.



La Loma Phase 3A Strengthen & Replace Water Mains

(Project Code 100953)

Expenses	
Project Budget	8,112,021
Encumbered	4,851,603
Expended	1,834,207
Available	1,426,212
Revenues	
City Funds	8,112,021
Federal Funds	0
State Funds	0
Other Funds	0
Total	0
Received	0

Estimated Completion Date: March 2024

Phase: Construction

Overall Project Details:

This project will replace approximately 19,200 linear feet of aged existing water mains within the La Loma Neighborhood generally bounded by Trask Lane on the east, Encina Avenue on the north, El Vista Avenue on the west, and Yosemite Boulevard on the south. Existing water mains in this area are old, undersized steel mains which are prone to leaking and low pressures. This project will replace the existing system with City standard water mains, valves, and hydrants to improve system reliability, flows and pressures.

Latest Project Status:

Construction is 45% completed. Installation of the water main line has been completed in the alleys of Viola Street/ Roble Avenue and Colfax Avenue/ Cloverdale Avenue. Installation of automatic recirculation valves on Encina Avenue and El Vista Avenue have also been completed.



River Trunk Realignment – Gravity System

(Project Code 101290)

Expenses	
Project Budget	27,162,749
Encumbered	9,662,419
Expended	14,743,068
Available	2,757,263
Revenues	
City Funds	27,162,749
Federal Funds	0
State Funds	0
Other Funds	0
Total	0
Received	0

Estimated Completion Date: Summer 2024

Phase: Construction

Overall Project Details:

The project was created to address the flow capacity deficiencies and aging infrastructure for the river trunk. The gravity system is phase two of the three phase realignment project. It consists of over 9,000 linear feet of large diameter gravity sewer pipe, and adjacent water main rehabilitation on Colorado Avenue.

Latest Project Status:

In the past month, the contractor continued with the installation of the 54-inch fiberglass reinforced polymer mortar pipe (FRPMP) sewer trunk on Colorado Avenue, while continuing to monitor the vibration during the shoring installation. Work on the junction structure located at the intersection of Colorado Avenue and Pelton Avenue was also performed. In addition, the contractor began the installation of the 48-inch FRPMP sewer trunk from north of the Pelton Junction structure to Figaro Avenue. The installation of fiber optic conduits continued along Colorado Avenue as well as the placement of temporary pavement on Colorado Avenue from Garden Avenue to Faustina Avenue.



River Trunk Realignment – Shackelford Pump

(Project Code 101291)

Expenses	
Project Budget	14,593,613
Encumbered	3,764,816
Expended	9,165,715
Available	1,663,082
Revenues	
City Funds	14,593,613
Federal Funds	0
State Funds	0
Other Funds	0
Total	0
Received	0

Estimated Completion Date: Spring 2024

Phase: Construction

Overall Project Details:

The River Trunk Realignment Shackelford Pump Station Project will redirect flow from the existing river trunk line to the new river trunk line that is going to be installed along Colorado Avenue as a part of the Gravity System project which is currently under construction. The project will also incorporate a gravity line from Neece Drive to the new river trunk and plug the line that goes into the existing river trunk line. The wastewater from the Dryden Golf Course clubhouse will also be brought into the new river trunk line under this project.

Latest Project Status:

In the electrical building, the underground duct banks and the roof system have been installed. At the dry vault, required piping and valves have also been installed. Over at the golf course location, we've completed the essential hydro testing for the junction structure and have also placed the aggregate base and pavement.



Rebar placement for duct bank

Sonoma Trunk Extension, Lift Station and Water Main Upgrade

(Project Code 100535/101367)

Expenses	
Project Budget	10,654,360
Encumbered	4,905,788
Expended	4,747,041
Available	1,001,531
Revenues	
City Funds	10,654,360
Federal Funds	0
State Funds	0
Other Funds	0
Total	0
Received	0

Estimated Completion Date: Spring 2024

Phase: Construction

Overall Project Details:

This project will provide new gravity sewer mains that will serve existing and future developments. These developments include Oakdale Road from Post Office Drive to Mable Avenue; Sylvan Avenue from Oakdale Road to East of Lydia Lane; and the entire length of Lydia Lane.

Also included is a new Lift Station and associated sitework on Sylvan Avenue just east of Lydia Lane and a new force main connecting the Lift Station with the existing Sonoma Trunk; a new stormwater filtration and retention system on Sylvan Avenue; and new water main upgrades on Sylvan Avenue from Oakdale Road to Aria Way and on the entirety of Lydia Lane.

Latest Project Status:

In September, the contractor has made significant progress on Oakdale Road. They have completed the installation of the remaining storm line, manhole, and sewer line. Subsequently, pressure testing was conducted, and a mandrel was pulled through the newly installed pipes. Meanwhile, on Sylvan Avenue, the pavement work has been finished, and preparations have been made for paving on Oakdale Road. At the lift station located at the intersection of Sylvan Avenue and Lydia Lane, the contractor is installing necessary piping, while in the dry vault, they are setting up the piping, valves, and fittings.





Sutter Neighborhood Strengthen & Replace Water Mains

(Project Code 101154)

Expenses	
Project Budget	2,935,500
Encumbered	908,193
Expended	1,691,961
Available	335,346
Revenues	
City Funds	2,935,500
Federal Funds	0
State Funds	0
Other Funds	0
Total	0
Received	0

Estimated Completion Date: January 2024


Phase: Construction

Overall Project Details:

This project will replace approximately 5,072 lineal feet of aged existing water mains within Stanislaus County, generally bounded by Sunset Avenue on the east, Rouse Avenue to the north, Sutter Avenue on the west, and Pelton Avenue on the south. Existing water mains in this area are undersized steel mains which are prone to leaking and low pressures. This project will replace the existing system with City standard water mains, valves and hydrants to improve system reliability, flows and pressures.

Latest Project Status:

Construction is 90% completed. The contractor has successfully passed water main pressure tests and bacteria tests. They have now initiated the coordination of tie-in connections to the City water system.



Design Phase

<i>Department</i>	<i>Project Name</i>	<i>Design Amount</i>	<i>Total Project Amount</i>
<i>Community & Economic Development</i>	<i>Bike Trail along MID Canal (Funded by Measure L)</i>	117,222	1,092,054
<i>Community & Economic Development</i>	Claratina - McHenry/Coffee 4 Lane	1,402,167	6,062,911
<i>Community & Economic Development</i>	Claratina Phase 1 – Hetch Hetchy Crossing	200,000	6,270,000
<i>Community & Economic Development</i>	Paradise Road ATP Cycle III (Funded by Measure L)	25,000	25,000
<i>Community & Economic Development</i>	Systemic Safety Analysis Report Program (Funded by Measure L)	250,000	250,000
<i>Community & Economic Development</i>	Tully Road Safety Improvements (Funded by Measure L)	34,538	411,183
<i>Modesto Fire</i>	MFD Station No.1 Roof Replacement	25,000	337,850
<i>Parks, Recreation & Neighborhoods</i>	Cesar E. Chavez Park Renovation	950,000	9,700,000
<i>Parks, Recreation & Neighborhoods</i>	Downey Shade Structure & Parking Lot Replacement	50,000	600,000
<i>Parks, Recreation & Neighborhoods</i>	Dr. Martin Luther King Jr. Park Renovation	900,000	8,850,000
<i>Parks, Recreation & Neighborhoods</i>	Dry Creek Connection to Tuolumne River Regional Park (TRRP) Trail	600,000	5,000,000
<i>Parks, Recreation & Neighborhoods</i>	Dryden Golf Course Clubhouse Reconstruction	400,000	4,500,000
<i>Parks, Recreation & Neighborhoods</i>	Mary E. Grogan Park Phase 2	365,000	3,963,588
<i>Parks, Recreation & Neighborhoods</i>	TRRP Master Plan Update	350,000	TBD
<i>Parks, Recreation & Neighborhoods</i>	TRRP Neece Drive Boat Launch	250,613	999,940
<i>Parks, Recreation & Neighborhoods</i>	TRRP River Overlook	220,806	999,940
<i>Parks, Recreation & Neighborhoods</i>	TRRP Riverwalk Trail - Gateway to Legion Park	600,000	6,590,000
<i>Parks, Recreation & Neighborhoods</i>	TRRP Riverwalk Trail - Gateway to Neece Drive	400,000	3,118,885
<i>Parks, Recreation & Neighborhoods</i>	Virginia Corridor Phase 7	775,000	7,106,737

Design Phase

<i>Department</i>	<i>Project Name</i>	<i>Design Amount</i>	<i>Total Project Amount</i>
<i>Utilities</i>	<i>2020-2021 Sewer Line Replacement</i>	75,000	1,500,000
<i>Utilities</i>	<i>Caustic Soda Handling Facility</i>	812,000	4,000,000
<i>Utilities</i>	<i>Empire Yosemite Boulevard Strengthen & Replace Water Main Crossings</i>	28,651	1,472,113
<i>Utilities</i>	<i>J.M. Pike Park Neighborhood Strengthen & Replace Water Mains</i>	598,296	6,358,311
<i>Utilities</i>	<i>J.M. Pike Stormwater to Sanitary Cross Connection Removal</i>	639,500	32,000,000
<i>Utilities</i>	<i>Jennings Well Treatment Improvements</i>	320,000	1,500,000
<i>Utilities</i>	<i>Sutter Neighborhood Strengthen & Replace Water Mains</i>	172,018	2,935,500
<i>Utilities</i>	<i>Sutter Parking Lot & Security Upgrade</i>	326,004	6,205,176
<i>Utilities</i>	<i>Wells 40,41 & 265 Flush Lines</i>	250,000	2,500,000
<i>Utilities</i>	<i>Well 312 Treatment System & Flush Lines</i>	74,953	1,634,000
<i>Utilities</i>	<i>West Trunk Rehabilitation</i>	1,300,000	15,000,000
<i>Utilities</i>	<i>Woodland Lift Station Rehabilitation</i>	70,301	1,543,616
<i>Utilities</i>	<i>Yosemite Transmission Main</i>	1,263,107	3,660,517

In accordance with the requirements of Title II of the Americans with Disabilities Act ("ADA") of 1990, the Fair Employment & Housing Act ("FEHA"), the Rehabilitation Act of 1973 (as amended), Government Code section 11135 and other applicable codes, the City of Modesto ("City") will not discriminate against individuals based on disability in the City's services, programs, or activities. For more information, please visit the City of Modesto website at <https://www.modestogov.com/865/Americans-with-Disabilities-Act-ADA>.