



OCTOBER 2023

CITY MANAGER'S UPDATE

Monthly Report
to the City of Modesto
City Council & Community

City Managers Monthly Update



Table of Contents

Department Awards3

Monthly Financials4

Grant Applications &
Awards10

Police Crime Statistics....11

Measure H12

Measure L13

Parks, Recreation &
Neighborhoods..... 14

SB 1.....16

Utilities.....17

Design Phase.....27

Council and Community:

We are delighted to present the most recent news and updates from the City of Modesto. Over the past month, substantial advancements have been made in various key initiatives, and we are eager to update you on the latest developments.

Starting on page 9, you will find the financial report. In the month of October, the City received revenues in the amount of \$11.2M which is \$488k less than the amount received in the same month last fiscal year. In October we received the first payment of sales tax receipts for the current fiscal year in the amount of \$3.87M. During the month of October, we spent \$12.2M (6.1% of the budget) in General Fund dollars. These expenditures are \$1.05M more than the amount spent in the same month last year. This is mainly a result of higher expenditures in both the Police Department and the Parks, Recreation & Neighborhoods Department for the month compared to the prior fiscal year.

Finance reports on the grants that we have applied for on page 10. Awarding agencies include the State of California Department of Transportation, the California Governor's Office of Planning and Research and the Federal Aviation Administration. If all applications are successful, we stand to receive over \$1.5M in funding.

On page 9, the **Modesto Police Department** compares the number of incidents reported for October 2023 to the 3-year average of 2020-2022. We are happy to see reductions in major crimes, commercial burglary and robberies, with the highest reduction being vehicle larceny which is down 27% in comparison to October 2022!

In the **Utilities**, the command center at the Jennings wastewater treatment plant has undergone significant enhancements, including the installation of roofing insulation and waterproofing. Concurrently, at the Highway Village water mains project, notable strides are being made in the advancement of service lines and tie-in connections. Meanwhile, there is progress at the two river trunk realignment projects, such as the installation of fiber optic conduit along Colorado Avenue. You can read about the details starting on page 17.

I'd like to thank everyone who contributes to making sure that these initiatives make it to the finish line. As we continue in our efforts to enhance the quality of life in Modesto, we value your feedback and participation. Stay connected for further updates in the upcoming months as we work to create a vibrant community for all.

Sincerely,

A handwritten signature in blue ink that reads "Joseph P. Lopez". The signature is fluid and cursive, with a prominent loop at the end.

Joseph P. Lopez
City Manager

Awards



The Information Technology Department (IT) has earned the 2023 Municipal Information Systems Association of California (MISAC) Excellence Award in recognition of their adherence to best technology practices. This distinction has been achieved by only 19 cities nationwide. Moreover, the department has been honored with the 2023 MISAC Innovation Award for pioneering the implementation of Wordly real-time translation services during Committee and Council meetings—the first city in the United States to adopt this cutting-edge technology. Notably, our accomplishment is further highlighted by being the only city to secure two awards this year.



Modesto has proudly been declared a winner of the 2023 OnCon Icon Awards in the Top 50 Technology Team category! The winners were chosen through a process of public voting, with participants selecting teams that have demonstrated significant positive influence within their organizations. Criteria for selection included noteworthy contributions through thought leadership, innovation, and exceptional leadership skills demonstrated by the team leader. Congratulations to our IT department! They are truly on a remarkable streak!

Fiscal Year 2023-24 October Financial Report

City of Modesto, California
Through October 31, 2023*

General Fund Overview

	Monthly Actuals Received/ Expended	Monthly % of Total Budget	YTD Actuals	2023-24 Operating Budget	% of Total Budget Received/ Expended
Revenues	\$ 11,234,661	6.2%	\$ 28,913,683	\$ 180,168,815	16.0%
Expenditures	\$ 12,183,151	6.1%	\$ 69,073,824	\$ 201,159,976	34.3%
Revenue Over Expenditure Variance	\$ (948,490)		\$ (40,160,141)	\$ (20,991,161)	

Summary

Revenue Overview

In the month of October, the City received revenues in the amount of \$11.2M (6.2% of budget). These revenue receipts are \$488k less than the amount received in the same month last fiscal year. The amount received in October was mainly driven by the receipt of the first payment of Sales Tax receipts for the current fiscal year in the amount of \$3.87M and the receipts of Business License/Mill Tax in the amount of \$2.29M.

Fiscal Year 2023-24 includes the fifth year of the Oakdale Fire Service contract which has fiscal-year-to-date revenues of \$1.89M. This is the third year of Fire Service Contracts for City of Ceres, City of Turlock, and Stanislaus Consolidated. Fiscal-year-to-date revenue for City of Ceres is \$2.48M, City of Turlock is \$115K, and revenue for Stanislaus Consolidated is \$129K. The City is now entering the second year for the Fire Service Contract with the City of Salida with fiscal-year-to-date revenue of \$602K.

Expenditure Overview

In the month of October, the City has expended \$12.2M (6.1% of budget) in General Fund dollars. These expenditures are \$1.05M more than the amount spent in the same month last year. This is mainly a result of higher expenditures in both the Police Department and Parks Recreation and Neighborhoods Department for the month compared to the prior fiscal year.

Fiscal Year 2023-24 includes the fifth year of the Oakdale Fire Service contract which has a fiscal-year-to-date expenditure of \$1.9M. This is the third year of Fire Service Contracts for City of Ceres, City of Turlock, and Stanislaus Consolidated. The fiscal-year-to-date expenditure for City of Ceres is \$2.5M, City of Turlock is \$137K, and Stanislaus Consolidated is \$199K. The City is also entering the second year of the Council approved Fire Service Contract with the City of Salida with fiscal-year-to-date expenditures of \$649K.

The majority of departmental expenditures that occurred during this period originated from the Public Safety Departments (\$9.1M of the total \$12.2M) and were mainly related to salary and benefit charges. The salary and benefit expenses for the Police and Fire Departments totaled \$7.2M. All remaining salary and benefit expenditures from General Fund departments totaled \$1.5M, for a total salary and benefit expenditure of \$8.5M.

Fiscal Year 2023-24 October Financial Report

City of Modesto, California
Through October 31, 2023*

General Fund Revenues Overview

Revenue Category	Monthly Actuals Received	Monthly % of Total Budget	YTD Actuals	2023-24 Operating Budget	% of Total Budget Received
1 Property Tax - Property	61,038	0.3%	122,536	21,948,430	0.6%
2 Property Tax - VLF Swap	0	0.0%	0	21,637,453	0.0%
3 Sales Tax	3,873,652	9.3%	7,154,256	41,706,191	17.2%
4 Utility Users Tax	1,846,363	8.6%	5,305,241	21,546,214	24.6%
5 Business License/Mill Tax	2,289,484	13.8%	3,491,107	16,594,603	21.0%
6 Franchise Fees	13,067	0.2%	47,601	5,582,755	0.9%
7 Transient Occupancy Tax	293,460	8.0%	843,769	3,680,000	22.9%
8 Construction Revenues	216,853	8.6%	902,431	2,533,654	35.6%
9 Departmental Revenues	2,368,573	5.9%	10,140,574	39,920,875	25.4%
10 Motor Vehicle Fees	0	0.0%	93,642	390,000	24.0%
11 Cannabis Tax	272,171	6.8%	812,526	4,000,000	20.3%
12 Transfers In	0	0.0%	0	628,640	0.0%
Total	11,234,661	6.2%	28,913,683	180,168,815	16.0%

October Actuals Notes

- 1 **Property Tax - Property** - The City will receive the large payments for property tax in two installments during the fiscal year. Payments will be received in the December/January and May/June time periods.
- 2 **Property Tax - VLF Swap** - The City will receive the large payments for property tax in two installments during the fiscal year. Payments will be received in the December/January and May/June time periods.
- 3 **Sales Tax** - The City received payment in the amount of \$3.87M. This payment is \$58K more than the amount received in the same period last year.
- 4 **Utility Users Tax** - The City received payment in the amount of \$1.85M. This payment is \$121K less than the amount received in the same month last year.
- 5 **Business License/Mill Tax** - The City received payment in the amount of \$2.29M. This payment is \$25K less than the amount received in the same month last fiscal year.
- 9 **Departmental Revenues** - The City received Departmental revenues in the amount of \$2.37M. These revenues are \$539K higher than the revenues received in the same month in the previous fiscal year.
- 11 **Cannabis Tax** - The City received payments in the amount of \$272K. This amount is \$115K more than the amount received in the same month in the prior fiscal year.
- 12 **Transfers In** - Majority of the transfers are typically processed at the end of June and continued to be processed through fiscal year-end.

Fiscal Year 2023-24 October Financial Report

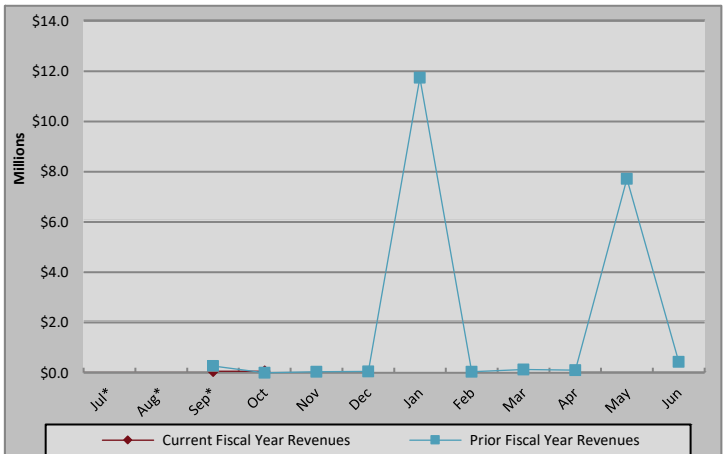
City of Modesto, California
Through October 31, 2023*

General Fund Revenue Overview

GENERAL FUND MAJOR REVENUE SOURCES

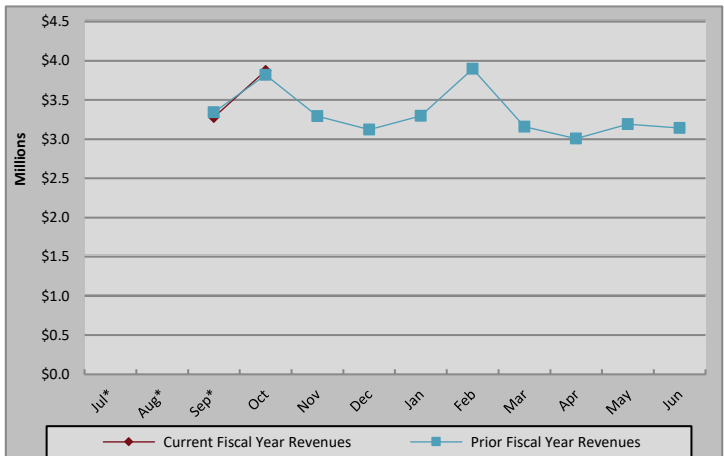
Property Tax - Property

	Current Fiscal Year Revenues	Prior Fiscal Year Revenues	Year-over-Year Variance
July*			
August*			
September*	\$ 61,498	\$ 272,778	\$ (211,280)
October	\$ 61,038	0	\$ 61,038
November		\$ 42,955	
December		\$ 54,808	
January		\$ 11,735,594	
February		\$ 43,059	
March		\$ 133,141	
April		\$ 109,525	
May		\$ 7,718,429	
June		\$ 436,735	
Totals	\$ 122,536	\$ 20,547,024	\$ (150,242)



Sales Tax

	Current Fiscal Year Revenues	Prior Fiscal Year Revenues	Year-over-Year Variance
July*			
August*			
September*	\$ 3,280,604	\$ 3,340,293	\$ (59,689)
October	\$ 3,873,652	\$ 3,821,572	\$ 52,080
November		\$ 3,293,145	
December		\$ 3,121,510	
January		\$ 3,298,172	
February		\$ 3,896,355	
March		\$ 3,158,988	
April		\$ 3,006,803	
May		\$ 3,189,158	
June		\$ 3,143,486	
Totals	\$ 7,154,256	\$ 33,269,482	\$ (7,609)



*Accrual reversals occur in July, August, and September. To address this, July and August revenues are reported in September.

Fiscal Year 2023-24 October Financial Report

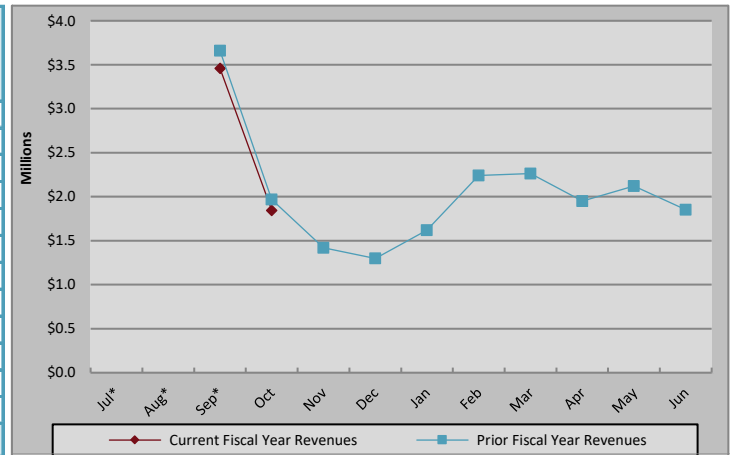
City of Modesto, California
Through October 31, 2023*

General Fund Revenue Overview

GENERAL FUND MAJOR REVENUE SOURCES

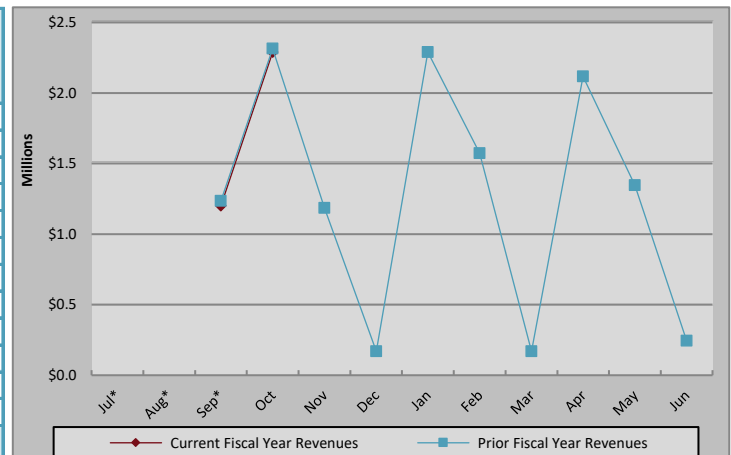
Utility Users Tax

	Current Fiscal Year Revenues	Prior Fiscal Year Revenues	Year-over-Year Variance
July*			
August*			
September*	\$ 3,458,877	\$ 3,658,357	\$ (199,480)
October	\$ 1,846,363	\$ 1,967,603	\$ (121,240)
November		\$ 1,419,480	
December		\$ 1,298,055	
January		\$ 1,617,829	
February		\$ 2,241,515	
March		\$ 2,265,013	
April		\$ 1,951,527	
May		\$ 2,120,326	
June		\$ 1,852,874	
Totals	\$ 5,305,240	\$ 20,392,579	\$ (320,720)



Business License/Mill Tax

	Current Fiscal Year Revenues	Prior Fiscal Year Revenues	Year-over-Year Variance
July*			
August*			
September*	\$ 1,201,623	\$ 1,235,260	\$ (33,637)
October	\$ 2,289,484	\$ 2,314,658	\$ (25,174)
November		\$ 1,185,200	
December		\$ 169,432	
January		\$ 2,290,421	
February		\$ 1,573,991	
March		\$ 169,433	
April		\$ 2,116,546	
May		\$ 1,345,414	
June		\$ 245,015	
Totals	\$ 3,491,107	\$ 12,645,370	\$ (58,811)



*Accrual reversals occur in July, August, and September. To address this, July and August revenues are reported in September.

Fiscal Year 2023-24 October Financial Report

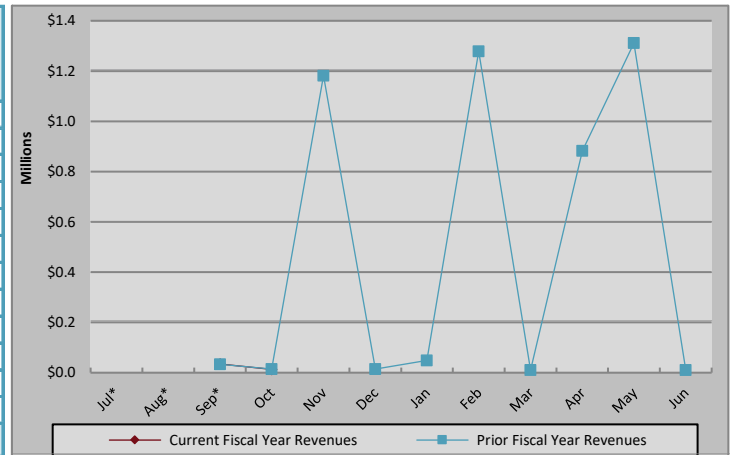
City of Modesto, California
Through October 31, 2023*

General Fund Revenue Overview

GENERAL FUND MAJOR REVENUE SOURCES

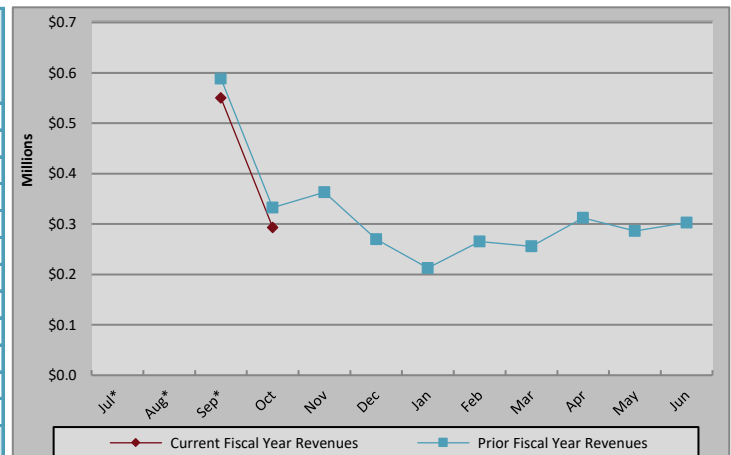
Franchise Fees

	Current Fiscal Year Revenues	Prior Fiscal Year Revenues	Year-over-Year Variance
July*			
August*			
September*	\$ 34,534	\$ 33,458	\$ 1,076
October	\$ 13,067	\$ 13,980	\$ (913)
November		\$ 1,181,383	
December		\$ 14,248	
January		\$ 48,899	
February		\$ 1,278,500	
March		\$ 10,050	
April		\$ 883,096	
May		\$ 1,311,048	
June		\$ 10,918	
Totals	\$ 47,601	\$ 4,785,580	\$ 163



Transient Occupancy Tax

	Current Fiscal Year Revenues	Prior Fiscal Year Revenues	Year-over-Year Variance
July*			
August*			
September*	\$ 550,309	\$ 588,721	\$ (38,412)
October	\$ 293,460	\$ 332,331	\$ (38,871)
November		\$ 362,926	
December		\$ 269,625	
January		\$ 212,786	
February		\$ 265,299	
March		\$ 255,665	
April		\$ 312,333	
May		\$ 285,986	
June		\$ 302,990	
Totals	\$ 843,769	\$ 3,188,662	\$ (77,283)



*Accrual reversals occur in July, August, and September. To address this, July and August revenues are reported in September.

Fiscal Year 2023-24 October Financial Report

City of Modesto, California
Through October 31, 2023*

General Fund Expenditures Overview

Department	Monthly Actuals Expended	Monthly % of Total Budget	YTD Actuals	2023-24 Operating Budget	% of Total Budget Expended
1 City Council	33,964	6.4%	187,924	529,831	35.5%
2 City Manager's Office	209,144	5.5%	1,296,805	3,816,078	34.0%
3 City Attorney's Office	324,654	16.2%	695,060	2,000,725	34.7%
4 City Clerk's Office	54,257	5.7%	249,158	950,241	26.2%
5 Office of the City Auditor	4,344	0.7%	118,405	644,353	18.4%
6 Finance Department	435,109	6.9%	2,117,732	6,291,973	33.7%
7 Community & Economic Development	354,892	5.9%	1,780,914	6,012,432	29.6%
8 Engineering Department	78,046	6.2%	380,026	1,254,560	30.3%
9 Human Resources Department	130,693	6.8%	683,537	1,916,205	35.7%
10 Fire Department	4,096,914	6.3%	25,622,184	64,914,818	39.5%
11 Police Department	4,978,645	5.8%	30,152,654	85,706,476	35.2%
12 Parks, Recreation & Neighborhoods	1,362,714	7.7%	5,647,702	17,637,176	32.0%
13 Public Works Department	37	N/A	173	0	N/A
14 Non-Departmental	33,484	7.1%	55,296	473,400	11.7%
15 Transfers Out	86,254	1.0%	86,254	9,011,708	1.0%
Total	12,183,151	6.1%	69,073,824	201,159,976	34.3%

October Actuals Notes

- 1 City Council - The City Council had a total of \$54K in expenditures in the month of October. \$33K of the expenditures were from salary and benefit expense, \$4K were for internal service fund changes, and \$17K were for discretionary expenses.
- 2 City Manager's Office - The City Manager's Office had a total of \$209K in expenditures in the month of October. \$158K of the expenditures were from salary and benefit expense, \$18K were for internal service fund charges, and \$33K were for discretionary expenses. There was also \$154 received as an offsetting expense for direct charge revenue.
- 3 City Attorney's Office - The City Attorney's Office had a total of \$325K in expenditures in the month of October. \$36K of the expenditures were from salary and benefit expense, \$12K were for internal service fund changes, and \$277K were for discretionary expenses.
- 6 Finance Department - The Finance Department had a total of \$435K in expenditures in the month of October. \$294K of the expenditures were from salary and benefit expense, \$44K were for internal service fund changes, and \$101K were for discretionary expenses. There was also \$4K received as an offsetting expense for direct charge revenue.
- 7 Community & Economic Development (CED) - CED had a total of \$355K in expenditures in the month of October. \$233K of the expenditures were from salary and benefit expense, \$55K were for internal service fund changes, and \$81K were for discretionary expenses. There was also \$14K received as an offsetting expense for direct charge revenue.
- 10 Fire Department - The Fire Department had a total of \$4.1M in expenditures in the month of October. \$3.45M of the expenditures were from salary and benefit expense, \$190K were for internal service fund changes, and \$461K were for discretionary expenses.
- 11 Police Department - The Police Department had a total of \$4.98M in expenditures in the month of October. \$3.75M of the expenditures were from salary and benefit expense, \$481K were for internal service fund changes, and \$791K were for discretionary expenses. There was also \$45K received as an offsetting expense for direct charge revenue.

Grant Applications and Awards

July / August 2023

Applications

Grant Title	Month	Awarding Agency	City Department/ Division	Grant Application Amount	Grant Application Local Match Amount	Local Match Source
Federal Aviation Administration	Jul-23	Federal Aviation Administration	Public Works	TBD	10%	Airport Operating Funds
State of California Division of Aeronautics Grant Program	Jul-23	State of California Department of Transportation	Public Works	TBD	0	Airport Operating Funds
California Governor's Office of Planning and Research Grant	Aug-23	State of California Governor's Office of Planning and Research	Public Works	TBD	0	N/A
Household Hazardous Waste Grant Program (FY23-24)	Aug-23	CalRecycle	Public Works	\$ 50,000	0	N/A
State of California General Fund Distribution	Aug-23	State of California	Community & Economic Development	\$ 1,000,000	0	N/A
Walmart Community Grant	Aug-23	Walmart	Police	\$ 5,000	0	N/A
				\$ 1,055,000	\$ 0	

Modesto Police Department

Incident Arrest and Crime Statistics October 2023

ARRESTS AND CITATIONS

MONTH	2021	2022	2023
JANUARY	1523	738	1230
FEBRUARY	1578	921	777
MARCH	1492	988	989
APRIL	1489	853	1151
MAY	1549	1021	1271
JUNE	1555	1079	1102
JULY	1603	1136	979
AUGUST	1380	892	1205
SEPTEMBER	1473	1261	1080
OCTOBER	1227	928	1157
TOTAL	14869	9817	10941

Year to Date Comparison 2022 to 2023		
Crime Type	Over/Under	% Change
Major Crime	-548	-15%
Auto Theft	3	0%
Commercial	-15	-6%
Larceny	-333	-27%
Residential	21	9%
Robbery	-60	-23%

MAJOR CRIMES

MONTH	2021	2022	2023
JANUARY	455	407	348
FEBRUARY	421	336	314
MARCH	441	388	295
APRIL	369	363	349
MAY	389	355	313
JUNE	386	379	322
JULY	383	333	310
AUGUST	420	357	324
SEPTEMBER	384	356	306
OCTOBER	406	457	302
TOTAL	4054	3731	3183

AUTO THEFT

MONTH	2021	2022	2023
JANUARY	105	70	67
FEBRUARY	82	59	58
MARCH	94	47	65
APRIL	62	58	65
MAY	76	69	57
JUNE	70	59	50
JULY	78	56	70
AUGUST	77	53	60
SEPTEMBER	75	71	61
OCTOBER	65	89	81
TOTAL	784	631	634

COMMERCIAL BURGLARY

MONTH	2021	2022	2023
JANUARY	33	43	33
FEBRUARY	32	20	19
MARCH	21	21	14
APRIL	13	23	22
MAY	17	23	29
JUNE	13	31	24
JULY	18	18	30
AUGUST	20	24	17
SEPTEMBER	29	19	22
OCTOBER	22	25	22
TOTAL	218	247	232

VEHICLE LARCENY

MONTH	2021	2022	2023
JANUARY	147	138	103
FEBRUARY	138	133	110
MARCH	159	154	87
APRIL	132	120	112
MAY	108	111	73
JUNE	120	119	104
JULY	98	79	74
AUGUST	145	128	95
SEPTEMBER	129	93	77
OCTOBER	142	147	54
TOTAL	1318	1222	889

RESIDENTIAL BURGLARY

MONTH	2021	2022	2023
JANUARY	32	26	28
FEBRUARY	34	20	13
MARCH	31	18	15
APRIL	19	29	30
MAY	23	21	31
JUNE	21	25	36
JULY	20	22	23
AUGUST	18	20	34
SEPTEMBER	20	31	34
OCTOBER	23	27	16
TOTAL	241	239	260

ROBBERIES

MONTH	2021	2022	2023
JANUARY	25	28	22
FEBRUARY	23	21	17
MARCH	21	29	15
APRIL	19	35	25
MAY	21	24	19
JUNE	23	19	17
JULY	23	19	17
AUGUST	22	24	24
SEPTEMBER	17	29	15
OCTOBER	30	37	34
TOTAL	224	265	205

Measure H

Chrysler 99 Park, Muncy Park and Orchard Park Basketball Court Resurfacing

Completion Date: October 2023

Overall Project Details: Basketball court resurfacing and painting.



Measure L

Neighborhood ADA Program

(Project Code 101250)

Expenses	
Project Budget	695,534
Encumbered	112,834
Expended	524,015
Available	58,684
Revenues	
City Funds	0
Federal Funds	0
State Funds	0
Measure L Funds	695,534
Total	695,534
Received	0

Estimated Completion Date: Fall 2023

Phase: Construction Complete!

Overall Project Details:

This Neighborhood ADA Program (101250) went out to bid as a multi-project contract, along with the Briggsmore Avenue Pavement Rehabilitation (101246) and the Orangeburg Avenue Pavement Rehabilitation (101248). ADA-compliant ramps will be installed at various locations.

Latest Project Status: Although the main project is complete, additional ramp installation continues.



Parks, Recreation & Neighborhoods

The Awesome Spot Playground

(Project Code 100984)

Expenses	
Project Budget	615,250
Encumbered	387,779
Expended	229,616
Available	-2,145
Revenues	
City Funds	107,000
Federal Funds	500,000
State Funds	0
Other Funds	8,250
Total	615,250
Received	202,323

Estimated Completion Date: Fall 2024

Phase: Construction

Overall Project Details:

The Awesome Spot Playground Team (TASP) has partnered with the City of Modesto, to design an all-inclusive playground at Beyer Community Park. The playground will feature sensory-integrated playground equipment designed to eliminate social, physical, and cognitive barriers from play.

Latest Project Status:

Framing for concrete seat walls and retaining walls began in October 2023.



Tuolumne River Regional Park Neece Drive Non-Motorized Boat Launch

(Project Code 101071)

Expenses	
Project Budget	2,245,000
Encumbered	938,387
Expended	1,114,348
Available	192,265

Revenues	
City Funds	800,000
Federal Funds	
State Funds	780,000
Other Funds	665,000
Total	2,245,000
Received	97,242

Estimated Completion Date: Spring 2024

Phase: Construction

Overall Project Details:

A non-motorized boat launch with access road, parking lot, security lighting, concrete pathways, and overflow parking in the Tuolumne River Regional Park.

Latest Project Status:

Construction commenced in September 2023, with in-water construction slated for completion by mid-October and the entire project expected to be finished by Spring 2024. Throughout October 2023, the contractor completed the in-water construction of the boat ramp. Construction of the access road and parking lot continued throughout the month.



SB 1 Project

2023/2024 Slurry/Crack Seal Work

Expenses	
Project Budget	2,171,854
Encumbered	0
Expended	1,995,517
Available	176,337
Revenues	
City Funds	0
Federal Funds	2,171,854
State Funds	0
Other Funds	0
Total	2,171,854
Received	5,414,350

Estimated Completion Date: October 2023



Phase: 8th Season of Annual Program

Overall Project Details:

The purpose of this program is to maintain and preserve the streets for the City of Modesto by applying Type II slurry made of emulsion oil and aggregate. SB1 funding provides an average of 118 lane miles of residential street preservation each season.

Latest Project Status:

Continuing through October 2023, the Streets Division has completed another 19.09 lane miles of slurry seal application. A total of 188.09 lane miles has been completed for the 2023 calendar year.



Utilities

Command Center & Restroom at Jennings Wastewater Treatment Plant

(Project Code 101262)

Expenses	
Project Budget	881,619
Encumbered	144,285
Expended	633,041
Available	104,292
Revenues	
City Funds	881,619
Federal Funds	0
State Funds	0
Other Funds	0
Total	0
Received	0

Estimated Completion Date: Spring 2024

Phase: Construction

Overall Project Details:

This project will provide a new concrete masonry unit (CMU) structure at the Jennings Wastewater Treatment Plant for command center applications and a new CMU restroom at the Hawn lift station.

Latest Project Status:

On the rooftop, both roofing insulation and waterproofing have been installed. Within the building, sheetrock has been mounted for final touches of finishing and painting.



Grayson Strengthen & Replace Water Mains

(Project Code 101287)

Expenses	
Project Budget	3,523,000
Encumbered	844,383
Expended	2,250,910
Available	427,706
Revenues	
City Funds	3,523,000
Federal Funds	0
State Funds	0
Other Funds	0
Total	0
Received	0

Estimated Completion Date: December 2023

Phase: Construction

Overall Project Details:

This project will rehabilitate approximately 9,428 lineal feet of water mains in the town of Grayson. The water mains bounded by Mary Street to the south, River Road to the west, Minnie Street to the North and Charles Street to the East are old undersized steel which is prone to leaks and low pressure. The project will replace the existing system with City of Modesto standard water mains, valves, and hydrants to improve system reliability, flows and pressures.

Latest Project Status:

Construction is 90% completed. Contractor has completed all required testing, disinfection of the new water system and the pipe abandonment of the existing water system.



Grayson Well 69 (Replacing Well 274)

(Project Code 101080)

Expenses	
Project Budget	4,238,236
Encumbered	934,771
Expended	3,098,629
Available	204,835
Revenues	
City Funds	4,238,236
Federal Funds	0
State Funds	0
Other Funds	0
Total	0
Received	0

Estimated Completion Date: January 2024

Phase: Construction

Overall Project Details:

This project will provide funding for the construction of the surface improvements for the former Well 274 and is intended to limit the amount of treatment and restore the well to its optimum capacity in the town of Grayson. The project will deliver engineering services during construction. Work will include construction of above ground improvements for the well, construction of above well appurtenances, well house, piping, electrical work and infrastructure for a future tank and booster pump.

Latest Project Status:

Construction is 90% complete. Street frontage pavement and onsite pavement have been completed.



Highway Village Strengthen & Replace Water Mains

(Project Code 100846)

Expenses	
Project Budget	5,752,746
Encumbered	1,694,299
Expended	3,485,790
Available	572,657
Revenues	
City Funds	5,752,746
Federal Funds	0
State Funds	0
Other Funds	0
Total	0
Received	0

Estimated Completion Date: January 2024

Phase: Construction

Overall Project Details:

This project will provide funding to replace existing water mains within the Highway Village triangular area generally bounded by Conant Avenue on the East, Rumble Road on the North, and Sisk Road to the Southwest. Existing water mains in this area are old, undersized steel mains which are prone to leaking and low pressures. This project will replace the existing system with City standard water mains, valves, and hydrants to improve system reliability, flows and pressures.

Latest Project Status:

The contractor has installed service lines along McAdoo Avenue, Garvey Avenue and Crommelin Avenue. Additional tie-in connections and service connections are ongoing.



La Loma Phase 2C Strengthen & Replace Water Mains

(Project Code 101057)

Expenses	
Project Budget	9,963,140
Encumbered	8,542,358
Expended	195,117
Available	1,225,665
Revenues	
City Funds	9,963,140
Federal Funds	0
State Funds	0
Other Funds	0
Total	0
Received	0

Estimated Completion Date: April 2024

Phase: Construction

Overall Project Details:

This project consists of the rehabilitation of approximately 26,000 linear feet of existing water mains in the La Loma Avenue neighborhood generally bounded by Encina Avenue on the north, Yosemite Blvd on the south, Rowland Avenue on the west, and San Juan Drive on the east. The existing water system will be replaced with City standard water mains, valves, and hydrants to improve system reliability, flows and pressures. The project will also install approximately 600 linear feet of 8" sewer mains and manholes to replace aging 6" sewer main.

Latest Project Status:

The 8-inch sewer segment of the project, situated in the alleys between Rosina Avenue and Ferguson Avenue, as well as N. Conejo Avenue and Ferguson Avenue, has been installed. Following this completion, a CCTV inspection is scheduled to ensure the integrity of the sewer system. The upcoming steps involve water line installations along Miller Avenue and executing tie-ins at Encina Avenue.



La Loma Phase 3A Strengthen & Replace Water Mains

(Project Code 100953)

Expenses	
Project Budget	8,112,021
Encumbered	4,851,603
Expended	1,834,207
Available	1,426,212
Revenues	
City Funds	8,112,021
Federal Funds	0
State Funds	0
Other Funds	0
Total	0
Received	0

Estimated Completion Date: March 2024


Phase: Construction

Overall Project Details:

This project will replace approximately 19,200 linear feet of aged existing water mains within the La Loma Neighborhood generally bounded by Trask Lane on the east, Encina Avenue on the north, El Vista Avenue on the west, and Yosemite Boulevard on the south. Existing water mains in this area are old, undersized steel mains which are prone to leaking and low pressures. This project will replace the existing system with City standard water mains, valves, and hydrants to improve system reliability, flows and pressures.

Latest Project Status:

Construction is 50% completed. Water main service lines have been successfully installed on Encina Avenue, Viola Street, and the Roble Avenue alleys. The Phase 1 water mains have undergone chlorination, Bac-T testing, and thorough flushing.



River Trunk Realignment – Gravity System

(Project Code 101290)

Expenses	
Project Budget	27,162,749
Encumbered	8,548,701
Expended	15,859,830
Available	2,754,218
Revenues	
City Funds	27,162,749
Federal Funds	0
State Funds	0
Other Funds	0
Total	0
Received	0

Estimated Completion Date: Summer 2024




Phase: Construction

Overall Project Details:

The project was created to address the flow capacity deficiencies and aging infrastructure for the river trunk. The gravity system is phase two of the three phase realignment project. It consists of over 9,000 linear feet of large diameter gravity sewer pipe, and adjacent water main rehabilitation on Colorado Avenue.

Latest Project Status:

The contractor progressed with the installation of the 48-inch fiberglass reinforced polymer mortar pipe (FRPMP) sewer trunk along Colorado Avenue, concurrently ensuring monitoring of vibrations during the shoring installation. Within this timeframe, the installation of A8 and A9 sanitary manholes (SSMH) was successfully completed, and the initiation of SSMH A10 installation commenced. The ongoing installation of fiber optic conduit continued along Colorado Avenue as well. At the 7th Street diversion structure, repairs were executed on the air stripper concrete pad to achieve the necessary slope.



River Trunk Realignment – Shackelford Pump

(Project Code 101291)

Expenses	
Project Budget	14,593,613
Encumbered	3,472,246
Expended	9,642,614
Available	1,478,752
Revenues	
City Funds	14,593,613
Federal Funds	0
State Funds	0
Other Funds	0
Total	0
Received	0

Estimated Completion Date: Spring 2024

Phase: Construction

Overall Project Details:

The River Trunk Realignment Shackelford Pump Station Project will redirect flow from the existing river trunk line to the new river trunk line that is going to be installed along Colorado Avenue as a part of the Gravity System project which is currently under construction. The project will also incorporate a gravity line from Neece Drive to the new river trunk and plug the line that goes into the existing river trunk line. The wastewater from the Dryden Golf Course clubhouse will also be brought into the new river trunk line under this project.

Latest Project Status:

At the electrical building, the installation of roof structural framing and the steel structural deck has been completed. Concrete foundations for the electrical cabinets have been poured. Within the wet well, the basins for the submersible pumps have been securely positioned, accompanied by the installation of piping supports in the dry vault. Additionally, over the past month, a thorough cleanup of the maintenance yard at the golf course location was completed.



Sonoma Trunk Extension, Lift Station and Water Main Upgrade

(Project Code 100535/101367)

Expenses	
Project Budget	10,654,360
Encumbered	2,765,990
Expended	7,025,543
Available	862,827
Revenues	
City Funds	10,654,360
Federal Funds	0
State Funds	0
Other Funds	0
Total	0
Received	0

Estimated Completion Date: Spring 2024

Phase: Construction

Overall Project Details:

This project will provide new gravity sewer mains that will serve existing and future developments. These developments include Oakdale Road from Post Office Drive to Mable Avenue; Sylvan Avenue from Oakdale Road to East of Lydia Lane; and the entire length of Lydia Lane.

Also included is a new Lift Station and associated sitework on Sylvan Avenue just east of Lydia Lane and a new force main connecting the Lift Station with the existing Sonoma Trunk; a new stormwater filtration and retention system on Sylvan Avenue; and new water main upgrades on Sylvan Avenue from Oakdale Road to Aria Way and on the entirety of Lydia Lane.

Latest Project Status:

Over the previous month, the contractor successfully concluded all paving and iron-raising activities. Ongoing traffic control measures remain in effect and are expected to persist until the striping phase is finalized. Work continues in the wet well of the sewer lift station. Upon completion of this task, attention will shift towards addressing the punch-list items.



Sutter Neighborhood Strengthen & Replace Water Mains

(Project Code 101154)

Expenses	
Project Budget	2,935,500
Encumbered	705,357
Expended	1,911,517
Available	318,626
Revenues	
City Funds	2,935,500
Federal Funds	0
State Funds	0
Other Funds	0
Total	0
Received	0

Estimated Completion Date: January 2024

Phase: Construction

Overall Project Details:

This project will replace approximately 5,072 lineal feet of aged existing water mains within Stanislaus County, generally bounded by Sunset Avenue on the east, Rouse Avenue to the north, Sutter Avenue on the west, and Pelton Avenue on the south. Existing water mains in this area are undersized steel mains which are prone to leaking and low pressures. This project will replace the existing system with City standard water mains, valves and hydrants to improve system reliability, flows and pressures.

Latest Project Status:

Construction is 95% completed. The contractor is working on punch list items.

Design Phase

<i>Department</i>	<i>Project Name</i>	<i>Design Amount</i>	<i>Total Project Amount</i>
<i>Community & Economic Development</i>	<i>Bike Trail along MID Canal (Funded by Measure L)</i>	117,222	1,092,054
<i>Community & Economic Development</i>	Claratina - McHenry/Coffee 4 Lane	1,402,167	6,062,911
<i>Community & Economic Development</i>	Claratina Phase 1 – Hetch Hetchy Crossing	200,000	6,270,000
<i>Community & Economic Development</i>	Paradise Road ATP Cycle III (Funded by Measure L)	25,000	25,000
<i>Community & Economic Development</i>	Systemic Safety Analysis Report Program (Funded by Measure L)	250,000	250,000
<i>Community & Economic Development</i>	Tully Road Safety Improvements (Funded by Measure L)	34,538	411,183
<i>Modesto Fire</i>	MFD Station No.1 Roof Replacement	25,000	337,850
<i>Parks, Recreation & Neighborhoods</i>	Cesar E. Chavez Park Renovation	950,000	9,700,000
<i>Parks, Recreation & Neighborhoods</i>	Downey Shade Structure & Parking Lot Replacement	50,000	600,000
<i>Parks, Recreation & Neighborhoods</i>	Dr. Martin Luther King Jr. Park Renovation	900,000	8,850,000
<i>Parks, Recreation & Neighborhoods</i>	Dry Creek Connection to Tuolumne River Regional Park (TRRP) Trail	600,000	5,000,000
<i>Parks, Recreation & Neighborhoods</i>	Dryden Golf Course Clubhouse Reconstruction	400,000	4,500,000
<i>Parks, Recreation & Neighborhoods</i>	Mary E. Grogan Park Phase 2	365,000	3,963,588
<i>Parks, Recreation & Neighborhoods</i>	TRRP Master Plan Update	350,000	TBD
<i>Parks, Recreation & Neighborhoods</i>	TRRP Neece Drive Boat Launch	250,613	999,940
<i>Parks, Recreation & Neighborhoods</i>	TRRP River Overlook	220,806	999,940
<i>Parks, Recreation & Neighborhoods</i>	TRRP Riverwalk Trail - Gateway to Legion Park	600,000	6,590,000
<i>Parks, Recreation & Neighborhoods</i>	TRRP Riverwalk Trail - Gateway to Neece Drive	400,000	3,118,885
<i>Parks, Recreation & Neighborhoods</i>	Virginia Corridor Phase 7	775,000	7,106,737

Design Phase

<i>Department</i>	<i>Project Name</i>	<i>Design Amount</i>	<i>Total Project Amount</i>
<i>Utilities</i>	<i>2020-2021 Sewer Line Replacement</i>	75,000	1,500,000
<i>Utilities</i>	<i>Caustic Soda Handling Facility</i>	812,000	4,000,000
<i>Utilities</i>	<i>Empire Yosemite Boulevard Strengthen & Replace Water Main Crossings</i>	28,651	1,472,113
<i>Utilities</i>	<i>J.M. Pike Park Neighborhood Strengthen & Replace Water Mains</i>	661,774	6,358,311
<i>Utilities</i>	<i>J.M. Pike Stormwater to Sanitary Cross Connection Removal</i>	639,500	32,000,000
<i>Utilities</i>	<i>Jennings Well Treatment Improvements</i>	320,000	1,500,000
<i>Utilities</i>	<i>Sutter Neighborhood Strengthen & Replace Water Mains</i>	172,018	2,935,500
<i>Utilities</i>	<i>Sutter Parking Lot & Security Upgrade</i>	326,004	6,205,176
<i>Utilities</i>	<i>Wells 40,41 & 265 Flush Lines</i>	250,000	2,500,000
<i>Utilities</i>	<i>Well 312 Treatment System & Flush Lines</i>	87,197	1,634,000
<i>Utilities</i>	<i>West Trunk Rehabilitation</i>	1,300,000	15,000,000
<i>Utilities</i>	<i>Woodland Lift Station Rehabilitation</i>	70,301	1,543,616
<i>Utilities</i>	<i>Yosemite Transmission Main</i>	1,263,196	3,660,517

In accordance with the requirements of Title II of the Americans with Disabilities Act ("ADA") of 1990, the Fair Employment & Housing Act ("FEHA"), the Rehabilitation Act of 1973 (as amended), Government Code section 11135 and other applicable codes, the City of Modesto ("City") will not discriminate against individuals based on disability in the City's services, programs, or activities. For more information, please visit the City of Modesto website at <https://www.modestogov.com/865/Americans-with-Disabilities-Act-ADA>.