



CITY OF
MODESTO
CALIFORNIA



OCTOBER 2024

CITY MANAGER'S UPDATE

Monthly Report
to the City of Modesto
City Council & Community

City Managers Monthly Update



Council and Community:

The City continues to make strides in enhancing our infrastructure, improving public spaces, and ensuring the safety and well-being of our residents. October was filled with exciting progress across various projects, from ongoing roadway improvements to updates on key facility upgrades. I am pleased to share initiatives designed to strengthen our city as we work hard to make Modesto a vibrant place to live. Read on to learn more about what's ahead!

I am proud to announce that the City of Modesto has received three Helen Putnam Awards for Excellence, a prestigious recognition established in 1982 by the League of California Cities. These awards celebrate innovative and impactful city programs that enhance community well-being across California. Modesto's achievements highlight its commitment to providing creative solutions for local challenges and improving quality of life for residents. See more about these awards starting on page 11.

On page 10, the **Finance** department reports on grants that we have applied for and received in the months of September and October. We were awarded over \$9 million in grants, the largest of which is the \$5.1 million Staffing for Adequate Fire and Emergency Response (SAFER) Grant from the U.S. Department of Homeland Security. This grant is vital in helping us enhance public safety by funding the recruitment and retention of additional fire and emergency responders. With this support, the City can strengthen its emergency response capabilities, ensuring quicker and more effective service to our community in times of crisis.

The **Police** department shares statistics on crime comparisons over the past several years. We have seen a slight decrease in quality-of-life calls. This reduction suggests improvement in addressing community concerns such as vandalism, homelessness, and public disturbances. While the change is small, it reflects ongoing efforts to address these challenges. You will find these statistics starting on page 16.

Your continued support plays a vital role in our mission to build a stronger, safer, and more vibrant community for everyone. Thank you for staying engaged and being an active part of this journey. With your help, we're making Modesto an even better place to live, work, and thrive. We look forward to achieving even more together in the months ahead!

Sincerely,

A handwritten signature in blue ink that reads "Joseph P. Lopez". The signature is fluid and cursive, with the first letters of the first and last names being capitalized and prominent.

Joseph P. Lopez

CONTENTS

4

MONTHLY FINANCIALS

10

GRANT APPLICATIONS &
AWARDS

11

HELEN PUTNAM AWARDS

12

ENGINEERING SERVICES /
MEASURE L

13

MODESTO FIRE

16

MODESTO POLICE

18

MEASURE H

20

PARKS RECREATION &
NEIGHBORHOODS

23

PUBLIC WORKS / SB 1

24

UTILITIES

34

UPCOMING PROJECTS

Fiscal Year 2024-25 Financial Report

City of Modesto, CA
Through October 31, 2024*

General Fund Overview

	Monthly Actuals Received/ Expended	Monthly % of Total Budget	Year To Date Actuals	2024-25 Operating Budget	% of Total Budget Received/ Expended
Revenues	\$11,657,853	6.4%	\$29,940,337	\$182,594,683	16.4%
Expenditures	\$36,855,777	17.6%	\$74,578,784	\$209,474,371	35.6%
Revenue Over Expenditure Variance	-\$25,197,925		-\$44,638,447	-\$26,879,688	

Revenue Overview

In the month of October, the City received \$11.66M (6.4% of budget) which is \$423K more than the amount received in the same period last fiscal year. The increase was driven by the payment of Sales Tax receipts for the current fiscal year in the amount of \$3.09M and the receipt of Business License/Mill Tax in the amount of \$2.5M.

Fiscal-year-to-date 2024-25 includes revenues for fire service contracts as follows: Oakdale Fire Service \$1.6M, City of Ceres \$2.6M, City of Turlock \$172K, Stanislaus Consolidated \$179K, and City of Salida \$687K.

Expenditure Overview

In the month of October, the City expended \$36.8M (17.6% of budget) which is \$24.7M more than the amount spent in the same period last year. The increase was driven by the receipt of the Unfunded Accrued Liability pension cost in the amount of \$23M. Last fiscal year, this transaction was processed in September.

Fiscal-year-to-date 2024-25 includes expenses for fire service contracts as follows: Oakdale Fire Service \$2.2M, City of Ceres \$2.6M, City of Turlock \$115K, Stanislaus Consolidated \$230K, and City of Salida \$707K.

Most departmental expenditures this period came from Public Safety Departments (\$31.3M of the total \$36.8M) and were mainly related to salary/benefit charges. Salary/benefit expenses for the Police and Fire Departments totaled \$27.7M. Remaining salary/benefit expenditures for General Fund departments totaled \$4.1M, for a total expenditure of \$31.8M.

*Reflects amounts for October 31, 2024, as of November 19, 2024. These figures are preliminary and will change.

Fiscal Year 2024-25 Financial Report

City of Modesto, CA
Through October 31, 2024*

General Fund Revenue Overview

	Revenue Category	Monthly Actuals Received	Monthly % of Total Budget	Year To Date Actuals	2024-25 Operating Budget	% of Total Budget Received/ Expended
1	Property Tax – Property	\$60,781	.3%	\$123,752	\$22,870,264	.5%
2	Property Tax – VLF Swap	\$0	0%	\$0	\$23,059,188	0%
3	Sales Tax	\$3,090,352	7.5%	\$6,249,526	\$41,004,883	15.2%
4	Utility Users Tax	\$2,106,846	9.5%	\$6,398,809	\$22,105,000	28.9%
5	Business License/Mill Tax	\$2,533,920	14.9%	\$3,251,214	\$17,055,056	19.1%
6	Franchise Fees	\$16,045	.3%	\$58,548	\$6,161,300	1%
7	Transient Occupancy Tax	\$302,088	8.6%	\$898,898	\$3,514,400	25.6%
8	Construction Revenues	\$198,395	7.7%	\$883,205	\$2,584,959	34.2%
9	Departmental Revenues	\$3,089,979	7.8%	\$11,261,732	\$39,561,845	28.5%
10	Motor Vehicle Fees	\$0	0%	\$0	\$190,000	0%
11	Cannabis Tax	\$259,447	6.7%	\$814,653	\$3,859,148	21.1%
12	Transfers In	\$0	0%	\$0	\$628,640	0%
	Total	\$11,657,853	6.4%	\$29,940,337	\$182,594,683	16.4%

Notes	
1	Payments will be received in fiscal year December/January and May/June.
2	Payments will be received in fiscal year December/January and May/June.
3	Payment of \$3.09M received is \$783K less than the amount received in the same period last year.
4	Payment of \$2.1M received is \$260K more than the amount received in the same month last year.
5	Payment of \$2.5M received is \$244K more than the amount received in the same month last fiscal year.
9	Revenues of \$3.09M received are \$721K more than the amount received in the same month last fiscal year.
11	Payment of \$259K received is \$13K less than the amount received in the same month last fiscal year.
12	Majority typically processed at the end of June through fiscal-year-end.

*Reflects amounts for October 31, 2024, as of November 19, 2024. These figures are preliminary and will change.

Fiscal Year 2024-25 Financial Report

City of Modesto, CA
Through October 31, 2024*

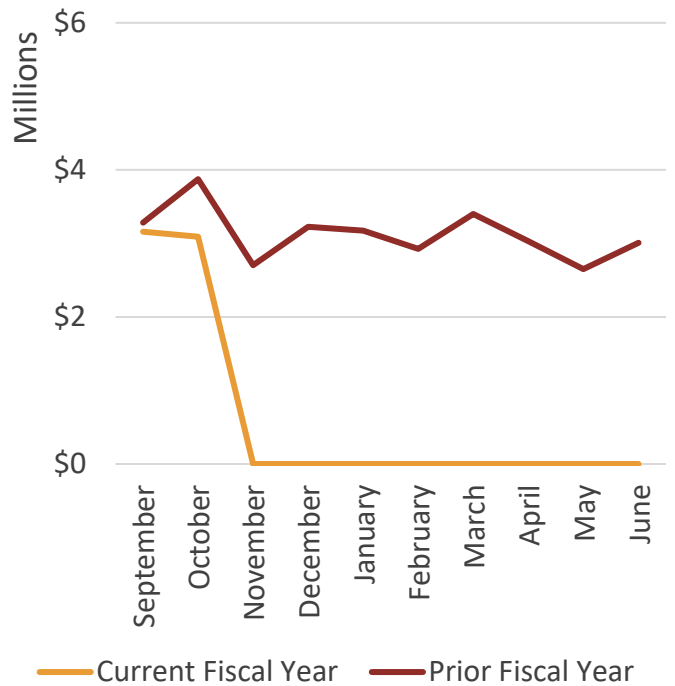
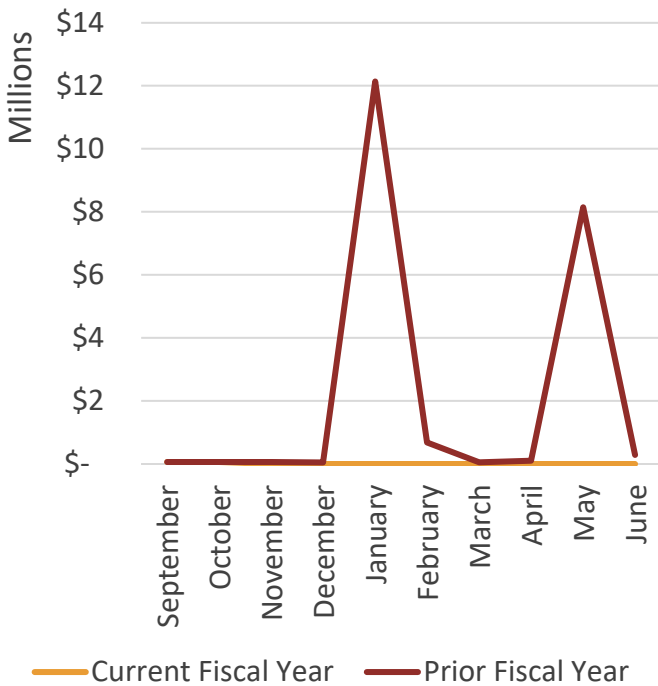
General Fund Revenue Property & Sales Tax

Property Tax

Month	Current Fiscal Year Revenues	Prior Fiscal Year Revenues	Year-over-Year Variance
July†			
August†			
September†	\$62,971	\$61,498	\$1,473
October	\$60,781	\$61,038	-\$257
November	\$0	\$62,204	
December	\$0	\$49,125	
January	\$0	\$12,138,498	
February	\$0	\$678,083	
March	\$0	\$52,695	
April	\$0	\$107,970	
May	\$0	\$8,150,171	
June	\$0	\$288,266	
Total	\$123,752	\$21,649,548	\$1,216

Sales Tax

Month	Current Fiscal Year Revenues	Prior Fiscal Year Revenues	Year-over-Year Variance
July†			
August†			
September†	\$3,159,174	\$3,280,604	-\$121,430
October	\$3,090,352	\$3,873,652	-\$783,300
November	\$0	\$2,705,287	
December	\$0	\$3,226,378	
January	\$0	\$3,172,093	
February	\$0	\$2,926,902	
March	\$0	\$3,400,977	
April	\$0	\$3,028,715	
May	\$0	\$2,650,334	
June	\$0	\$3,010,306	
Total	\$6,249,526	\$31,275,248	-\$904,730



*Reflects amounts for October 31, 2024, as of November 19, 2024. These figures are preliminary and will change.

†Accrual reversals occur in July, August, and September. To address this, July and August revenues are reported in September.

Fiscal Year 2024-25 Financial Report

City of Modesto, CA
Through October 31, 2024*

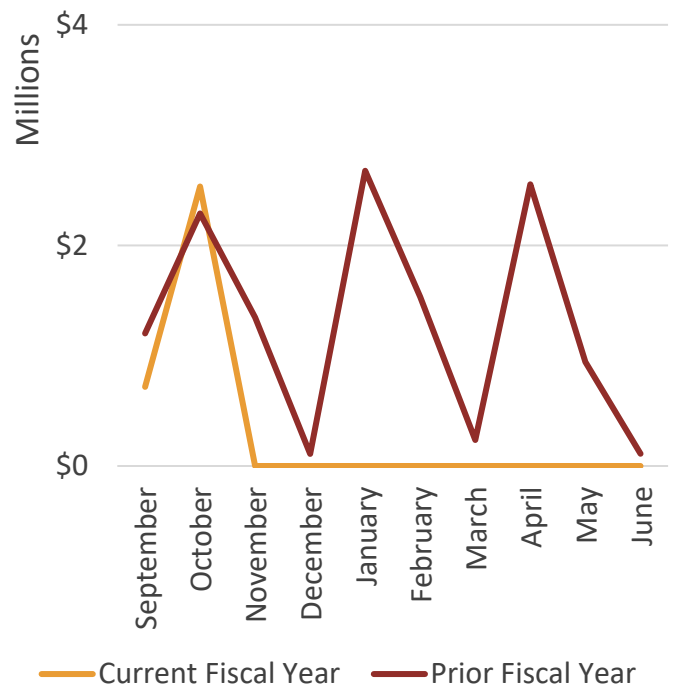
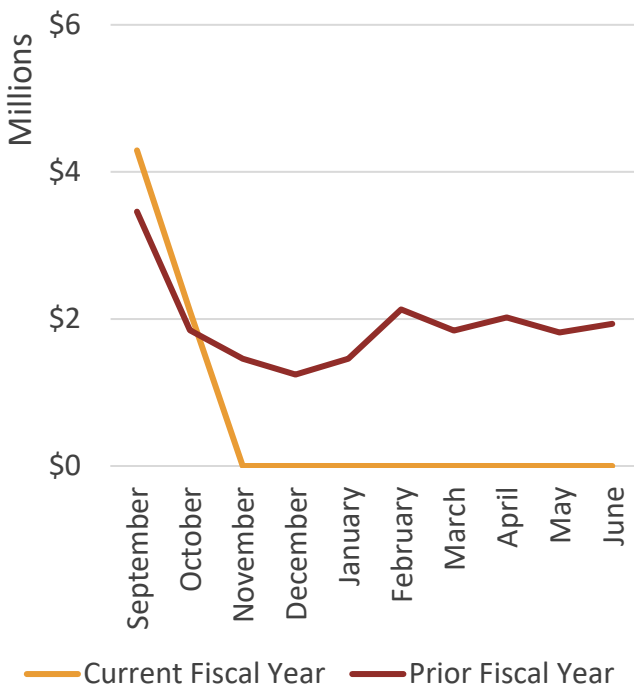
General Fund Utilities, Business License & Mill Tax

Utility Users Tax

Month	Current Fiscal Year Revenues	Prior Fiscal Year Revenues	Year-over-Year Variance
July†			
August†			
September†	\$4,291,963	\$3,458,877	\$833,086
October	\$2,106,846	\$1,846,363	\$260,483
November	\$0	\$1,460,972	
December	\$0	\$1,243,576	
January	\$0	\$1,457,017	
February	\$0	\$2,128,295	
March	\$0	\$1,840,413	
April	\$0	\$2,019,612	
May	\$0	\$1,813,833	
June	\$0	\$1,931,630	
Total	\$6,398,809	\$19,200,588	\$1,093,569

Business License / Mill Tax

Month	Current Fiscal Year Revenues	Prior Fiscal Year Revenues	Year-over-Year Variance
July†			
August†			
September†	\$717,295	\$1,201,623	-\$484,328
October	\$2,533,920	\$2,289,484	\$244,436
November	\$0	\$1,346,482	
December	\$0	\$109,609	
January	\$0	\$2,676,558	
February	\$0	\$1,533,682	
March	\$0	\$235,512	
April	\$0	\$2,552,809	
May	\$0	\$942,845	
June	\$0	\$111,681	
Total	\$3,251,215	\$13,000,285	-\$239,892



*Reflects amounts for October 31, 2024, as of November 19, 2024. These figures are preliminary and will change.

†Accrual reversals occur in July, August, and September. To address this, July and August revenues are reported in September.

Fiscal Year 2024-25 Financial Report

City of Modesto, CA
Through October 31, 2024*

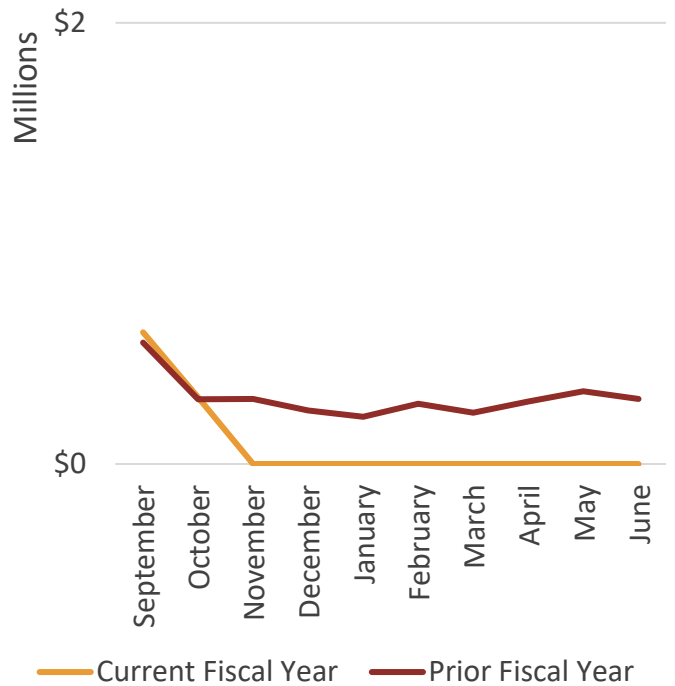
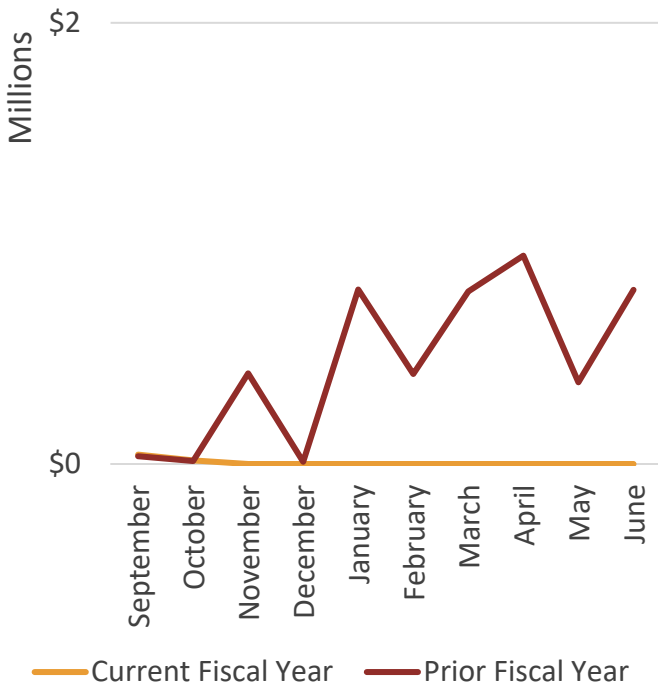
General Fund Revenue Major Revenue Sources

Franchise Fees

Month	Current Fiscal Year Revenues	Prior Fiscal Year Revenues	Year-over-Year Variance
July†			
August†			
September†	\$42,503	\$34,534	\$7,969
October	\$16,045	\$13,067	\$2,978
November	\$0	\$411,419	
December	\$0	\$10,019	
January	\$0	\$791,572	
February	\$0	\$408,098	
March	\$0	\$782,111	
April	\$0	\$944,457	
May	\$0	\$369,746	
June	\$0	\$788,941	
Total	\$58,548	\$4,553,964	\$10,947

Transient Occupancy Tax

Month	Current Fiscal Year Revenues	Prior Fiscal Year Revenues	Year-over-Year Variance
July†			
August†			
September†	\$596,910	\$550,309	\$46,501
October	\$302,088	\$293,460	\$8,628
November	\$0	\$294,566	
December	\$0	\$243,113	
January	\$0	\$214,043	
February	\$0	\$273,640	
March	\$0	\$232,378	
April	\$0	\$283,933	
May	\$0	\$330,031	
June	\$0	\$294,719	
Total	\$596,910	\$3,010,192	\$46,501



*Reflects amounts for October 31, 2024, as of November 19, 2024. These figures are preliminary and will change.

†Accrual reversals occur in July, August, and September. To address this, July and August revenues are reported in September.

Fiscal Year 2024-25 Financial Report

City of Modesto, CA
Through October 31, 2024*

General Fund Expenditures Overview

	Department	Monthly Actuals Expended	Monthly % of Total Budget	Year To Date Actuals	2024-25 Operating Budget	% of Total Budget Expended
1	City Council	\$79,676	10.5%	\$199,382	\$762,607	26.1%
2	City Manager	\$421,657	13.8%	\$1,118,615	\$3,059,790	36.6%
3	City Attorney	\$240,051	12.0%	\$606,539	\$1,992,151	30.4%
4	City Clerk	\$108,599	8.2%	\$259,718	\$1,318,174	19.7%
5	City Auditor	\$81,882	14.9%	\$123,392	\$548,415	22.5%
6	Office of Performance Management & Budget (OPMB)	\$132,444	10.4%	\$326,138	\$1,275,979	25.6%
7	Finance	\$934,543	13.3%	\$2,415,246	\$7,009,993	34.5%
8	Community & Economic Development (CED)	\$915,205	13.9%	\$2,167,417	\$6,580,269	32.9%
9	Engineering Services	\$215,441	12.4%	\$536,965	\$1,738,930	30.9%
10	Human Resources	\$344,574	16.1%	\$785,060	\$2,141,137	36.7%
11	Fire	\$13,371,305	19.8%	\$26,292,133	\$67,512,122	38.9%
12	Police	\$17,961,463	19.8%	\$33,356,271	\$90,687,542	36.8%
13	Parks Recreation & Neighborhoods (PRN)	\$2,023,217	11.1%	\$6,352,178	\$18,192,996	34.9%
14	Public Works	\$0	N/A	\$0	\$0	N/A
15	Non-Departmental	\$4,244	1.0%	\$18,285	\$436,873	4.2%
16	Transfers Out	\$21,446	0.3%	\$21,446	\$6,217,395	0.3%
	Total	\$36,855,777	17.6%	\$74,578,784	\$209,474,371	35.6%

1 - \$60K from salary/benefit expense, \$10K for internal service fund changes, and \$10K for discretionary expenses. **2** - \$381K from salary/benefit expense, \$18K for internal service fund changes, and \$23K for discretionary expenses. **3** - \$148K from salary/benefit expense, \$13K for internal service fund changes, and \$79K for discretionary expenses. **7** - \$786K from salary/benefit expense, \$64K for internal service fund changes, \$90K for discretionary expenses and \$5K received as an offsetting expense for direct charge revenue. **8** - \$779K from salary/benefit expense, \$92K for internal service fund changes, \$48K for discretionary expenses and \$4K received as an offsetting expense for direct charge revenue. **11** - \$12.1M from salary/benefit expense, \$153K for internal service fund changes, and \$1.1M for discretionary expenses. **12** - \$15.6M from salary/benefit expense, \$544K for internal service fund changes, and \$1.8M for discretionary expenses. There was also \$41K received as an offsetting expense for direct charge revenue. **13** - \$1.2M from salary/benefit expense, \$159K for internal service fund changes, and \$671K for discretionary expenses and \$39K received as an offsetting expense for direct charge revenue.

*Reflects amounts for October 31, 2024, as of November 19, 2024. These figures are preliminary and will change.

Grant Applications & Awards

September / October 2024

Grant Title	Awarding Agency	Grant Application Amount	Match	In-Kind
Information Technology				
CA4426 State and Local Cybersecurity Grant – State Agency (SG) FY 2024	CA Other	\$248,500	N/A	N/A
Total		\$248,500	N/A	N/A

Grant Title	Awarding Agency	Grant Award Amount	Match	In-Kind
Fire				
CA3736 Volunteer Fire Capacity (VFC) Program FY 2025	CA Natural Resources	\$19,999	\$19,999	N/A
US4399 Staffing for Adequate Fire and Emergence Response (SAFER) Grant FY 2023	US Department of Homeland Security	\$5,149,722	N/A	N/A
Police				
US17144 Community Oriented Policing Services (COPS) Technology and Equipment Program Invitational Solicitation (Limited Eligibility) FY 2024	US Department of Justice	\$3,530,000	N/A	N/A
CA3306 Tobacco Grant Program FY 2025	CA Department of Justice	\$547,511	N/A	N/A
CA1628 California Office of Traffic Safety (OTS): General Grants FY 2025	CA Department of Transportation	\$560,000	N/A	N/A
Total		\$9,807,232	\$19,999	\$0

Helen Putnam Awards for Excellence

Downtown Streets Team



The Downtown Streets Team through **Community and Economic Development** received a Helen Putnam Award for Excellence in recognition of Modesto's partnership with this initiative that supports individuals experiencing homelessness by offering personalized case management, housing navigation, and placement services. The program's focus on removing barriers and leveraging community partnerships has been instrumental in connecting people to stable housing.

Student Engagement & Healthy Rooms



Two additional Helen Putnam Awards for Excellence awards were presented to the **Modesto Police Department**. The first honors the Student Engagement Officer and the 10K With a Cop programs, which foster positive relationships between police and students while promoting physical activity and trust. The second award highlights the MPD's Healthy Room Project, which provides safe spaces and resources for individuals experiencing homelessness. Officer Sean Dodge has been a key contributor to the success of these impactful programs.

Congratulations!

Engineering Services

Measure L

Pelandale Phase 2 Project Code 101269

Expenses	
Project Budget	\$7,680,769
Encumbered	\$244,839
Expended	\$3,143,029
Available	\$4,292,900
Revenues	
City Funds	\$0
Federal Funds	\$0
State Funds	\$5,536,000
Other Funds	\$2,144,769
Total	\$7,680,769
Received	\$0

Estimated Completion Date: Fall 2024

Phase: *Construction Completed!*

This project will add a second left-turn lane from eastbound Pelandale Avenue to northbound Sisk Road and a dedicated right-turn lane from eastbound Pelandale Avenue to southbound Sisk Road. Additionally, it will include modifications to the traffic signals at the intersection. This project will fulfill the remaining requirements of the SR-99/Pelandale Interchange Project.

Latest Project Status: All sidewalk installation, pavement work and striping were completed. The traffic signal and pedestrian push buttons are operational, and all lanes are open to traffic.



Modesto Fire Department Certified Autism Center™ (CAC)



The Fire Department has partnered with the International Board of Credentialing and Continuing Education Standards to become a Certified Autism Center. This certification reaffirms our commitment to providing compassionate, understanding, and effective emergency response for every member of our community, ensuring that individuals with autism and their families feel supported and valued during emergencies.

Modesto Fire Department

October 2024 Recap



Total Calls for Service  -3%

Total Fire Incidents  +19%

Average Response Time  +1%

Average Turnout Time  +1%

Total EMS Calls  -5%

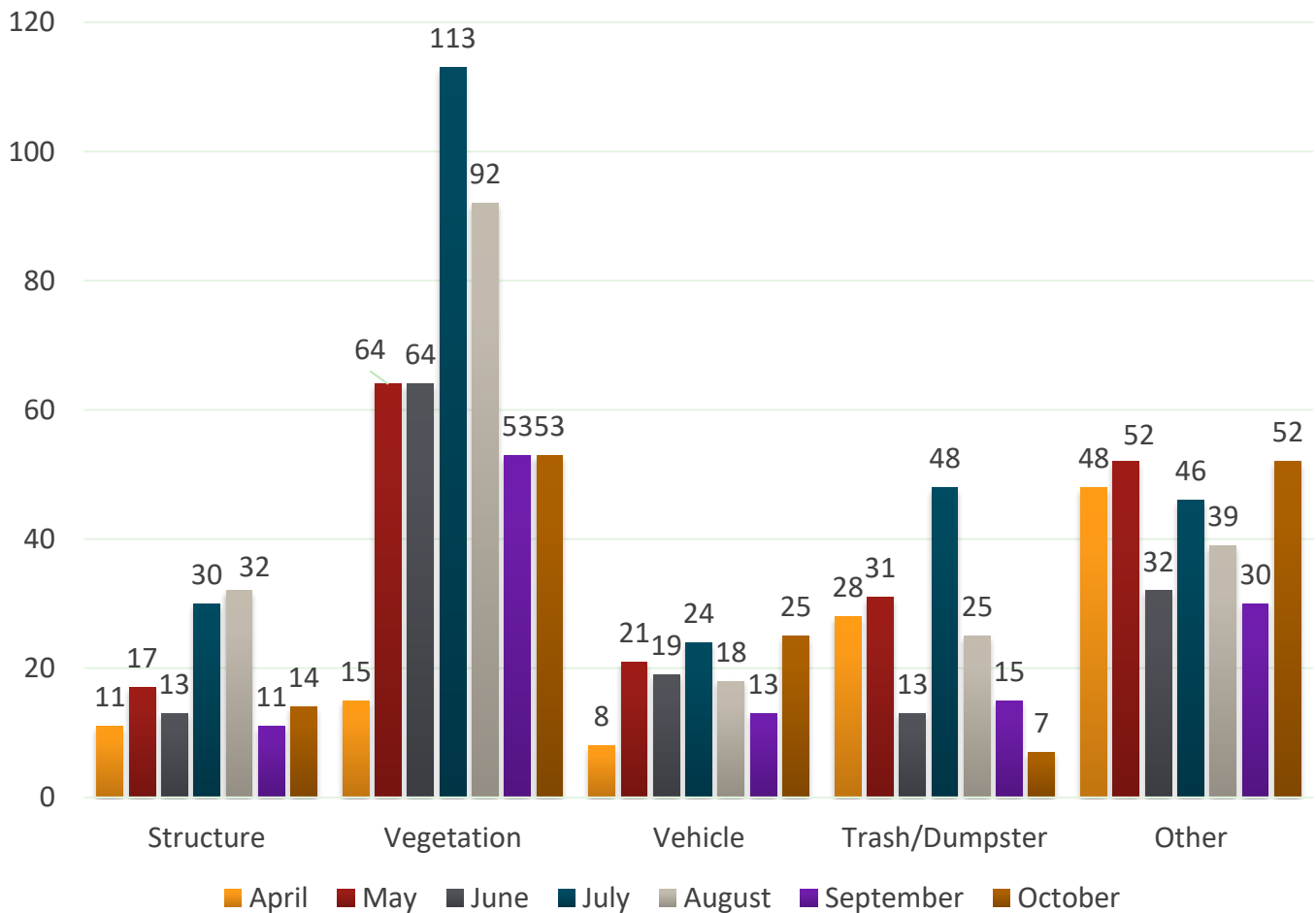
Total Vehicle Accidents  +6%

October 2024 Recap

Top Five Busiest Stations Calls for Service

Station 1	Station 5	Station 3	Station 2	Station 7
602	532	372	301	296

Fires by Type



Modesto Police Department

October 2024 Recap



Major Crime ↓ -6%

Auto Theft ↓ -3%

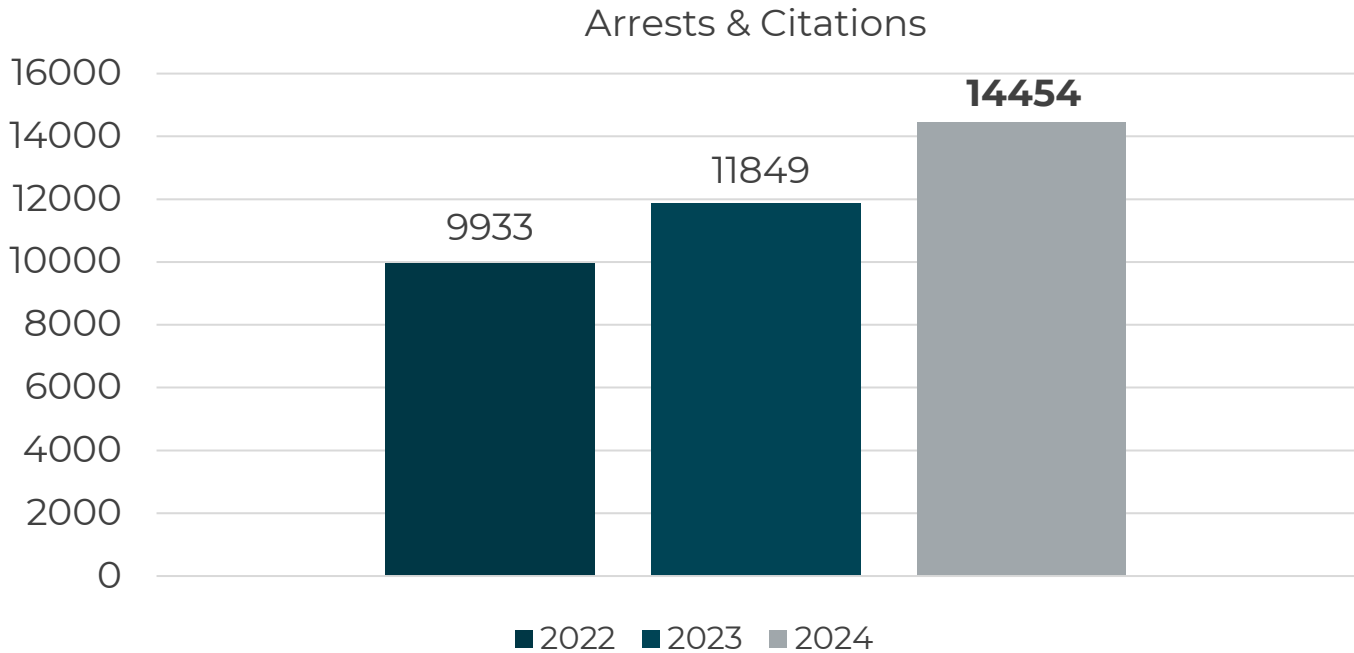
Commercial Burglary ↓ -8%

Vehicle Larceny ↓ -14%

Robbery ↓ -10%

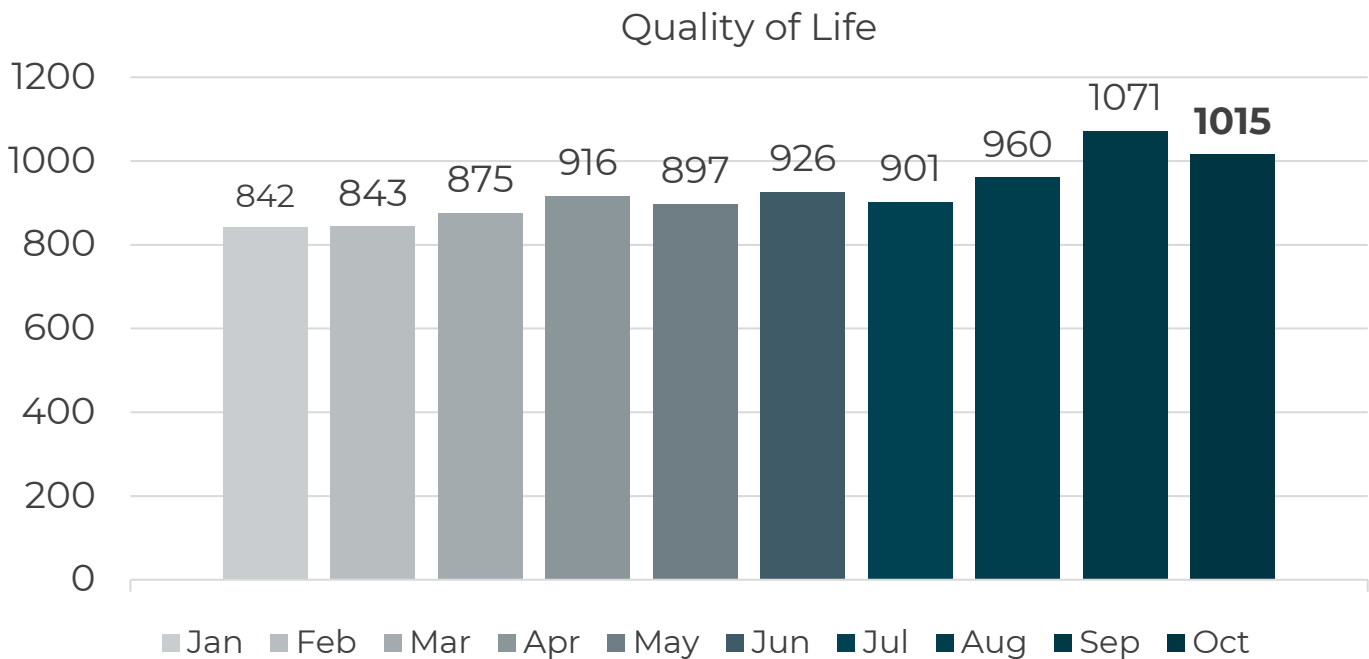
Residential Burglary ↑ +2%

Police Department Year to Date Comparison 2022 to 2024



The number of arrests and citations may fluctuate due to record processing.

The following chart represents quality of life Calls For Service initiated by citizens for the City of Modesto. These statistics are generated using Geoshield.



Measure H

2024 Preventative Maintenance Project Code 101518

Expenses	
Project Budget	\$2,170,000
Encumbered	\$5,575
Expended	\$1,153,016
Available	\$1,011,409
Revenues	
City Funds	\$2,170,000
Federal Funds	\$0
State Funds	\$0
Other Funds	\$0
Total	\$2,170,000
Received	\$2,170,000

Estimated Completion Date: December 2024
Phase: Construction in various phases

Parks, Recreation and Neighborhoods established a multi-year plan to systematically address the deferred and preventative maintenance in our park system. In June 2023, Council approved the FY 2023-2024 budget, which included \$2,170,000 of Measure H funding for preventative park maintenance projects which include: basketball/volleyball court seal and striping at 12 parks, tennis court resurfacing at 5 parks, concrete repairs/tripping hazards and Americans with Disabilities Act (“ADA”) of 1990 issues at 12 parks, park security lighting upgrades at 4 parks, and parking lot slurry seal and striping at 6 parks.

Latest Project Status: With various aspects of this project now complete, work continues on the final phase of upgrading park security lighting at four parks.

2025 Preventative Maintenance Project Code 101602

Expenses	
Project Budget	\$2,852,000
Encumbered	\$133,137
Expended	\$582,946
Available	\$2,135,916
Revenues	
City Funds	\$2,852,000
Federal Funds	\$0
State Funds	\$0
Other Funds	\$0
Total	\$2,852,000
Received	\$2,852,000

Estimated Completion Date: December 2024
Phase: Construction in various phases

Parks, Recreation and Neighborhoods established a multi-year plan to systematically address the deferred and preventative maintenance in our park system. In June 2024, Council approved the FY 2024-2025 budget, which included \$2,852,000 of Measure H funding for preventative park maintenance projects which include: basketball/volleyball court seal and striping at 9 parks, concrete repairs/tripping hazards and Americans with Disabilities Act (“ADA”) of 1990 issues at 11 parks, park security lighting upgrades at 3 parks, new park signs at 6 parks, and tree trimming for an estimated 20 parks.

Latest Project Status: The basketball/volleyball courts at East La Loma Park, George Rogers Park, and Riverside Park were resurfaced and the parking lot at Thurman Soccer Field was resurfaced. Concrete repairs for ADA access were completed at Graceada Park, Chrysler 99 Park, Beyer Park, and Sonoma Park.



Parks, Recreation & Neighborhoods

The Awesome Spot Playground

Project Code 100984

Expenses	
Project Budget	\$1,693,013
Encumbered	\$178,822
Expended	\$496,839
Available	\$1,017,352
Revenues	
City Funds	\$184,763
Federal Funds	\$1,100,000
State Funds	\$400,000
Other Funds	\$8,250
Total	\$1,693,013
Received	\$387,723

Estimated Completion Date: Winter 2025
Phase: Construction

The Awesome Spot Playground Team (TASP) has partnered with the City of Modesto, to design an all-inclusive playground at Beyer Community Park. The playground will feature sensory-integrated playground equipment designed to eliminate social, physical, and cognitive barriers from play.

Latest Project Status: Staff reviewed bid packages and identified the lowest responsive bidder for City Council's consideration to award the flatwork installation contract, ensuring continued construction progress throughout the park site.

Mary E. Grogan Park Phase 2

Project Code 101017

Expenses	
Project Budget	\$5,629,822
Encumbered	\$3,911,289
Expended	\$981,140
Available	\$737,393
Revenues	
City Funds	\$5,629,822
Federal Funds	\$0
State Funds	\$0
Other Funds	\$0
Total	\$5,629,822
Received	\$0

Estimated Completion Date: Spring 2025
Phase: Construction

This is a 9-acre project that will include the installation of a new irrigation system, landscape, drainage, hardscapes, lighting, security cameras, a three-stall bathroom building, shade structure, metal arbor structure, site furnishings, playground, and a cricket pitch.

Latest Project Status: Eighty-five percent of the concrete walkways have been installed, and all trenching and electrical conduit installation for site lighting has been completed.



Parks Turf Reduction Phase 1

Project Codes 101426 & 101555

Expenses	
Project Budget	\$2,224,939
Encumbered	\$630
Expended	\$430,947
Available	\$1,793,362
Revenues	
City Funds	\$0
Federal Funds	\$225,000
State Funds	\$1,999,939
Other Funds	\$0
Total	\$2,224,939
Received	\$301,249

Estimated Completion Date: Summer 2024
Phase: *Construction Completed!*

Phase 1 of this project consists of the removal of approximately 2.95 Acres of turf at four parks (Orchard Park, Moran Estates Park, East La Loma Park and Chrysler Park). The water savings anticipated is approximately 3,850,000 gallons annually.

Latest Project Status: Phase 2 of this project, which includes nine additional parks, is currently in design, with an expected design completion in summer 2025.

Public Works - SB 1 Project

2024 Slurry Seal Season

Expenses	
Project Budget	\$2,226,100
Encumbered	\$0
Expended	\$2,140,657
Available	\$85,444
Revenues	
City Funds	\$0
Federal Funds	\$2,226,100
State Funds	\$0
Other Funds	\$0
Total	\$2,226,100
Received	\$5,605,366

Estimated Completion Date: October 2024
Phase: 9th Season of Annual Program

The purpose of this program is to maintain and preserve the streets for the City of Modesto by applying Type II slurry made of emulsion oil and aggregate. SB1 funding provides an average of 122 lane miles of residential street preservation each season.

Latest Project Status: The 2024 Slurry Seal season ran from April 23 to October 21, 2024. Since the season's start, the Streets Division has completed a total of 211.14 lane miles of slurry application, including 27.84 lane miles completed in October.

Utilities


Empire Yosemite Boulevard Strengthen & Replace Water Main Crossings Project Code 101458

Expenses	
Project Budget	\$1,472,113
Encumbered	\$55,706
Expended	\$1,215,766
Available	\$200,641
Revenues	
City Funds	\$1,472,113
Federal Funds	\$0
State Funds	\$0
Other Funds	\$0
Total	\$0
Received	\$0

Estimated Completion Date: June 2024
Phase: *Construction Completed!*

This project will rehabilitate approximately 1,335 linear feet of water mains along Yosemite Boulevard in Empire, CA. The water mains along Yosemite Boulevard are old undersized mains which are prone to leaks and low pressure. The project will replace the existing system with City of Modesto standard water mains, valves, and hydrants to improve system reliability, flows and pressures.

Latest Project Status: The project has been completed with the close-out phase underway.



Grayson Well 69 (Replacing Well 274) Project Code 101080

Expenses	
Project Budget	\$4,240,929
Encumbered	\$169,728
Expended	\$4,055,433
Available	\$15,768
Revenues	
City Funds	\$4,240,929
Federal Funds	\$0
State Funds	\$0
Other Funds	\$0
Total	\$0
Received	\$0

Estimated Completion Date: August 2024
Phase: Construction

This project will provide funding for the construction of the surface improvements for the former Well 274 and is intended to limit the amount of treatment and restore the well to its optimum capacity in the town of Grayson. The project will deliver engineering services during construction. Work will include construction of above ground improvements for the well, construction of above well appurtenances, well house, piping, electrical work and infrastructure for a future tank and booster pump.

Latest Project Status: Construction is 99% complete. The Contractor is working on completing punch list items, which includes a battery for the security system, and installation of door badge readers.

J.M. Pike Park Cross Connection Removal

Project Code 101313

Expenses	
Project Budget	\$29,411,744
Encumbered	\$8,200,350
Expended	\$18,968,187
Available	\$2,243,207
Revenues	
City Funds	\$29,411,744
Federal Funds	\$0
State Funds	\$10,000,000
Other Funds	\$0
Total	\$0
Received	\$0

Estimated Completion Date: Spring 2025
Phase: Construction

This project will remove non-functioning rock wells and stormwater to sanitary sewer cross-connections, install new storm drain piping and inlets, a new underground stormwater storage system at J.M. Pike Park, and replace water mains, meters, services, and fire hydrants in select locations throughout the J.M. Pike Park neighborhood.

Latest Project Status: Over the past month, the contractor progressed with the installation of the 30-inch stormwater trunk on Cecil Way, the 18-inch stormwater trunk on West Roseburg, and the 42-inch stormwater trunk on Tully Road. After the stormwater pipe installation, the trenches were backfilled, compacted, and temporarily covered with hot mix asphalt. Additionally, catch basins were installed, connections to the stormwater manholes were made, and concrete collars were poured. Sweepers are being used to maintain cleanliness in the construction work areas for the public.

J.M. Pike Park Neighborhood Strengthen & Replace Water Mains

Project Code 100851

Expenses	
Project Budget	\$11,299,582
Encumbered	\$2,513,761
Expended	\$7,994,774
Available	\$791,047
Revenues	
City Funds	\$11,299,582
Federal Funds	\$0
State Funds	\$0
Other Funds	\$0
Total	\$0
Received	\$0

Estimated Completion Date: February 2025
Phase: Construction

This project will rehabilitate approximately 25,000 linear feet of water mains within the J.M. Pike Park neighborhood area bounded by Tully Road on the east, Roseburg Avenue on the north, Carver Road on the west and Coldwell Avenue on the south. Existing water mains are old undersized steel mains which are prone to leaks and low pressure. The project will replace the existing system with City of Modesto standard water mains, valves, and hydrants to improve system reliability, flows and pressures.

Latest Project Status: The installation of 8-inch and 12-inch water main, valves, fittings and fire hydrants continued on Leonard Avenue, Coldwell Avenue, Tully Road, Kearney Avenue. Water services and meter boxes were installed on Fordham Avenue, Princeton Avenue, Louise Avenue, and Del Monte Avenue.

La Loma Phase 2C Strengthen & Replace Water Mains Project Code 101057

Expenses	
Project Budget	\$9,963,141
Encumbered	\$576,685
Expended	\$8,534,713
Available	\$851,743
Revenues	
City Funds	\$9,963,141
Federal Funds	\$0
State Funds	\$0
Other Funds	\$0
Total	\$0
Received	\$0

Estimated Completion Date: October 2024
Phase: *Construction Completed!*

This project consists of the rehabilitation of 26,000 linear feet of water mains in the La Loma Avenue neighborhood, bordered by Encina Avenue to the north, Yosemite Blvd to the south, Rowland Avenue to the west, and San Juan Drive to the east. The existing water system will be upgraded to City standard mains, valves, and hydrants, enhancing system reliability, flows, and pressures. Additionally, around 600 linear feet of 8-inch sewer mains and manholes will be installed, replacing aging 6-inch sewer lines.

Latest Project Status: The contractor finished punch list items, including final striping and installation of speed cushions.

La Loma Phase 3A Strengthen & Replace Water Mains Project Code 100953

Expenses	
Project Budget	\$8,112,021
Encumbered	\$283,826
Expended	\$6,778,331
Available	\$1,049,864
Revenues	
City Funds	\$8,112,021
Federal Funds	\$0
State Funds	\$0
Other Funds	\$0
Total	\$0
Received	\$0

Estimated Completion Date: September 2024
Phase: *Construction Completed!*

This project will replace approximately 19,200 linear feet of aged existing water mains within the La Loma Neighborhood generally bounded by Trask Lane on the east, Encina Avenue on the north, El Vista Avenue on the west, and Yosemite Boulevard on the south. Existing water mains in this area are old, undersized steel mains which are prone to leaking and low pressures. This project will replace the existing system with City standard water mains, valves, and hydrants to improve system reliability, flows and pressures.

Latest Project Status: The Contractor finished punch list items, including final striping and raising of water valve lid covers. Caltrans has signed-off on work completed within their right of way, along Yosemite Boulevard.

Regional Water Recycling Facility Sutter Campus Parking Lot and Security Upgrade Project Code 100372

Expenses	
Project Budget	\$9,172,966
Encumbered	\$2,442,164
Expended	\$5,195,755
Available	\$1,535,047
Revenues	
City Funds	\$9,172,966
Federal Funds	\$0
State Funds	\$0
Other Funds	\$0
Total	\$0
Received	\$0

Estimated Completion Date: Summer 2025
Phase: Construction

This project will implement improvements to address security, traffic and parking deficiencies in the roadway in front of the plant, plant entrance, parking lot, septage station and Vac-Con facility.

Latest Project Status: The foundations for the light poles were poured, the track for the new front gate and the posts were installed, and paving and striping were completed on portions of Sutter and Robertson Roads.



Regional Water Recycling Facility (RWRF) Jennings Campus Corrosion Control Measures Project Code 101092

Expenses	
Project Budget	\$5,848,760
Encumbered	\$3,512,656
Expended	\$1,160,097
Available	\$1,176,067
Revenues	
City Funds	\$5,848,760
Federal Funds	\$0
State Funds	\$0
Other Funds	\$0
Total	\$0
Received	\$0

Estimated Completion Date: Summer 2025
Phase: Construction

This project focuses on replacing outdated lined ductile iron and coated steel pipes, which are highly susceptible to corrosion caused by elevated hydrogen sulfide (H₂S) levels. Additionally, the Phase 2 UV channels are being reinforced with stainless steel liners and protective coatings to mitigate corrosion and prevent algae growth. At the Sutter Campus, a critical issue has been identified with Influent Flume #2, which has compromised the accuracy of flow measurements. To address this, the malfunctioning flume is being replaced to restore data integrity and enhance operational efficiency.

Latest Project Status: In the UV Building, the stainless-steel panels and coatings in the Parshall Flume section of Channel #2 have been completed and are fully operational. Work on the stainless-steel panels for Channel #4 is ongoing, with preparations underway for applying the coating in the Parshall Flume area. Meanwhile, the contractor is actively installing the lining in Channel #1.



Well 312 Treatment & Flush Line Improvements Project Code 101403

Expenses	
Project Budget	\$5,356,218
Encumbered	\$4,108,388
Expended	\$276,665
Available	\$971,165
Revenues	
City Funds	\$5,356,218
Federal Funds	\$0
State Funds	\$0
Other Funds	\$0
Total	\$0
Received	\$0

Estimated Completion Date: July 2025
Phase: Construction

The City received a \$1M Urban Drought Relief Grant from the Department of Water Resources to help fund a portion of this project which will address water quality issues in South Empire. Improvements will include a new four-unit granular activated carbon treatment system, associated instrumentation, chlorination equipment, supervisory control and data acquisition improvements, back-up generator, flush line, and civil site improvements.

Latest Project Status: The contractor graded, formed, and poured the generator pad, chemical storage pad, and concrete masonry unit wall footing. Additionally, testing on the water service connections was conducted.



West Trunk Rehabilitation Project Code 101094

Expenses	
Project Budget	\$22,584,837
Encumbered	\$15,371,917
Expended	\$4,011,705
Available	\$3,201,216
Revenues	
City Funds	\$22,584,837
Federal Funds	\$0
State Funds	\$0
Other Funds	\$0
Total	\$0
Received	\$0

Estimated Completion Date: Summer 2025
Phase: Construction

This project will rehabilitate about 8,400 linear feet of sewer pipe, including the 18-inch section of the Emerald Trunk that starts near the intersection of Coldwell Avenue and North 9th Street and ends at West Roseburg Avenue and Carver Road. A 100-foot section of 60-inch unlined reinforced concrete pipe at the Regional Water Recycling Facility - Sutter Campus, 1,700 linear feet of the Santa Rosa Sewer Trunk, and 700 linear feet of the Lakewood Sewer Trunk will also be rehabilitated. Additionally, the project includes the rehabilitation of numerous manholes.

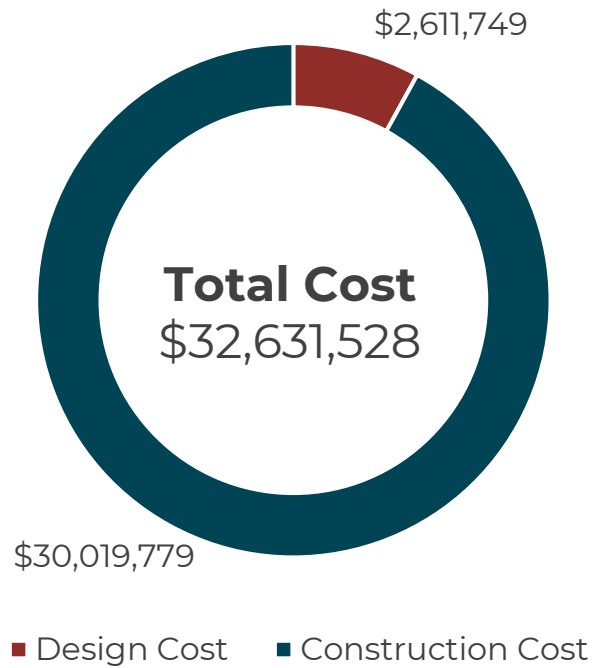
Latest Project Status: The contractor worked on the Santa Rosa trunk, where they lined two sanitary sewer manholes. They conducted further work on the by-passing system and lined two additional sanitary sewer manholes on the Lakewood trunk. The old lift station on the west trunk was demolished.



Upcoming Projects

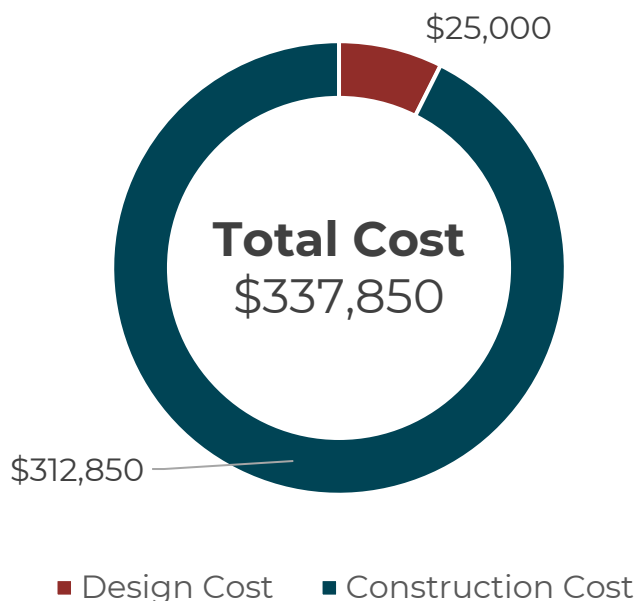
Engineering Services

- 9th Street Corridor Improvements
- Bike Trail along MID Canal*
- Claratina - McHenry/Coffee 4 Lane
- Claratina Phase 1 – Hetch Hetchy Crossing
- Dry Creek Trail Phase 2
- Scenic Drive Pavement Rehab Phase 2
- Systemic Safety Analysis Report Program*
- Tully Road Safety Improvements*



Fire Department

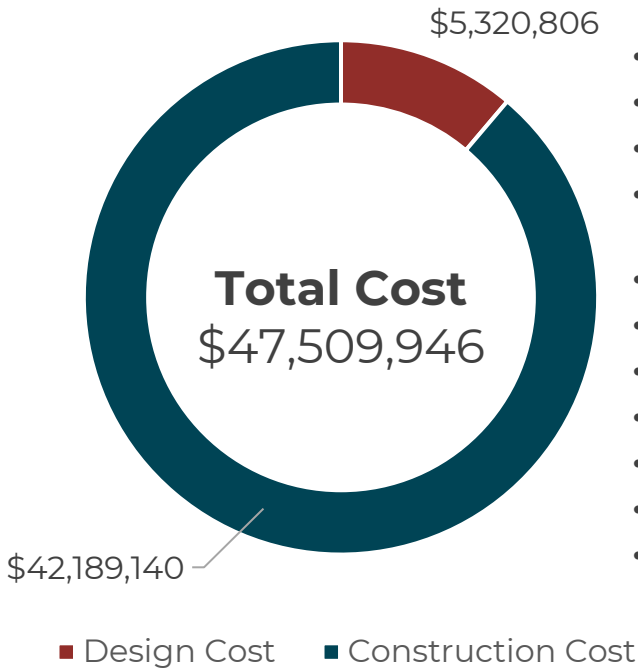
Station 1 Roof Replacement



*Funded by Measure L

Upcoming Projects

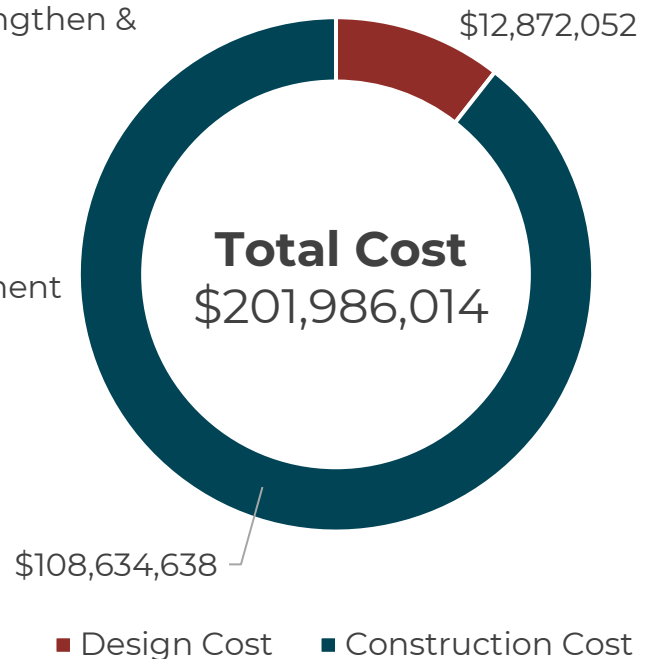
Parks, Recreation & Neighborhoods



- Cesar E. Chavez Park Renovation
- Downey Shade Structure & Parking Lot Replacement
- Dr. Martin Luther King Jr. Park Renovation
- Dry Creek Connection to Tuolumne River Regional Park (TRRP) Trail
- Dryden Golf Course Clubhouse Reconstruction
- TRRP Master Plan Update
- TRRP River Overlook
- TRRP Riverwalk Trail - Gateway to Legion Park
- TRRP Riverwalk Trail - Gateway to Neece Drive
- Turf Reduction Phase 2
- Virginia Corridor Phase 7

Utilities

- 2020-2021 Sewer Line Replacement
- Bret Harte Elementary Neighborhood Strengthen & Replace (S&R) – Phase 1B
- Bystrum Area Phase 1 S&R
- Chicago Paradise Area S&R
- Codoni Life Station Improvements
- Coffee Water Mains S&R
- East Morris Neighborhood Sewer Replacement
- Empire S&R Water Mains Phases 2 & 3
- Highway 99 S&R Water Main Crossings
- Paradise Grimes Ohio Area S&R
- Sonoma Trunk Phase 3 & 4
- South Modesto Areas S&R
- Sutter Neighborhood S&R Water Mains
- Various Flush Lines
- Wells 40, 41 & 265 Flush Lines
- Well 312 Treatment System & Flush Lines
- Woodland Lift Station Rehabilitation
- Yosemite Transmission Main





For more information and updates on City business, consider giving us a follow on our social media channels

