



CITY MANAGER'S Monthly Update



April 2025

Monthly Report to the
City of Modesto City Council
& Community



City Managers Monthly Update



Council and Community:

With summer just around the corner, **Parks, Recreation & Neighborhoods** has been hard at work improving and revitalizing the spaces that bring activity to Modesto. As kids prepare for their school break and families look forward to outdoor gatherings, it's the perfect time to highlight the projects that are making our parks even better.

Here are some of the key projects and their current progress:

- Measure H Deferred Maintenance Project – Construction has officially begun on the first restroom replacement at Graceada Park, enhancing accessibility and convenience for all visitors.
- Measure H Preventative Maintenance Project – Tree trimming efforts have been completed at several parks, ensuring safer and greener spaces, and work continues along Dry Creek Trail.
- Carpenter Road (Bellenita) Soccer Complex Project – The parking lot has been striped, marking an important step toward completion.
- César E. Chávez Park Renovation Project – The much-anticipated skate park is nearing completion.
- Mary E. Grogan Park Project – The new playground installation is finished, offering families another fantastic space for kids to play and explore.

These improvements are just the beginning. With continued dedication and support, we are transforming our parks into welcoming, dynamic places for everyone to enjoy. Thank you for being a part of the journey of bringing these projects to life.

Looking forward to seeing you out in the parks this season!

Sincerely,

A handwritten signature in blue ink that reads "Joseph P. Lopez". The signature is written in a cursive, flowing style.

Joseph P. Lopez

CONTENTS

PAGE 4

MONTHLY FINANCIALS

PAGE 10

GRANT APPLICATIONS & AWARDS

PAGE 11

MODESTO FIRE

PAGE 14

MEASURE H

PAGE 16

MEASURE L / ENGINEERING SERVICES

PAGE 20

PARKS, RECREATION & NEIGHBORHOODS

PAGE 27

SB1 / PUBLIC WORKS

PAGE 28

UTILITIES

PAGE 35

UPCOMING PROJECTS

Fiscal Year 2024-25 Financial Report

City of Modesto, CA
Through April 30, 2025*

General Fund Overview

	Monthly Actuals Received/ Expended	Monthly % of Total Budget	Year To Date Actuals	2024-25 Operating Budget	% of Total Budget Received/ Expended
Revenues	\$24,312,589	13.4%	\$127,722,750	\$181,630,250	70.3%
Expenditures	\$16,429,099	7.7%	\$161,557,467	\$213,647,000	75.6%
Revenue Over Expenditure Variance	\$7,883,4907		-\$33,834,717	-\$32,017,150	

Revenue Overview

In the month of April, the City received \$24.3M (13.4% of the budget), which is \$9.6M more than the amount received in the same period last fiscal year. The increase is due to the distribution of Fair Market Value (FMV) revenues of \$10M to various funds across the City. Apart from FMV, we received over \$14M in revenue from other sources in the General Fund.

Fiscal-year-to-date 2024-25 includes revenues for fire service contracts as follows: Oakdale Fire Service \$5.2M, City of Ceres \$6.7M, City of Turlock \$420K, Stanislaus Consolidated \$421K, and City of Salida \$1.71M.

Expenditure Overview

In the month of April, the City expended \$16.4M (7.7% of the budget), which is \$3.7M more than the amount spent in the same period last fiscal year. This increase is mainly due to higher expenditures in the Fire and Police departments in April (\$1.9M more) and more transfers out (\$1.3M more) this fiscal year compared to the prior fiscal year.

Fiscal-year-to-date 2024-25 includes expenses for fire service contracts as follows: Oakdale Fire Service \$5.45M, City of Ceres \$6.51M, City of Turlock \$287K, Stanislaus Consolidated \$430K, and City of Salida \$1.7M.

Most departmental expenditures this period came from Public Safety Departments (\$11.68M of the total \$16.43M) and were mainly related to salary/benefit charges. Salary/benefit expenses for the Fire and Police Departments totaled \$7.8M. Remaining salary/benefit expenditures for General Fund departments totaled \$1.6M, for a total expenditure of \$9.4M.

*Reflects amounts for April 30, 2025, as of May 22, 2025. These figures are preliminary and will change.

Fiscal Year 2024-25 Financial Report

City of Modesto, CA
Through April 30, 2025 *

General Fund Revenue Overview

	Revenue Category	Monthly Actuals Received	Monthly % of Total Budget	Year To Date Actuals	2024-25 Operating Budget	% of Total Budget Received/ Expended
1	Property Tax – Property	\$39,730	.2%	\$13,845,001	\$23,600,000	58.7%
2	Property Tax – VLF Swap	\$1	0%	\$11,660,602	\$23,321,204	50%
3	Sales Tax	\$2,528,248	6.9%	\$24,089,736	\$36,549,000	65.9%
4	Utility Users Tax	\$2,167,304	9.5%	\$17,573,036	\$22,707,614	77.4%
5	Business License/Mill Tax	\$825,878	16.6%	\$12,124,944	\$17,853,824	67.9%
6	Franchise Fees	\$825,878	13.4%	\$3,011,864	\$6,161,300	48.9%
7	Transient Occupancy Tax	\$306,433	8.9%	\$2,542,404	\$3,443,286	73.8%
8	Construction Revenues	\$255,895	9.9%	\$2,147,234	\$2,584,959	83.1%
9	Departmental Revenues	\$14,906,433	37.1%	\$37,892,188	\$40,183,369	94.3%
10	Motor Vehicle Fees	\$0	0%	\$345,110	\$253,591	136.1%
11	Cannabis Tax	\$319,095	9.7%	\$2,490,631	\$3,306,506	75.3%
12	Transfers In	\$0	0%	\$0	\$1,665,597	0%
	Total	\$24,312,589	13.4%	\$127,722,750	\$181,630,250	70.3%

Notes	
1	Payment of \$12.7M received in January and will receive the second installment in May/June. Supplemental payments received, bringing the total to \$13.9M for the year.
2	Payment of \$11.7M received in February and will receive the second installment in May/June.
3	Payment of \$2.53M received is \$500K less than the amount received in the same period last year.
4	Payment of \$2.17M received is \$148K more than the amount received in the same month last year.
5	Payment of \$2.96M received is \$410K more than the amount received in the same month last fiscal year.
9	Revenues of -\$14.9M received are \$9.69M more than the amount received in the same month last fiscal year. The increase is driven by the change in FMV. This is a temporary fluctuation and will be lower at the end of the fiscal year.
11	Payment of \$319K received is \$28K less than the amount received in the same month last fiscal year.
12	The majority is typically processed at the end of June through fiscal-year-end.

*Reflects amounts for April 30, 2025, as of May 22, 2025. These figures are preliminary and will change.

Fiscal Year 2024-25 Financial Report

City of Modesto, CA
Through April 30, 2025 *

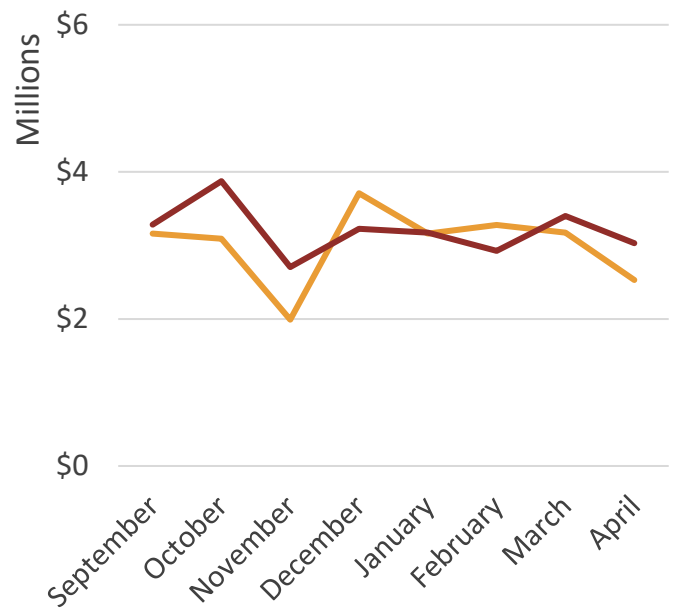
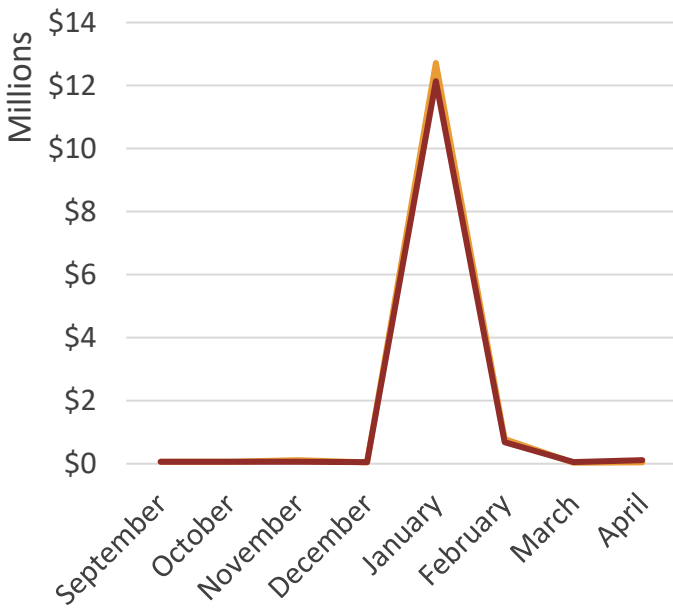
General Fund Revenue Property & Sales Tax

Property Tax

Month	Current Fiscal Year Revenues	Prior Fiscal Year Revenues	Year-over-Year Variance
July†			
August†			
September†	\$62,971	\$61,498	\$1,473
October	\$60,781	\$61,038	-\$257
November	\$110,665	\$62,204	\$48,461
December	\$38,837	\$49,125	-\$10,288
January	\$12,716,763	\$12,138,498	\$578,265
February	\$784,291	\$678,083	\$106,208
March	\$30,964	\$52,695	-\$21,731
April	\$39,730	\$107,970	-\$68,240
May	\$0	\$8,150,171	\$0
June	\$0	\$288,266	\$0
Total	\$13,845,002	\$21,649,548	\$633,891

Sales Tax

Month	Current Fiscal Year Revenues	Prior Fiscal Year Revenues	Year-over-Year Variance
July†			
August†			
September†	\$3,159,174	\$3,280,604	-\$121,430
October	\$3,090,352	\$3,873,652	-\$783,300
November	\$1,990,042	\$2,705,287	-\$715,245
December	\$3,709,384	\$3,226,378	\$483,006
January	\$3,159,142	\$3,172,093	-\$12,951
February	\$3,278,028	\$2,926,902	\$351,126
March	\$3,175,367	\$3,400,977	-\$225,610
April	\$2,528,248	\$3,028,715	\$500,467
May	\$0	\$2,650,334	\$0
June	\$0	\$3,010,306	\$0
Total	\$24,089,737	\$31,275,248	-\$1,524,871



— Current Fiscal Year — Prior Fiscal Year

— Current Fiscal Year — Prior Fiscal Year

*Reflects amounts for April 30, 2025, as of May 22, 2025. These figures are preliminary and will change.

†Accrual reversals occur in July, August, and September. To address this, July and August revenues are reported in September.

Fiscal Year 2024-25 Financial Report

City of Modesto, CA
Through April 30, 2025 *

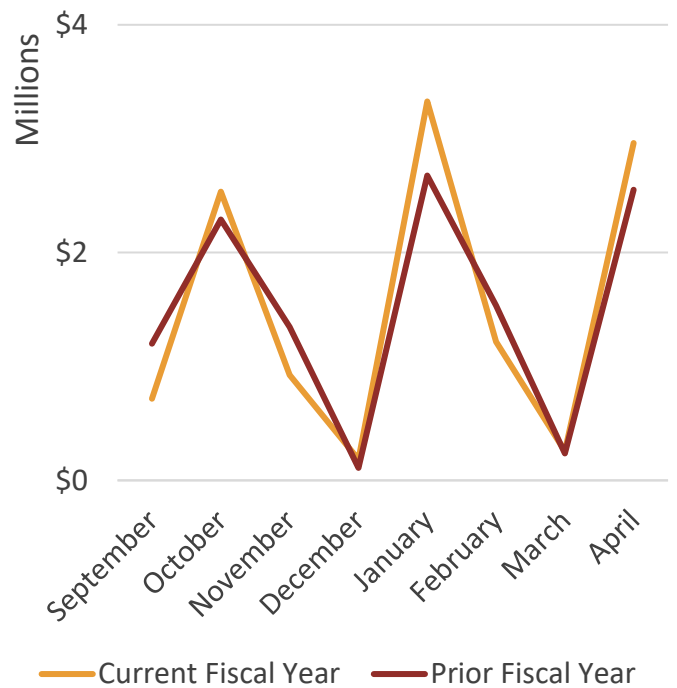
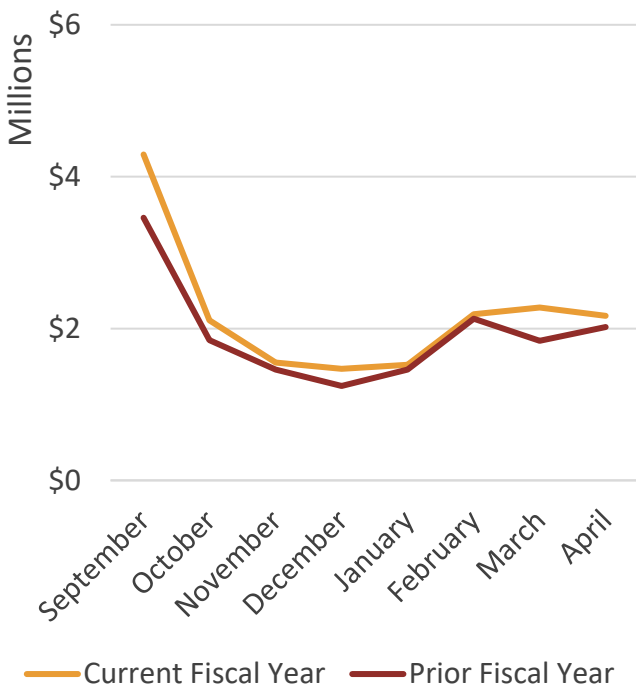
General Fund Utilities, Business License & Mill Tax

Utility Users Tax

Month	Current Fiscal Year Revenues	Prior Fiscal Year Revenues	Year-over-Year Variance
July†			
August†			
September†	\$4,291,963	\$3,458,877	\$833,086
October	\$2,106,846	\$1,846,363	\$260,483
November	\$1,551,713	\$1,460,972	\$90,741
December	\$1,469,296	\$1,243,576	\$225,720
January	\$1,522,126	\$1,457,017	\$65,109
February	\$2,187,042	\$2,128,295	\$58,747
March	\$2,276,745	\$1,840,413	\$436,332
April	\$2,167,304	\$2,019,612	\$147,692
May	\$0	\$1,813,833	\$0
June	\$0	\$1,931,630	\$0
Total	\$17,573,035	\$19,200,588	\$2,117,910

Business License / Mill Tax

Month	Current Fiscal Year Revenues	Prior Fiscal Year Revenues	Year-over-Year Variance
July†			
August†			
September†	\$717,295	\$1,201,623	-\$484,328
October	\$2,533,920	\$2,289,484	\$244,436
November	\$924,785	\$1,346,482	-\$421,697
December	\$183,784	\$109,609	\$74,175
January	\$3,327,059	\$2,676,558	\$650,501
February	\$1,218,258	\$1,533,682	-\$315,154
March	\$256,280	\$235,512	\$20,768
April	\$2,963,294	\$2,552,809	\$410,485
May	\$0	\$942,845	\$0
June	\$0	\$111,681	\$0
Total	\$12,124,945	\$13,000,285	\$179,186



*Reflects amounts for April 30, 2025, as of May 22, 2025. These figures are preliminary and will change.

†Accrual reversals occur in July, August, and September. To address this, July and August revenues are reported in September.

Fiscal Year 2024-25 Financial Report

City of Modesto, CA
Through April 30, 2025 *

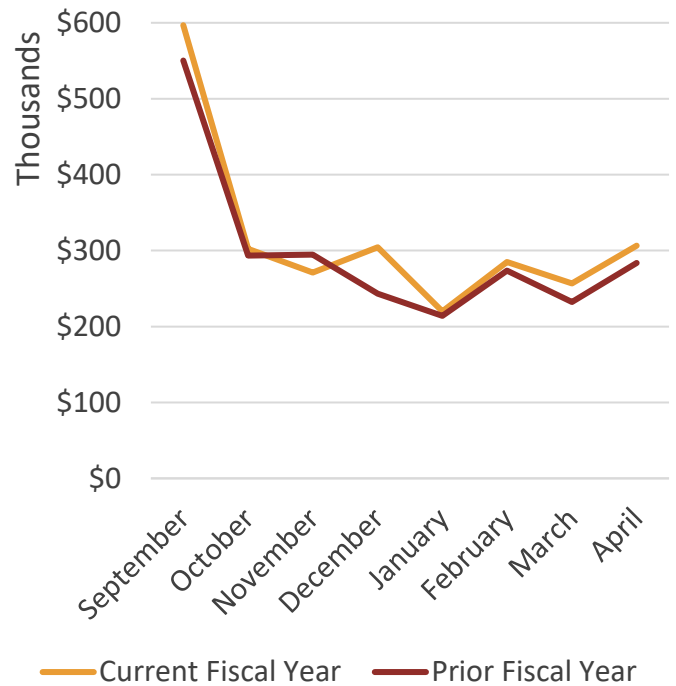
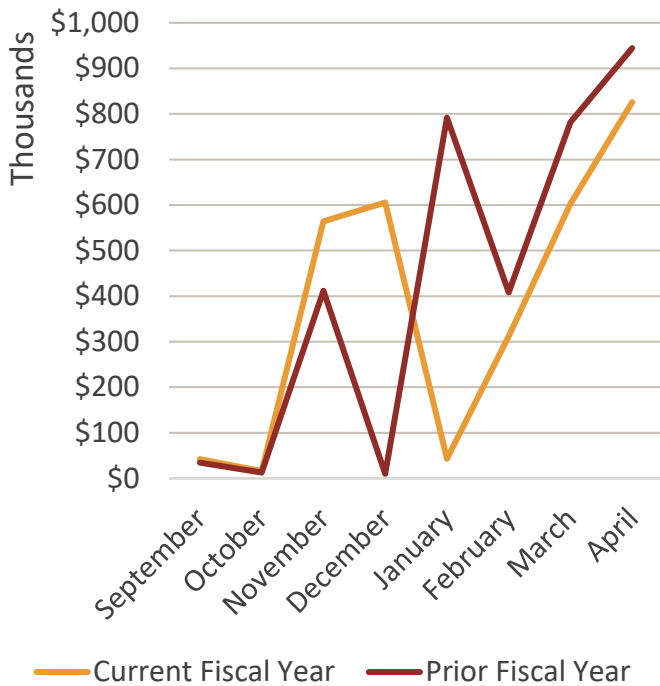
General Fund Revenue Major Revenue Sources

Franchise Fees

Month	Current Fiscal Year Revenues	Prior Fiscal Year Revenues	Year-over-Year Variance
July†			
August†			
September†	\$42,503	\$34,534	\$7,969
October	\$16,045	\$13,067	\$2,978
November	\$563,885	\$411,419	\$152,466
December	\$605,372	\$10,019	\$595,353
January	\$42,981	\$791,572	-\$748,591
February	\$312,070	\$408,098	-\$96,028
March	\$603,131	\$782,111	-\$178,980
April	\$825,878	\$944,457	-\$118,579
May	\$0	\$369,746	\$0
June	\$0	\$788,941	\$0
Total	\$3,011,865	\$4,553,964	-\$383,412

Transient Occupancy Tax

Month	Current Fiscal Year Revenues	Prior Fiscal Year Revenues	Year-over-Year Variance
July†			
August†			
September†	\$596,910	\$550,309	\$46,501
October	\$302,088	\$293,460	\$8,628
November	\$271,114	\$294,566	-\$23,452
December	\$304,213	\$243,113	\$61,100
January	\$219,984	\$214,043	\$5,941
February	\$285,111	\$273,640	\$11,471
March	\$256,651	\$232,378	\$24,273
April	\$306,433	\$283,933	\$22,500
May	\$0	\$330,031	\$0
June	\$0	\$294,719	\$0
Total	\$2,542,404	\$3,010,192	\$156,962



*Reflects amounts for April 30, 2025, as of May 22, 2025. These figures are preliminary and will change.

†Accrual reversals occur in July, August, and September. To address this, July and August revenues are reported in September.

Fiscal Year 2024-25 Financial Report

City of Modesto, CA
Through April 30, 2025 *

General Fund Expenditures Overview

	Department	Monthly Actuals Expended	Monthly % of Total Budget	Year To Date Actuals	2024-25 Operating Budget	% of Total Budget Expended
1	City Council	\$86,116	11.3%	\$487,167	\$764,802	63.7%
2	City Manager	\$185,397	5.9%	\$2,186,324	\$3,163,353	69.1%
3	City Attorney	\$213,059	10.7%	\$1,400,027	\$1,997,018	70.1%
4	City Clerk	\$63,592	4.8%	\$639,874	\$1,319,215	48.5%
5	City Auditor	\$22,861	4.2%	\$275,495	\$548,828	50.2%
6	Office of Performance Management & Budget (OPMB)	\$54,631	4.3%	\$667,063	\$1,276,658	52.3%
7	Finance	\$463,150	6.6%	\$4,965,736	\$7,026,570	70.7%
8	Community & Economic Development (CED)	\$464,069	7.1%	\$4,585,944	\$6,552,935	70%
9	Engineering Services	\$233,034	9.5%	\$1,516,091	\$2,457,725	61.7%
10	Human Resources	\$153,773	7.2%	\$1,629,457	\$2,145,466	75.9%
11	Fire	\$4,126,037	5.9%	\$51,426,874	\$70,268,029	73.2%
12	Police	\$5,283,957	5.8%	\$63,196,634	\$90,991,084	69.5%
13	Parks Recreation & Neighborhoods (PRN)	\$1,056,448	6%	\$12,001,752	\$17,478,703	68.7%
14	Public Works	\$0	N/A	\$0	\$0	N/A
15	Non-Departmental	\$6,335	1.5%	\$53,113	\$436,873	12.2%
16	Transfers Out	\$2,070	0%	\$276,817	\$7,087,743	3.9%
	Total	\$12,414,529	5.8%	\$145,308,368	\$213,515,000	68.1%

1 - \$36K from salary/benefit expense, \$8K for internal service fund changes, and \$42K for discretionary expenses. **2** - \$140K from salary/benefit expense, \$16K for internal service fund changes, and \$29K for discretionary expenses. **3** - \$37K from salary/benefit expense, \$21K for internal service fund changes, and \$155K for discretionary expenses. **7** - \$308K from salary/benefit expense, \$74K for internal service fund changes, \$86K for discretionary expenses and \$5K received as an offsetting expense for direct charge revenue. **8** - \$319K of the expenditures were from salary/ benefit expense, \$96K for internal service fund changes, \$51K for discretionary expenses and \$2K received as an offsetting expense for direct charge revenue. **11** - \$3.7M of the expenditures from salary/benefit expense, \$153K for internal service fund changes, and \$236K for discretionary expenses. **12** - \$4.1M from salary/benefit expense, \$543K for internal service fund changes, \$672K for discretionary expenses and \$30K received as an offsetting expense for direct charge revenue. **13** - \$515K from salary/benefit expense, \$150K for internal service fund changes, \$462K for discretionary expenses and \$70K received as an offsetting expense for direct charge revenue.

*Reflects amounts for April 30, 2025, as of May 22, 2025. These figures are preliminary and will change.

Grant Applications & Awards

March / April 2025

Grant Title	Awarding Agency	Grant Application Amount	Match	In-Kind
Police				
CA3326 Alcohol Policing Partnership (APP) Program FY 2025	CA Business, Consumer Services, and Housing Agency (BCSHA)	\$58,600	N/A	N/A
Total		\$58,600	N/A	N/A

Grant Title	Awarding Agency	Grant Award Amount	Match	In-Kind
Public Works				
CA0424 Beverage Container Recycling City/County Payment Program FY 2025	CA Environmental Protection Agency (EPA)	\$54,477	N/A	N/A
CA0014 Used Oil Payment Program (OPP) (Cycle 15) FY 2025	CA Environmental Protection Agency (EPA)	\$30,316	N/A	N/A
Total		\$84,793	N/A	N/A

Modesto Fire Department

April 2025 Recap



Total Calls for Service **↓1%**

Total Fire Incidents **↓8%**

Average Response Time **↑.8%**

Average Turnout Time **↑3%**

Total Emergency Medical Service (EMS) Calls **↓1.5%**

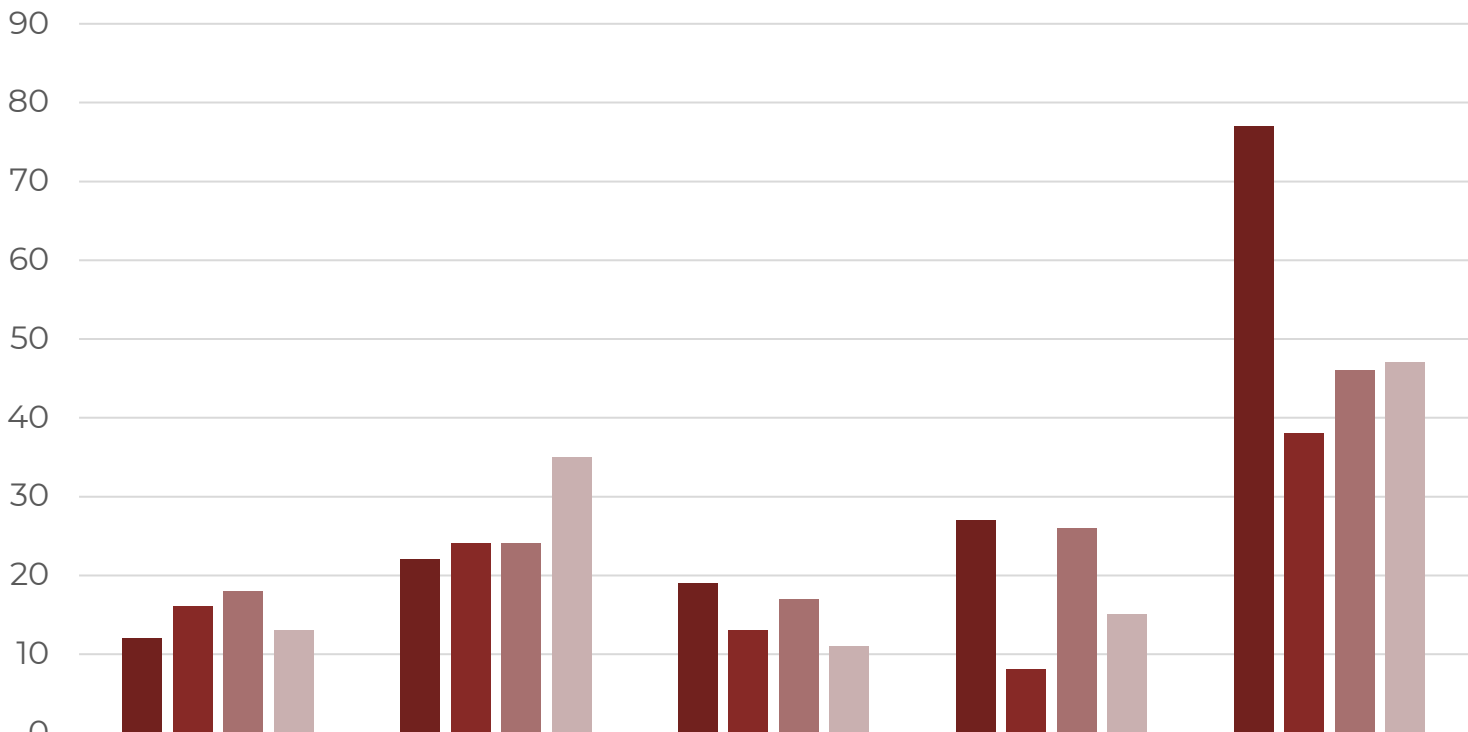
Total Vehicle Accidents **↓2%**

April 2025 Recap

Top Five Busiest Stations Calls for Service

Station 1	Station 5	Station 3	Station 2	Station 4
588	530	368	313	255

Fires by Type



	Structure	Vegetation	Vehicle	Trash/Dumpster	Other
■ January	12	22	19	27	77
■ February	16	24	13	8	38
■ March	18	24	17	26	46
■ April	13	35	11	15	47



150

YEARS OF MODESTO FIRE

Dive into the rich history of the Modesto Fire Department and explore 150 years of courage, dedication, and service. This exhibition showcases the evolution of firefighting in Modesto, from horse-drawn fire wagons to modern fire engines, highlighting the heroes who have protected the city since 1875. Through historical artifacts, vintage gear, photographs, and firsthand accounts, discover how firefighting techniques, equipment, and community involvement have shaped the department over the decades. Experience the legacy of those who answered the call and the innovations that continue to keep Modesto safe today.

**On display at McHenry Museum
May 16 - June 22, 2025**

Measure H

Parks, Recreation & Neighborhoods

2024 Deferred Maintenance Project Code 101517

Expenses	
Project Budget	\$4,922,209
Encumbered	\$1,273,182
Expended	\$2,330,768
Available	\$1,318,259
Revenues	
City Funds	\$0
Federal Funds	\$0
State Funds	\$0
Measure H Funds	\$4,922,209
Total	\$4,922,209
Received	\$4,922,209

Estimated Completion Date: December 2025
Phase: Construction in various phases

Parks, Recreation & Neighborhoods established a multi-year plan to systematically address the deferred and preventative maintenance in our park system. In June 2023, Council approved the FY 2023-2024 budget, which included Measure H funding for deferred park maintenance projects which include: playground renovations at eight parks, tennis court lighting upgrades at six parks, sand volleyball court improvements at East La Loma Park, removal of restroom shade canopies at four parks, restroom replacement at three parks and facility renovations for Maddux Youth Center.

Latest Project Status: Construction on the first restroom replacement at Graceada Park began in April.




2025 Preventative Maintenance Project Code 101602

Expenses	
Project Budget	\$2,852,000
Encumbered	\$245,605
Expended	\$1,410,010
Available	\$1,196,385
Revenues	
City Funds	\$0
Federal Funds	\$0
State Funds	\$0
Measure H Funds	\$2,852,000
Total	\$2,852,000
Received	\$2,852,000

Estimated Completion Date: June 2026
Phase: Construction in various phases

Parks, Recreation & Neighborhoods established a multi-year plan to systematically address the deferred and preventative maintenance in our park system. In June 2024, Council approved the FY 2024-2025 budget, which included \$2,852,000 of Measure H funding for preventative park maintenance projects which include: basketball/volleyball court seal and striping at 9 parks, concrete repairs/tripping hazards and ADA issues at 11 parks, park security lighting upgrades at 3 parks, new park signs at 6 parks, and tree trimming for an estimated 20 parks.

Latest Project Status: Tree trimming was completed at George Rogers Park, Fairway Park, and Mildred Perkins Park, and continued at Dry Creek Trail.



Measure L Engineering Services

Dry Creek Trail Phase 2 Project Code 101180

Expenses	
Project Budget	\$1,534,173
Encumbered	\$971,990
Expended	\$216,081
Available	\$346,102
Revenues	
City Funds	\$75,000
Federal Funds	\$0
State Funds	\$0
Measure L Funds	\$1,459,173
Total	\$0
Received	\$0

Estimated Completion Date: Spring 2026
Phase: Construction

Phase two of the pavement rehabilitation project on the Dry Creek bike path from La Loma Avenue to El Vista Avenue is 1.6 miles. Anticipated improvements include bike path resurfacing, new striping, new signage, shoulder improvements, and ADA upgrades.



**Kansas Avenue Pavement Rehabilitation
Project Code 101627**

This project on Kansas Avenue, spanning between Carpenter Road and Morse Road, will include surface treatments, minor ADA improvements, and new pavement striping. The estimate for this project is 25% capital, focusing on ramps and sidewalks, with the remaining 75% categorized as non-capital (upkeep and minor repairs/improvements).

Expenses	
Project Budget	\$1,612,575
Encumbered	\$1,441,160
Expended	\$1,366
Available	\$170,049
Revenues	
City Funds	\$0
Federal Funds	\$0
State Funds	\$0
Measure L Funds	\$2,000,000
Total	\$0
Received	\$0

**Neighborhood ADA Improvement Program 2
Project Code 101391**

This program will enhance ADA accessibility in residential neighborhoods by addressing citizen concerns from an action list. Public participation will be encouraged through the City's website and social media. Prioritized projects developed by City staff, will aim to improve safety and accessibility, with anticipated improvements including ADA-compliant ramps, pedestrian refuges, signage and striping, as well as signal upgrades such as detection cameras, push buttons, and beacons.

Expenses	
Project Budget	\$743,794
Encumbered	\$643,516
Expended	\$23,726
Available	\$76,551
Revenues	
City Funds	\$0
Federal Funds	\$0
State Funds	\$0
Measure L Funds	\$743,794
Total	\$0
Received	\$0

The estimated completion date for both projects is Spring 2026.

Neighborhood Traffic Calming Project Code 101178

Expenses	
Project Budget	\$1,550,000
Encumbered	\$603,110
Expended	\$393,290
Available	\$553,600
Revenues	
City Funds	\$0
Federal Funds	\$0
State Funds	\$0
Measure L Funds	\$1,550,000
Total	\$0
Received	\$0

Estimated Completion Date: Spring 2026
Phase: Construction

This program will provide traffic calming improvements in residential neighborhoods. Public participation will be encouraged through the City's website and social media. Prioritized projects will be developed by City staff to improve traffic flow and safety.



**Orangeburg Avenue Pavement
Rehabilitation Phase 2
Project Code 101392**

This project on Orangeburg Avenue, spanning between McHenry Avenue and Coffee Road is approximately one mile in length. Anticipated improvements will include roadway resurfacing and/or reconstruction, new signage and striping, ADA upgrades and storm drainage system improvements.

Expenses	
Project Budget	\$4,436,960
Encumbered	\$3,744,986
Expended	\$246,855
Available	\$445,119
Revenues	
City Funds	\$0
Federal Funds	\$0
State Funds	\$0
Measure L Funds	\$4,436,960
Total	\$0
Received	\$0

**Scenic Drive Pavement
Rehabilitation Phase 2
Project Code 101169**

This project on Scenic Drive spanning between Downey Avenue and Lakewood Avenue is approximately three miles in length. Anticipated improvements will include roadway resurfacing and/or reconstruction, new signage and striping, ADA upgrades and storm drainage system improvements.

Expenses	
Project Budget	\$7,722,545
Encumbered	\$5,837,542
Expended	\$1,026,083
Available	\$858,920
Revenues	
City Funds	\$0
Federal Funds	\$0
State Funds	\$0
Measure L Funds	\$7,722,545
Total	\$0
Received	\$0

The estimated completion date for both projects is Spring 2026. .

Parks, Recreation & Neighborhoods

The Awesome Spot Playground

Project Code 100984

Expenses	
Project Budget	\$1,693,013
Encumbered	\$892,968
Expended	\$557,175
Available	\$242,870
Revenues	
City Funds	\$184,763
Federal Funds	\$1,100,000
State Funds	\$400,000
Other Funds	\$8,250
Total	\$1,693,013
Received	\$391,375

Estimated Completion Date: Winter 2025
Phase: Construction

The Awesome Spot Playground Team (TASP) has partnered with the City of Modesto to design an all-inclusive playground at Beyer Community Park. The playground will feature sensory-integrated playground equipment designed to eliminate social, physical, and cognitive barriers from play.

Latest Project Status: The contractor commenced forming some of the maintenance paths and walkways around the perimeter of the site after compaction tests were completed.



Carpenter Road (Bellenita) Soccer Complex Project Code 101061

Expenses	
Project Budget	\$1,805,000
Encumbered	\$67,740
Expended	\$1,572,748
Available	\$164,512
Revenues	
City Funds	\$175,000
Federal Funds	\$0
State Funds	\$1,000,000
Other Funds (TRRP)*	\$630,000
Total	\$1,850,000
Received	\$1,497,314

Estimated Completion Date: Summer 2025
Phase: Construction

This project includes the construction of two soccer fields, a parking lot with lighting, and other site amenities.

Latest Project Status: Temporary power was installed, activating both the lighting system and the irrigation controller. Additionally, the parking lot was striped.



*Tuolumne River Regional Park

César E. Chávez Park Renovation

Project Code 101276

Expenses	
Project Budget	\$16,348,883
Encumbered	\$11,469,536
Expended	\$4,635,893
Available	\$243,453
Revenues	
City Funds	\$2,400,000
Federal Funds	\$5,448,883
State Funds	\$8,500,000
Other Funds	\$0
Total	\$16,348,883
Received	\$1,749,577

Estimated Completion Date: Spring 2026
Phase: Construction

This project will provide a complete renovation of the park, including the construction of an aquatic facility, skate plaza, building expansion, basketball court, soccer field, restrooms, picnic area, landscaping, lighting, security cameras, walking paths and other general park amenities.

Latest Project Status: The construction of the skate park was largely completed. Work also began on the block walls for the office and concession stand, and the mechanical room foundation was poured.



Downey Shade Structure Project Code 100922

Expenses	
Project Budget	\$724,838
Encumbered	\$524,790
Expended	\$121,468
Available	\$78,580
Revenues	
City Funds	\$391,802
Federal Funds	\$233,036
State Funds	\$100,000
Other Funds	\$0
Total	\$724,838
Received	\$217,737

Estimated Completion Date: December 2025
Phase: Construction

This project involves replacing the existing group picnic area, upgrading the concrete surfaces, installing a new shade structure, adding picnic tables, BBQs, and implementing ADA improvements for the parking lot.

Latest Project Status: Rough site grading was completed, and concrete forms were installed for much of the concrete.



Mary E. Grogan Park Phase 2 Project Code 101017

Expenses	
Project Budget	\$5,629,822
Encumbered	\$1,420,275
Expended	\$3,637,792
Available	\$571,755
Revenues	
City Funds	\$5,629,822
Federal Funds	\$0
State Funds	\$0
Other Funds	\$0
Total	\$5,629,822
Received	\$0

Estimated Completion Date: Summer 2025
Phase: Construction

This is a 9-acre project that will include the installation of a new irrigation system, landscape, drainage, hardscapes, lighting, security cameras, a three-stall bathroom building, a shade structure, a metal arbor structure, site furnishings, a playground, and a cricket pitch.

Latest Project Status: The installation of the playground was completed, and soil amendments were added to the fields in preparation for the grass installation.



Tuolumne River Regional Park (TRRP) Picnic Area B Renovation Project Codes 101432 & 101478

Expenses	
Project Budget	\$850,034
Encumbered	\$440,928
Expended	\$33,296
Available	\$23,651
Revenues	
City Funds	\$125,034
Federal Funds	\$350,000
State Funds	\$0
Other Funds	\$375,000
Total	\$850,034
Received	\$402,357

Estimated Completion Date: Summer 2025
Phase: Construction

This project will renovate the existing picnic area, including the installation of new concrete paving, site furnishings, improved maintenance access, ADA compliance upgrades, and shade tree planting.

Latest Project Status: The project site underwent additional concrete work and grading. The site is temporarily on hold as we await the delivery of precast picnic tables, serving tables, BBQs, benches, and trash receptacles.



Tuolumne River Regional Park Learning Pavilion Project Codes 101135

Expenses	
Project Budget	\$699,002
Encumbered	\$379,119
Expended	\$273,728
Available	\$46,155
Revenues	
City Funds	\$91,502
Federal Funds	\$0
State Funds	\$500,000
Other Funds (Insurance)	\$107,500
Total	\$699,002
Received	\$116,397

Estimated Completion Date: Summer 2025
Phase: Construction

This project is in the Legion Park area of TRRP and will include the development of a group picnic pavilion, outdoor learning classroom and native landscaping adjacent to the existing parking lot along Legion Park Drive.

Latest Project Status: Much of the concrete work was completed, trash receptacles were installed, and planting was completed.



SB 1

Public Works

2024/2025 Slurry Seal Season

Expenses	
Project Budget	\$2,337,405
Encumbered	\$0
Expended	\$1,216,537
Available	\$1,120,868
Revenues	
City Funds	\$0
Federal Funds	\$2,337,405
State Funds	\$0
Other Funds	\$0
Total	\$0
Received*	\$5,605,366

Estimated Completion Date: April 2025
Phase: 9th Season of Annual Program

The purpose of this program is to maintain and preserve the streets of Modesto by applying Type II slurry, which is composed of emulsion oil and aggregate. Funding from SB1 supports the preservation of an average of 150 lane miles of residential streets each season.

Latest Project Status: The 2024/2025 season began in November 2024 and will continue through April 2025. Since July 2024, the Streets Division has completed a total of 151.06 lane miles of slurry seal application and 42.29 lane miles of crack seal application. 15.7 lane miles of crack seal were completed in April 2025.

*Total Road Maintenance and Rehabilitation Account for all projects

Utilities

Bret Harte Neighborhood Strengthen & Replace Water Mains Project Code 101450

Expenses	
Project Budget	\$2,348,500
Encumbered	\$1,648,203
Expended	\$183,966
Available	\$516,331
Revenues	
City Funds	\$2,348,500
Federal Funds	\$0
State Funds	\$0
Other Funds	\$0
Total	\$0
Received	\$0

Estimated Completion Date: August 2025
Phase: Construction

This project will rehabilitate approximately 3,720 linear feet of aged water mains within the Bret Harte neighborhood bounded by Butte Avenue from Seattle Street to Crows Landing Road; Seattle Street from Butte Avenue to Glenn Avenue; and Glenn Avenue from Dallas Street to Crows Landing Road. Existing water mains in the area are old, undersized steel mains that are prone to leaks and low pressure. This project will replace the existing system with City of Modesto standard water mains, valves, and hydrants to improve system reliability, flows, and pressures.

Latest Project Status: The contractor has mobilized, sawcut, and begun construction of the water main installation on Glenn Avenue.



Grayson Well 69 (Replacing Well 274) Project Code 101080

Expenses	
Project Budget	\$4,240,929
Encumbered	\$53,569
Expended	\$4,144,816
Available	\$42,545
Revenues	
City Funds	\$4,240,929
Federal Funds	\$0
State Funds	\$0
Other Funds	\$0
Total	\$0
Received	\$0

Estimated Completion Date: January 2025
Phase: *Construction Completed!*

This project will provide funding for the construction of surface improvements for former Well 274, which is intended to limit the amount of treatment and restore the well to its optimum capacity in the town of Grayson. The project will deliver engineering services during construction. Work will include construction of above-ground improvements for the well, construction of above well appurtenances, well house, piping, electrical work, and infrastructure for a future tank and booster pump.

Latest Project Status: Construction is completed and in the close-out process for Council acceptance.


J.M. Pike Park Cross Connection Removal Project Code 101313

Expenses	
Project Budget	\$29,411,744
Encumbered	\$2,140,101
Expended	\$25,357,562
Available	\$1,914,082
Revenues	
City Funds	\$29,411,744
Federal Funds	\$0
State Funds	\$10,000,000
Other Funds	\$0
Total	\$0
Received	\$0

Estimated Completion Date: Spring 2025
Phase: Construction

This project will remove non-functioning rock wells and stormwater to sanitary sewer cross-connections, install new storm drain piping and inlets, a new underground stormwater storage system at J.M. Pike Park, and replace water mains, meters, services, and fire hydrants in select locations throughout the J.M. Pike Park neighborhood.

Latest Project Status: The water and storm drain systems have been installed, curbs, gutters, and sidewalks are complete, and the paving has been finished. With these key elements in place, the project is now approaching completion.



La Loma Sewer Replacement Phase 1

Project Code 100916

Expenses	
Project Budget	\$7,233,262
Encumbered	\$955,246
Expended	\$5,214,164
Available	\$1,063,851
Revenues	
City Funds	\$7,233,262
Federal Funds	\$0
State Funds	\$0
Other Funds	\$0
Total	\$0
Received	\$0

Estimated Completion Date: Summer 2025
Phase: Construction

A CCTV survey in the La Loma Neighborhood identified several sewer segments that have failed or are at risk of failure. In response, this project was launched to address these critical segments, located west of Dry Creek, bordered by Downey Avenue, North Morton Boulevard, Jennie Street, and Burney Street.

Latest Project Status: Over the past month, the contractor completed concrete work in the alleys and driveways and finished paving operations. Crews are now focused on bringing all iron elements back to grade. The project is making significant progress and nearing completion.



Regional Water Recycling Facility Jennings Campus Corrosion Control Measures Project Code 101092

Expenses	
Project Budget	\$5,848,760
Encumbered	\$1,896,484
Expended	\$2,908,680
Available	\$1,043,597
Revenues	
City Funds	\$5,848,760
Federal Funds	\$0
State Funds	\$0
Other Funds	\$0
Total	\$0
Received	\$0

Estimated Completion Date: Summer 2025
Phase: Construction

This project involves replacing outdated lined ductile iron and coated steel pipes, which have become increasingly vulnerable to corrosion due to elevated levels of hydrogen sulfide (H₂S)—a corrosive gas commonly found in wastewater systems. To enhance durability and performance, UV channels will be upgraded with stainless steel liners and protective coatings designed to resist corrosion and inhibit algae growth.

Latest Project Status: Additionally, the deteriorated piping for the upper and lower fine screens has been removed and replaced with new fiberglass-reinforced polymer mortar (FRPM) pipe. The project also includes the excavation and replacement of aging underground piping.



Well 312 Treatment & Flush Line Improvements Project Code 101403

Expenses	
Project Budget	\$5,356,218
Encumbered	\$2,731,695
Expended	\$1,806,969
Available	\$817,554
Revenues	
City Funds	\$5,356,218
Federal Funds	\$0
State Funds	\$0
Other Funds	\$0
Total	\$0
Received	\$0

Estimated Completion Date: July 2025
Phase: Construction

The City received a \$1M Urban Drought Relief Grant from the Department of Water Resources to help fund a portion of this project, which will address water quality issues in South Empire. Improvements will include a new four-unit granular activated carbon treatment system, associated instrumentation, chlorination equipment, supervisory control and data acquisition improvements, back-up generator, flush line, and civil site improvements.

Latest Project Status: Construction is 85% complete. The contractor received and installed the granular activated carbon (GAC) vessels. Above-ground electrical components were also installed.



West Trunk Sewer Rehabilitation Project Code 101094

Expenses	
Project Budget	\$22,584,837
Encumbered	\$5,335,229
Expended	\$15,467,371
Available	\$1,782,237
Revenues	
City Funds	\$22,584,837
Federal Funds	\$0
State Funds	\$0
Other Funds	\$0
Total	\$0
Received	\$0

Estimated Completion Date: Summer 2025
Phase: Construction

The first phase of this project covers approximately 8,400 linear feet, including numerous manholes. Additionally, the 18-inch portion of the Emerald Trunk beginning near the intersection of Coldwell Avenue and North 9th Street and extending upstream to West Roseburg Avenue and Carver Road will undergo rehabilitation. As part of this effort, an approximately 100-foot section of 60-inch unlined reinforced concrete pipe (RCP) at the Regional Water Recycling Facility will also be rehabilitated. Furthermore, this project includes the rehabilitation of approximately 1,700 linear feet of the Santa Rosa Sewer Trunk and 700 linear feet of the Lakewood Sewer Trunk.

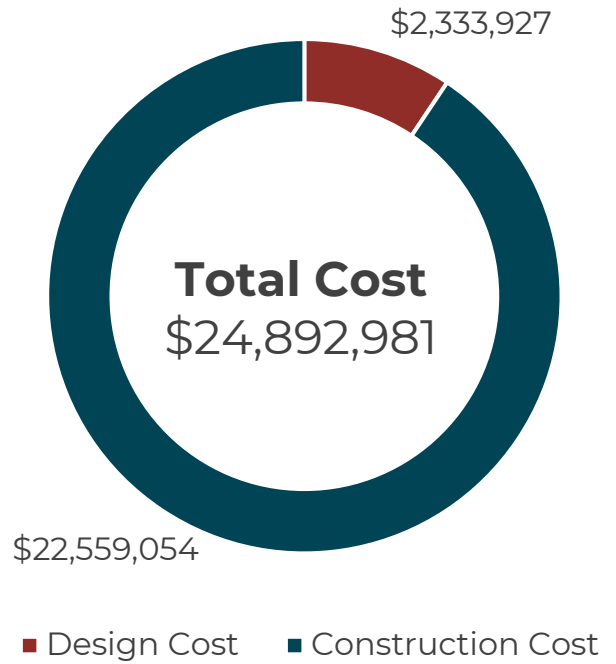


Latest Project Status: The cured-in-place pipe (CIPP) liner at the Sutter Outfall Trunk has been successfully installed and cured. Additionally, the new manholes with a pressurized tee have been completed. Overall, the project is progressing well and is nearing completion.

Upcoming Projects


Engineering Services

- 9th Street Corridor Improvements
- Bike Trail along MID Canal*
- Claratina - McHenry/Coffee 4 Lane
- Claratina Phase 1 – Hetch Hetchy Crossing
- Systemic Safety Analysis Report Program*
- Tully Road Safety Improvements*



Fire Department

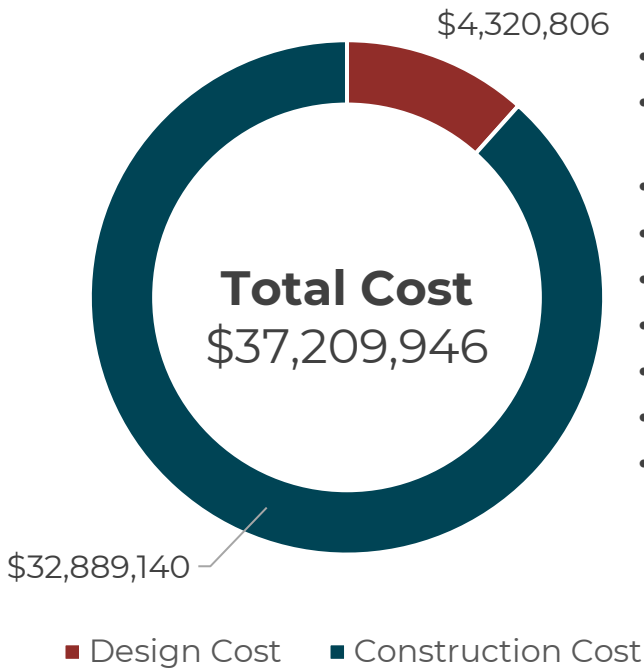
Station #1 Rehabilitation and Tenant Improvements



*Funded by Measure L

Upcoming Projects

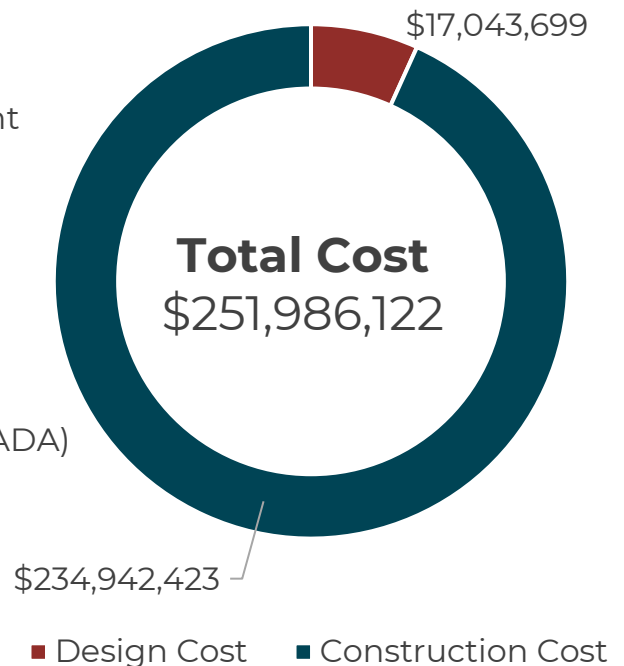
Parks, Recreation & Neighborhoods



- Dr. Martin Luther King Jr. Park Renovation
- Dry Creek Connection to Tuolumne River Regional Park (TRRP) Trail
- Dryden Golf Course Clubhouse Reconstruction
- TRRP Master Plan Update
- TRRP River Overlook
- TRRP Riverwalk Trail - Gateway to Legion Park
- TRRP Riverwalk Trail - Gateway to Neece Drive
- Turf Reduction Phase 2
- Virginia Corridor Phase 7

Utilities

- 2020-2021 Sewer Line Replacement
- Bystrum Area Phase 1 S&R
- Chicago Paradise Area S&R
- East Morris Neighborhood Sewer Replacement
- Empire S&R Water Mains Phases 2 & 3
- Highway 99 S&R Water Main Crossings
- Paradise Grimes Ohio Area S&R
- River Trunk Pump Station
- Sonoma Trunk Phase 3 & 4
- South Modesto Areas S&R
- Supervisory Control and Data Acquisition (SCADA)
- Various Flush Lines
- Wells 40, 41 & 265 Flush Lines
- Yosemite Transmission Main





CITY OF
MODESTO
CALIFORNIA

For more information and updates on City business, consider giving us a follow on our social media channels

