



CITY MANAGER'S Monthly Update



July 2025

Monthly Report to the
City of Modesto City Council
& Community



City Manager's Monthly Update



Council and Community,

July brought with it one of our traditions, the **4th of July Parade**—and what a celebration it was! It was truly uplifting to see our community come together once again. Thank you to City staff and everyone who participated and helped make the event a success.

Monthly Financials are not provided this month. The months of July and August have multiple journal entries that accrue back into the prior fiscal year, which can cause changes in the actual amounts every week. Due to this, the figures will not be reported for July and August until the September update. At that time, we will be able to provide a better picture as well as a comparison of July, August, and September in terms of revenue and expense increases and decreases.

We also continue to make meaningful progress through **Measure H** investments. In July, we installed new restrooms at Mark Twain and Robertson Road Parks, complete with utility connections for power, water, and sewer; continued the installation of sport court lighting at Beyer Park and Davis Park; and completed resealing and restriping of the parking lot and trail at Mary Grogan Park.

These improvements reflect our ongoing commitment to enhancing public spaces and ensuring safe, accessible, and enjoyable environments for all residents.

Thank you for staying engaged and informed. We look forward to sharing more updates with you in the coming months.

Sincerely,

Joe Lopez
City Manager



TABLE OF CONTENTS

MODESTO FIRE	4
MODESTO POLICE	6
MEASURE H	9
MEASURE L / ENGINEERING SERVICES	12
PARKS, RECREATION, & NEIGHBORHOODS	19
UTILITIES	26
UPCOMING PROJECTS	31

MODESTO FIRE DEPARTMENT

JULY 2025 RECAP



TOTAL CALLS FOR SERVICE **2,775**

TOTAL FIRE INCIDENTS **148**

AVERAGE RESPONSE TIME **5 minutes, 11 seconds**

AVERAGE TURNOUT TIME **1 minute, 22 seconds**

TOTAL EMERGENCY MEDICAL SERVICE CALLS **2,176**

TOTAL VEHICLE ACCIDENTS **120**

TOP 5 BUSIEST STATIONS - CALLS FOR SERVICE

STATION 5

579

STATION 1

572

STATION 3

350

STATION 2

307

STATION 9

259

FIRES BY TYPE					
Month	Structure	Vegetation	Vehicle	Trash/Dumpster	Other
January	12	22	19	27	77
February	16	24	13	8	38
March	18	24	17	26	46
April	13	13	11	15	47
May	10	100	8	15	40
June	15	67	5	12	41
July	11	77	10	17	33

MODESTO POLICE DEPARTMENT

JULY 2025 RECAP



Year-to-Date Comparison 2024 to 2025

Crime Type	Over/Under	% Change
Auto Theft	-184	-41%
Commercial	-85	-45%
Vehicle Larceny	-11	-2%
Residential	-7	-4%
Robbery	-38	-26%

INCIDENT ARREST AND CRIME STATISTICS

Arrests and Citations

Month	2024	2025
January	1,665	2,206
February	1,205	1,958
March	1,183	2,057
April	1,609	2,747
May	1,721	4,032
June	1,574	3,396
July	1,404	2,718
TOTAL	10,361	19,114

Auto Theft

Month	2024	2025
January	60	48
February	57	15
March	83	27
April	57	46
May	45	41
June	54	41
July	88	42
TOTAL	444	260

Commercial Burglary

Month	2024	2025
January	21	19
February	24	10
March	37	20
April	22	20
May	20	11
June	37	14
July	26	8
TOTAL	187	102

INCIDENT ARREST AND CRIME STATISTICS

Vehicle Larceny

Month	2024	2025
January	71	82
February	62	83
March	87	77
April	100	92
May	70	108
June	88	57
July	101	69
TOTAL	579	568

Residential Burglary

Month	2024	2025
January	19	25
February	21	19
March	23	33
April	29	21
May	24	21
June	24	23
July	30	21
TOTAL	170	163

Robberies

Month	2024	2025
January	24	10
February	13	10
March	21	19
April	27	15
May	14	20
June	26	14
July	22	21
TOTAL	147	109

EXPENSES

Project Budget \$4,777,209

Encumbered \$283,015

Expended \$3,427,885

Available \$1,066,309

REVENUES

City Funds \$4,777,209

Federal Funds \$0

State Funds \$0

Measure H Funds \$4,777,209

Total \$4,777,209

Recieved \$4,777,209

MEASURE H

Parks, Recreation, & Neighborhoods

2024 Deferred Maintenance

Project Code 101517

ESTIMATED COMPLETION DATE: December 2025

PHASE: Construction in various phases

Parks, Recreation & Neighborhoods established a multi-year plan to systematically address the deferred and preventative maintenance in our park system. In June 2023, Council approved the FY 2023-2024 budget, which included Measure H funding for deferred park maintenance projects which include: playground renovations at eight parks, tennis court lighting upgrades at six parks, sand volleyball court improvements at East La Loma Park, removal of restroom shade canopies at four parks, restroom replacement at three parks and facility renovations for Maddux Youth Center.

LATEST PROJECT STATUS:

Restrooms were installed at Mark Twain and Robertson Road parks, including utility connections for power, water, and sewer. Additionally, the installation of Sport Court Lighting continued at Beyer Park and Davis Park.

2025 PREVENTATIVE MAINTENANCE

Project Code 101602

ESTIMATED COMPLETION DATE: June 2026

PHASE: Construction in various phases

Parks, Recreation & Neighborhoods established a multi-year plan to systematically address the deferred and preventative maintenance in our park system. In June 2024, Council approved the FY 2024-2025 budget, which included \$2,852,000 of Measure H funding for preventative park maintenance projects which include: basketball/volleyball court seal and striping at 9 parks, concrete repairs/tripping hazards and Americans with Disabilities Act (ADA) of 1990 issues at 11 parks, park security lighting upgrades at 3 parks, new park signs at 6 parks, and tree trimming for an estimated 20 parks.

LATEST PROJECT STATUS:

The parking lot and trail at Mary Grogan Park underwent resealing and restriping. The final phase of this project, involving security lighting upgrades for three parks, is currently in the design stage.

EXPENSES

Project Budget	\$2,799,598
Encumbered	\$46,370
Expended	\$1,609,134
Available	\$1,144,094

REVENUES

City Funds	2,799,598
Federal Funds	\$0
State Funds	\$0
Measure H Funds	2,799,598
Total	2,799,598
Recieved	2,799,598



MARY GROGAN PARKING LOT

EXPENSES

Project Budget \$1,534,173

Encumbered \$50,198

Expended \$1,161,072

Available \$322,903

REVENUES

City Funds \$75,000

Federal Funds \$0

State Funds \$0

Measure L Funds \$1,459,173

Total \$0

Recieved \$0

MEASURE L

Engineering Services

Dry Creek Trail Phase 2

Project Code 101180

ESTIMATED COMPLETION DATE: Spring 2026

PHASE: Construction Completed!

Phase two of the pavement rehabilitation project on the Dry Creek bike path from La Loma Avenue to El Vista Avenue is 1.6 miles. Anticipated improvements include resurfacing of the bike path, new striping, updated signage, shoulder enhancements, and ADA accessibility upgrades.

KANSAS AVENUE PAVEMENT REHABILITATION

Project Code 101627

ESTIMATED COMPLETION DATE: Spring 2026

PHASE: Construction

This project on Kansas Avenue, spanning between Carpenter Road and Morse Road, will include surface treatments, minor ADA improvements, and new pavement striping. The estimate for this project is 25% capital, focusing on ramps and sidewalks, with the remaining 75% categorized as non-capital (upkeep and minor repairs/improvements).

LATEST PROJECT STATUS:

The Contractor has completed demo work and commenced construction on 18 curb ramps along Kansas Avenue between Carpenter Road and Morse Avenue.

EXPENSES

Project Budget	\$1,612,575
Encumbered	\$1,163,445
Expended	\$294,009
Available	\$155,121

REVENUES

City Funds	\$0
Federal Funds	\$0
State Funds	\$0
Measure L Funds	\$2,000,000
Total	\$0
Recieved	\$0

EXPENSES

Project Budget \$743,794

Encumbered \$408,524

Expended \$258,719

Available \$76,551

REVENUES

City Funds \$0

Federal Funds \$0

State Funds \$0

Measure L Funds \$743,794

Total \$0

Recieved \$0

NEIGHBORHOOD ADA IMPROVEMENT PROGRAM 2

Project Code 101391

ESTIMATED COMPLETION DATE: Spring 2026

This program will enhance ADA accessibility in residential neighborhoods by addressing citizen concerns from an action list. Public participation will be encouraged through the City's website and social media. Prioritized projects developed by City staff will aim to improve safety and accessibility, with anticipated improvements including ADA-compliant ramps, pedestrian refuges, signage and striping, as well as signal upgrades such as detection cameras, push buttons, and beacons.



NEIGHBORHOOD TRAFFIC CALMING

Project Code 101178

ESTIMATED COMPLETION DATE: Spring 2026

PHASE: *Construction Completed!*

This program will provide traffic calming improvements in residential neighborhoods. Public participation will be encouraged through the City's website and social media. Prioritized projects will be developed by City staff to improve traffic flow and safety.



EXPENSES

Project Budget	\$1,550,000
Encumbered	\$348,246
Expended	\$722,515
Available	\$479,239

REVENUES

City Funds	\$0
Federal Funds	\$0
State Funds	\$0
Measure L Funds	\$1,550,000
Total	\$0
Recieved	\$0

EXPENSES

Project Budget \$4,436,960

Encumbered \$3,646,885

Expended \$347,152

Available \$442,923

REVENUES

City Funds \$0

Federal Funds \$0

State Funds \$0

Measure L Funds \$4,436,960

Total \$0

Recieved \$0

ORANGEBURG AVENUE PAVEMENT REHABILITATION PHASE 2

Project Code 101392

ESTIMATED COMPLETION DATE: Spring 2026

PHASE: Construction

This project on Orangeburg Avenue, spanning between McHenry Avenue and Coffee Road is approximately one mile in length. Anticipated improvements will include roadway resurfacing and/or reconstruction, new signage and striping, ADA upgrades and storm drainage system improvements.

EXPENSES

Project Budget \$7,722,545

Encumbered \$5,303,135

Expended \$1,692,302

Available \$727,108

REVENUES

City Funds \$0

Federal Funds \$0

State Funds \$0

Measure L Funds \$7,722,545

Total \$0

Recieved \$0

SCENIC DRIVE PAVEMENT REHABILITATION PHASE 2

Project Code 101169

ESTIMATED COMPLETION DATE: Spring 2026

This project on Scenic Drive spanning between Downey Avenue and Lakewood Avenue is approximately three miles in length. Anticipated improvements will include roadway resurfacing and/or reconstruction, new signage and striping, ADA upgrades, and storm drainage system improvements.

LATEST PROJECT STATUS:

The contractor has successfully completed the majority of the storm drainage improvements. The current focus is on the installation of the center median and the new sidewalk along Scenic Drive, extending from Bodem Street to 700 feet east of Bodem Street.

700 SCENIC DRIVE

Modesto CA 95350
United States



PARKS, RECREATION, & NEIGHBORHOODS

The Awesome Spot Playground

Project Code 100984

ESTIMATED COMPLETION DATE: Winter 2025

PHASE: Construction

The Awesome Spot Playground Team (TASP) has partnered with the City of Modesto to design an all-inclusive playground at Beyer Community Park. The playground will feature sensory-integrated playground equipment designed to eliminate social, physical, and cognitive barriers from play.



EXPENSES

Project Budget	\$1,693,013
Encumbered	\$659,485
Expended	\$832,587
Available	\$200,941

REVENUES

City Funds	\$184,763
Federal Funds	\$1,100,000
State Funds	\$400,000
Other Funds	\$8,250
Total	\$1,693,013
Recieved	\$547,103

EXPENSES

Project Budget \$1,805,000

Encumbered \$44,346

Expended \$1,625,983

Available \$134,672

REVENUES

City Funds \$175,000

Federal Funds \$0

State Funds \$1,000,000

Other Funds (TRRP)* \$630,000

Total \$1,805,000

Received \$1,497,314

CARPENTER ROAD (BELLENITA) SOCCER COMPLEX

Project Code 101061

ESTIMATED COMPLETION DATE: Summer 2025

PHASE: Construction

This project includes the construction of two soccer fields, a parking lot with lighting, and other site amenities.

LATEST PROJECT STATUS:

The permanent electricity pedestal was activated, and maintenance was handed over to the City. A ribbon-cutting event is planned for September 2025.



CESAR E. CHAVEZ PARK RENOVATION

Project Code 101276

ESTIMATED COMPLETION DATE: Spring 2026

PHASE: Construction

This project will provide a complete renovation of the park, including the construction of an aquatic's facility, skate plaza, building expansion, basketball court, soccer field, restrooms, picnic area, landscaping, lighting, security cameras, walking paths, and other general park amenities.

LATEST PROJECT STATUS:

The foundation for the splash pad was formed and graded. Additionally, the soccer field was graded, concrete paths were poured around the park site, and work on the aquatic facility buildings commenced.



EXPENSES

Project Budget	\$17,110,016
Encumbered	\$8,243,536
Expended	\$7,959,727
Available	\$906,753

REVENUES

City Funds	\$3,161,133
Federal Funds	\$5,448,883
State Funds	\$8,500,000
Other Funds	\$0
Total	\$17,110,016
Recieved	\$4,259,123

EXPENSES

Project Budget	\$724,838
Encumbered	\$12,550
Expended	\$687,688
Available	\$24,600

REVENUES

City Funds	\$391,802
Federal Funds	\$233,036
State Funds	\$100,000
Other Funds	\$0
Total	\$724,838
Recieved	\$369,525

DOWNEY SHADE STRUCTURE

Project Code 100922

ESTIMATED COMPLETION DATE: August 2025

PHASE: Construction

This project involves replacing the existing group picnic area, upgrading the concrete surfaces, installing a new shade structure, adding picnic tables, BBQs, and implementing ADA improvements for the parking lot.

LATEST PROJECT STATUS:

The project was substantially completed in July. Work is being done on miscellaneous items before opening the facility to the public. The maintenance period for the landscape has also started.



DOWNEY SHADE STRUCTURE

MARY E. GROGAN PARK PHASE 2

Project Code 101017

ESTIMATED COMPLETION DATE: Fall 2025

PHASE: Construction

This is a 9-acre project that will include the installation of a new irrigation system, landscape, drainage, hardscapes, lighting, security cameras, a three-stall bathroom building, a shade structure, a metal arbor structure, site furnishings, a playground, and a cricket pitch.

LATEST PROJECT STATUS:

The shade structure installation and final grading were completed in preparation for the hydroseed (turf) installation.

EXPENSES

Project Budget	\$5,629,822
-----------------------	-------------

Encumbered	\$351,252
-------------------	-----------

Expended	\$4,790,798
-----------------	-------------

Available	\$487,772
------------------	-----------

REVENUES

City Funds	\$5,629,822
-------------------	-------------

Federal Funds	\$0
----------------------	-----

State Funds	\$0
--------------------	-----

Other Funds	\$0
--------------------	-----

Total	\$5,629,822
--------------	-------------

Recieved	\$0
-----------------	-----

UTILITIES

Bret Harte Neighborhood Strengthen & Replace Water Mains

Project Code 101450

ESTIMATED COMPLETION DATE: August 2025

PHASE: Construction

This project will rehabilitate approximately 3,720 linear feet of aged water mains within the Bret Harte neighborhood bounded by Butte Avenue from Seattle Street to Crows Landing Road; Seattle Street from Butte Avenue to Glenn Avenue; and Glenn Avenue from Dallas Street to Crows Landing Road. Existing water mains in the area are old, undersized steel mains that are prone to leaks and low pressure. This project will replace the existing system with City of Modesto standard water mains, valves, and hydrants to improve system reliability, flows, and pressures.

LATEST PROJECT STATUS:

The contractor has completed paving Glenn Avenue and Seattle Street.

EXPENSES

Project Budget	\$2,348,500
-----------------------	-------------

Encumbered	\$668,651
-------------------	-----------

Expended	\$1,219,805
-----------------	-------------

Available	\$388,044
------------------	-----------

REVENUES

City Funds	\$2,348,500
-------------------	-------------

Federal Funds	\$0
----------------------	-----

State Funds	\$0
--------------------	-----

Other Funds	\$0
--------------------	-----

Total	\$0
--------------	-----

Recieved	\$0
-----------------	-----

EXPENSES

Project Budget \$3,314,087

Encumbered \$2,370,749

Expended \$150,452

Available \$792,886

REVENUES

City Funds \$3,314,087

Federal Funds \$0

State Funds \$0

Other Funds \$0

Total \$0

Recieved \$0

COFFEE ROAD

Strengthen & Replace Water Mains

Project Code 101331

ESTIMATED COMPLETION DATE: December 2025

PHASE: Construction

This project will rehabilitate approximately 6,455 linear feet of water mains along Coffee Road and the surrounding neighborhood streets, including East Fairmont Avenue, Edison Avenue, Chehalem Drive, Multnomah Drive, Ramona Avenue, El Vecino Avenue, and El Terino Avenue. Existing water mains are old, undersized steel mains that are prone to leaks and low pressure. The project will replace the existing system with City of Modesto standard water mains, valves, and hydrants to improve system reliability, flows, and pressures.

LATEST PROJECT STATUS:

Excavation is underway to install a 12-inch water main along Coffee Road, including potholing for utilities.



EXPENSES

Project Budget \$12,450,361

Encumbered \$179,876

Expended \$10,925,593

Available \$1,344,892

REVENUES

City Funds \$12,450,361

Federal Funds \$0

State Funds \$0

Other Funds \$0

Total \$0

Recieved \$0

J.M. PIKE PARK NEIGHBORHOOD Strengthen & Replace Water Mains

Project Code 100851

ESTIMATED COMPLETION DATE: February 2025

PHASE: Construction Completed!

This project will rehabilitate approximately 25,000 linear feet of water mains within the J.M. Pike Park neighborhood area bounded by Tully Road on the east, Roseburg Avenue on the north, Carver Road on the west, and Coldwell Avenue on the south. Existing water mains are old, undersized steel mains that are prone to leaks and low pressure. The project will replace the existing system with City of Modesto standard water mains, valves, and hydrants to improve system reliability, flows, and pressures.

LATEST PROJECT STATUS:

The project has reached substantial completion and is currently in the process of close-out for Council acceptance.

WELL 312 TREATMENT & FLUSH LINE IMPROVEMENTS

Project Code 101403

ESTIMATED COMPLETION DATE: July 2025

PHASE: Construction

The City received a \$1M Urban Drought Relief Grant from the Department of Water Resources to help fund a portion of this project, which will address water quality issues in South Empire. Improvements will include a new four-unit granular activated carbon treatment system, associated instrumentation, chlorination equipment, supervisory control and data acquisition improvements, a back-up generator, a flush line, and civil site improvements.

LATEST PROJECT STATUS:

The project is in suspension until the new generator arrives in December 2025.

EXPENSES

Project Budget	\$5,356,218
Encumbered	\$738,345
Expended	\$3,748,004
Available	\$869,869

REVENUES

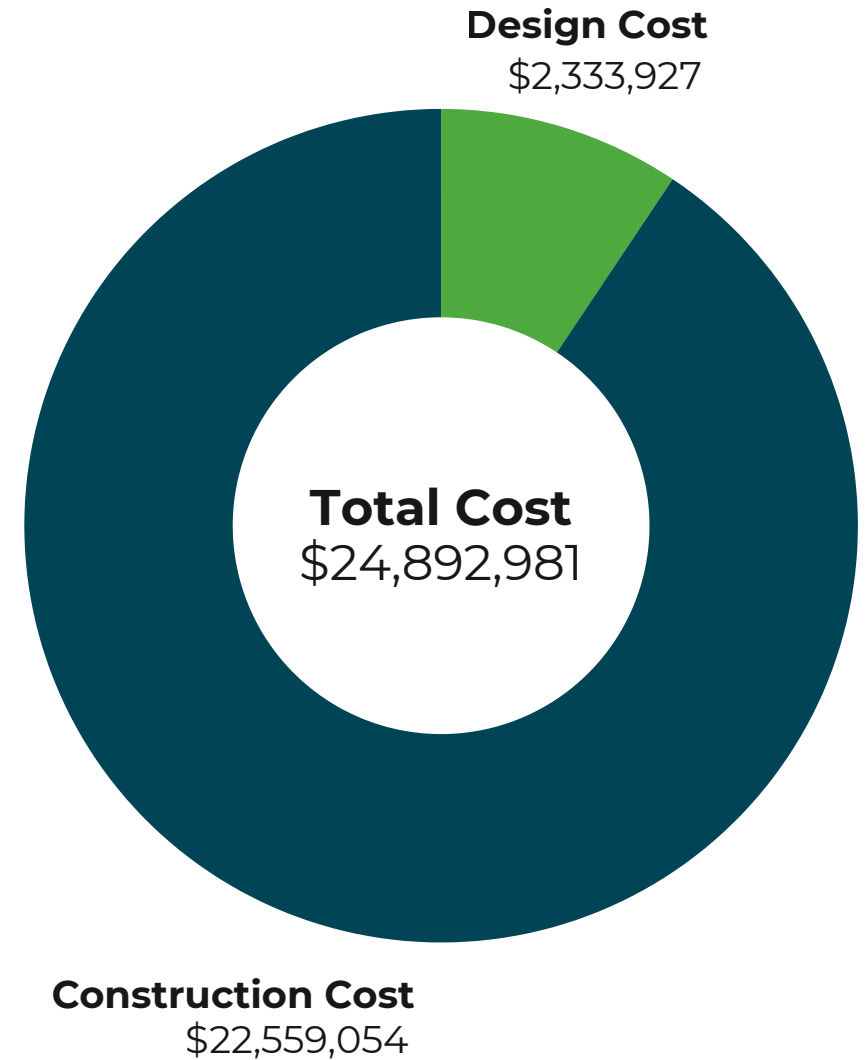
City Funds	\$5,356,218
Federal Funds	\$0
State Funds	\$0
Other Funds	\$0
Total	\$0
Recieved	\$0

UPCOMING PROJECTS

ENGINEERING SERVICES

- 9th Street Corridor Improvements
- Bike Trail along MID Canal*
- Claratina - McHenry/Coffee 4 Lane
- Claratina Phase 1 - Hetch Hetchy Crossing
- Systematic Safety Analysis Report Program*
- Tully Road Safety Improvements*

*Funded by Measure L



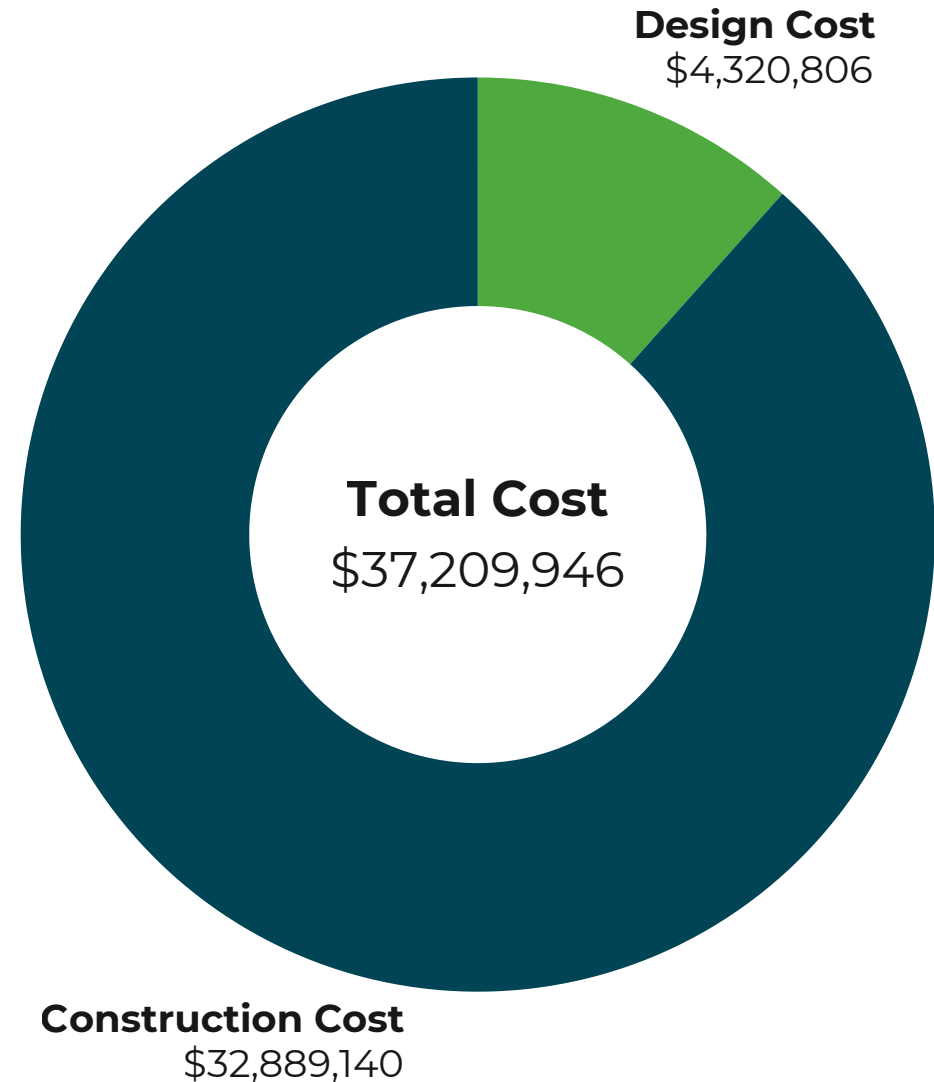
FIRE DEPARTMENT

Station #1 Rehabilitation and Tenant Improvements



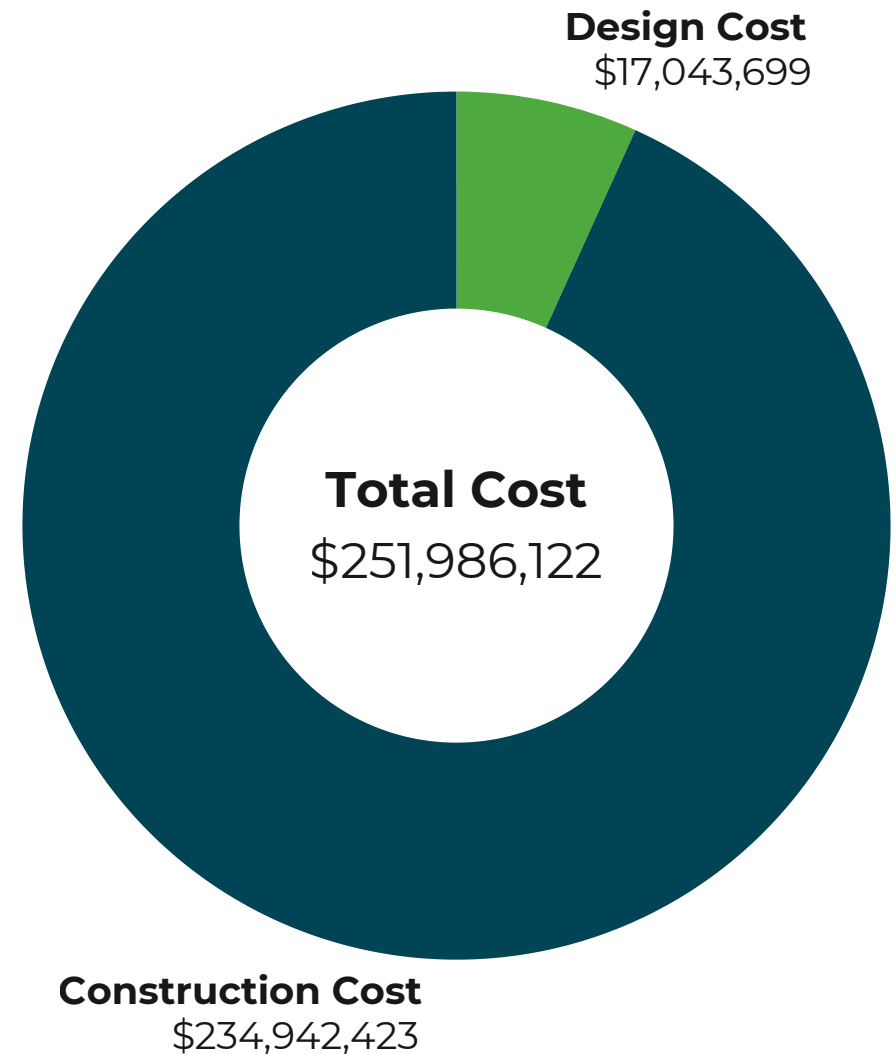
PARKS, RECREATION, & NEIGHBORHOODS

- Dr. Martin Luther King Jr. Park Renovation
- Dry Creek Connection to Tuolumne River Regional Park (TRRP) Trail
- Dryden Golf Course Clubhouse Reconstruction
- TRRP Master Plan Update
- TRRP River Overlook
- TRRP Riverwalk Trail - Gateway to Legion Park
- TRRP Riverwalk Trail - Gateway to Neece Drive
- Turf Reduction Phase 2
- Virginia Corridor Phase 7



UTILITIES

- 2020-2021 Sewer Line Replacement
- Bystrum Area Phase 1 Strengthen & Replace (S&R)
- Chicago Paradise Area S&R
- East Morris Neighborhood Sewer Replacement
- Empire S&R Water Mains Phases 2 & 3
- Highway 99 S&R Water Main Crossings
- Paradise Grimes Ohio Area S&R
- River Trunk Pump Station
- Sonoma Trunk Phase 3 & 4
- South Modesto Areas S&R
- Supervisory Control and Data Acquisition (SCADA)
- Various Flush Lines
- Wells 40, 41 & 265 Flush Lines
- Yosemite Transmission Main





CITY OF
MODESTO
C A L I F O R N I A

For more information and updates on City business, consider giving us a follow on our social media channels

