



JULY 2019

CITY MANAGER'S UPDATE

Monthly Report to the City of Modesto
City Council & Community

City Managers Monthly Update



Table of Contents

Grant Awards & Applications.....3

Police Department....4

Measure L Projects....5

SB 1 Project.....9

Parks, Recreation & Neighborhoods10

Public Works.....11

Utilities.....12

Design Phase.....20

Council and Community:

I'm pleased to report on progress made as part of the city's Capital Improvement Program.

Monthly Financials are not provided this month. The month of July has multiple journal entries that accrue back into the prior fiscal year which can cause changes in the actual amounts on a weekly basis. Due to this, the figures will not be reported for the month of July until the publication of the City Manager's Update in August. At that time, we will be able to provide a more complete picture as well as a comparison of the months of July and August in terms of revenue and expense increases and decreases.

Here's a quick look at the accomplishments for the month of July:

- In the two months preceding, our Finance Department reports grant applications were submitted for awards totaling \$3,005,425, and 4 grants were awarded to the city totaling \$17,369,419; more on page 3.
- For **Community & Economic Development**, residential streets in the Village One area were upgraded with new slurry seal, striping, and ADA curb ramps, and construction continued on the improvements at Claus Road and on Wylie Rd., Floyd Ave., and Carver Rd. You can read the full report and see pictures of these Measure L projects on page 5.
- Starting on page 10, **Parks, Recreation & Neighborhoods** reports on the park sign installation as part of the Mellis Park improvements.
- For **Public Works**, over 18 miles of Type II slurry seal was installed on Modesto city streets. Also, substantial work was accomplished on the bus turnout at SR132 & Maze Blvd.

Looking ahead, I anticipate a strong month of construction in August.

As always, please let me know if you have any suggestions on sharing this material with the community.

A handwritten signature in blue ink that reads "Joseph P. Lopez". The signature is fluid and cursive, with a long horizontal stroke at the end.

Joseph P. Lopez
City Manager

Grant Awards & Applications

May & June 2019

Grant Applications

Grant Title	Month	Awarding Agency	City Department Division	Grant Application Amount	Grant Application Local Match Amount
Bulletproof Vest Partnership/Armor Safety Initiative	May	Department of Justice	Police	\$ 34,000	\$ -
Used Oil Payment Program	June	CalRecycle	Public Works	\$ 57,500	\$ -
FY 19-20 Annual Action Plan - Entitlement Funds	June	U.S. Department of Housing and Urban Development	Community & Economic Development	\$ 2,913,925	\$ -
				\$ 3,005,425	\$ -

Grant Awards

Grant Title	Month	Federal Awarding Agency	City Department Division	Grant Application Amount	Grant Award Local Match Amount
Highway Safety Improvement Program Grant - Retroreflective Backplates/Striping	June	Department of Transportation	Public Works	\$ 391,230	\$43,470
Congestion Mitigation and Air Quality - Upgrade of Traffic Signals	June	Department of Transportation	Public Works	\$ 1,200,000	\$ -
Congestion Mitigation and Air Quality - Upgrade of Traffic Equipment/Software	June	Department of Transportation	Public Works	\$ 1,200,000	\$ -
FY 19-20 Regional and Transportation Development Act Transit Claim	June	Stanislaus Council of Governments	Public Works	\$ 14,369,419	\$ -
				\$ 17,160,649	\$ 43,470

MODESTO POLICE DEPARTMENT

UCR ARREST AND CRIME STATISTICS

2019

ARRESTS

MONTH	2017	2018	2019
JANUARY	969	1194	1007
FEBRUARY	941	1021	875
MARCH	1014	1306	1211
APRIL	1042	1057	1095
MAY	953	1181	1236
JUNE	939	1313	965
JULY	1059	1109	1069
AUGUST	1066	1104	
SEPTEMBER	1018	971	
OCTOBER	1049	964	
NOVEMBER	1085	958	
DECEMBER	1078	893	
TOTAL	12213	13071	7458

July

YTD Comparison (2018 to 2019)

Crime Type	Over/Under	% Change
Part 1	-316	-6%
Auto Theft	24	4%
Commercial	94	32%
Larceny	-329	-10%
Residential	9	3%
Robbery	11	5%

PART 1

MONTH	2017	2018	2019
JANUARY	959	899	740
FEBRUARY	823	749	832
MARCH	900	802	788
APRIL	888	819	792
MAY	891	899	765
JUNE	827	761	728
JULY	884	802	770
TOTAL	6172	5731	5415

AUTO THEFT

MONTH	2017	2018	2019
JANUARY	124	115	106
FEBRUARY	114	91	99
MARCH	121	100	114
APRIL	111	88	100
MAY	146	110	95
JUNE	102	78	91
JULY	119	99	100
TOTAL	837	681	705

COMMERCIAL BURG

MONTH	2017	2018	2019
JANUARY	59	52	51
FEBRUARY	47	41	73
MARCH	46	46	62
APRIL	49	45	57
MAY	55	46	53
JUNE	35	35	45
JULY	37	29	48
TOTAL	328	294	389

LARCENY

MONTH	2017	2018	2019
JANUARY	523	493	391
FEBRUARY	457	441	445
MARCH	493	437	418
APRIL	481	470	418
MAY	463	528	432
JUNE	480	450	400
JULY	486	439	425
TOTAL	3383	3258	2929

RESIDENTIAL BURG

MONTH	2017	2018	2019
JANUARY	81	53	39
FEBRUARY	69	49	69
MARCH	56	43	45
APRIL	71	52	58
MAY	59	44	50
JUNE	37	58	41
JULY	72	41	48
TOTAL	445	340	350

ROBBERIES

MONTH	2017	2018	2019
JANUARY	60	50	34
FEBRUARY	38	31	40
MARCH	45	25	41
APRIL	37	37	39
MAY	37	33	23
JUNE	36	28	39
JULY	42	40	39
TOTAL	295	244	255

As of 2017 Non-Agg Assaults are no longer included as part of Part 1 crimes. This will be the case from here on out.

Measure L Projects

Wylie Road, Floyd Ave, Carver Road Street Improvements

Expenses		Revenues	
Project Code	101038	City Funds	\$0
Project Budget	\$2,400,000	Federal Funds	\$0
Encumbered	\$784,272	State Funds	\$0
Expended	\$1,114,954	Measure L	\$2,400,000
Available	\$500,774	Total	\$2,400,000
		Received	\$2,400,000

Estimated Completion Date: November 2019

Phase: Construction

Overall Project Details:

This project will provide street maintenance on portions of Wylie, Floyd and Carver.

Latest Project Status:

The Americans with Disabilities Act (ADA) ramps on Wylie are complete. Progress was made on asphalt rubber chip sealing and striping.



Claus Road Pavement Rehabilitation - Phase II

Expenses		Revenues	
Project Code	101118	City Funds	\$0
Project Budget	\$1,443,774	Federal Funds	\$0
Encumbered	\$1,036,423	State Funds	\$0
Expended	\$90,076	Measure L	\$1,443,774
Available	\$317,274	Total	\$1,443,774
		Received	\$1,443,774

Estimated Completion Date: November 2019

Phase: Construction

Overall Project Details:

This project will rehabilitate pavement, add new striping and vehicle detection cameras 800' north of Sylvan Ave. to approximately 600' north of Briggsmore Ave.

Latest Project Status:

Asphalt grinding is complete and paving was scheduled to begin on August 5, 2019.



Upgrade Traffic Signals 2013

Expenses		Revenues	
Project Code	100634	City Funds	\$175,000
Project Budget	\$1,039,851	Federal Funds	\$0
Encumbered	\$736,450	State Funds	\$0
Expended	\$89,345	Measure L Funds	\$864,851
Available	\$214,056	Total	\$1,039,851
		Received	\$1,039,851

Estimated Completion Date: February 2020

Phase: Construction

Overall Project Details:

This project consists of upgrading traffic signals at 9th and B, 7th and G, 7th and H & 7th and I Streets. As well as installing pedestrian push buttons, indications, and vehicle detector loops for ADA compliance.

Latest Project Status:

On June 18, 2019, a pre-construction meeting was held with St. Francis Electric, LLC. This project is set to begin in October 2019.



Village One Slurry Seal

Expenses		Revenues	
Project Code	101120	City Funds	\$0
Project Budget	\$2,762,060	Federal Funds	\$0
Encumbered	\$2,094,669	State Funds	\$0
Expended	\$114,457	Measure L Funds	\$2,762,060
Available	\$552,938	Total	\$0
		Received	\$2,762,060

Estimated Completion Date: November 2019

Phase: Construction

Overall Project Details:

Slurry seal residential streets within the Village One Area.

Latest Project Status:

Slurry Seal, striping and ADA curb ramps around Savidge Middle School, Freedom Elementary, Sanders Elementary and Ustach Elementary are complete.



SB 1 Project

18/19 Slurry/Crack Seal Project

Expenses		Revenues	
Project Code		City Funds	\$0
Project Budget	\$1,516,810	Federal Funds	\$0
Encumbered	\$0	State Funds	\$1,516,810
Expended	\$1,223,260	Other Funds	\$0
Available	\$293,550	Total	\$1,516,810
		Received	\$3,620,298 ¹

Estimated Completion Date: October 2019

Phase: 4th Year of Annual Program

Overall Project Details:

The purpose of this program is to maintain and preserve the streets of Modesto by applying type II slurry made of emulsion oil and aggregate. SB1 funding provides an average of 95 lane miles of residential street preservation each season. The 2019 season launched on April 29th and will add five to seven years to street longevity. An estimated 96.37 lane miles will be completed this year.

Project Status:

18.53 lane miles were completed in July for a total of 62.30 lane miles this year.



¹ Total Road Maintenance and Rehabilitation Account (RMRA) for all projects

Parks, Recreation & Neighborhoods

Mellis Park Improvements

Expenses		Revenues	
Project Code	101147	City Funds	\$0
Project Budget	\$440,000	Federal Funds	\$440,000
Encumbered	\$22,908	State Funds	\$0
Expended	\$400,916	Other Funds	\$0
Available	\$16,164	Total Received	\$440,000

Estimated Completion Date: Fall 2019

Phase: Construction

Overall Project Details:

The Mellis Park Improvement Project consist of removal and replacement of the picnic area including the picnic structure, concrete paving, drinking fountain and barbeque units; to accommodate ADA accessibility which includes tables, parking stalls, drinking fountain, curb ramp and accessible concrete paths to park facilities.



Latest Project Status:

General construction has been completed and the park sign has been installed. The newly seeded grass has germinated and is beginning to grow. The maintenance period for the facility will close in September 2019 at which point the new grass will be mature enough to handle foot traffic. Safety lighting is still outstanding and will be installed as a punch list item when fabrication has been complete and delivered by the manufacturer. This project is on schedule.



Public Works

Bus Turnout S.R. 132/ Maze Blvd

Expenses		Revenues	
Project Code	101161	City Funds	\$0
Project Budget	\$90,720	Federal Funds	\$0
Encumbered	\$0	State Funds	\$90,720
Expended	\$19,612	Other Funds	\$0
Available	\$12,469	Total Received	\$90,720

Completion Date: August 2019

Phase: Construction

Overall Project Details:

This project will entail building a bus turnout with ramps at both ends and a post fence at the back side adjacent to Franklin School at the Maze Blvd. and Spencer Ave. bus stop.

Latest Project Status:

The contractor has made substantial progress on this project to date.



Utilities

Bermuda Way Strengthen & Replace Water Mains

Expenses		Revenues	
Project Code	100857	City Funds	\$2,434,340
Project Budget	\$2,434,340	Federal Funds	\$0
Encumbered	\$1,571,106	State Funds	\$0
Expended	\$77,741	Other Funds	\$0
Available	\$785,494	Total	\$0
		Received	\$0

Completion Date: February 2020

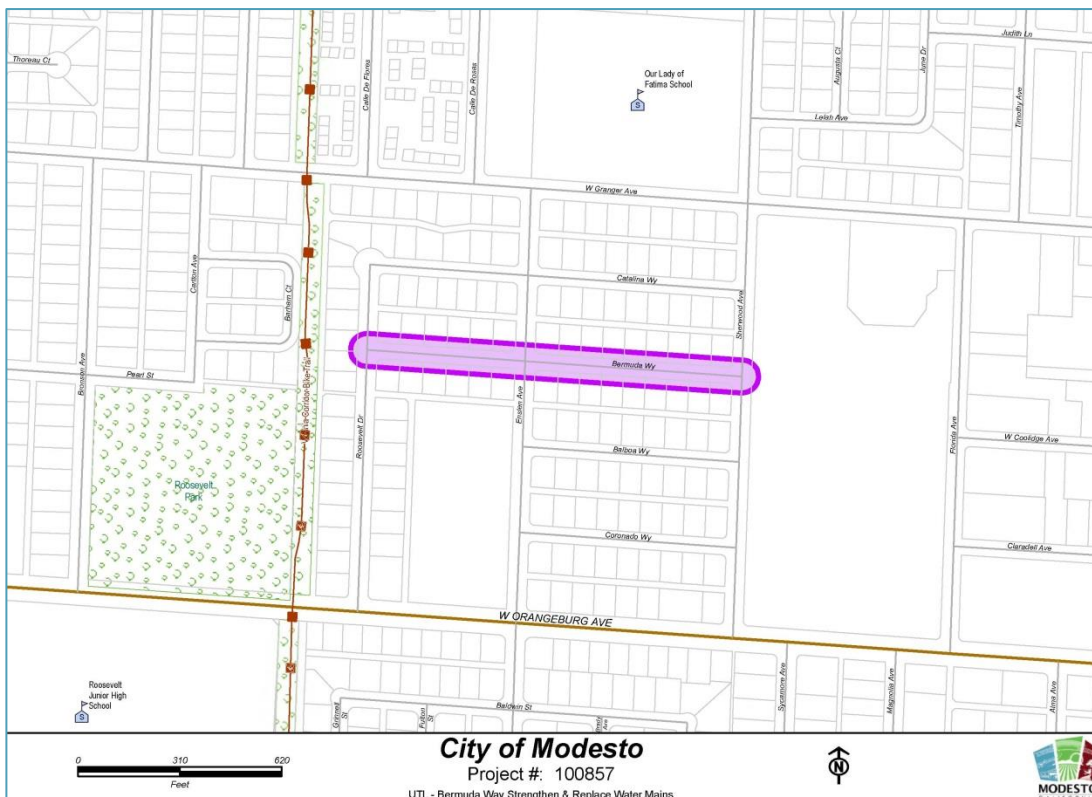
Phase: Construction

Overall Project Details:

The Bermuda Way Neighborhood is one of many prioritized areas in the City’s water service area that require replacement of current, aging water infrastructure. The Bermuda Way Strengthen & Replace Water Mains Project will replace and upgrade deficient water mains, associated water valves, services and fire hydrants to increase service reliability, flows, and pressures. The project area is bounded by Roosevelt Drive on the west, Sherwood Avenue on the east, Granger Avenue on the north and Orangeburg Avenue on the south.

Latest Project Status:

A pre-construction meeting was held on July 16, 2019 where the contractor requested a delayed start of September 3, 2019.



Del Rio Tank 14, Well 68 & Pump Station

Expenses		Revenues	
Project Code	100473	City Funds	\$12,278,483
Project Budget	\$12,278,483	Federal Funds	\$0
Encumbered	\$7,023,737	State Funds	\$0
Expended	\$4,717,872	Other Funds	\$0
Available	\$536,874	Total	\$0
		Received	\$0

Completion Date: Spring 2020

Phase: Construction

Overall Project Details:

This project will construct a 0.25 million gallon steel water tank, a 1,000 gallon-per-minute well production pump, a 2.45 million gallon-per-day booster pump station, a 1.4 acre-foot retention basin, and a 16-inch transmission main installation from the intersection of St. John Road and Country Club Drive, south to Ladd Road, where it will tie into the tank site. The project will increase service reliability and correct the existing supply and pressure deficiencies of the City's Del Rio water system, located northwest of the Modesto city limits. The project site is located at 718 Ladd Road on approximately 4 acres just southeast of the intersection of Ladd Road and St. Johns Road.

Latest Project Status:

Vertical construction of the 0.25 MG gallon tank was completed and epoxy tank coating was applied to the interior. The pump station continues to be a major focus of the project as piping and electrical conduit were also installed. The on-site storm drain piping was installed and tested and construction began on the forebay basin.



Water Corporation Yard


Expenses		Revenues	
Project Code	100812	City Funds	\$19,711,500
Project Budget	\$19,711,500	Federal Funds	\$0
Encumbered	\$6,034,127	State Funds	\$0
Expended	\$12,744,068	Other Funds	\$0
Available	\$933,306	Total	\$0
		Received	\$0

Completion Date: December 2019

Phase: Design/Construction

Overall Project Details:

The project will consolidate the Utilities Department Water Services Division’s three locations into one location at 4240 Litt Road. The project will be delivered utilizing the design build procurement method. In addition, the project will construct a satellite maintenance yard for Parks Operations. Improvements include an administration building, post framed storage structure, maintenance storage structure, site improvements and vehicle/tire washout.



Latest Project Status:

This project is 70% complete. Progress of the work on site was excellent through July. The City and the design build team negotiated a change in work to pave the entire maintenance parking lot resulting in paving approximately 120,000 square feet. Additionally, the design build team progressed with major work in the Parks Building where electrical panels, lighting, insulation and drywall were installed. Within the Admin Building, plumbing was finalized and the fire sprinklers where installed and tested. In addition, to the paving that was completed, irrigation and the posts for the wrought iron/chainlink fencing were installed.



Grogan Park Production Well

Expenses		Revenues	
Project Code	101035	City Funds	\$2,548,728
Project Budget	\$2,548,728	Federal Funds	\$0
Encumbered	\$210,081	State Funds	\$0
Expended	\$1,982,812	Other Funds	\$0
Available	\$355,835	Total	\$0
		Received	\$0

Completion Date: October 2019

Phase: Construction

Overall Project Details:

This project will provide a 1,500 gallon-per-minute potable well to serve the Tivoli specific plan area at the corner of Sylvan Avenue and Litt Road. Surface improvements will include the well pump, yard piping, mechanical, electrical and structural components.

Latest Project Status:

The easement was approved by the City and provided to the Modesto Irrigation District (MID) to approve at their August 27, 2019 Board Meeting. The contractor installed the well pump motor and the remaining well piping. It is anticipated that work will ramp up in September after MID provides power to the site.



Amtrak North Parking Lot Project

Expenses		Revenues	
Project Code	101014	City Funds	\$0
Project Budget	\$638,245	Federal Funds	\$0
Encumbered	\$405,275	State Funds	\$0
Expended	\$171,578	Local Transportation Funds	\$ 638,245
Available	\$61,391	Total	\$0
		Received	\$0

Completion Date: November 2019

Phase: Construction

Overall Project Details:

This project will increase the size of the existing parking lot at the Modesto Amtrak Station by adding 77 parking stalls to accommodate increase use of the station. During several holiday periods throughout the year the existing parking lot is unable to accommodate the number of vehicles that need to be parked there.

Latest Project Status:

This project is currently on hold. Due to the slow progress of work and the lack of communication with City Staff, the contractor was terminated. The project was scheduled to be completed in May. When deadlines were passed, the City began assessing liquidated damages at \$500/day. The City reached out to the contractor for updates, but did not receive adequate plans to continue the work. City staff will review options with the City Attorney's Office to determine the best course of action for completion.



Del Rio Well 70 (Replacing Well 271) Surface Improvements

Expenses		Revenues	
Project Code	101078	City Funds	\$3,803,200
Project Budget	\$3,803,200	Federal Funds	\$0
Encumbered	\$0	State Funds	\$0
Expended	\$24,410	Other Funds	\$0
Available	\$3,778,790	Total	\$0
		Received	\$0

Completion Date: Summer 2020

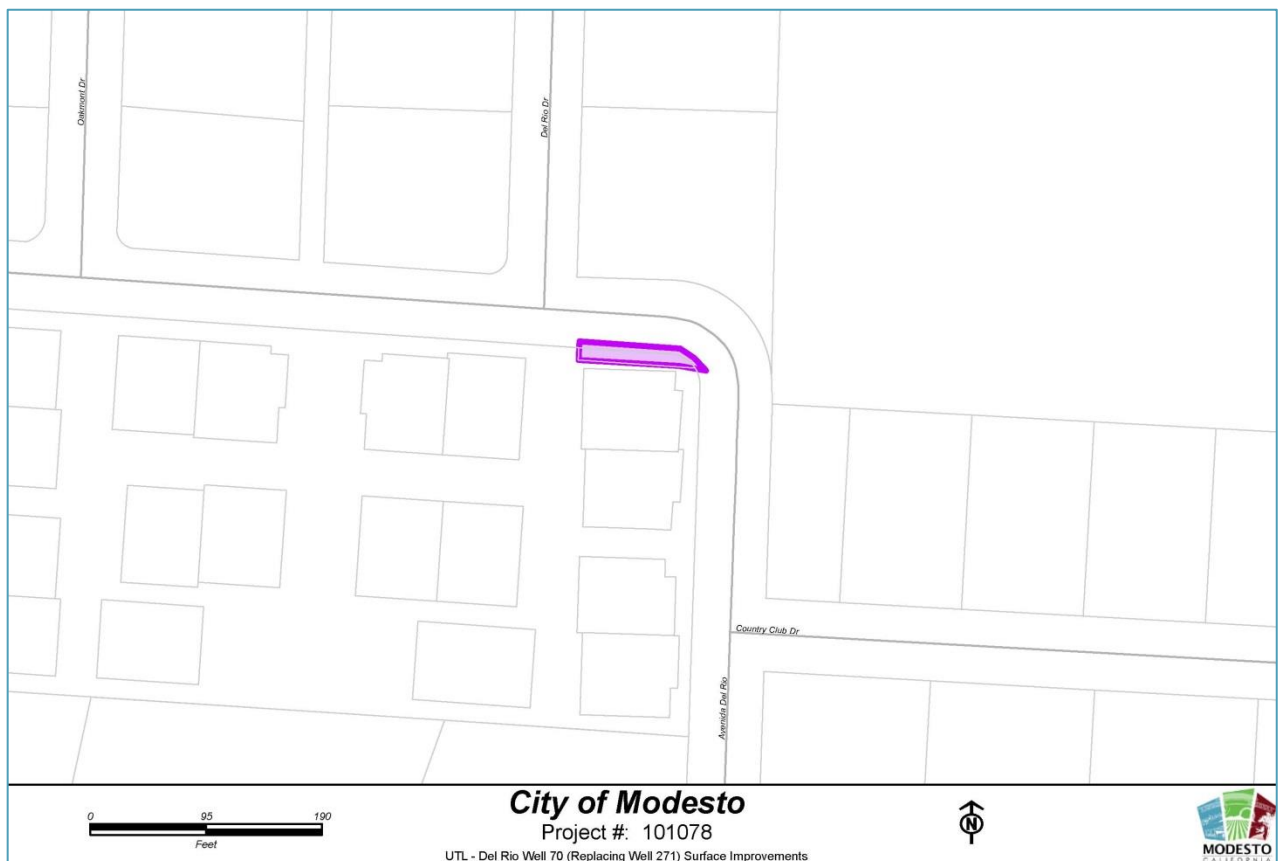
Phase: Construction

Overall Project Details:

Del Rio Well 70 (Replacing Well 271) will construct a 1,000 gallons per minute (GPM) potable water well, pump house and generator at the corner of Stewart and McHenry in the Del Rio Service Area. This portion of the project will only be responsible for the above ground improvements. Sub-surface improvements of the well were completed in January 2019.

Latest Project Status:

Bids were opened on July 2, 2019 with six potential bidders. The construction contract was awarded to the apparent low bidder at the August 13, 2019 council meeting. Construction is expected to begin in late September or early October.



Well 71 (Replacing Well 226) Subsurface Improvements

Expenses		Revenues	
Project Code	101068	City Funds	\$924,067
Project Budget	\$924,067	Federal Funds	\$0
Encumbered	\$207,242	State Funds	\$0
Expended	\$481,700	Other Funds	\$0
Available	\$235,125	Total	\$0
		Received	\$0

Completion Date: July 2019

Phase: Construction

Overall Project Details:

City water supply Well 226, located at the northwest corner of Conant and Brenner Avenues, was taken offline in 2006 due to elevated arsenic and nitrate concentrations. The new Well 226 will provide a 700 GPM potable well to serve the Highway Village and restore the well to optimum capacity. During the design process, the State informed the City that a new identifier would be required and Well 71 was assigned.



Latest Project Status:

Drilling activities are complete. Step testing to determine maximum flow rates at different intervals took place in July and we are awaiting Title 22 results for drinking water standards.



Well 72 (Replacing Well 229) Subsurface Improvements

Expenses		Revenues	
Project Code	100853	City Funds	\$1,883,171
Project Budget	\$1,883,171	Federal Funds	\$0
Encumbered	\$774,943	State Funds	\$0
Expended	\$876,290	Other Funds	\$0
Available	\$231,938	Total	\$0
		Received	\$0

Completion Date: August 2019

Phase: Pre-Construction

Overall Project Details:

City Well 229 is strategically important to the City’s water supply infrastructure as it is located near Sutter and Rouse Avenues in southwest Modesto. Due to elevated nitrate conditions, Well 229 was taken offline in early 2016. The new Well 229 will provide a 500 GPM potable well to serve the southwest area of Modesto and restore the well to optimum capacity. During the design process, the State informed the City that a new identifier would be required and Well 72 was assigned.

Latest Project Status:

Construction is nearly complete. In July, Nor Cal installed casing, grout and cement, started well development, installed piping for discharging fluids onto flush line, installed and completed swabbing of well, and started pumping development.



Design Phase

Department	Project Name	Design Amount	Total Project Amount
Community & Economic Development			
	Claratina: McHenry/Coffee 4 Lane	\$1,402,167	\$6,062,911
	Right Turn Ln McHenry to Briggsmore	\$193,000	\$2,131,892
	WB D St. to NB 9 th St. Right Turn Lane Improvement	\$222,633	\$1,314,936
	2016 Pavement Rehabilitation (La Loma)	\$273,080	\$1,857,573
	Pavement Rehabilitation Crows Landing	\$250,000	\$250,000
	Paradise Road 1 st . to Carpenter Road	\$250,000	\$250,000
	Claratina Phase 1 – Hetch Hetchy Crossing	\$200,000	\$6,270,000
	Pavement Rehabilitation Pelandale Ave.	\$323,000	\$323,000
Measure L	Systemic Safety Analysis Report Program	\$250,000	\$250,000
Measure L	Improve Traffic Flow and Safety – Orville Wright School	\$70,000	\$506,702
Measure L	Paradise Road ATP Cycle III	\$25,000	\$25,000
	Pelandale Avenue Phase II	\$954,363	\$954,363
Measure L	Bike Trail along MID Canal	\$117,222	\$1,092,054
Measure L	Tully Road Safety Improvements	\$34,538	\$411,183
Measure L	Dry Creek Trail Maintenance	\$91,333	\$685,000
Modesto Fire			
	MFD Station No.1 Roof Replacement	\$25,000	\$337,850

Design Phase

Department	Project Name	Design Amount	Total Project Amount
Parks, Recreation & Neighborhoods			
	Virginia Corridor Phase 7	\$ 500,000	\$4,514,442
	Ralston Tower Park Renovation	\$ 100,000	\$1,200,000
	Downey Shade Structure Replacement	\$ 25,000	\$ 250,000
	The Awesome Spot Playground	Community	\$2,500,000
	Carpenter Road Soccer Complex	\$ 35,000	\$1,035,000
	TRRP Neece Drive Boat Launch	\$ 139,000	\$805,000
	TRRP River Overlook	\$ 120,000	\$849,940
Public Works			
	100451 – Fleet Services Heavy Duty Maintenance Bays	\$700,935	\$5,533,141
	101014 – Amtrak Station Parking Expansion	\$100,465	\$638,245
	101045 – Transit Center Expansion	\$70,000	\$325,000
SB1 \$32,000	101095 – Transit Center Improvements	\$523,544	\$4,593,540
	101096 – MAX Mobility Facility	\$-	\$300,000
	101149 – Amtrak Restroom Remodel	\$221,979	\$421,979
	101151 – MAX Video Surveillance Upgrade	\$-	\$635,985
	101160 – Commuter Bus Repaint	\$-	\$30,000
	101162 – Traffic Signal Prioritization for Transit	\$-	\$200,000
	101187 – Amtrak Roof Repairs/Replace	\$55,000	\$55,000
	101191 – USB Ports on all Transit Buses	\$-	\$13,118
	New Transit Bus Purchases	\$-	\$1,982,063

Design Phase

Department	Project Name	Design Amount	Total Project Amount
Utilities			
	Highway Village Strengthen & Replace	\$112,187	\$3,965,000
	Sonoma Trunk Extension	\$288,494	\$1,775,794
	Crows Landing Sewer Trunk	\$120,000	\$1,512,000
	BMF - Parts Storage Room Upgrade	\$100,000	\$930,000
	New Jennings WQC Entrance	\$259,261	\$840,000
	Spencer Avenue Strengthen & Replace	\$105,000	\$1,550,000