



# AUGUST 2019

CITY MANAGER'S UPDATE

Monthly Report to the City of Modesto  
City Council & Community

# City Managers Monthly Update



## Table of Contents

Monthly Financials.....3

Police Department.....9

Measure L Projects.....14

SB 1 Projects.....18

Parks, Recreation &  
Neighborhoods .....20

Public Works.....22

Utilities.....23

Design Phase.....31

## Council and Community:

Please accept this progress report on several major initiatives as part of the city's Capital Improvement Program.

In the pages that follow, you'll find an in-depth look at this progress. Here's a snapshot of accomplishments for the month of August:

- In the **Utilities Department**, much was accomplished at the site of the new Water Corporation Yard; the design-build team progressed with work in the Administration Building, where electrical panels, insulation, drywall, doorframes, windows, and fire sprinklers were installed. Major work took place at the Del Rio Tank 14, Well 68 and Pump Station. More on page 23.
- For **Public Works**, three intersections have experienced traffic signal upgrades, at Paradise/Martin Luther King, Dale/Veneman, and Kansas/Emerald; see page 22. Also, nearly 21 miles of slurry seal was completed throughout the city. You can read the full report on page 19.
- Starting on page 20, **Parks, Recreation & Neighborhoods** reports on the completion of Mellis Park improvements.
- For **Community & Economic Development**, there were considerable street improvements made to Wylie Rd, Floyd Ave, Carver Rd, and Claus Rd as part of the rehabilitation projects. More on pages 13.

I look forward to presenting on the progress of these and many other projects when I report out from the month of September. For now, please let me know if you have any suggestions on sharing this material with the community.

A handwritten signature in blue ink that reads "Joseph P. Lopez". The signature is fluid and cursive, with a long horizontal stroke at the end.

Joseph P. Lopez  
City Manager

# Fiscal Year 2019-20

## August 2020 Monthly Financial Report

### City of Modesto, California

Through August 31, 2019\*

#### General Fund Overview

	Monthly Actuals Received/ Expended	Monthly % of Total Budget	YTD Actuals	2019-20 Operating Budget	% of Total Budget Received/ Expended
<b>Revenues</b>	\$ 10,709,756	7.0%	\$ 20,450,781	\$ 152,564,573	13.4%
<b>Expenditures</b>	\$ 8,854,557	5.9%	\$ 30,575,581	\$ 151,119,481	20.2%
<b>Revenue Over Expenditure Variance</b>	\$ 1,855,199		\$ (10,124,800)	\$ 1,445,092	

#### Summary

##### Revenue Overview

The City has received \$10.71 million in General Fund revenues in the month of August 2020. These revenues were received mainly in the areas of Sales Tax (\$2.43M), Business License/Mill Tax (\$2.04M), and Utility Users Tax (\$1.89M). To date, the General Fund has received approximately 13.4% of the total budgeted revenues for Fiscal Year 2019-20.

There will be additional revenues that are expected to be received for FY 2019-20. These revenues include our annual payments of Property Tax which are received in two installments typically in the months of December/January and May/June. Sales Tax will also be received on a monthly basis but is usually received two months in arrears from the state. These are large revenue sources for the City and ones that are monitored closely. Another revenue source that will be monitored closely throughout the year will be Cannabis tax revenues. This year will be the first full year of Cannabis tax revenues that the City will receive. These will be monitored on a monthly basis and will be adjusted if needed at the mid-year.

##### Expenditure Overview

The City has expended \$8.85 million in General Fund dollars in the month of August 2019. This represents approximately 20.2% of the total FY 2019-20 Operating Budget. The year-to-date total is slightly high, but this is largely due to the lump sum payment to CalPERS for the Unfunded Accrued Liability payment that is required at the beginning of the fiscal year in July. This payment was in the amount of \$14.41 million for the General Fund portion of the expense. This is approximately \$2.56M higher than the amount that was paid in FY 2018-19.

The majority of expenditures that occurred during the month of August 2019 originated from the Public Safety Departments (\$6.65M) and were related mainly to salary and benefit charges. The salary and benefit expenses for the Police and Fire Departments totaled \$5.45 million in the month of August. All remaining salary and benefit expenditures from General Fund departments totaled \$1.35 million. Excluding Public Safety, the total remaining expenditures across the categories of discretionary expenditures, internal service fund expenditures and transfers out of the General Fund were approximately \$855 thousand.

# Fiscal Year 2019-20

## August 2020 Monthly Financial Report

### City of Modesto, California

Through August 31, 2019\*

#### General Fund Revenues Overview

Revenue Category	Monthly Actuals Received	Monthly % of Total Budget	YTD Actuals	2018-19 Operating Budget	% of Total Budget Received
1 Property Tax - Property	846,356	4.8%	942,266	17,817,458	5.3%
2 Property Tax - VLF Swap	-	0.0%	-	17,893,250	0.0%
3 Sales Tax	2,427,714	7.4%	5,636,014	32,975,258	17.1%
4 Utility Users Tax	1,891,556	8.9%	3,502,670	21,329,733	16.4%
5 Business License/Mill Tax	2,040,410	15.4%	3,680,430	13,207,324	27.9%
6 Franchise Fees	834,785	16.7%	1,092,900	5,005,700	21.8%
7 Transient Occupancy Tax	316,968	10.5%	721,250	3,020,000	23.9%
8 Construction Revenues	171,305	6.8%	372,409	2,526,448	14.7%
9 Departmental Revenues	2,010,175	6.2%	4,199,494	32,273,662	13.0%
10 Motor Vehicle Fees	-	0.0%	-	257,000	0.0%
11 Cannabis Tax	170,487	3.2%	303,348	5,275,000	5.8%
12 Transfers In	-	0.0%	-	983,640	0.0%
<b>Total</b>	<b>10,709,756</b>	<b>7.0%</b>	<b>20,450,781</b>	<b>152,564,473</b>	<b>13.4%</b>

#### Monthly Actuals Notes

- 1 **Property Tax -Property** - In August 2019, the City received a small payment of Property Taxes in the amount of \$846k. The majority of the Property Tax payments will be received in payments in December/January and May/June. These are the months when the City receives its first and second installments.
- 2 **Property Tax - VLF Swap** - The City will receive its first installment of Vehicle License Swap payment in December/January and the second in May/June. These payments are received on the same schedule as the regular Property Tax payments.
- 3 **Sales Tax** - In August 2019 the City received a payment of Sales Tax for the month of June 2019. The amount received in this payment was \$2.43M. This amount will ultimately be accrued back to Fiscal Year 2018-19 per accounting rules and procedures. The City's first payment for FY 2019-20 will be received in September 2019.
- 4 **Utility Users Tax** - In August 2019, the City received UUT payments of \$1.89M. To date, revenues are up by approximately \$1.58M compared to the same point in time in FY 2018-19. City staff will continue to monitor this revenue source throughout the fiscal year as this revenue source was down in FY 2018-19.
- 5 **Business License/Mill Tax** - In August 2019, the City received \$2.04M. At this point in time, this revenue source is up by approximately \$2.6M from the same point in time in FY 2018-19. This revenue will be monitored closely as it has continued to grow year-over-year since FY 2013-14.
- 9 **Departmental Revenues** - A majority of the revenues received in this category in August 2019 have been received from the Fire Department (\$1.06M), Non-Departmental (\$465k), and the Police Department (\$237k).
- 11 **Cannabis Tax** - August 2019 saw Cannabis Tax receipts of \$170k. This is approximately \$40k more than the month of July 2019. This revenue source will be monitored closely on a monthly basis.
- 12 **Transfers In** - To date no transfers in to the General Fund have been made in the current Fiscal Year. Transfers In to the General Fund typically occur at the end of the fiscal year.

# Fiscal Year 2019-20

## August 2020 Monthly Financial Report

### City of Modesto, California

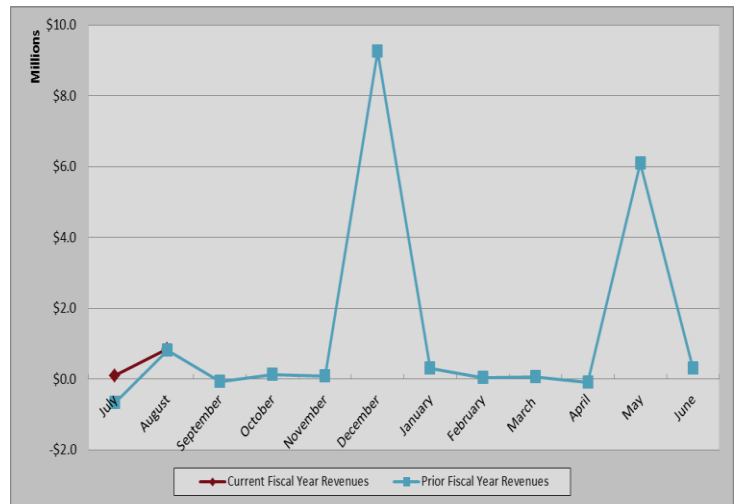
Through August 31, 2019

#### General Fund Revenue Overview

#### GENERAL FUND MAJOR REVENUE SOURCES

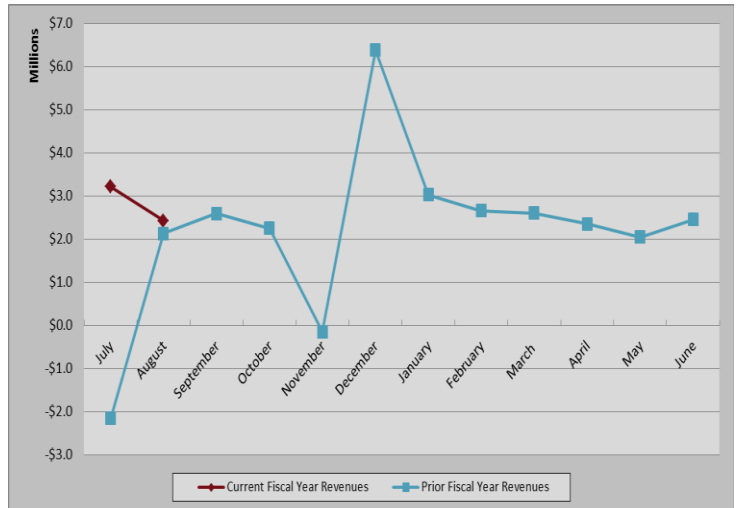
##### Property Tax - Property

	Current Fiscal Year Revenues	Prior Fiscal Year Revenues	Year-over-Year Variance
July	\$ 95,910	\$ (661,440)	\$ 757,350
August	\$ 846,356	\$ 815,225	\$ 31,131
September		\$ (70,223)	\$ 70,223
October		\$ 125,938	\$ (125,938)
November		\$ 91,447	\$ (91,447)
December		\$ 9,253,626	\$ (9,253,626)
January		\$ 302,701	\$ (302,701)
February		\$ 41,210	\$ (41,210)
March		\$ 63,041	\$ (63,041)
April		\$ (87,212)	\$ 87,212
May		\$ 6,098,948	\$ (6,098,948)
June		\$ 316,654	\$ (316,654)
<b>Totals</b>	<b>\$ 942,266</b>	<b>\$ 16,289,915</b>	<b>\$ (15,347,649)</b>



##### Sales Tax

	Current Fiscal Year Revenues	Prior Fiscal Year Revenues	Year-over-Year Variance
July	\$ 3,208,300	\$ (2,154,776)	\$ 5,363,076
August	\$ 2,427,714	\$ 2,128,188	\$ 299,526
September		\$ 2,586,826	\$ (2,586,826)
October		\$ 2,249,638	\$ (2,249,638)
November		\$ (155,177)	\$ 155,177
December		\$ 6,373,867	\$ (6,373,867)
January		\$ 3,023,700	\$ (3,023,700)
February		\$ 2,657,963	\$ (2,657,963)
March		\$ 2,599,642	\$ (2,599,642)
April		\$ 2,344,928	\$ (2,344,928)
May		\$ 2,042,062	\$ (2,042,062)
June		\$ 2,451,608	\$ (2,451,608)
<b>Totals</b>	<b>\$ 5,636,014</b>	<b>\$ 26,148,469</b>	<b>\$ (20,512,455)</b>



# Fiscal Year 2019-20

## August 2020 Monthly Financial Report

### City of Modesto, California

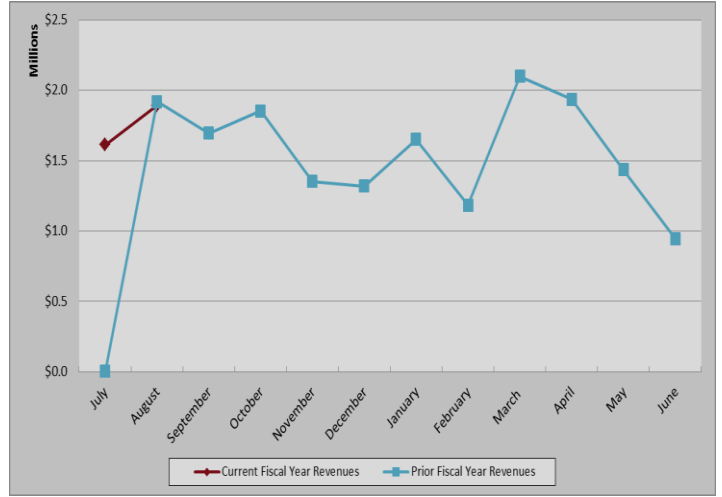
Through August 31, 2019

#### General Fund Revenue Overview

#### GENERAL FUND MAJOR REVENUE SOURCES

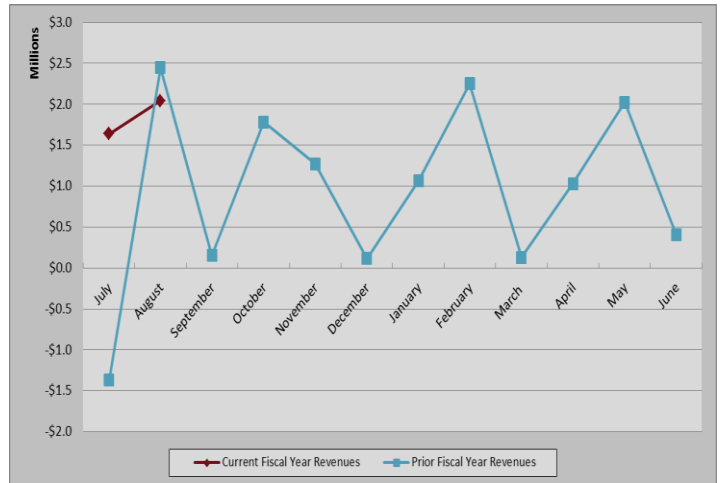
##### Utility Users Tax

	Current Fiscal Year Revenues	Prior Fiscal Year Revenues	Year-over-Year Variance
July	\$ 1,611,114	\$ 3,107	\$ 1,608,007
August	\$ 1,891,556	\$ 1,919,299	\$ (27,743)
September		\$ 1,696,197	\$ (1,696,197)
October		\$ 1,853,877	\$ (1,853,877)
November		\$ 1,351,056	\$ (1,351,056)
December		\$ 1,320,263	\$ (1,320,263)
January		\$ 1,649,990	\$ (1,649,990)
February		\$ 1,184,245	\$ (1,184,245)
March		\$ 2,099,274	\$ (2,099,274)
April		\$ 1,936,419	\$ (1,936,419)
May		\$ 1,434,383	\$ (1,434,383)
June		\$ 945,485	\$ (945,485)
<b>Totals</b>	<b>\$ 3,502,670</b>	<b>\$ 17,393,595</b>	<b>\$ (13,890,925)</b>



##### Business License/Mill Tax

	Current Fiscal Year Revenues	Prior Fiscal Year Revenues	Year-over-Year Variance
July	\$ 1,640,020	\$ (1,370,897)	\$ 3,010,917
August	\$ 2,040,410	\$ 2,448,106	\$ (407,696)
September		\$ 153,525	\$ (153,525)
October		\$ 1,781,008	\$ (1,781,008)
November		\$ 1,273,455	\$ (1,273,455)
December		\$ 117,310	\$ (117,310)
January		\$ 1,064,672	\$ (1,064,672)
February		\$ 2,252,776	\$ (2,252,776)
March		\$ 126,989	\$ (126,989)
April		\$ 1,028,759	\$ (1,028,759)
May		\$ 2,025,281	\$ (2,025,281)
June		\$ 409,592	\$ (409,592)
<b>Totals</b>	<b>\$ 3,680,430</b>	<b>\$ 11,310,576</b>	<b>\$ (7,630,146)</b>



# Fiscal Year 2019-20

## August 2020 Monthly Financial Report

### City of Modesto, California

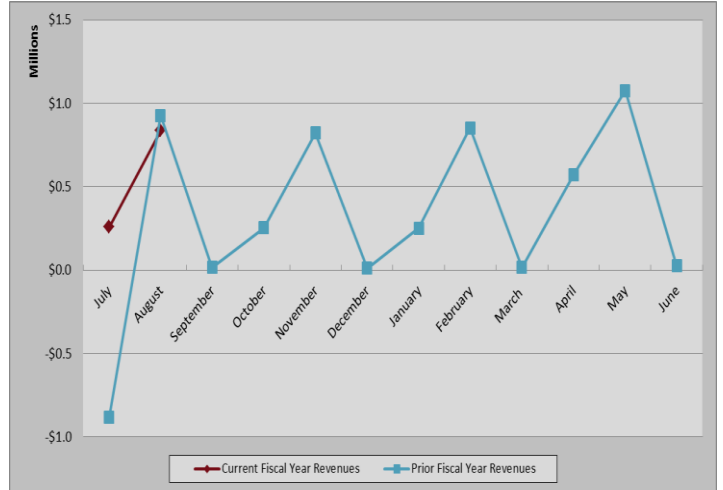
Through August 31, 2019

#### General Fund Revenue Overview

#### GENERAL FUND MAJOR REVENUE SOURCES

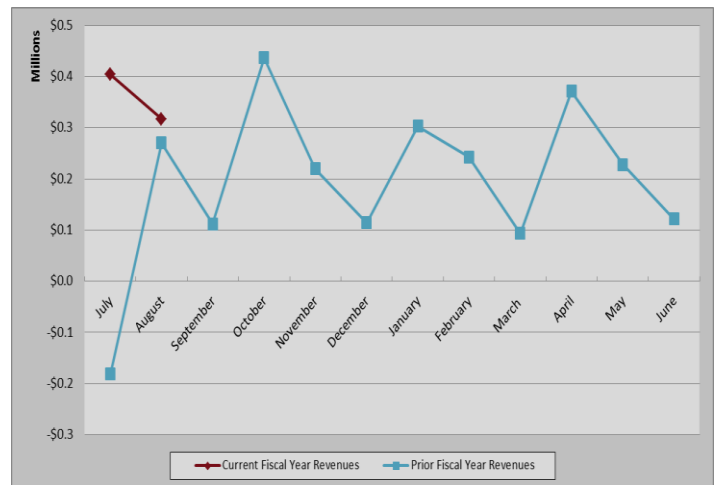
##### Franchise Fees

	Current Fiscal Year Revenues	Prior Fiscal Year Revenues	Year-over-Year Variance
July	\$ 258,115	\$ (880,874)	\$ 1,138,989
August	\$ 834,785	\$ 927,782	\$ (92,997)
September		\$ 16,002	\$ (16,002)
October		\$ 253,956	\$ (253,956)
November		\$ 821,153	\$ (821,153)
December		\$ 12,376	\$ (12,376)
January		\$ 251,102	\$ (251,102)
February		\$ 853,169	\$ (853,169)
March		\$ 16,548	\$ (16,548)
April		\$ 569,561	\$ (569,561)
May		\$ 1,075,675	\$ (1,075,675)
June		\$ 25,222	\$ (25,222)
<b>Totals</b>	<b>\$ 1,092,900</b>	<b>\$ 3,941,672</b>	<b>\$ (2,848,772)</b>



##### Transient Occupancy Tax

	Current Fiscal Year Revenues	Prior Fiscal Year Revenues	Year-over-Year Variance
July	\$ 404,282	\$ (181,033)	\$ 585,315
August	\$ 316,968	\$ 270,418	\$ 46,550
September		\$ 111,781	\$ (111,781)
October		\$ 436,595	\$ (436,595)
November		\$ 219,974	\$ (219,974)
December		\$ 114,398	\$ (114,398)
January		\$ 302,611	\$ (302,611)
February		\$ 242,530	\$ (242,530)
March		\$ 93,376	\$ (93,376)
April		\$ 371,538	\$ (371,538)
May		\$ 227,926	\$ (227,926)
June		\$ 122,013	\$ (122,013)
<b>Totals</b>	<b>\$ 721,250</b>	<b>\$ 2,332,127</b>	<b>\$ (1,610,877)</b>



# Fiscal Year 2019-20

## August 2020 Monthly Financial Report

### City of Modesto, California

Through August 31, 2019\*

#### General Fund Expenditures Overview

Department	Monthly Actuals Expended	Monthly % of Total Budget	YTD Actuals	2018-19 Operating Budget	% of Total Budget Expended
1 City Council	65,854	14.0%	102,038	469,126	21.8%
2 City Manager's Office	243,131	9.4%	688,957	2,580,331	26.7%
3 City Attorney's Office	61,139	2.8%	200,899	2,180,698	9.2%
4 City Clerks' Office	31,688	6.2%	91,825	508,021	18.1%
5 Office of the City Auditor	2,249	0.6%	32,985	351,271	9.4%
6 Finance Department	339,984	6.8%	945,149	5,007,147	18.9%
7 Community & Economic Development	274,620	4.1%	1,086,652	6,643,651	16.4%
8 Human Resources Department	106,036	6.2%	319,794	1,710,336	18.7%
9 Fire Department	2,465,460	6.1%	9,380,351	40,730,745	23.0%
10 Police Department	4,182,019	6.0%	15,346,258	70,139,468	21.9%
11 Parks, Recreation & Neighborhoods	1,039,112	8.6%	2,260,375	12,138,764	18.6%
12 Public Works Department	38,818	7.0%	111,228	557,605	19.9%
13 Non-Departmental	4,447	1.1%	9,070	395,000	2.3%
14 Transfers Out	-	0.0%	-	7,707,318	0.0%
<b>Total</b>	<b>8,854,557</b>	<b>5.9%</b>	<b>30,575,581</b>	<b>151,119,481</b>	<b>20.2%</b>

#### Monthly Actuals Notes

- 1 **City Council** - The City Council had a total of \$65k in expenditures in the month of August 2019. \$23k of the expenditures were for salary and benefit expenses, \$7k were for internal service fund charges, and \$35k were for discretionary expenses. This is an increase of \$30k in expenses from the previous month mainly in the Discretionary Expense category.
- 2 **City Manager's Office** - The City Manager's Office had a total of \$243k in expenditures in the month of August 2019. \$138k of the expenditures were for salary and benefit expenses, \$13k were for internal service fund charges, and \$91k were for discretionary charges.
- 3 **City Attorney's Office** - The City Attorney's Office had a total of \$61k in expenditures in the month of August 2019. \$37k of the expenditures were for salary and benefit expenses, \$14k were for internal service fund charges, and \$10k for discretionary expenses.
- 6 **Finance Department** - The Finance Department had a total of \$340k in expenditures in the month of August 2019 \$253k of the expenditures were for salary and benefit expenses, \$33k were for internal service fund charges, and \$54k were for discretionary expenses. There was also \$289 received as an offsetting expense for direct charge revenue.
- 7 **Community & Economic Development Department** - C&ED had a total of \$275k in expenditures in the month of August 2019 \$314k in expenditures were for salary and benefit expenses, \$51k were for internal service fund charges, and there was a credit of \$90k in discretionary expenses.
- 9 **Fire Department** - The Fire Department had a total of \$2.47 million in expenditures in the month of August 2019 \$2.22 million of the expenditures were for salary and benefit expenses, \$78k were for internal service fund charges, and \$166k were for discretionary expenses.
- 10 **Police Department** - The Police Department had a total of \$4.18 million in expenditures in the month of August 2019. \$3.22 million of the expenditures were for salary and benefit expenses, \$228k were for internal service fund charges, and \$742k were for discretionary expenses. There was also \$13k received as an offsetting expense for direct charge revenue.

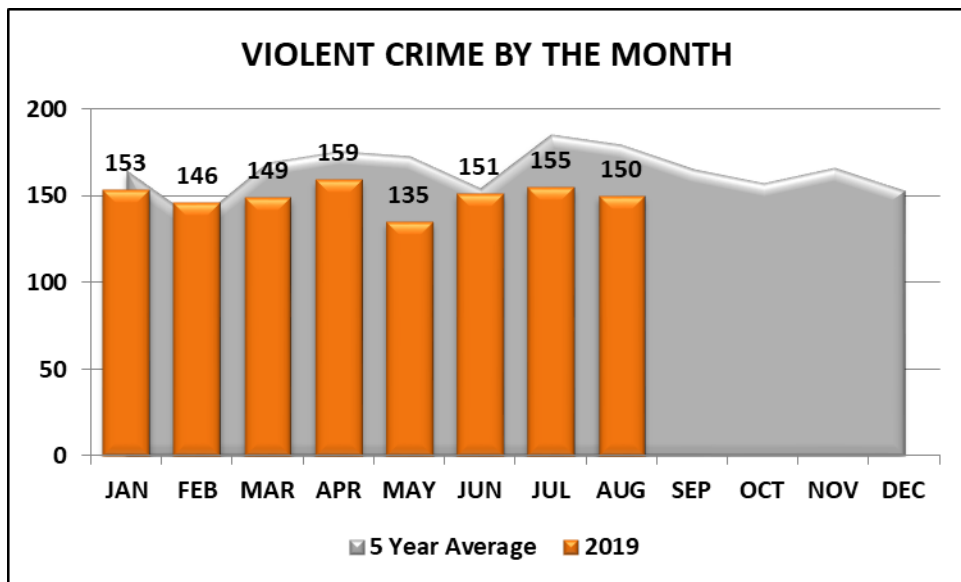
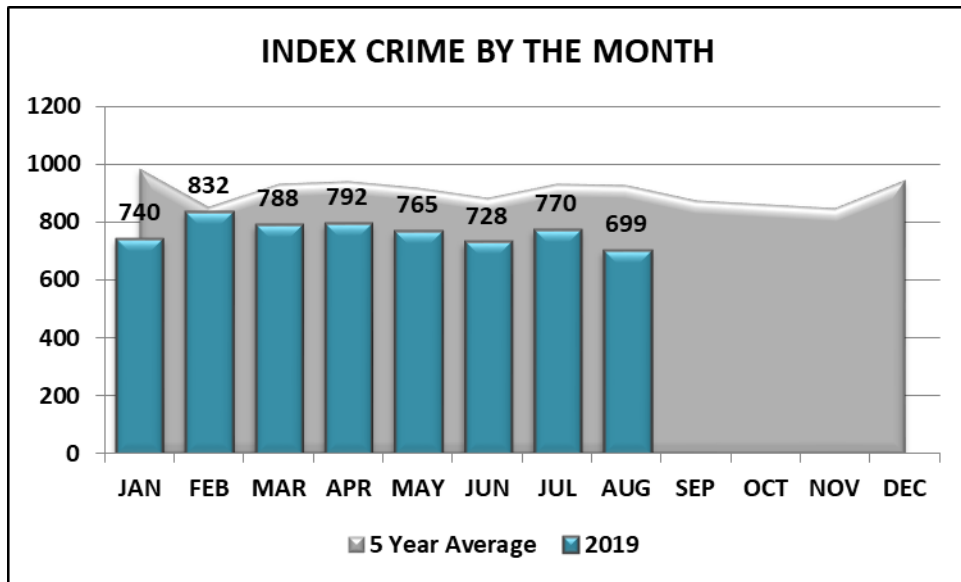


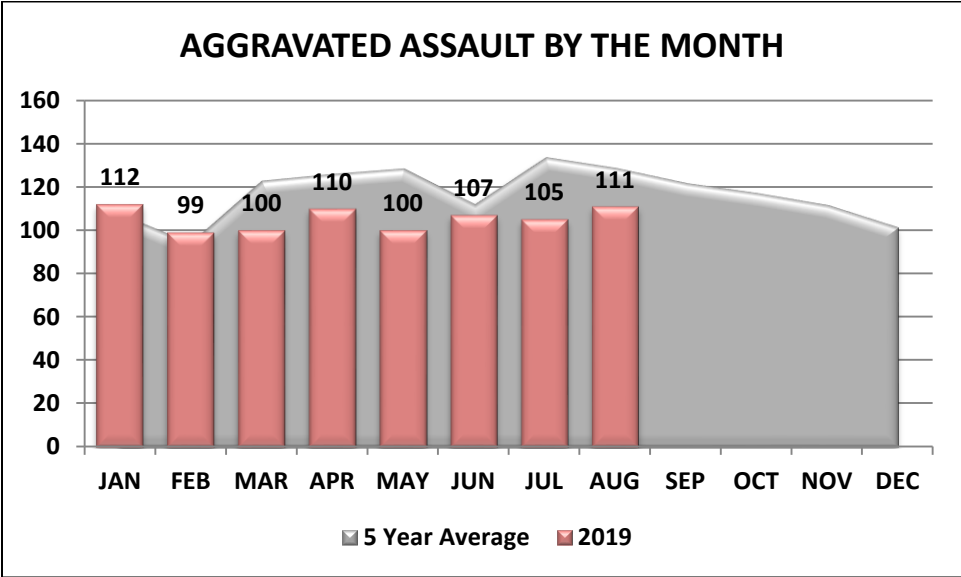
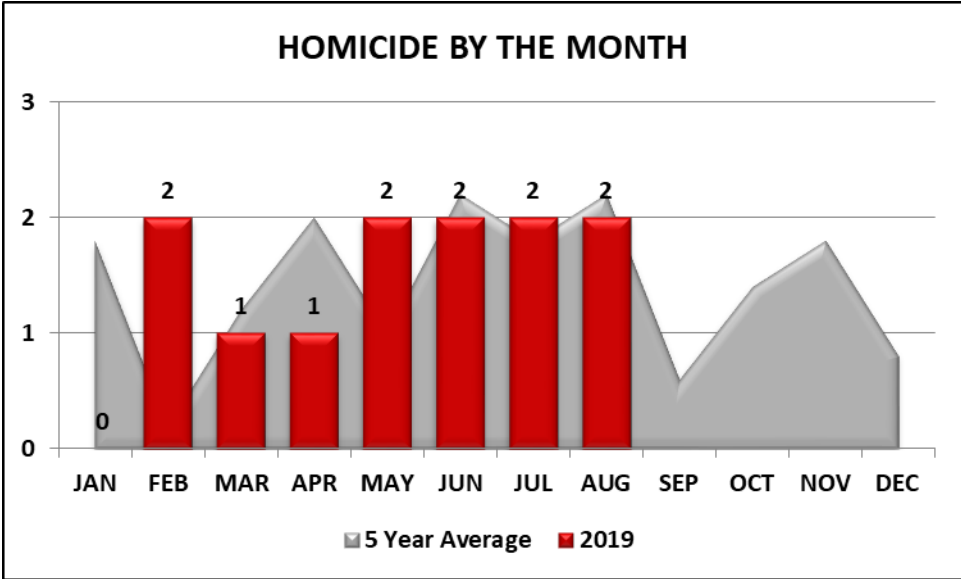
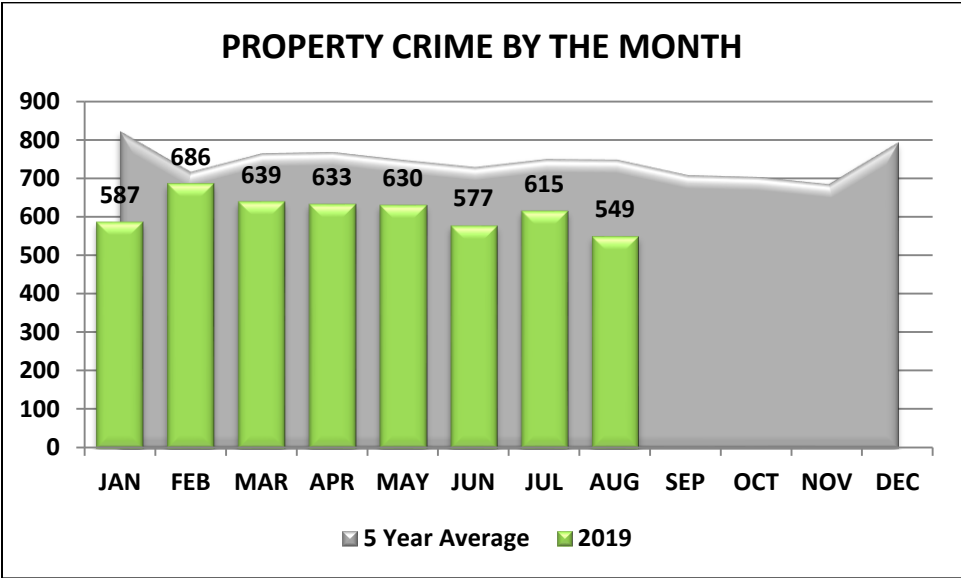
# MODESTO POLICE DEPARTMENT

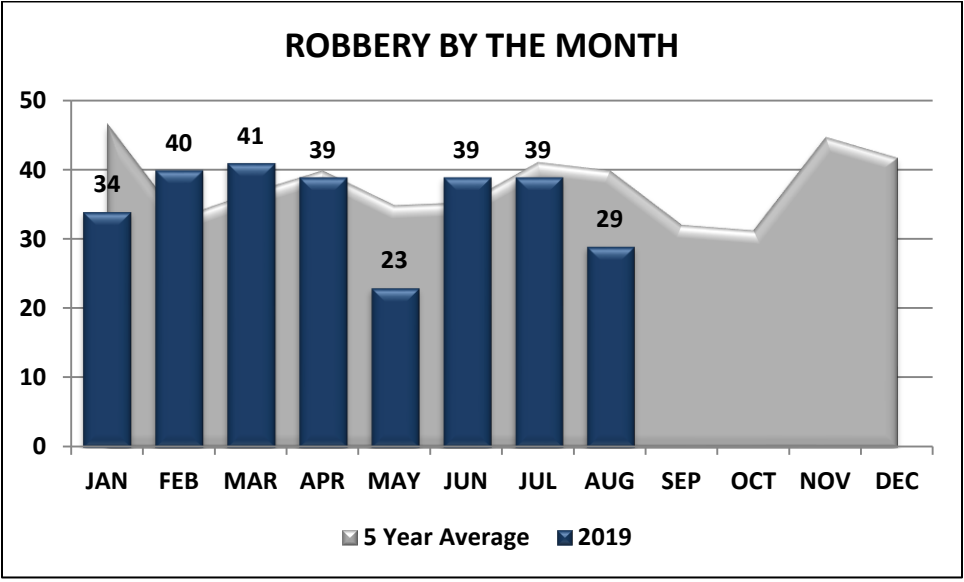
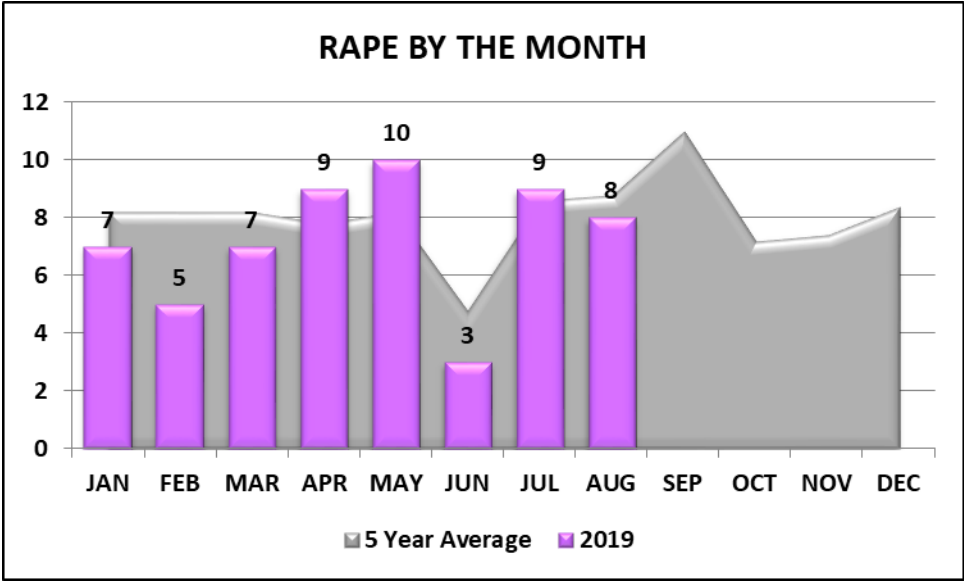
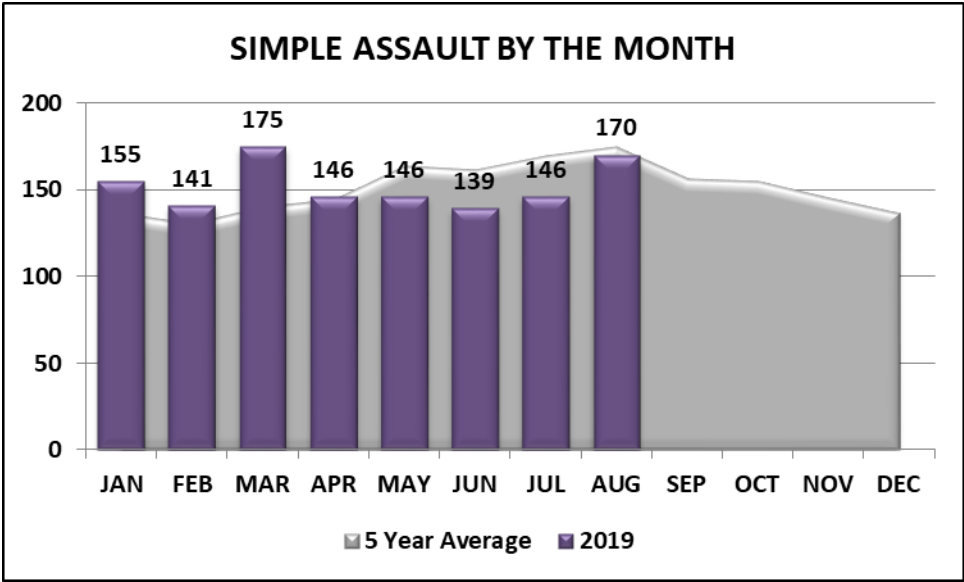
## 5 Year Crime Trend Comparison to 2019 Year-to-Date

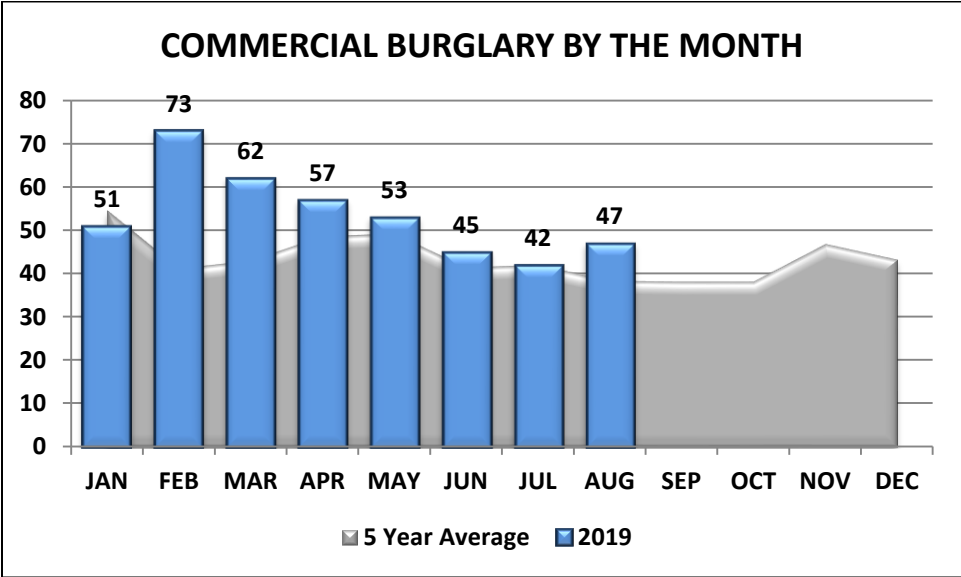
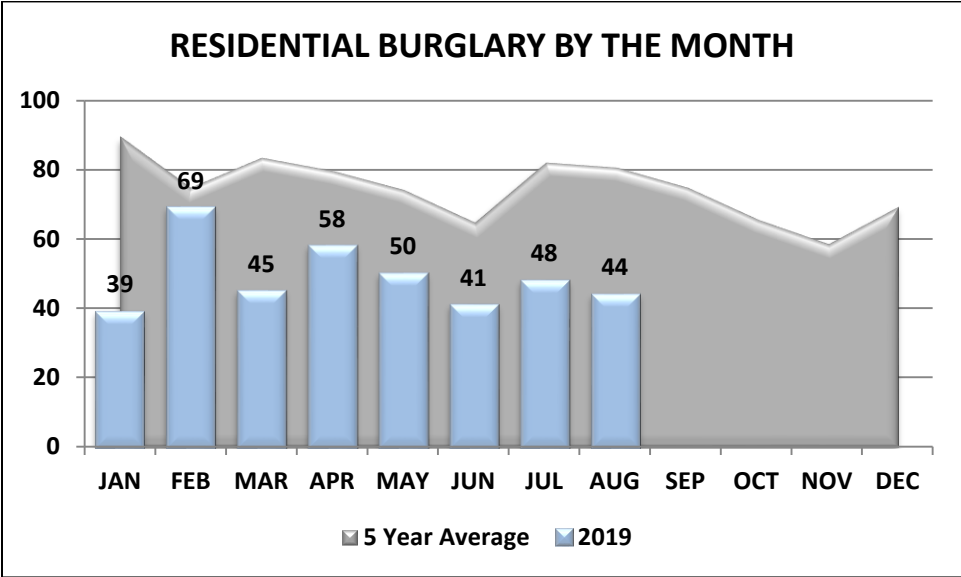
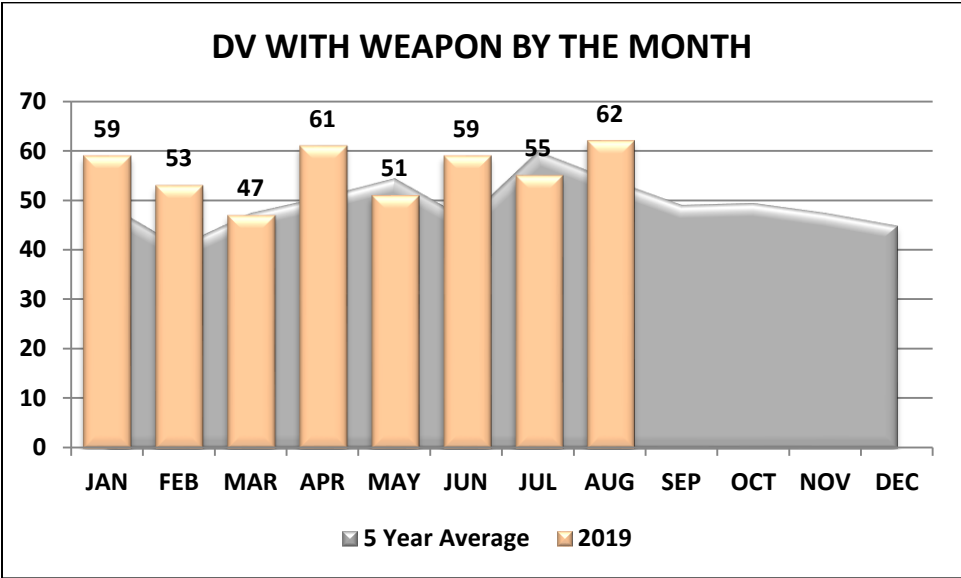
The following charts compare the number of incidents reported for August 2019 to the 5 year average of 2013-2017. Year-to-year comparisons can result in drastic spikes; which are moderated when periods are averaged. This type of comparison results in a more accurate picture of crime trends and how the City of Modesto is doing this year.

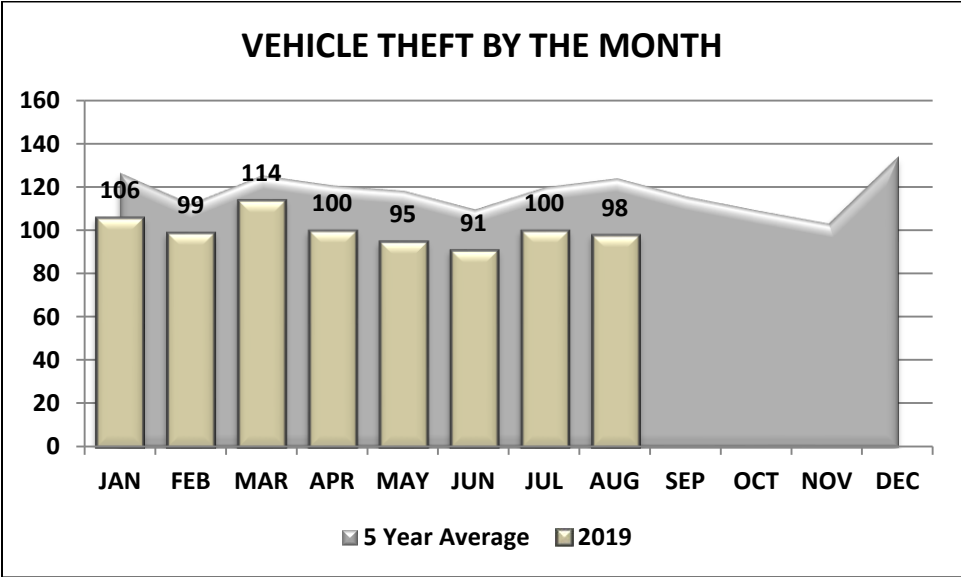
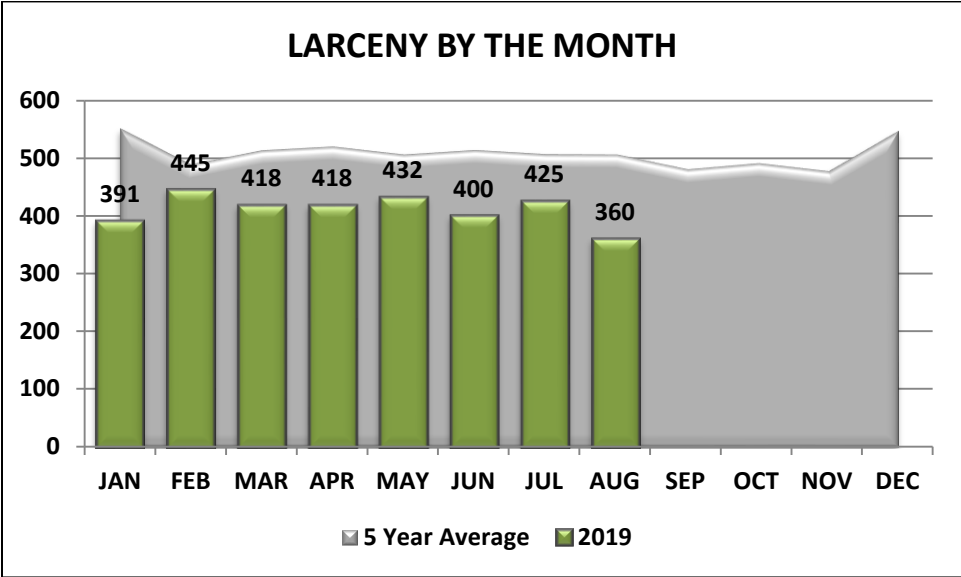
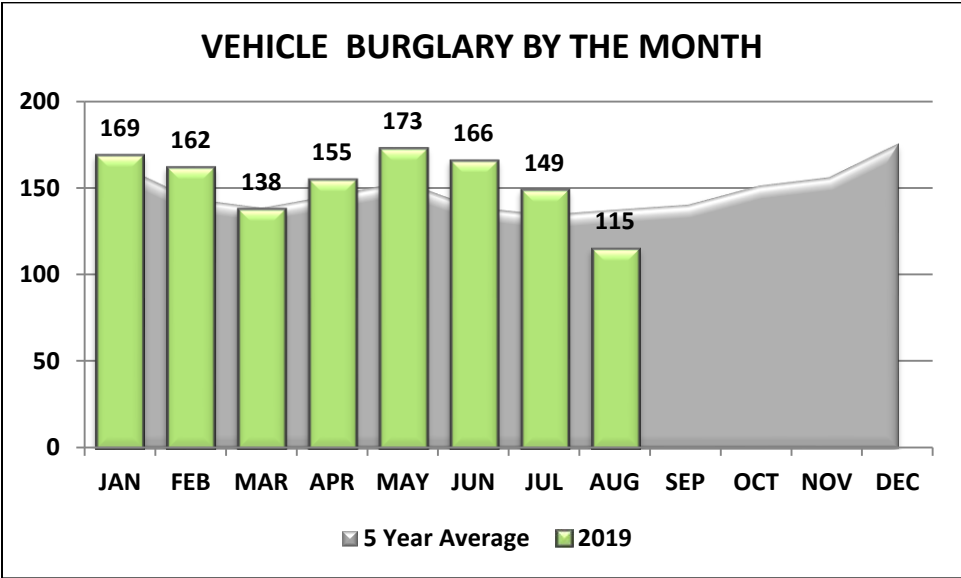
This comparison does not take into account the impact any changes in the law may have had.











# Measure L Projects

## Wylie Road, Floyd Ave, Carver Road Street Improvements

Expenses		Revenues	
Project Code	101038	City Funds	\$0
Project Budget	\$2,400,000	Federal Funds	\$0
Encumbered	\$531,434	State Funds	\$0
Expended	\$1,644,513	Measure L	\$2,400,000
Available	\$224,052	Total	\$2,400,000
		Received	\$2,400,000

**Estimated Completion Date:** November 2019

**Phase:** Construction

**Overall Project Details:**

This project will provide street maintenance on portions of Wylie, Floyd and Carver.



Wylie & Rose Before



Wylie & Rose After

## Claus Road Pavement Rehabilitation - Phase II

Expenses		Revenues	
Project Code	101118	City Funds	\$0
Project Budget	\$1,443,774	Federal Funds	\$0
Encumbered	\$1,036,423	State Funds	\$0
Expended	\$118,455	Measure L	\$1,443,774
Available	\$288,895	Total	\$1,443,774
		Received	\$1,443,774

**Estimated Completion Date:** November 2019

**Phase:** Construction

**Overall Project Details:**

This project will rehabilitate pavement, add new striping and vehicle detection cameras 800' north of Sylvan Ave. to approximately 600' north of Briggsmore Ave.

**Latest Project Status:**

Asphalt paving and installation of traffic striping is complete.



# Upgrade Traffic Signals 2013

Expenses		Revenues	
Project Code	100634	City Funds	\$175,000
Project Budget	\$1,039,851	Federal Funds	\$0
Encumbered	\$736,450	State Funds	\$0
Expended	\$98,908	Measure L Funds	\$864,851
Available	\$204,493	Total	\$1,039,851
		Received	\$1,039,851

**Estimated Completion Date:** February 2020

**Phase:** Construction

**Overall Project Details:**

This project consists of upgrading traffic signals at 9<sup>th</sup> and B, 7<sup>th</sup> and G, 7<sup>th</sup> and H & 7<sup>th</sup> and I Streets. As well as installing pedestrian push buttons, indications, and vehicle detector loops for ADA compliance.

**Latest Project Status:**

This project is set to begin in October 2019.



# Village One Slurry Seal

Expenses		Revenues	
Project Code	101120	City Funds	\$0
Project Budget	\$2,762,060	Federal Funds	\$0
Encumbered	\$2,034,271	State Funds	\$0
Expended	\$123,220	Measure L Funds	\$2,762,060
Available	\$325,535	Total	\$0
		Received	\$2,762,060

**Estimated Completion Date:** November 2019

**Phase:** Construction

**Overall Project Details:**

Slurry seal residential streets within the Village One Area.

**Latest Project Status:**

Installation of interim roundabout at Kodiak Drive and Temescal Drive intersection.



# SB 1 Project

## High Voltage Conversions

Expenses		Revenues	
Project Code	101166	City Funds	\$0
Project Budget	\$502,244	Federal Funds	\$0
Encumbered	\$502,244	State Funds	\$500,000
Expended	\$291,499	Other Funds	\$2,244
Available	\$210,745	Total	\$502,244
		Received	\$207,919

**Estimated Completion Date:** June 2020

**Phase:** Construction

### Overall Project Details:

Upgrade high voltage street light circuits to low voltage LED over four years. First year circuits include Roseburg North – Kearney, Jasmin, Janna, Coldwell/Virginia, Muncy North, Woodrow, Colorado and Cementa.

### Project Status:

Three circuits consisting of approximately 49 lights have been converted to date.



# 18/19 Slurry/Crack Seal Project

Expenses		Revenues	
Project Code		City Funds	\$0
Project Budget	\$1,516,810	Federal Funds	\$0
Encumbered	\$0	State Funds	\$1,516,810
Expended	\$1,223,260	Other Funds	\$0
Available	\$293,550	Total	\$1,516,810
		Received	\$3,620,298 <sup>1</sup>

**Estimated Completion Date:** October 2019

**Phase:** 4<sup>th</sup> Year of Annual Program

**Overall Project Details:**

The purpose of this program is to maintain and preserve the streets of Modesto by applying type II slurry made of emulsion oil and aggregate. SB1 funding provides an average of 95 lane miles of residential street preservation each season. The 2019 season launched on April 29<sup>th</sup> and will add five to seven years to street longevity. An estimated 96.37 lane miles will be completed this year.

**Project Status:**

20.62 lane miles were completed in August for a total of 82.92 lane miles this year.



Before



During



After

<sup>1</sup> Total Road Maintenance and Rehabilitation Account (RMRA) for all projects

# Parks, Recreation & Neighborhoods

## Mellis Park Improvements

Expenses		Revenues	
Project Code	101147	City Funds	\$0
Project Budget	\$440,000	Federal Funds	\$440,000
Encumbered	\$12,977	State Funds	\$0
Expended	\$414,453	Other Funds	\$0
Available	\$12,570	Total	\$440,000
		Received	\$440,000

**Estimated Completion Date:** Fall 2019

**Phase:** Completed August 2019

### Overall Project Details:

The Mellis Park Improvement Project consist of removal and replacement of the picnic area including the picnic structure, concrete paving, drinking fountain and barbeque units; to accommodate ADA accessibility which includes tables, parking stalls, drinking fountain, curb ramp and accessible concrete paths to park facilities.



### Latest Project Status:

Final construction elements were completed in August. The new grass has matured enough to handle foot traffic. The fencing for the site was removed and the facility is open for public use. The maintenance period will end in September 2019.



# Enslen Park Outdoor Venue

Expenses		Revenues	
Project Code	101200	City Funds	\$40,000
Project Budget	\$210,000	Federal Funds	\$0
Encumbered	\$0	State Funds	\$0
Expended	\$0	Other Funds (Community)	\$170,000
Available	\$40,000	Total	\$210,000
		Received	\$40,000

**Estimated Completion Date:** November 2019

**Phase:** Construction

**Overall Project Details:**

The Enslen Park Outdoor Venue Project is a Park Partners project that consists of the removal of horseshoe pits and grass turf area outside of the Boy Scout Club House to make way for the construction of a concrete paved event plaza and youth playground. The project is sponsored through community fundraising efforts and in-kind donations from local organizations including: College Area Neighborhood Alliance, Simile Construction, Valero Petroleum, Boyett Petroleum, SMCC Construction, Collins Electric, Beard Land and Investment, and Modesto Neighborhoods, Inc.



Once completed, the project will be donated to the City of Modesto as a reservable event venue.

**Latest Project Status:**

Staff finalized construction documentation and the contractor initiated the demolition phase of construction. Construction will continue through November.



# Public Works

## Traffic Signal Upgrades 2015

Expenses		Revenues	
Project Code	100939	City Funds	\$0
Project Budget	\$756,061	Federal Funds	\$612,000
Encumbered	\$756,061	State Funds	\$0
Expended	\$618,971	Other Funds	\$144,061
Available	\$137,090	Total Received	\$756,061

**Completion Date:** September 2019

**Phase:** Construction

**Overall Project Details:**

Update traffic signals at Paradise/Martin Luther King Dr, Dale/Veneman, and Kansas/Emerald

**Latest Project Status:**

Construction has been completed at all three intersections and closeout will commence soon.



# Utilities

## Bermuda Way Strengthen & Replace Water Mains

Expenses		Revenues	
Project Code	100857	City Funds	\$2,434,340
Project Budget	\$2,434,340	Federal Funds	\$0
Encumbered	\$1,571,106	State Funds	\$0
Expended	\$81,852	Other Funds	\$0
Available	\$781,383	Total	\$0
		Received	\$0

**Completion Date:** February 2020

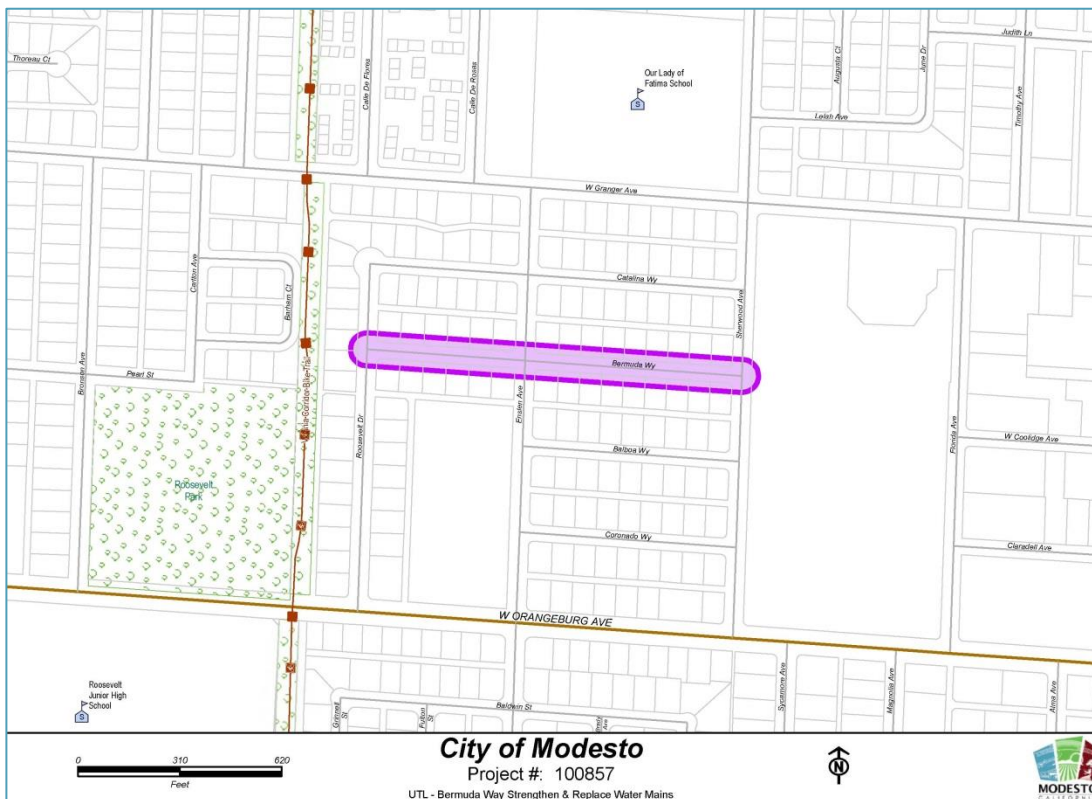
**Phase:** Pre-Construction

**Overall Project Details:**

The Bermuda Way Neighborhood is one of many prioritized areas in the City’s water service area that require replacement of current, aging water infrastructure. The Bermuda Way Strengthen & Replace Water Mains Project will replace and upgrade deficient water mains, associated water valves, services and fire hydrants to increase service reliability, flows, and pressures. The project area is bounded by Roosevelt Drive on the west, Sherwood Avenue on the east, Granger Avenue on the north and Orangeburg Avenue on the south.

**Latest Project Status:**

This project began on September 3, 2019.



# Del Rio Tank 14, Well 68 & Pump Station

Expenses		Revenues	
Project Code	100473	City Funds	\$12,278,483
Project Budget	\$12,278,483	Federal Funds	\$0
Encumbered	\$6,563,108	State Funds	\$0
Expended	\$5,356,244	Other Funds	\$0
Available	\$359,131	Total	\$0
		Received	\$0

**Completion Date:** Spring 2020

**Phase:** Construction

### Overall Project Details:

This project will construct a 0.25 million gallon steel water tank, a 1,000 gallon-per-minute well production pump, a 2.45 million gallon-per-day booster pump station, a 1.4 acre-foot retention basin, and a 16-inch transmission main installation from the intersection of St. John Road and Country Club Drive, south to Ladd Road, where it will tie into the tank site. The project will increase service reliability and correct the existing supply and pressure deficiencies of the City's Del Rio water system, located northwest of the Modesto city limits. The project site is located at 718 Ladd Road on approximately 4 acres just southeast of the intersection of Ladd Road and St. Johns Road.

### Latest Project Status:

Major work took place within the future pump station building where electrical conduits, footings, electrical pedestals and the well casing was fabricated and installed. Additional work included work to the basin, tank fall protection and rebar. Forms were installed for the future generator and hydrostatic tank.



# Water Corporation Yard

Expenses		Revenues	
Project Code	100812	City Funds	\$19,711,500
Project Budget	\$19,711,500	Federal Funds	\$0
Encumbered	\$4,588,856	State Funds	\$0
Expended	\$14,277,816	Other Funds	\$0
Available	\$845,616	Total	\$0
		Received	\$0

**Completion Date:** December 2019

**Phase:** Design/Construction


### Overall Project Details:

The project will consolidate the Utilities Department Water Services Division's three locations into one location at 4240 Litt Road. The project will be delivered utilizing the design build procurement method. In addition, the project will construct a satellite maintenance yard for Parks Operations. Improvements include an administration building, post framed storage structure, maintenance storage structure, site improvements and vehicle/tire washout.



### Latest Project Status:

This project is 75% complete. The City and the design build team negotiated a change in work to pave the entire maintenance parking lot resulting in paving approximately 120,000 square feet. Additionally, the design build team progressed with major work in the Parks Building where electrical panels, lighting, insulation and drywall were installed. Within the administration building, plumbing was finalized and the fire sprinklers were installed and tested. In addition, to the paving that was completed, irrigation and the posts for the wrought iron/chainlink fencing were installed.



# Grogan Park Production Well

Expenses		Revenues	
Project Code	101035	City Funds	\$2,548,728
Project Budget	\$2,548,728	Federal Funds	\$0
Encumbered	\$110,602	State Funds	\$0
Expended	\$2,126,394	Other Funds	\$0
Available	\$311,731	Total	\$0
		Received	\$0

**Completion Date:** October 2019

**Phase:** Construction

**Overall Project Details:**

This project will provide a 1,500 gallon-per-minute potable well to serve the Tivoli specific plan area at the corner of Sylvan Avenue and Litt Road. Surface improvements will include the well pump, yard piping, mechanical, electrical and structural components.

**Latest Project Status:**

This project is 93% complete. The easement was approved by the Modesto Irrigation District (MID) at their August 27, 2019 Board Meeting. As a result, start-up testing was scheduled to begin in the month of September.



# Amtrak North Parking Lot Project

Expenses		Revenues	
Project Code	101014	City Funds	\$0
Project Budget	\$638,245	Federal Funds	\$0
Encumbered	\$404,589	State Funds	\$0
Expended	\$179,502	Local Transportation Funds	\$ 638,245
Available	\$54,154	Total	\$0
		Received	\$0

**Completion Date:** November 2019

**Phase:** Construction

**Overall Project Details:**

This project will increase the size of the existing parking lot at the Modesto Amtrak Station by adding 77 parking stalls to accommodate increase use of the station. During several holiday periods throughout the year the existing parking lot is unable to accommodate the number of vehicles that need to be parked there.

**Latest Project Status:**

This project is still on hold. Staff continues to review options with the City Attorney’s Office to determine the best course of action for completion.



# Del Rio Well 70 (Replacing Well 271) Surface Improvements

Expenses		Revenues	
Project Code	101078	City Funds	\$3,803,200
Project Budget	\$3,803,200	Federal Funds	\$0
Encumbered	\$0	State Funds	\$0
Expended	\$26,461	Other Funds	\$0
Available	\$3,776,739	Total	\$0
		Received	\$0

**Completion Date:** Summer 2020

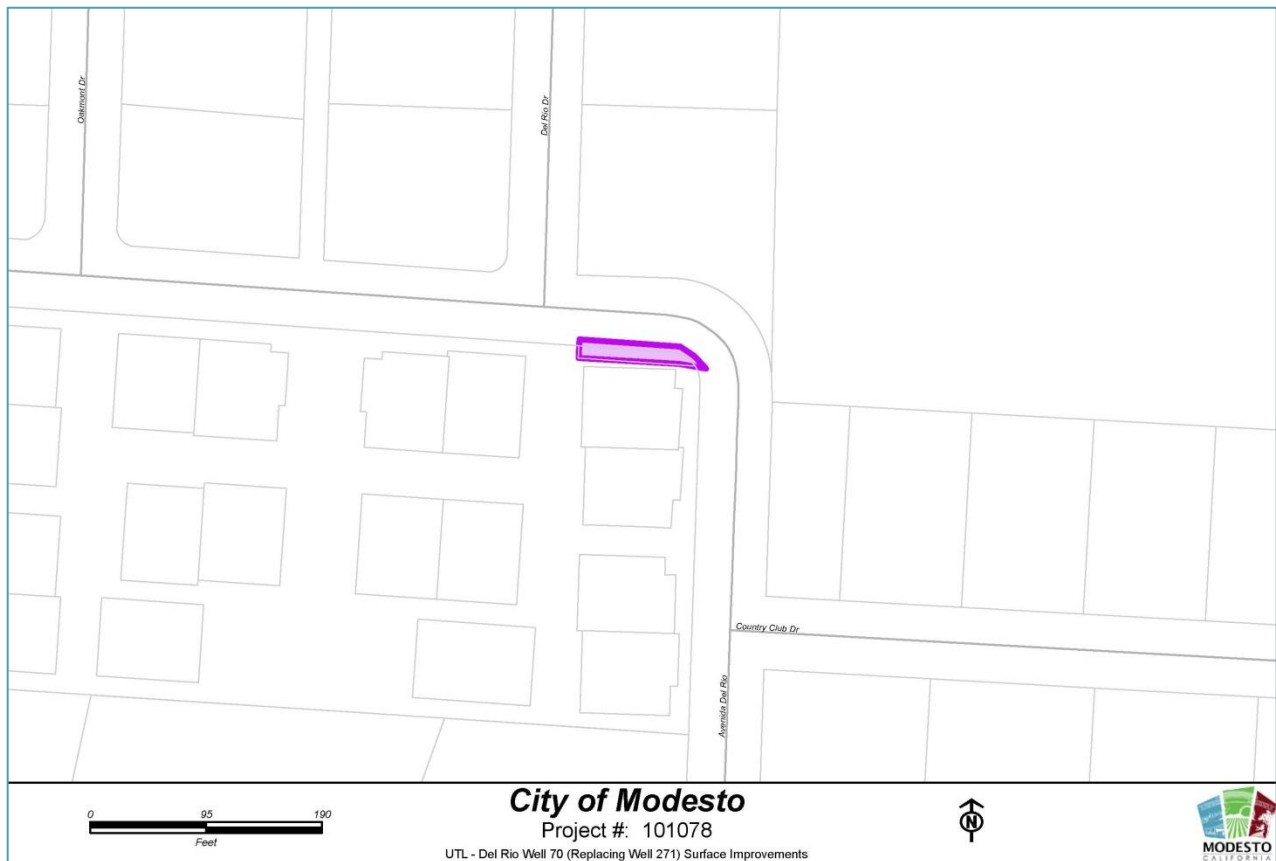
**Phase:** Pre-Construction

**Overall Project Details:**

Del Rio Well 70 (Replacing Well 271) will construct a 1,000 gallons per minute (GPM) potable water well, pump house and generator at the corner of Stewart and McHenry in the Del Rio Service Area. This portion of the project will only be responsible for the above ground improvements. Sub-surface improvements of the well were completed in January 2019.

**Latest Project Status:**

Award of the construction contract was approved by council on August 13, 2019. A pre-construction conference has been scheduled for September 25, 2019..



# Well 71 (Replacing Well 226) Subsurface Improvements

Expenses		Revenues	
Project Code	101068	City Funds	\$924,067
Project Budget	\$924,067	Federal Funds	\$0
Encumbered	\$71,277	State Funds	\$0
Expended	\$621,636	Other Funds	\$0
Available	\$231,153	Total	\$0
		Received	\$0

**Completion Date:** July 2019  
**Phase:** Construction Completed

**Overall Project Details:**

City water supply Well 226, located at the northwest corner of Conant and Brenner Avenues, was taken offline in 2006 due to elevated arsenic and nitrate concentrations. The new Well 226 will provide a 700 GPM potable well to serve the Highway Village and restore the well to optimum capacity. During the design process, the State informed the City that a new identifier would be required and Well 71 was assigned.



**Latest Project Status:**

Title 22 results were completed and are currently being reviewed by staff and the design consultant. The next phase of the project is being prepared and is anticipated to be put out to bid later this winter.



## Well 72 (Replacing Well 229) Subsurface Improvements

Expenses		Revenues	
Project Code	100853	City Funds	\$1,883,171
Project Budget	\$1,883,171	Federal Funds	\$0
Encumbered	\$655,122	State Funds	\$0
Expended	\$1,009,985	Other Funds	\$0
Available	\$218,063	Total	\$0
		Received	\$0

**Completion Date:** August 2019

**Phase:** Construction

### Overall Project Details:

City Well 229 is strategically important to the City's water supply infrastructure as it is located near Sutter and Rouse Avenues in southwest Modesto. Due to elevated nitrate conditions, Well 229 was taken offline in early 2016. The new Well 229 will provide a 500 GPM potable well to serve the southwest area of Modesto and restore the well to optimum capacity. During the design process, the State informed the City that a new identifier would be required and Well 72 was assigned.

### Latest Project Status:

Construction is 98% complete. The following tasks were completed by Nor Cal in August: constant rate pump testing, Title 22 samples for drinking water were collected, plumbness & alignment survey and disinfection of the well. Results of Title 22 are being reviewed by staff and consultant to determine if the project is viable to continue with above ground improvements. Significant contaminants of concern were identified prior to Title 22 testing.



## Design Phase

Department	Project Name	Design Amount	Total Project Amount
<b>Community &amp; Economic Development</b>			
	Claratina: McHenry/Coffee 4 Lane	\$1,402,167	\$6,062,911
	Right Turn Ln McHenry to Briggsmore	\$193,000	\$2,131,892
	WB D St. to NB 9 <sup>th</sup> St. Right Turn Lane Improvement	\$222,633	\$1,314,936
	2016 Pavement Rehabilitation (La Loma)	\$273,080	\$1,857,573
	Pavement Rehabilitation Crows Landing	\$250,000	\$250,000
	Paradise Road 1 <sup>st</sup> . to Carpenter Road	\$250,000	\$250,000
	Claratina Phase 1 – Hetch Hetchy Crossing	\$200,000	\$6,270,000
	Pavement Rehabilitation Pelandale Ave.	\$323,000	\$323,000
Measure L	Systemic Safety Analysis Report Program	\$250,000	\$250,000
Measure L	Improve Traffic Flow and Safety – Orville Wright School	\$70,000	\$506,702
Measure L	Paradise Road ATP Cycle III	\$25,000	\$25,000
	Pelandale Avenue Phase II	\$954,363	\$954,363
Measure L	Bike Trail along MID Canal	\$117,222	\$1,092,054
Measure L	Tully Road Safety Improvements	\$34,538	\$411,183
Measure L	Dry Creek Trail Maintenance	\$91,333	\$685,000
<b>Modesto Fire</b>			
	MFD Station No.1 Roof Replacement	\$25,000	\$337,850

## Design Phase

Department	Project Name	Design Amount	Total Project Amount
<b>Parks, Recreation &amp; Neighborhoods</b>			
	Virginia Corridor Phase 7	\$ 500,000	\$4,514,442
	Ralston Tower Park Renovation	\$ 100,000	\$1,200,000
	Downey Shade Structure Replacement	\$ 25,000	\$ 250,000
	The Awesome Spot Playground	Community	\$2,500,000
	Carpenter Road Soccer Complex	\$ 35,000	\$1,035,000
	TRRP Neece Drive Boat Launch	\$ 139,000	\$805,000
	TRRP River Overlook	\$ 120,000	\$849,940
<b>Public Works</b>			
	100451 – Fleet Services Heavy Duty Maintenance Bays	\$700,935	\$5,533,141
	101045 – Transit Center Expansion	\$70,000	\$325,000
SB1 \$32,000	101095 – Transit Center Improvements	\$523,544	\$5,640,092
	101096 – MAX Mobility Facility	\$-	\$300,000
	101149 – Amtrak Restroom Remodel	\$276,979	\$421,979
	101151 – MAX Video Surveillance Upgrade	\$-	\$635,985
	101160 – Commuter Bus Repaint	\$-	\$40,000
	101162 – Traffic Signal Prioritization for Transit	\$-	\$200,000
	101187 – Amtrak Roof Repairs/Replace	\$55,000	\$55,000
	101191 – USB Ports on all Transit Buses	\$-	\$13,118
	New Transit Bus Purchases	\$-	\$1,982,063

## Design Phase

Department	Project Name	Design Amount	Total Project Amount
<b>Utilities</b>			
	Highway Village Strengthen & Replace	\$112,187	\$3,965,000
	Sonoma Trunk Extension	\$288,494	\$1,775,794
	Crows Landing Sewer Trunk	\$120,000	\$1,512,000
	BMF - Parts Storage Room Upgrade	\$100,000	\$930,000
	New Jennings WQC Entrance	\$259,261	\$840,000
	Spencer Avenue Strengthen & Replace	\$105,000	\$1,550,000