



DECEMBER 2020

CITY MANAGER'S UPDATE

Monthly Report to the City of Modesto
City Council & Community

City Managers Monthly Update



Table of Contents

Monthly Financials.....3

Police Department....9

Measure L Projects....10

Parks, Recreation & Neighborhoods13

SB 1 Project / Public Works14

Utilities.....15

Design Phase.....20

Council and Community:

Please accept this progress report on several major initiatives as part of the city's Capital Improvement Program.

Below is a snapshot of accomplishments for the month of December. In the pages that follow, you'll find an in-depth look at this progress.

For the **Utilities Department**, considerable work was completed at the Del Rio Well 70. The 12-foot-high gate was delivered and installed, and staff began work on the official application to the State for the Permit to Operate. In addition, pavement was added to the trench section of the North Trunk Sewer Project. More on page 15.

Public Works completed 6.21 lane miles of Crack Seal. More information can be found on page 14.

For **Parks, Recreation & Neighborhoods** and the East La Loma Playground Renovation project, grass seed and sod were installed and have begun the establishment period. More on that project on page 13.

In the Financial Report, you will see that the City has received revenues in the amount of \$7.87 million in the month of December, \$2.07 million greater than what was received in the same month last year. To date, the General Fund has received approximately 28.7% of the total budgeted revenues for Fiscal Year 2020-21. The City has expended \$11.6 million in General Fund dollars, which represents approximately 51.9% of the total FY 2020-21 Operating Budget. The financial report can be found on page 3.

I look forward to presenting on the progress of these and many other projects when I report out next month. For now, please let me know if you have any suggestions on sharing this material with the community.

A handwritten signature in blue ink that reads "Joseph P. Lopez". The signature is fluid and cursive.

Joseph P. Lopez
City Manager

Fiscal Year 2020-21 December 2020 Monthly Financial Report City of Modesto, California

Through December 31, 2020*

General Fund Overview

	Monthly Actuals Received/ Expended	Monthly % of Total Budget	YTD Actuals	2020-21 Operating Budget	% of Total Budget Received/ Expended
Revenues	\$ 7,869,551	5.6%	\$ 40,725,082	\$ 141,718,535	28.7%
Expenditures	\$ 11,660,502	7.9%	\$ 76,637,612	\$ 147,753,199	51.9%
Revenue Over Expenditure Variance	\$ (3,790,951)		\$ (35,912,530)	\$ (6,034,664)	

Summary

Revenue Overview

In the month of December, the City received revenues in the amount of \$7.87M (5.6% of budget). These revenues are \$2.07M greater than the amount received in the same period last year. Fiscal-year-to-date, the City has received revenues in the amount of \$40.73M (28.7% of budget), which are \$3.5M greater than the amount received prior fiscal-year-to-date. This \$3.5M is primarily due to additional Cannabis Tax, Fire Department reimbursements, and Sales Tax revenues. Sales Tax receipts are two months in arrears, since the City has only received its October sales tax revenue. Fiscal Year 2020-21 includes the Oakdale Fire Service contract which has fiscal-year-to-date revenue of \$2.66M. This year will be the second full year that the City will receive Cannabis tax revenues. These will be monitored on a monthly basis and will be adjusted if needed.

Expenditure Overview

In the month of December, the City expended \$11.6M (7.9% of budget) in General Fund dollars. These expenditures are \$123K greater than the amount spent in the same period last year. Fiscal-year-to-date, the City has expended \$76.64M (51.9% of budget) which is \$1.7M greater than the amount spent in the prior fiscal-year-to-date. Fiscal Year 2020-21 includes additional expenditures related to the second year of the Oakdale Fire Service contract which had fiscal-year-to-date expenditures of \$2.17M.

The majority of departmental expenditures that occurred during this period originated from the Public Safety Departments (\$7.88M of the total \$10.18M) and were mainly related to salary and benefit charges. The salary and benefit expenses for the Police and Fire Departments totaled \$6.62M. All remaining salary and benefit expenditures from General Fund departments totaled \$1.48M, for total salary and benefit expenditures of \$8.1M.

Fiscal Year 2020-21

December 2020 Monthly Financial Report

City of Modesto, California

Through December 31, 2020*

General Fund Revenues Overview

	Revenue Category	Monthly Actuals Received	Monthly % of Total Budget	YTD Actuals	2020-21 Operating Budget	% of Total Budget Received
1	Property Tax - Property	91,440	0.5%	361,872	18,526,054	2.0%
2	Property Tax - VLF Swap	-	0.0%	-	18,451,466	0.0%
3	Sales Tax	2,725,962	8.9%	11,040,691	30,684,925	36.0%
4	Utility Users Tax	1,320,250	6.3%	8,570,946	20,794,217	41.2%
5	Business License/Mill Tax	324,491	2.5%	4,449,309	12,746,581	34.9%
6	Franchise Fees	23,058	0.5%	1,215,111	5,113,484	23.8%
7	Transient Occupancy Tax	202,736	9.5%	1,179,089	2,132,145	55.3%
8	Construction Revenues	156,336	6.8%	1,060,883	2,288,514	46.4%
9	Departmental Revenues	2,579,194	9.7%	10,453,832	26,515,061	39.4%
10	Motor Vehicle Fees	64,195	19.5%	126,500	330,000	38.3%
11	Cannabis Tax	381,889	10.7%	2,266,849	3,572,448	63.5%
12	Transfers In	-	0.0%	-	563,640	0.0%
	Total	7,869,551	5.6%	40,725,082	141,718,535	28.7%

Monthly Actuals Notes

- 1 **Property Tax - Property** - The City will receive its Property Tax payments in January and May/June.
- 2 **Property Tax - VLF Swap** - The City has not received any VLF Swap payments. The City will receive its payments in January and May/June.
- 3 **Sales Tax** - The City received payment in the amount of \$2.73M. This payment is \$356K greater than the amount received in the same month last year. Fiscal-year-to-date, the City has received \$11.04M in revenues, which are \$720K greater than the amount received in the same period last year.
- 4 **Utility Users Tax** - The City received payment in the amount of \$1.32M. This payment is \$98K greater than the amount received in the same month last year. Fiscal-year-to-date, the City has received \$8.57M in revenues, which are \$483K greater than the amount received in the same period last year.
- 5 **Business License/Mill Tax** - The City received payment in the amount of \$324K. This payment is \$149K greater than the amount received in the same month last year. Fiscal-year-to-date, the City has received \$4.45M in revenues, which are \$20K greater than the amount received in the same period last year.
- 9 **Departmental Revenues** - The City received Departmental revenues in the amount of \$2.58M. These revenues are \$1.1M greater than the amount received in the same month last year. Fiscal-year-to-date, the City has received \$10.45M in revenues, which are \$0.6M greater than the amount received in the same period last year.
- 11 **Cannabis Tax** - This is the second year where the City will receive a full 12 months of revenues. The City received payment in the amount of \$382K. This payment is \$227K greater than the amount received in the same month last year. Fiscal-year-to-date, the City has received \$2.27M in revenues, which are \$1.39M greater than the amount received in the same period last year.
- 12 **Transfers In** - No Transfers have been received as they are typically processed in June.

*Reflects Amounts for December 31, 2020 as of January 11, 2021. These amounts can change as the City posts revenues and expenditures.

Fiscal Year 2020-21

December 2020 Monthly Financial Report

City of Modesto, California

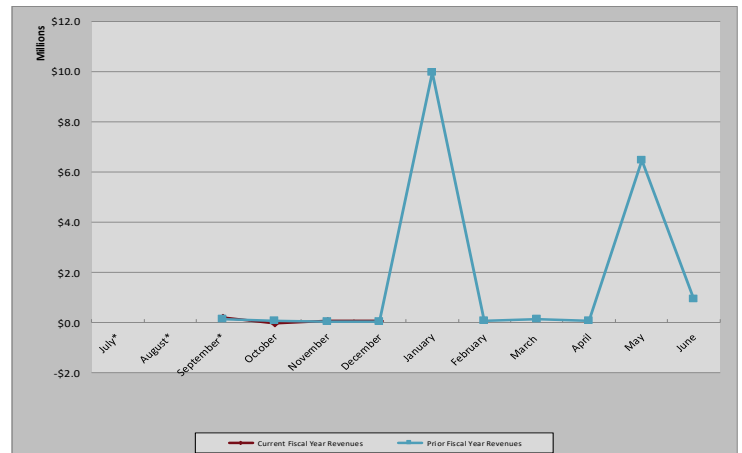
Through December 31, 2020*

General Fund Revenue Overview

GENERAL FUND MAJOR REVENUE SOURCES

Property Tax - Property

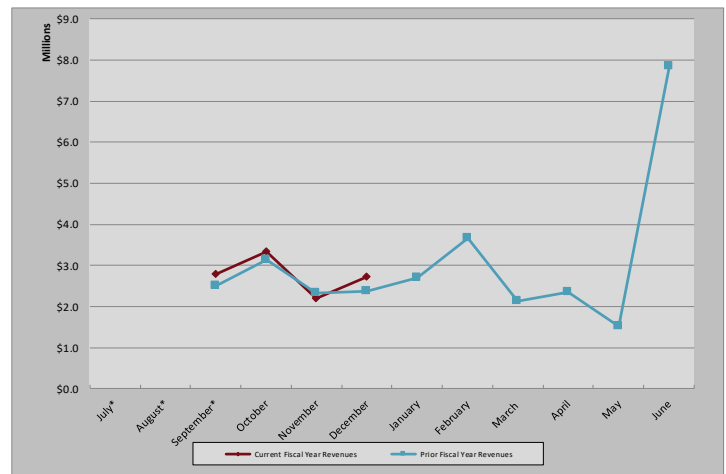
	Current Fiscal Year Revenues	Prior Fiscal Year Revenues	Year-over-Year Variance
July*			
August*			
September*	\$ 223,019	\$ 150,440	\$ 72,579
October	\$ (24,803)	\$ 63,852	\$ (88,655)
November	\$ 72,216	\$ 62,126	\$ 10,090
December	\$ 91,440	\$ 52,143	\$ 39,297
January		\$ 9,968,751	
February		\$ 64,221	
March		\$ 133,695	
April		\$ 66,177	
May		\$ 6,453,195	
June		\$ 933,448	
Totals	\$ 361,872	\$ 17,948,048	\$ 33,311



*Accrual reversals occur in July, August, and September. To address this, July and August revenues are reported in September.

Sales Tax

	Current Fiscal Year Revenues	Prior Fiscal Year Revenues	Year-over-Year Variance
July*			
August*			
September*	\$ 2,783,580	\$ 2,490,600	\$ 292,980
October	\$ 3,336,145	\$ 3,135,942	\$ 200,203
November	\$ 2,195,004	\$ 2,324,740	\$ (129,736)
December	\$ 2,725,962	\$ 2,369,589	\$ 356,373
January		\$ 2,694,004	
February		\$ 3,665,281	
March		\$ 2,136,789	
April		\$ 2,350,145	
May		\$ 1,516,983	
June		\$ 7,850,621	
Totals	\$ 11,040,691	\$ 30,534,694	\$ 719,820



*Accrual reversals occur in July, August, and September. To address this, July and August revenues are reported in September.

*Reflects Amounts for December 31, 2020 as of January 11, 2021. These amounts can change as the City posts revenues and expenditures.

Fiscal Year 2020-21

December 2020 Monthly Financial Report

City of Modesto, California

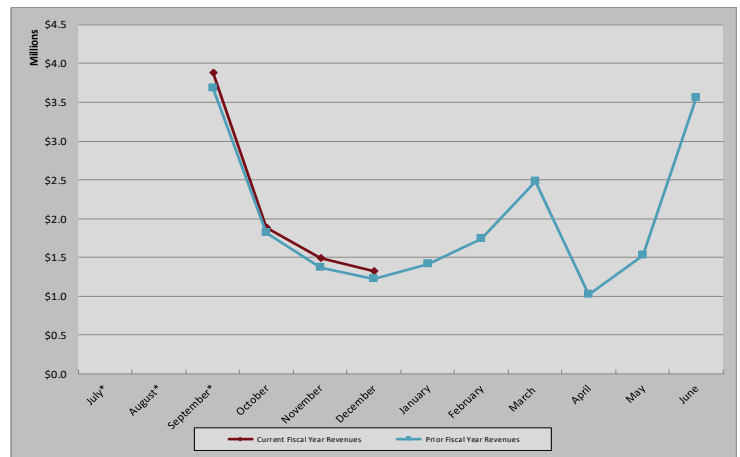
Through December 31, 2020*

General Fund Revenue Overview

GENERAL FUND MAJOR REVENUE SOURCES

Utility Users Tax

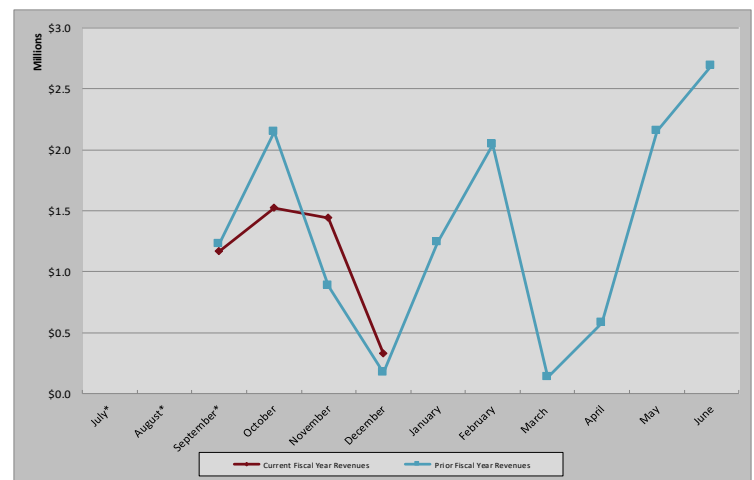
	Current Fiscal Year Revenues	Prior Fiscal Year Revenues	Year-over-Year Variance
July*			
August*			
September*	\$ 3,878,482	\$ 3,680,533	\$ 197,949
October	\$ 1,885,918	\$ 1,820,982	\$ 64,936
November	\$ 1,486,296	\$ 1,364,746	\$ 121,550
December	\$ 1,320,250	\$ 1,221,934	\$ 98,316
January		\$ 1,410,044	
February		\$ 1,734,401	
March		\$ 2,476,006	
April		\$ 1,018,502	
May		\$ 1,520,233	
June		\$ 3,555,837	
Totals	\$ 8,570,946	\$ 19,803,218	\$ 482,751



*Accrual reversals occur in July, August, and September. To address this, July and August revenues are reported in September.

Business License/Mill Tax

	Current Fiscal Year Revenues	Prior Fiscal Year Revenues	Year-over-Year Variance
July*			
August*			
September*	\$ 1,163,142	\$ 1,222,559	\$ (59,417)
October	\$ 1,523,382	\$ 2,145,351	\$ (621,969)
November	\$ 1,438,294	\$ 886,109	\$ 552,185
December	\$ 324,491	\$ 175,274	\$ 149,217
January		\$ 1,240,168	
February		\$ 2,038,671	
March		\$ 137,260	
April		\$ 580,711	
May		\$ 2,154,094	
June		\$ 2,689,270	
Totals	\$ 4,449,309	\$ 13,269,467	\$ 20,016



*Accrual reversals occur in July, August, and September. To address this, July and August revenues are reported in September.

Fiscal Year 2020-21

December 2020 Monthly Financial Report

City of Modesto, California

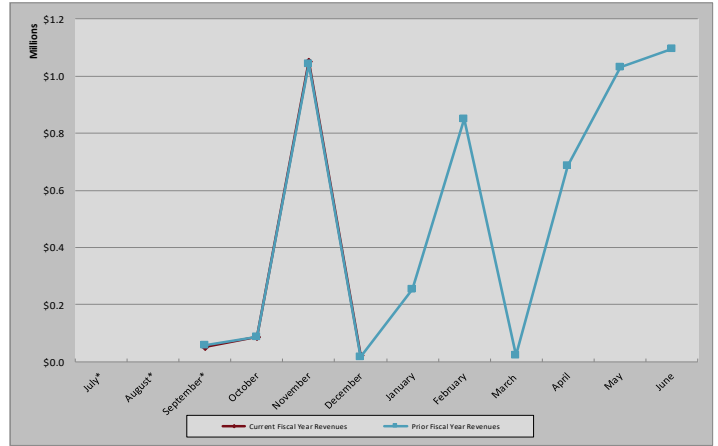
Through December 31, 2020*

General Fund Revenue Overview

GENERAL FUND MAJOR REVENUE SOURCES

Franchise Fees

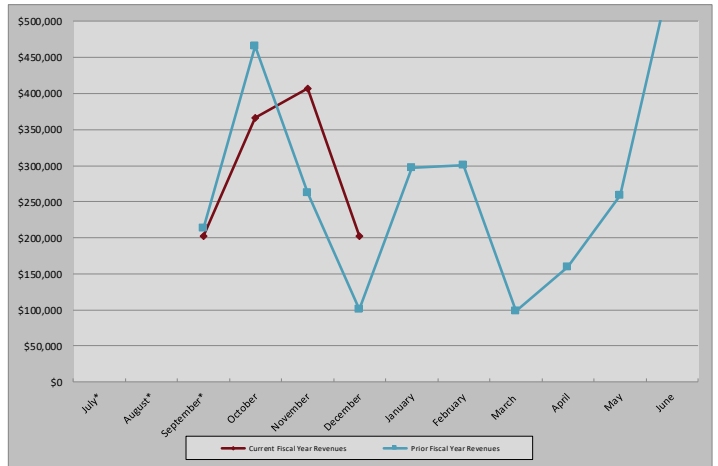
	Current Fiscal Year Revenues	Prior Fiscal Year Revenues	Year-over-Year Variance
July*			
August*			
September*	\$ 51,505	\$ 57,620	\$ (6,115)
October	\$ 87,343	\$ 86,955	\$ 388
November	\$ 1,053,205	\$ 1,044,406	\$ 8,799
December	\$ 23,058	\$ 17,142	\$ 5,916
January		\$ 252,562	
February		\$ 851,446	
March		\$ 23,774	
April		\$ 685,465	
May		\$ 1,031,240	
June		\$ 1,095,349	
Totals	\$ 1,215,111	\$ 5,145,959	\$ 8,988



*Accrual reversals occur in July, August, and September. To address this, July and August revenues are reported in September.

Transient Occupancy Tax

	Current Fiscal Year Revenues	Prior Fiscal Year Revenues	Year-over-Year Variance
July*			
August*			
September*	\$ 202,606	\$ 212,980	\$ (10,374)
October	\$ 366,691	\$ 465,633	\$ (98,942)
November	\$ 407,056	\$ 262,445	\$ 144,611
December	\$ 202,736	\$ 101,004	\$ 101,732
January		\$ 296,882	
February		\$ 301,069	
March		\$ 98,283	
April		\$ 159,248	
May		\$ 259,243	
June		\$ 570,274	
Totals	\$ 1,179,089	\$ 2,727,061	\$ 137,027



*Accrual reversals occur in July, August, and September. To address this, July and August revenues are reported in September.

Fiscal Year 2020-21

December 2020 Monthly Financial Report

City of Modesto, California

Through December 31, 2020*

General Fund Expenditures Overview

	Department	Monthly Actuals Expended	Monthly % of Total Budget	YTD Actuals	2020-21 Operating Budget	% of Total Budget Expended
1	City Council	31,911	7.1%	204,658	446,959	45.8%
2	City Manager's Office	187,735	7.2%	1,424,425	2,604,441	54.7%
3	City Attorney's Office	48,626	2.5%	517,886	1,915,844	27.0%
4	City Clerk's Office	71,973	5.5%	299,226	1,298,587	23.0%
5	Office of the City Auditor	2,833	0.9%	50,142	301,123	16.7%
6	Finance Department	389,519	7.2%	2,617,405	5,432,882	48.2%
7	Community & Economic Development	479,423	7.7%	3,234,442	6,195,682	52.2%
8	Human Resources Department	142,533	8.8%	782,152	1,628,374	48.0%
9	Fire Department	3,146,289	8.0%	23,712,691	39,330,710	60.3%
10	Police Department	4,729,349	6.9%	36,482,438	68,524,429	53.2%
11	Parks, Recreation & Neighborhoods	945,994	7.6%	5,753,659	12,527,711	45.9%
12	Public Works Department	-	0.0%	0	(0)	0.0%
13	Non-Departmental	5,980	1.4%	74,174	433,050	17.1%
14	Transfers Out	1,478,338	20.8%	1,484,312	7,113,407	20.9%
	Total	11,660,502	7.9%	76,637,612	147,753,199	51.9%

Monthly Actuals Notes

- City Council** - The City Council had a total of \$31.9K in expenditures in the month of December. \$24.3K of the expenditures were from salary and benefit expense, \$7.3K were for internal service fund changes, and \$300 were for discretionary expenses.
- City Manager's Office** - The City Manager's Office had a total of \$187.7K in expenditures in the month of December. \$172.9K of the expenditures were from salary and benefit expense, \$13.4K were for internal service fund changes, and \$1.4K were for discretionary expenses.
- City Attorney's Office** - The City Attorney's Office had a total of \$48.6K in expenditures in the month of December. \$36.1K of the expenditures were from salary and benefit expense, \$10.2K were for internal service fund changes, and \$2.3K were for discretionary expenses.
- Finance Department** - The Finance Department had a total of \$389.5K in expenditures in the month of December. \$278.7K of the expenditures were from salary and benefit expense, \$34.9K were for internal service fund changes, and \$79.8K were for discretionary expenses. Additionally, \$3.9K was received as an offsetting expense for direct charge revenue.
- Community & Economic Development (CED)** - CED had a total of \$479.4K in expenditures in the month of December. \$380.1K of the expenditures were from salary and benefit expense, \$56.3K were for internal service fund changes, and \$64.5K were for discretionary expenses. Also, \$21.5K was received as an offsetting expense for direct charge revenue.
- Fire Department** - The Fire Department had a total of \$3.1M in expenditures in the month of December. \$2.9M of the expenditures were from salary and benefit expense, \$87.5K were for internal service fund changes, and \$168.6K were for discretionary expenses.
- Police Department** - The Police Department had a total of \$4.7M in expenditures in the month of December. \$3.7M of the expenditures were from salary and benefit expense, \$267.5K were for internal service fund changes, and \$0.8M were for discretionary expenses. There was also \$75.4K received as an offsetting expense for direct charge revenue.

*Reflects Amounts for December 31, 2020 as of January 11, 2021. These amounts can change as the City posts revenues and expenditures.

MODESTO POLICE DEPARTMENT

UCR ARREST AND CRIME STATISTICS

2020

ARRESTS

MONTH	2018	2019	2020
JANUARY	1194	1007	1240
FEBRUARY	1021	875	1261
MARCH	1306	1211	1093
APRIL	1057	1095	1098
MAY	1181	1236	1463
JUNE	1313	965	1121
JULY	1109	1069	1213
AUGUST	1104	1188	1222
SEPTEMBER	971	1010	1257
OCTOBER	964	912	1125
NOVEMBER	958	960	879
DECEMBER	893	887	
TOTAL	13071	12415	12972

NOVEMBER

YTD Comparison (2019 to 2020)

Crime Type	Over/Under	% Change
Part 1	-1851	-23%
Auto Theft	-58	-5%
Commercial	-232	-44%
Larceny	-1269	-29%
Residential	-161	-32%
Robbery	-109	-30%

PART 1

MONTH	2018	2019	2020
JANUARY	899	740	723
FEBRUARY	749	832	544
MARCH	802	785	731
APRIL	819	792	655
MAY	899	765	621
JUNE	761	728	543
JULY	802	770	447
AUGUST	804	699	457
SEPTEMBER	728	699	477
OCTOBER	775	698	506
NOVEMBER	748	650	603
TOTAL	8786	8158	6307

AUTO THEFT

MONTH	2018	2019	2020
JANUARY	115	106	109
FEBRUARY	91	99	84
MARCH	100	114	143
APRIL	88	100	105
MAY	110	95	97
JUNE	78	91	91
JULY	99	100	84
AUGUST	97	98	68
SEPTEMBER	100	108	67
OCTOBER	110	91	60
NOVEMBER	97	75	111
TOTAL	1085	1077	1019

COMMERCIAL BURG

MONTH	2018	2019	2020
JANUARY	52	51	51
FEBRUARY	41	73	32
MARCH	46	62	38
APRIL	46	57	41
MAY	46	53	25
JUNE	35	45	20
JULY	29	42	22
AUGUST	33	47	13
SEPTEMBER	35	38	14
OCTOBER	39	28	19
NOVEMBER	53	31	20
TOTAL	455	527	295

LARCENY

MONTH	2018	2019	2020
JANUARY	493	391	373
FEBRUARY	441	445	290
MARCH	437	418	382
APRIL	470	418	331
MAY	528	432	302
JUNE	450	400	244
JULY	439	425	179
AUGUST	477	360	224
SEPTEMBER	378	368	225
OCTOBER	427	393	274
NOVEMBER	410	368	325
TOTAL	4950	4418	3149

RESIDENTIAL BURG

MONTH	2018	2019	2020
JANUARY	53	39	69
FEBRUARY	49	69	34
MARCH	43	45	45
APRIL	53	58	40
MAY	44	50	32
JUNE	58	41	25
JULY	41	48	21
AUGUST	50	44	18
SEPTEMBER	62	40	22
OCTOBER	51	38	29
NOVEMBER	43	39	15
TOTAL	547	511	350

ROBBERIES

MONTH	2018	2019	2020
JANUARY	50	34	24
FEBRUARY	31	40	21
MARCH	25	41	14
APRIL	37	39	28
MAY	33	23	37
JUNE	28	39	20
JULY	40	39	18
AUGUST	31	29	15
SEPTEMBER	31	25	33
OCTOBER	37	30	14
NOVEMBER	39	25	31
TOTAL	382	364	255

Measure L Projects

2016 Pavement Rehabilitation Project

Expenses		Revenues	
Project Code	100806	City Funds	\$
Project Budget	\$ 2,607,573	Federal Funds	\$
Encumbered	\$ 1,902,441	State Funds	\$ 1,618,601
Expended	\$ 317,919	Measure L Funds	\$ 750,000
Available	\$ 387,213	Total	\$ 2,368,601
		Received	\$

Estimated Completion Date: September 2021

Phase: Construction

Overall Project Details:

This project will rehabilitate deteriorated pavement with an asphalt rubber chip seal and asphalt overlay on La Loma Avenue from James Street to Rowland Avenue with the construction of a roundabout at the La Loma and Buena Vista intersection. Also, double chip seals will be installed on Miller Avenue from El Vista Avenue to North Riverside Drive, Burney Street from 18th Street to Jennie Street, 17th Street from G Street to Burney Street, and slurry seal on J Street from 9th Street to 17th Street. Curb ramps will be upgraded to meet current American’s with Disabilities Act (ADA) standards and additional pedestrian safety features.

Latest Project Status:

The contract was awarded to United Pavement Maintenance at the October 13, 2020 Council meeting. Work to start early February.



State Route 132 West Expressway

Expenses		Revenues	
Project Code	101119	City Funds	\$
Project Budget	\$ 125,482,720	Federal Funds	\$ 9,870,886
Encumbered	\$ 5,214,969	State Funds	\$ 83,811,834
Expended	\$ 46,083,312	Measure L	\$ 31,800,000
Available	\$ 74,184,539	Total	\$ 125,482,720
		Received	\$ 125,482,720

Estimated Completion Date: July 2022

Phase: Construction

Overall Project Details:

This project includes construction of an access-controlled, 2-lane expressway along a new alignment south of Kansas Avenue starting from the east side of SR-99 at the base of the Needham Street Bridge west to Dakota Avenue and along Dakota Avenue to the existing SR-132/Maze Boulevard.

Latest Project Status:

Removed falsework and formed backwalls at Rosemore OC, Carpenter OC and Emerald OC. Started forming Abutment 1 and completed Abutment 5 of SR132/99 separation. Began installation of signal and lighting at Dakota and Maze.



Right Turn Lane Southbound McHenry Avenue to Westbound Briggsmore Avenue

Expenses		Revenues	
Project Code	100632	City Funds	\$ 194,300
Project Budget	\$ 2,121,892	Federal Funds	\$
Encumbered	\$ 1,278,427	State Funds	\$ 1,887,592
Expended	\$ 536,448	Measure L / SB1	\$ 40,000
Available	\$ 1,207,017	Total	\$ 2,121,892
		Received	\$

Estimated Completion Date: August 2021

Phase: Construction

Overall Project Details:

This project will widen and install a right turn lane at southbound McHenry Avenue to westbound Briggsmore Avenue. The work to be done includes curb, gutter, sidewalk, traffic signal modifications and paving.

Latest Project Status:

The project has been awarded and pre-construction meetings have begun. Construction is set to begin in late February.



Parks, Recreation & Neighborhoods

East La Loma Playground Renovation

Expenses		Revenues	
Project Code	100911	City Funds	\$ 118,000
Project Budget	\$ 118,000	Federal Funds	\$
Encumbered	\$	State Funds	\$
Expended	\$ 114,877	Other Funds	\$ 85,120
Available	\$ 3,123	Total	\$ 203,120
		Received	\$ 118,000

Estimated Completion Date: January 2021

Phase: Construction

Overall Project Details:

The East La Loma Park Playground Replacement Project is a joint effort between the City of Modesto and the La Loma Neighborhood Association (LLNA). The LLNA organized the community to fund the playground purchase and construction through fundraising efforts, by partnering with the City's Park Partners Program, as well as generous contributions from George Reed, Inc. and other generous sponsors. The project will include the construction of a new playground with rock climbing elements, slide, a tire swing, a large swing bay, benches, trash cans, a small plaza with decorative pavers (featuring sponsor names) as well as various ADA improvements.

Latest Project Status:

The final installation of site amenities and inspections will progress through January and February. The area will remain fenced until construction is complete, a certified playground safety inspection is finished, and the grass seed and newly laid sod are established. During the month of December almost all of the outstanding construction elements were completed. Additionally, an initial Playground Safety Inspection was completed and a list of modifications were given to the contractor to remedy.



SB 1 Project

2019/2020 Slurry/Crack Seal Work

Expenses		Revenues	
Project Code		City Funds	\$
Project Budget	\$ 1,671,854	Federal Funds	\$
Encumbered	\$	State Funds	\$ 1,671,854
Expended	\$ 1,000,023	Other Funds	\$
Available	\$ 671,831	Total	\$ 1,671,854
		Received	\$ 1,378,400

Estimated Completion Date: October 2021


Phase: 6th Season of Annual Program

Overall Project Details:

The purpose of this program is to maintain and preserve the streets of Modesto by applying type II slurry made of emulsion oil and aggregate. SB1 funding provides an average of 95 lane miles of residential street preservation each season.

Latest Project Status:

The 2020/2021 Crack Seal season began on October 27, 2020 and continues through April 2021. Since July 2020, the Streets Division has completed a total 96.41 lane miles of slurry seal application and a total of 22.85 miles of crack seal application. 6.21 miles were completed in the month of December 2020.



Utilities

Del Rio Well 70 (Replacing Well 271) Surface Improvements

Expenses		Revenues	
Project Code	101078	City Funds	\$ 3,803,200
Project Budget	\$ 3,803,200	Federal Funds	\$
Encumbered	\$ 156,115	State Funds	\$
Expended	\$ 3,037,668	Other Funds	\$
Available	\$ 609,417	Total	\$
		Received	\$

Completion Date: March 2021


Phase: Construction

Overall Project Details:

Del Rio Well 70 (Replacing Well 271) will construct a 1,000 gallon-per-minute potable water well, pump house and generator at the corner of Stewart and McHenry in the Del Rio Service Area. This portion of the project will only be responsible for the above ground improvements. Sub-surface improvements of the well were completed in January 2019.

Latest Project Status:

Construction is 90% complete. The 12-foot-high gate was delivered and installed. Staff began working on the application to the State for the Permit to Operate.



Yosemite Water Valves

Expenses		Revenues	
Project Code	101237	City Funds	\$ 295,000
Project Budget	\$ 295,000	Federal Funds	\$
Encumbered	\$ 215,000	State Funds	\$
Expended	\$ 25,243	Other Funds	\$
Available	\$ 54,757	Total	\$
		Received	\$

Completion Date: January 2021

Phase: Construction Complete

Overall Project Details:

The Yosemite Water Valve project will install and abandon 157 new cast iron water valve boxes along Yosemite Boulevard from Las Flores Avenue to Phoenix Avenue. Installing the new boxes will extend the life of the water valves while reducing the maintenance required by the Water Services Division. The scope also includes repairing the pavement around each valve and bringing affected striping up to current state standards.

Latest Project Status:

Due to favorable weather in the month of December, the contractor was able to install the remaining water valves as well as pave and stripe to finalize the project.



Headworks, Dryden Box and Influent Flume Improvements

Expenses		Revenues	
Project Code	100737 & 100794	City Funds	\$ 24,734,966
Project Budget	\$ 24,734,966	Federal Funds	\$
Encumbered	\$ 619,879	State Funds	\$
Expended	\$ 23,093,432	Other Funds	\$
Available	\$ 847,389	Total	\$
		Received	\$

Completion Date: March 2021

Phase: Construction

Overall Project Details:

All of the City’s wastewater flows are screened for debris and grit removal. It is essential to maintain the efficiency and effectiveness of the entire wastewater treatment process. Most of the city’s domestic wastewater (from the River and West Trunks) and Cannery Segregation process water flows into the Dryden Box prior to entering the Sutter Plant for treatment. This structure is severely corroded and needs to be replaced. The project includes upgrades to the Headworks facility, upgrades to Pumping Plant No.3, hydraulic improvements to the Influent Flumes, and construction of a new Dryden Box (in-ground concrete structure). This project will provide both reliability and capacity improvements to the City’s wastewater system.

Latest Project Status:

The contractor is working on punch list.



North Trunk Sewer Project

Expenses		Revenues	
Project Code	100849	City Funds	\$ 2,323,081
Project Budget	\$ 2,323,081	Federal Funds	\$
Encumbered	\$ 512,511	State Funds	\$
Expended	\$ 1,546,640	Other Funds	\$
Available	\$ 263,929	Total	\$
		Received	\$

Completion Date: January 2021

Phase: Construction

Overall Project Details:

The Wastewater Collection System Master Plan identified the North Trunk as a priority project necessary to facilitate new development in the Bangs/Tully/Carver area of Modesto. This proposed North Trunk section will extend approximately 2,900 linear feet of 27-inch diameter sewer trunk along Bangs Avenue between Carver Road and Tully Road. This project will also provide approximately 775 linear feet of 12-inch diameter sewer main along Tully Road, between Bangs Avenue and Pelandale Avenue. The proposed improvements will provide sanitary sewer infrastructure for the proposed Woodglen Development.

Latest Project Status:

The contractor has completed paving the trench section and will soon be finished with traffic striping and epoxy lining the sewer trunk manholes.



Fleet Maintenance Facility Heavy Bay Addition & Bus Maintenance Facility - Parts Storage Room Project

Expenses		Revenues	
Project Code	100451 / 101022	City Funds	\$ 6,221,137
Project Budget	\$ 7,980,446	Federal Funds	\$ 1,759,309
Encumbered	\$ 5,330,749	State Funds	\$
Expended	\$ 1,733,878	Other Funds	\$
Available	\$ 915,818	Total Received	\$

Completion Date: Summer 2021

Phase: Construction

Overall Project Details:

The construction of a new Fleet Maintenance Facility (FMF) Heavy Bay will provide future capacity and operational efficiencies for years to come. Additionally, the safety of staff members and customers is at the forefront throughout the City. This state-of-the-art facility will reduce potential work-related risks associated with repairs and maintenance. The FMF will serve as a connecting structure between the existing Bus Maintenance Facility (BMF) and the new Heavy Bay Shop.

Latest Project Status:

The scheduled date for delivery of the building has been set to mid-February, which will be a significant milestone for the project. The contractor is prepping the subgrade for the foundation for the Heavy Bay Building. Continuous spread footings have been excavated and formwork is starting to be placed.



Design Phase

Department	Project Name	Design Amount	Total Project Amount
Community & Economic Development			
	Claratina: McHenry/Coffee 4 Lane	\$1,402,167	\$6,062,911
	Pavement Rehabilitation – Crows Landing	\$250,000	\$250,000
	Paradise Road – 1 st Street to Carpenter Road	\$250,000	\$250,000
	Claratina Phase 1 – Hetch Hetchy Crossing	\$200,000	\$6,270,000
Measure L	Systemic Safety Analysis Report Program	\$250,000	\$250,000
Measure L	Paradise Road ATP Cycle III	\$25,000	\$25,000
Measure L	Bike Trail along MID Canal	\$117,222	\$1,092,054
Measure L	Tully Road Safety Improvements	\$34,538	\$411,183
Modesto Fire			
	MFD Station No.1 Roof Replacement	\$25,000	\$337,850

Design Phase

Department	Project Name	Design Amount	Total Project Amount
Parks, Recreation & Neighborhoods			
	Virginia Corridor Phase 7	\$ 750,000	\$4,674,923
	Ralston Tower Park Renovation	\$ 100,000	\$1,200,000
	Downey Shade Structure Replacement	\$ 25,000	\$ 350,000
	The Awesome Spot Playground	Community	\$2,500,000
	Carpenter Road Soccer Complex	\$ 35,600	\$1,035,000
	TRRP Neece Drive Boat Launch	\$ 188,000	\$805,000
	TRRP River Overlook	\$ 185,806	\$849,940
	Cesar E. Chavez Park Renovation	\$ 950,000	\$8,500,000
	Mary E. Grogan Park Phase 2	\$329,288	\$2,963,588
Public Works			
	101045 – Transit Center Expansion	\$70,000	\$325,000
SB1 \$32,000	101095 – Transit Center Improvements	\$523,544	\$5,640,092
	101191 – USB Ports on all Transit Buses	\$	\$13,118
	New Transit Bus Purchases	\$	\$1,982,063

Design Phase			
Department	Project Name	Design Amount	Total Project Amount
Utilities			
	Highway Village Strengthen & Replace	\$112,187	\$3,965,000
	Well 71 Surface Improvements	\$352,000	\$3,485,000
	Plant Structural Improvements	\$28,082	\$1,295,000
	Wastewater Building Upgrades	\$37,789	\$1,272,000
	Sutter Parking Lot & Security Upgrade	\$326,004	\$6,205,176
	Sutter Trunk Rehabilitation and Reliability	\$360,308	\$5,262,011
	Gravity Colorado (S-2)	\$1,700,000	\$13,000,000
	Shackelford Lift Station (S-3)	\$1,500,000	\$7,000,000
	Woodland Lift Station Rehabilitation	\$70,301	\$1,543,616
	Facultative Biosolids Removal	\$16,379	\$1,650,000
	Sewer Line Replacement (Tully & Briggsmore)	\$0	\$420,000
	New Tivoli Sewer Main to Sonoma	\$40,789	\$2,000,000
	Caustic Soda Handling Facility	\$43,041	\$3,216,250
	Tivoli Lift Station	\$181,899	\$3,039,400
	Grayson Well 69 Surface Improvements	\$323,370	\$1,958,750
	Tank 12 Recoat	\$200,000	\$4,119,000
	Amtrak Station Roof & Replacement Repairs	\$112,187	\$481,979

In accordance with the requirements of Title II of the Americans with Disabilities Act (“ADA”) of 1990, the Fair Employment & Housing Act (“FEHA”), the Rehabilitation Act of 1973 (as amended), Government Code section 11135 and other applicable codes, the City of Modesto (“City”) will not discriminate against individuals on the basis of disability in the City’s services, programs, or activities. For more information, please visit the City of Modesto website at <https://www.modestogov.com/865/Americans-with-Disabilities-Act-ADA>