



# JANUARY 2022

## CITY MANAGER'S UPDATE



Monthly Report  
to the City of Modesto  
City Council & Community

# City Managers Monthly Update



Financials.....3

Community & Economic  
Development | Measure  
L Projects....9

Parks, Recreation &  
Neighborhoods.....11

Public Works | SB 1  
Project.....12

Utilities.....13

Design Phase.....18

## Council and Community:

I am pleased to present January's update to the Capital Improvement Program. Our team has a lot of work in progress, and there will be more to come in 2022.

Here are few highlights for the month of January:

The **Community & Economic Development** continues to move forward on the Pavement Rehabilitation Crows Landing project. And, for the Measure L project on State Route 132, you will see an update on sewer improvements and progress on the separation bridge. See more starting on page 9.

For **Parks, Recreation & Neighborhoods** and the Downey Park Restroom Fire Renovation project, there were several setbacks due to vandalism. However, construction is moving forward and is projected to be completed in March. Details are on page 11.

**Public Works** continued to preserve the streets of Modesto by completing an additional 6.1 miles of Crack Seal. The update can be found on page 12.

In the **Utilities Department**, phase one of the Sutter Trunk Rehabilitation project is underway and consists of replacing the 60-year-old sewer trunk. You can read about this and other Utilities projects starting on page 13.

In the *Financial Report*, you will see that the City has received \$29.8 million in General Fund revenues for January 2022, which is \$13.1 million greater than what was received in January 2021. In January, the General Fund received approximately 19.2% of the total budgeted revenues for Fiscal Year 2021-22. The City has expended \$17.5 million in General Fund dollars, which represents approximately 10.3% of the total Fiscal Year 2021-22 Operating Budget. The financial report is on page 3.

As always, please let me know if you have any suggestions on how we present this material to the community. I look forward to sharing more great work from our teams in the months ahead.

A handwritten signature in blue ink that reads "Joseph P. Lopez". The signature is fluid and cursive.

Joseph P. Lopez  
City Manager

# Fiscal Year 2021-22 January Financial Report

City of Modesto, California  
Through January 31 2022\*

## General Fund Overview

	Monthly Actuals Received/ Expended	Monthly % of Total Budget	YTD Actuals	2021-22 Operating Budget	% of Total Budget Received/ Expended
<b>Revenues</b>	\$ 29,764,128	19.2%	\$ 73,562,757	\$ 154,867,112	47.5%
<b>Expenditures</b>	\$ 17,524,781	10.3%	\$ 102,946,736	\$ 170,884,732	60.2%
<b>Revenue Over Expenditure Variance</b>	\$ 12,239,347		\$ (29,383,979)	\$ (16,017,620)	

## Summary

### Revenue Overview

In the month of January, the City received revenues in the amount of \$29.8M (19.2% of budget). Fiscal-year-to-date, the City has received \$73.6M in revenues (47.5% of budget), which are \$13.1M greater than the amount received in the same period last year. This difference is primarily due to the timing difference in receipt of the PropertyTax- VLF Swap revenue.

Fiscal Year 2021-22 includes the third year of the Oakdale Fire Service contract which has fiscal-year-to-date revenue of \$2.78M. New to Fiscal Year 2021-22 is the Ceres Fire Services contract which has fiscal-year-to-date revenue of \$2.57M. This year will be the third full year that the City will receive Cannabis tax revenues. These revenues will be monitored on a monthly basis and will be adjusted if needed.

### Expenditure Overview

In the month of January, the City has expended \$17.5M (10.3% of budget) in General Fund dollars. Fiscal Year 2021-22 includes the third year of the Oakdale Fire Service contract which has fiscal-year-to-date expense of \$3.1M. New to Fiscal Year 2021-22 is the Ceres Fire Services contract which has fiscal-year-to-date expense of \$2.8M.

The majority of departmental expenditures that occurred during this period originated from the Public Safety Departments (\$12.1M of the total \$15.38M) and were mainly related to salary and benefit charges. The salary and benefit expenses for the Police and Fire Departments totaled \$9.4M. All remaining salary and benefit expenditures from General Fund departments totaled \$1.8M, for a total salary and benefit expenditure of \$11.2M.

# Fiscal Year 2021-22 January Financial Report

City of Modesto, California  
Through January 31 2022\*

## General Fund Revenues Overview

Revenue Category	Monthly Actuals Received	Monthly % of Total Budget	YTD Actuals	2021-22 Operating Budget	% of Total Budget Received
1 Property Tax - Property	10,839,014	54.6%	10,851,561	19,850,000	54.7%
2 Property Tax - VLF Swap	9,703,251	50.1%	9,703,251	19,374,039	50.1%
3 Sales Tax	3,480,521	10.5%	16,549,982	33,090,991	50.0%
4 Utility Users Tax	1,505,570	7.3%	9,771,133	20,510,000	47.6%
5 Business License/Mill Tax	1,958,141	14.6%	6,977,920	13,401,800	52.1%
6 Franchise Fees	9,130	0.2%	1,243,762	4,847,284	25.7%
7 Transient Occupancy Tax	220,642	6.8%	1,764,732	3,266,575	54.0%
8 Construction Revenues	207,023	8.7%	1,454,866	2,368,396	61.4%
9 Departmental Revenues	1,217,593	3.8%	12,552,708	31,999,387	39.2%
10 Motor Vehicle Fees	253,340	76.8%	364,135	330,000	110.3%
11 Cannabis Tax	369,903	7.1%	2,328,707	5,200,000	44.8%
12 Transfers In	-	0.0%	-	628,640	0.0%
Total	29,764,128	19.2%	73,562,757	154,867,112	47.5%

### Monthly Actuals Notes

- 1 **Property Tax - Property** - Fiscal-year-to-date, the City has received \$10.85M in revenues, which are \$1.5M less than the amount received in the same period last year.
- 2 **Property Tax - VLF Swap** - Fiscal-year-to-date, the City has received \$9.70M in revenues, which are \$9.7M greater than the amount received in the same period last year. This is because last year, the payment was received in February.
- 3 **Sales Tax** - The City received payment in the amount of \$3.48M. This payment is \$284K greater than the amount received in the same month last year. Fiscal-year-to-date, the City has received \$16.55M in revenues, which are \$2.3M greater than the amount received in the same period last year.
- 4 **Utility Users Tax** - The City received payment in the amount of \$1.51M. This payment is \$34K greater than the amount received in the same month last year. Fiscal-year-to-date, the City has received \$9.77M in revenues, which are \$272K less than the amount received in the same period last year.
- 5 **Business License/Mill Tax** - The City received payment in the amount of \$1.96M. This payment is \$1.28M greater than the amount received in the same month last year. Fiscal-year-to-date, the City has received \$6.98M in revenues, which are \$1.85M greater than the amount received in the same period last year.
- 9 **Departmental Revenues** - The City received Departmental revenues in the amount of \$1.22M. These revenues are \$370K greater than the amount received in the same month last year. Fiscal-year-to-date, the City has received \$12.55M in revenues, which are \$1.3M greater than the amount received in the same period last year.
- 11 **Cannabis Tax** - The City received payment in the amount of \$370K. This payment is \$39K less than the amount received in the same month last year. Fiscal-year-to-date, the City has received \$2.33M in revenues, which are \$350K less than the amount received in the same period last year.
- 12 **Transfers In** - Majority of the transfers are typically processed in June.

# Fiscal Year 2021-22 January Financial Report

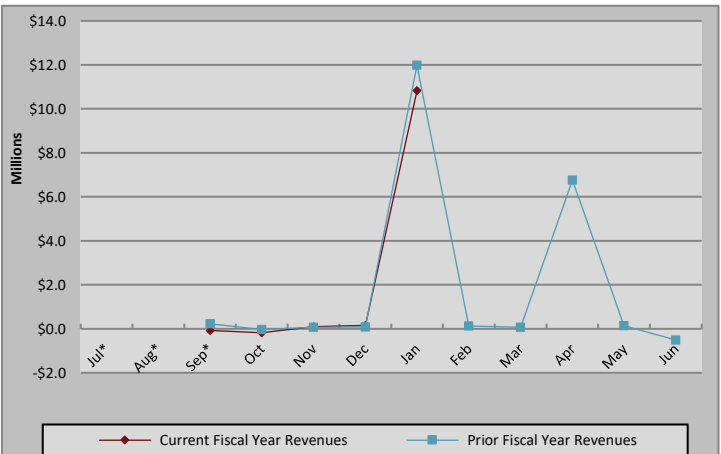
City of Modesto, California  
Through January 31 2022\*

## General Fund Revenue Overview

### GENERAL FUND MAJOR REVENUE SOURCES

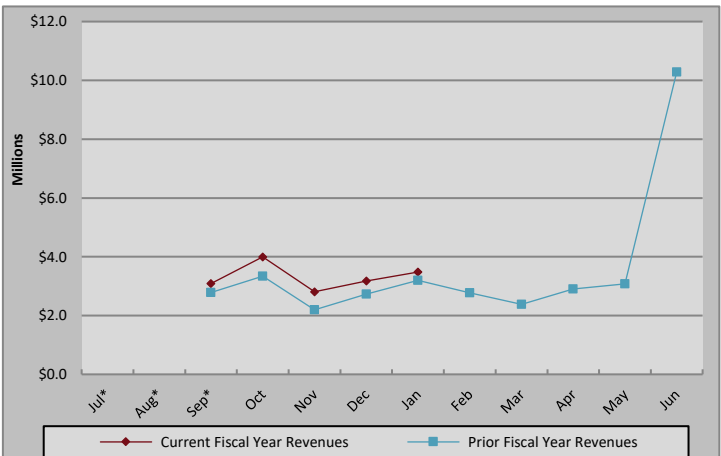
#### Property Tax - Property

	Current Fiscal Year Revenues	Prior Fiscal Year Revenues	Year-over-Year Variance
July*			
August*			
September*	\$ (70,693)	\$ 223,019	\$ (293,712)
October	\$ (178,101)	\$ (24,803)	\$ (153,298)
November	\$ 98,551	\$ 72,216	\$ 26,335
December	\$ 162,790	\$ 91,440	\$ 71,350
January	\$ 10,839,014	\$ 11,983,960	\$ (1,144,946)
February		\$ 125,781	
March		\$ 71,021	
April		\$ 6,758,650	
May		\$ 150,127	
June		\$ (508,548)	
<b>Totals</b>	<b>\$ 10,851,561</b>	<b>\$ 18,942,863</b>	<b>\$ (1,494,271)</b>



#### Sales Tax

	Current Fiscal Year Revenues	Prior Fiscal Year Revenues	Year-over-Year Variance
July*			
August*			
September*	\$ 3,088,263	\$ 2,783,580	\$ 304,683
October	\$ 3,997,134	\$ 3,336,145	\$ 660,989
November	\$ 2,810,198	\$ 2,195,004	\$ 615,194
December	\$ 3,173,866	\$ 2,725,962	\$ 447,904
January	\$ 3,480,521	\$ 3,196,385	\$ 284,136
February		\$ 2,776,551	
March		\$ 2,385,320	
April		\$ 2,908,464	
May		\$ 3,078,883	
June		\$ 10,283,942	
<b>Totals</b>	<b>\$ 16,549,982</b>	<b>\$ 35,670,236</b>	<b>\$ 2,312,906</b>



\*Accrual reversals occur in July, August, and September. To address this, July and August revenues are reported in September.

# Fiscal Year 2021-22 January Financial Report

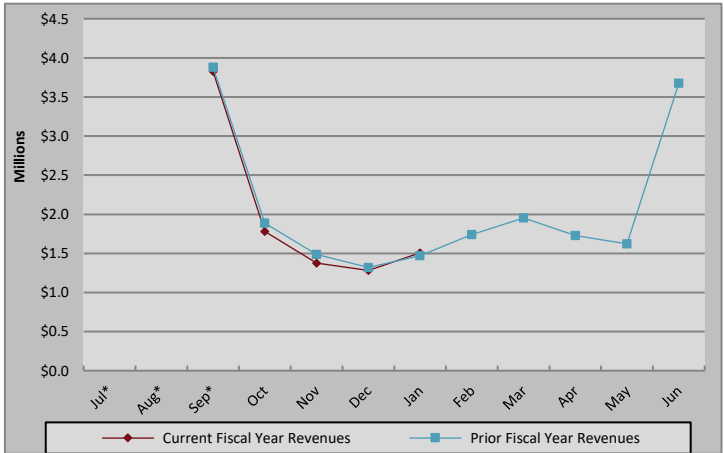
City of Modesto, California  
Through January 31 2022\*

## General Fund Revenue Overview

### GENERAL FUND MAJOR REVENUE SOURCES

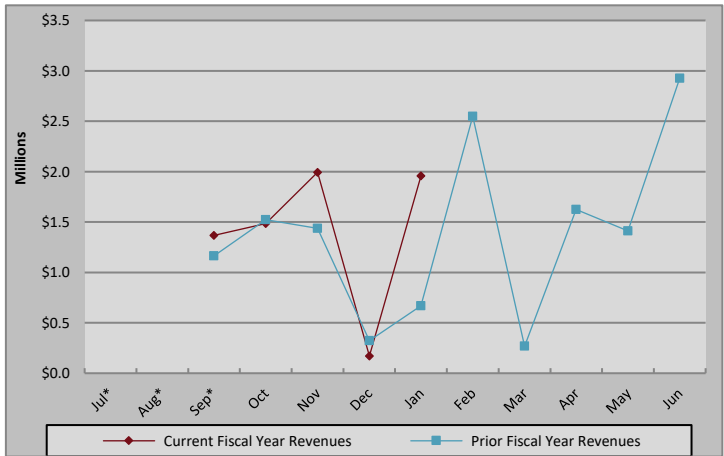
#### Utility Users Tax

	Current Fiscal Year Revenues	Prior Fiscal Year Revenues	Year-over-Year Variance
July*			
August*			
September*	\$ 3,826,506	\$ 3,878,482	\$ (51,976)
October	\$ 1,781,897	\$ 1,885,918	\$ (104,021)
November	\$ 1,375,231	\$ 1,486,296	\$ (111,065)
December	\$ 1,281,929	\$ 1,320,250	\$ (38,321)
January	\$ 1,505,570	\$ 1,471,855	\$ 33,715
February		\$ 1,740,786	
March		\$ 1,954,034	
April		\$ 1,729,727	
May		\$ 1,620,887	
June		\$ 3,676,459	
<b>Totals</b>	<b>\$ 9,771,133</b>	<b>\$ 20,764,694</b>	<b>\$ (271,668)</b>



#### Business License/Mill Tax

	Current Fiscal Year Revenues	Prior Fiscal Year Revenues	Year-over-Year Variance
July*			
August*			
September*	\$ 1,368,961	\$ 1,163,142	\$ 205,819
October	\$ 1,486,320	\$ 1,523,382	\$ (37,062)
November	\$ 1,993,897	\$ 1,438,294	\$ 555,603
December	\$ 170,601	\$ 324,491	\$ (153,890)
January	\$ 1,958,141	\$ 669,391	\$ 1,288,750
February		\$ 2,549,716	
March		\$ 268,185	
April		\$ 1,624,016	
May		\$ 1,412,672	
June		\$ 2,926,267	
<b>Totals</b>	<b>\$ 6,977,920</b>	<b>\$ 13,899,556</b>	<b>\$ 1,859,220</b>



\*Accrual reversals occur in July, August, and September. To address this, July and August revenues are reported in September.

# Fiscal Year 2021-22 January Financial Report

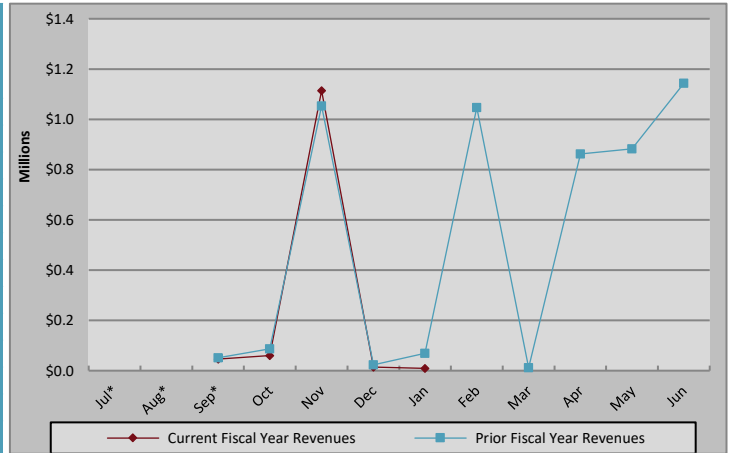
City of Modesto, California  
Through January 31 2022\*

## General Fund Revenue Overview

### GENERAL FUND MAJOR REVENUE SOURCES

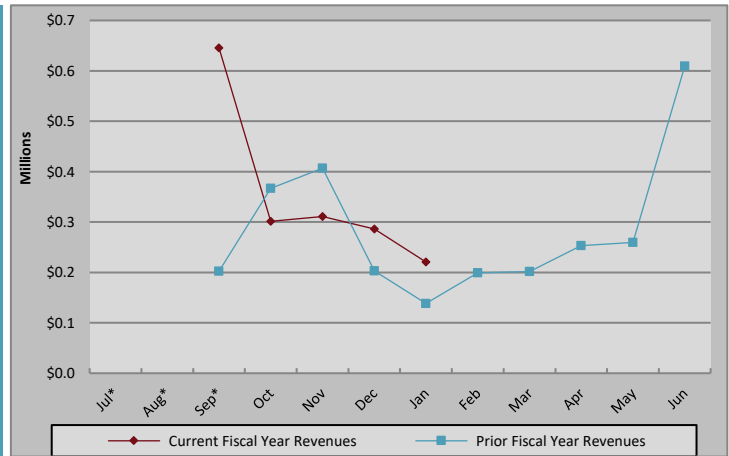
#### Franchise Fees

	Current Fiscal Year Revenues	Prior Fiscal Year Revenues	Year-over-Year Variance
July*			
August*			
September*	\$ 45,942	\$ 51,505	\$ (5,563)
October	\$ 60,632	\$ 87,343	\$ (26,711)
November	\$ 1,114,208	\$ 1,053,205	\$ 61,003
December	\$ 13,850	\$ 23,058	\$ (9,208)
January	\$ 9,130	\$ 69,477	\$ (60,347)
February		\$ 1,046,525	
March		\$ 11,630	
April		\$ 862,225	
May		\$ 883,059	
June		\$ 1,143,258	
<b>Totals</b>	<b>\$ 1,243,762</b>	<b>\$ 5,231,285</b>	<b>\$ (40,826)</b>



#### Transient Occupancy Tax

	Current Fiscal Year Revenues	Prior Fiscal Year Revenues	Year-over-Year Variance
July*			
August*			
September*	\$ 645,679	\$ 202,606	\$ 443,073
October	\$ 301,239	\$ 366,691	\$ (65,452)
November	\$ 310,940	\$ 407,056	\$ (96,116)
December	\$ 286,232	\$ 202,736	\$ 83,496
January	\$ 220,642	\$ 138,503	\$ 82,139
February		\$ 198,937	
March		\$ 201,930	
April		\$ 253,272	
May		\$ 259,403	
June		\$ 609,097	
<b>Totals</b>	<b>\$ 1,764,732</b>	<b>\$ 2,840,231</b>	<b>\$ 447,140</b>



\*Accrual reversals occur in July, August, and September. To address this, July and August revenues are reported in September.

# Fiscal Year 2021-22 January Financial Report

City of Modesto, California  
Through January 31 2022\*

## General Fund Expenditures Overview

Department	Monthly Actuals Expended	Monthly % of Total Budget	YTD Actuals	2021-22 Operating Budget	% of Total Budget Expended
1 City Council	54,298	11.4%	283,502	475,240	59.7%
2 City Manager's Office	270,153	9.6%	1,818,249	2,818,428	64.5%
3 City Attorney's Office	86,405	4.6%	800,431	1,886,275	42.4%
4 City Clerk's Office	38,113	6.4%	314,038	591,663	53.1%
5 Office of the City Auditor	6,991	1.9%	78,384	364,138	21.5%
6 Finance Department	551,486	9.3%	3,445,752	5,940,360	58.0%
7 Community & Economic Development	606,667	9.0%	3,723,089	6,753,103	55.1%
8 Human Resources Department	194,969	11.1%	1,099,387	1,750,153	62.8%
9 Fire Department	5,332,273	10.4%	34,997,485	51,513,692	67.9%
10 Police Department	6,774,946	9.4%	44,801,247	72,207,268	62.0%
11 Parks, Recreation & Neighborhoods	1,378,805	9.6%	7,703,394	14,413,308	53.4%
12 Public Works Department	0	N/A	279	(0)	N/A
13 Non-Departmental	4,653	1.0%	123,986	453,400	27.3%
14 Transfers Out	2,225,022	19.0%	3,757,514	11,717,706	32.1%
<b>Total</b>	<b>17,524,781</b>	<b>10.3%</b>	<b>102,946,736</b>	<b>170,884,732</b>	<b>60.2%</b>

### Monthly Actuals Notes

- 1 **City Council** - The City Council had a total of \$54.3K in expenditures in the month of January. \$35.5K of the expenditures were from salary and benefit expense, \$18.2K were for internal service fund changes, and \$600 were for discretionary expenses.
- 2 **City Manager's Office** - The City Manager's Office had a total of \$270.2K in expenditures in the month of January. \$203.9K of the expenditures were from salary and benefit expense, \$33.5K were for internal service fund changes, and \$32.7K were for discretionary expenses.
- 3 **City Attorney's Office** - The City Attorney's Office had a total of \$86.4K in expenditures in the month of January. \$53.9K of the expenditures were from salary and benefit expense, \$23.1K were for internal service fund changes, and \$9.5K were for discretionary expenses.
- 6 **Finance Department** - The Finance Department had a total of \$551.5K in expenditures in the month of January. \$374.6K of the expenditures were from salary and benefit expense, \$82.3K were for internal service fund changes, and \$100.3K were for discretionary expenses. There was also \$580K received as an offsetting expense for direct charge revenue.
- 7 **Community & Economic Development (CED)** - CED had a total of \$606.7K in expenditures in the month of January. \$386.5K of the expenditures were from salary and benefit expense, \$148.1K were for internal service fund changes, and \$91.9K were for discretionary expenses. There was also \$19.9K received as an offsetting expense for direct charge revenue.
- 9 **Fire Department** - The Fire Department had a total of \$5.3M in expenditures in the month of January. \$4.6M of the expenditures were from salary and benefit expense, \$266.3K were for internal service fund changes, and \$506.1K were for discretionary expenses.
- 10 **Police Department** - The Police Department total of \$6.8M in expenditures in the month of January. \$4.9M of the expenditures were from salary and benefit expense, \$709.5K were for internal service fund changes, and \$1.2M were for discretionary expenses. There was also \$38.6K received as an offsetting expense for direct charge revenue.

# Measure L Projects

## State Route 132 West Expressway (Project Code 101119)

Expenses	
Project Budget	125,482,720
Encumbered	3,784,848
Expended	83,224,720
Available	38,473,152

Revenues	
City Funds	
Federal Funds	9,870,886
State Funds	83,811,834
Measure L Funds	31,800,000
Total	125,482,720
Received	125,482,720



**Estimated Completion Date:** July 2022

**Phase:** Construction

**Overall Project Details:**

This project includes construction of an access-controlled, 2-lane expressway along a new alignment south of Kansas Avenue starting from the east side of SR-99 at the base of the Needham Street Bridge west to Dakota Avenue and along Dakota Avenue to the existing SR-132/Maze Boulevard.

**Latest Project Status:**

This project is 76% complete. This month's work included, but is not limited to the following: continued installation of pump station metal work and outfall structure piping; construction of concrete barriers for couplets; continued improvements to sewer, water, and drainage at Franklin Extension, and completion of construction of concrete barrier for SR99/SR132 separation bridge.

## Pavement Rehabilitation Crows Landing Road (Project Code 100881)

Expenses	
Project Budget	3,083,708
Encumbered	2,146,972
Expended	542,803
Available	393,933

Revenues	
City Funds	0
Federal Funds	0
State Funds	3,053,708
Measure L Funds	30,000
Total	3,083,708
Received	0

**Estimated Completion Date:** May 2022

**Phase:** Construction

**Overall Project Details:** This project will rehabilitate deteriorated pavement with an asphalt rubber chip seal and asphalt overlay on Crows Landing Road from Pecos Avenue to Hatch Road. Also, within the scope of the project is center median, Americans with Disabilities Act (“ADA”) of 1990 improvements, sidewalk installation and Class II bicycle lanes.

**Latest Project Status:** Construction continues on sidewalk and ADA curb ramps.

## Paradise Road – Carpenter to Sheridan (Project Code 100942)

Expenses	
Project Budget	2,745,464
Encumbered	1,850,337
Expended	307,469
Available	587,658

Revenues	
City Funds	0
Federal Funds	0
State Funds	2,087,423
Measure L Funds	415,000
Total	0
Received	2,502,423

**Estimated Completion Date:** April 2022

**Phase:** Construction

**Overall Project Details:** This project will rehabilitate deteriorated pavement with an asphalt rubber chip seal and asphalt overlay on Paradise Road from Carpenter Road to Sheridan Street and will include ADA curb ramp improvements and new striping.



# Parks, Recreation & Neighborhoods

## Downey Park Restroom Fire Renovation (Project Code 101225)

Expenses	
Project Budget	100,000
Encumbered	100,000
Expended	0
Available	0

Revenues	
City Funds	100,000
Federal Funds	0
State Funds	0
Other Funds	200,000 – 300,000
Total	To Be Determined
Received	100,000



**Completion Date:** March 2022

**Phase:** Construction

### Overall Project Details:

On July 14, 2019 the public restroom, park storage and electrical building at Downey Community Park was heavily damaged by a fire. The complete renovation project will restore the facility and provide the community park with a functional restroom once again. Insurance is anticipated to cover the full cost of the renovation beyond the \$100,000 insurance deductible.

### Latest Project Status:

During the month of January, the project suffered several setbacks which will extend the construction for another month. The building was broken into and vandalized; causing damage that will need to be repaired. Additionally, the final fixtures that were anticipated to be delivered in January, have been delayed due to nationwide supply chain issues. At this time those fixtures are on order and are expected to be delivered and installed in late February or early March.



# SB 1 Project

## 2020/2021 Slurry/Crack Seal Work

Expenses	
Project Budget	2,171,854
Encumbered	0
Expended	850,832
Available	1,321,022

Revenues	
City Funds	0
Federal Funds	2,171,854
State Funds	0
Other Funds	0
Total	2,171,854
Received	1,859,235



**Estimated Completion Date:** October 2022

**Phase:** 7<sup>th</sup> Season of Annual Program

### Overall Project Details:

The purpose of this program is to maintain and preserve the streets of Modesto by applying Type II slurry made of emulsion oil and aggregate. SB1 funding provides an average of 95 lane miles of residential street preservation each season.

### Latest Project Status:


The 2021/2022 Crack Seal season began on October 27, 2021 and will continue through April 2022. Since July 2021, the Streets Division has completed a total of 75.55 lane miles of slurry seal application and a total of 9.8 lane miles of crack seal application. 6.1 lane miles of crack seal were completed in the month of January.

# Utilities

## Fleet Maintenance Facility Heavy Bay Addition & Bus Maintenance Facility - Parts Storage Room Project (Project Codes 100451 & 101022)

Expenses	
Project Budget	7,980,446
Encumbered	337,614
Expended	5,445,692
Available	2,197,139

Revenues	
City Funds	6,221,137
Federal Funds	1,759,309
State Funds	0
Other Funds	0
Total	0
Received	0



**Completion Date:** Spring 2022

**Phase:** Construction

### Overall Project Details:

The construction of a new Fleet Maintenance Facility (FMF) Heavy Bay will provide future capacity and operational efficiencies for years to come. Additionally, the safety of staff members and customers is at the forefront throughout the City. This state-of-the-art facility will reduce potential work-related risks associated with repairs and maintenance. The FMF will serve as a connecting structure between the existing Bus Maintenance Facility (BMF) and the new Heavy Bay Shop.

### Latest Project Status:

In the Heavy Bay Addition, mechanical unit operation has been functional for most of the month. Hose reel installation (with vehicle fluids) and air piping is essentially complete with signage and tie-in at existing building being the only outstanding items. Exhaust fan duct work is nearing completion with painting of ceiling, steel, ductwork and piping for the west side south quarter and the east two thirds is complete along with floor joint caulking for the entire building. Exit sign installation is complete with other trim being performed upon completion of painting in those locations.

For the Parts Storage Room, the roll-up window for the countertop for pass through function from the corridor to the large room was received. Slab joint caulking and floor seal has been performed. Rubber base has been installed in both the large room and corridor. Exit signage, data and fire alarm work are in process.



# Jennings Entrance (Project Code 100648)

Expenses	
Project Budget	4,804,699
Encumbered	559,638
Expended	3,869,320
Available	375,741

Revenues	
City Funds	4,804,699
Federal Funds	0
State Funds	0
Other Funds	0
Total	0
Received	0



**Completion Date:** Spring 2022

**Phase:** Construction

**Overall Project Details:**

This project will construct a new entrance and exit for the Jennings Plant and will be located south of the current entrance at the existing exit roadway, allowing vehicles to safely enter and exit the two facilities. The project will also repair Jennings Road from West Taylor Road to West Monte Vista Avenue. The City has jurisdiction and maintenance responsibility of Jennings Road from West Main Street to West Taylor Road.

**Latest Project Status:**

During the month, the contractor fixed warranty items that addressed the gate motor speed and function. The City has also requested a proposal for gate revisions.



# Sutter Trunk Rehabilitation Phase 1 (Project Code 100842)

Expenses	
Project Budget	5,262,011
Encumbered	3,304,721
Expended	593,998
Available	1,363,291

Revenues	
City Funds	5,262,011
Federal Funds	0
State Funds	0
Other Funds	0
Total	0
Received	0



**Completion Date:** Summer 2022

**Phase:** Construction

### Overall Project Details:

The current sewer trunk is over 60 years old. The clay pipe is severely damaged and undersized. This phase will replace the highway crossing at Jefferson Road.

### Latest Project Status:

Currently jack and boring has started under Highway 99. The contractor has completed potholing activities, installation of bore and receiving pits for boring, and 300 feet of the nearly 600 feet boring.



# Wastewater Building Upgrades (Project Code 101004)

Expenses	
Project Budget	1,272,000
Encumbered	713,997
Expended	192,124
Available	365,878

Revenues	
City Funds	1,272,000
Federal Funds	0
State Funds	0
Other Funds	0
Total	0
Received	0



**Completion Date:** Summer 2022

**Phase:** Construction

### Overall Project Details:

This project will provide improvements to three existing building at the Jennings Wastewater Treatment Plant. Building work will include demolition and installation of new walls, and roofs. The project also includes a new structure for vehicle parking and a new enclosure for an existing canopy of an existing shop building.

### Latest Project Status:

The contractor is working on the workshop and the roofing of the pump station building. The preparation, priming and painting of the laboratory has been completed as well as the removal and preparation of the pump station building.



# Well 71 Surface Improvements (Project Code 101084)

Expenses	
Project Budget	3,559,536
Encumbered	1,064,543
Expended	1,790,914
Available	704,079

Revenues	
City Funds	3,559,536
Federal Funds	0
State Funds	0
Other Funds	0
Total	0
Received	0



**Completion Date:** June 2022


**Phase:** Construction

### Overall Project Details:

This project will provide site improvements for Well 71 located at 2501 Brenner Way in Modesto. Improvements include a 1,500 gallons-per-minute potable water well, pump house, flush line and generator. Sub-surface improvements of the well were completed in January 2019.

### Latest Project Status:

Construction is 55% complete. There was a delay in the delivery of concrete masonry blocks for the well building. The overall building has begun to take shape along with installation of the walls and grouting. The final 12 inch water main connection was made while eliminating a temporary connection. Additionally, housekeeping pads were poured inside the building and final compaction was completed around the building.



# Design Phase

<i>Department</i>	<i>Project Name</i>	<i>Design Amount</i>	<i>Total Project Amount</i>
<i>Community &amp; Economic Development</i>	Bike Trail along MID Canal (Funded by Measure L)	117,222	1,092,054
<i>Community &amp; Economic Development</i>	Claratina: McHenry/Coffee 4 Lane	1,402,167	6,062,911
<i>Community &amp; Economic Development</i>	Claratina Phase 1 – Hetch Hetchy Crossing	200,000	6,270,000
<i>Community &amp; Economic Development</i>	Paradise Road ATP Cycle III (Funded by Measure L)	25,000	25,000
<i>Community &amp; Economic Development</i>	Systemic Safety Analysis Report Program (Funded by Measure L)	250,000	250,000
<i>Community &amp; Economic Development</i>	Tully Road Safety Improvements (Funded by Measure L)	34,538	411,183
<i>Modesto Fire</i>	MFD Station No.1 Roof Replacement	25,000	337,850
<i>Parks, Recreation &amp; Neighborhoods</i>	Carpenter Road Soccer Complex	35,600	1,035,000
<i>Parks, Recreation &amp; Neighborhoods</i>	Cesar E. Chavez Park Renovation	950,000	8,500,000
<i>Parks, Recreation &amp; Neighborhoods</i>	Downey Shade Structure Replacement	25,000	350,000
<i>Parks, Recreation &amp; Neighborhoods</i>	Mary E. Grogan Park Phase 2	329,288	2,963,588
<i>Parks, Recreation &amp; Neighborhoods</i>	Ralston Tower Park Renovation	100,000	1,200,000
<i>Parks, Recreation &amp; Neighborhoods</i>	The Awesome Spot Playground	Community	2,500,000
<i>Parks, Recreation &amp; Neighborhoods</i>	Tuolumne River Regional Park (TRRP) Neece Drive Boat Launch	188,000	805,000
<i>Parks, Recreation &amp; Neighborhoods</i>	Tuolumne River Regional Park (TRRP) River Overlook	185,806	849,940
<i>Parks, Recreation &amp; Neighborhoods</i>	Virginia Corridor Phase 7	750,000	4,674,923

# Design Phase

<i>Department</i>	<i>Project Name</i>	<i>Design Amount</i>	<i>Total Project Amount</i>
<i>Public Works</i>	Transit Center Expansion	70,000	325,000
<i>Public Works</i>	Transit Center Improvements (\$32,000 - SB1 Funding)	523,544	5,640,092
<i>Utilities</i>	Caustic Soda Handling Facility	43,041	3,216,250
<i>Utilities</i>	Facultative Biosolids Removal	16,379	1,650,000
<i>Utilities</i>	Highway Village Strengthen & Replace Water Mains	231,772	3,020,000
<i>Utilities</i>	La Loma Phase 2C Strengthen & Replace Water Mains	50,000	6,900,000
<i>Utilities</i>	La Loma Phase 3A Strengthen & Replace Water Mains	202,750	3,300,000
<i>Utilities</i>	New Tivoli Sewer Main to Sonoma	40,789	2,000,000
<i>Utilities</i>	Sewer Line Replacement (Tully & Briggsmore)	0	420,000
<i>Utilities</i>	Sutter Parking Lot & Security Upgrade	326,004	6,205,176
<i>Utilities</i>	Sutter Trunk Rehabilitation and Reliability	360,308	5,262,011
<i>Utilities</i>	Tanks 5 & 12 Recoat & Repairs	80,832	2,229,000
<i>Utilities</i>	Tivoli Lift Station	181,899	3,039,400
<i>Utilities</i>	Woodland Lift Station Rehabilitation	70,301	1,543,616

*In accordance with the requirements of Title II of the Americans with Disabilities Act ("ADA") of 1990, the Fair Employment & Housing Act ("FEHA"), the Rehabilitation Act of 1973 (as amended), Government Code section 11135 and other applicable codes, the City of Modesto ("City") will not discriminate against individuals on the basis of disability in the City's services, programs, or activities. For more information, please visit the City of Modesto website at <https://www.modestogov.com/865/Americans-with-Disabilities-Act-ADA>*