



JULY 2022

CITY MANAGER'S UPDATE



Monthly Report
to the City of Modesto
City Council & Community

City Managers Monthly Update



Table of Contents

Police Department....3

Community & Economic
Development | Measure L
Projects....8

Parks Recreation &
Neighborhoods.....10

Public Works | SB 1.....14

Utilities.....15

Design Phase.....21

Council and Community:

I'm pleased to report on progress made as part of the City's Capital Improvement Program.

Monthly Financials are not provided this month. The month of July has multiple journal entries that accrue back into the prior fiscal year which can cause changes in the actual amounts on a weekly basis. Due to this, the figures will not be reported for the month of July until the publication of the City Manager's Update for the month of September. At that time, we will be able to provide a more complete picture as well as a comparison of the months of July, August, and September in terms of revenue and expense increases and decreases.

Here's a summary of the month of July. A full report is included in the pages that follow.

Community & Economic Development has been busy with the State Route 132 project. You will find additional details on this project and another Measure L project beginning on page 8.

Starting on page 3, the **Police Department** provides arrest and crime statistics along with three-year crime trend comparisons. Of note, auto theft and vehicle larceny incidents are trending down.

In **Parks, Recreation & Neighborhoods (PRN)**, the team reports on four projects including The Awesome Spot Playground, and the completion of the Revard Park Playground Replacement project which was heavily damaged in 2019. You can get a glimpse of the work that PRN has completed starting on page 10.

Public Works, continues progress on the 2020/2021 Slurry/Crack Seal annual program by completing another 20.56 lane miles in the month of July. More information can be found on page 14.

In the **Utilities** Department, much was accomplished at Tanks 5 and 12, and the project is 96% completed. The two River Trunk Realignment projects are progressing and the Well 71 Surface Improvements are finally finished. More on page 15.

I look forward to presenting on the progress of these and many other projects when I report out from the month of August. For now, please let me know if you have any suggestions on sharing this material with the community.

A handwritten signature in blue ink that reads "Joseph P. Lopez". The signature is fluid and cursive.

Joseph P. Lopez
City Manager

Modesto Police Department

Incident Arrest and Crime Statistics 2022

ARRESTS AND CITATIONS*

MONTH	2020	2021	2022
JANUARY	2170	1523	738
FEBRUARY	2102	1578	921
MARCH	1496	1492	988
APRIL	2367	1489	853
MAY	2882	1549	1021
JUNE	1661	1555	1079
TOTAL	12678	9186	5600

JUNE

YTD Comparison (2020 to 2021)

Crime Type	Over/Under	% Change
Major Crime	-323	-13%
Auto Theft	-127	-26%
Commercial	32	25%
Larceny	-119	-15%
Residential	-23	-14%
Robbery	24	18%

MAJOR CRIMES

MONTH	2020	2021	2022
JANUARY	520	455	408
FEBRUARY	440	421	330
MARCH	555	441	370
APRIL	503	369	337
MAY	479	389	339
JUNE	403	386	354
TOTAL	2900	2461	2138

AUTO THEFT

MONTH	2020	2021	2022
JANUARY	106	105	70
FEBRUARY	84	82	59
MARCH	143	94	47
APRIL	105	62	58
MAY	97	76	69
JUNE	89	70	59
TOTAL	624	489	362

COMMERCIAL BURGLARY

MONTH	2020	2021	2022
JANUARY	51	33	44
FEBRUARY	32	32	20
MARCH	39	21	20
APRIL	43	13	23
MAY	19	17	23
JUNE	17	13	31
TOTAL	201	129	161

VEHICLE LARCENY

MONTH	2020	2021	2022
JANUARY	165	147	139
FEBRUARY	170	138	127
MARCH	198	159	138
APRIL	176	132	97
MAY	163	108	91
JUNE	101	120	93
TOTAL	973	804	685

RESIDENTIAL BURGLARY

MONTH	2020	2021	2022
JANUARY	70	32	25
FEBRUARY	35	34	20
MARCH	46	31	17
APRIL	40	19	29
MAY	31	23	22
JUNE	24	21	24
TOTAL	246	160	137

ROBBERIES

MONTH	2020	2021	2022
JANUARY	23	25	28
FEBRUARY	22	23	21
MARCH	14	21	29
APRIL	28	19	35
MAY	37	21	24
JUNE	21	23	19
TOTAL	145	132	156

* Due to transitioning to the National Incident-Based Reporting System (NIBRS), some traffic offenses and warrant arrests are not captured in 2022.



Modesto Police Department 3 Year Crime Trend Comparison: 2022 Year to Date

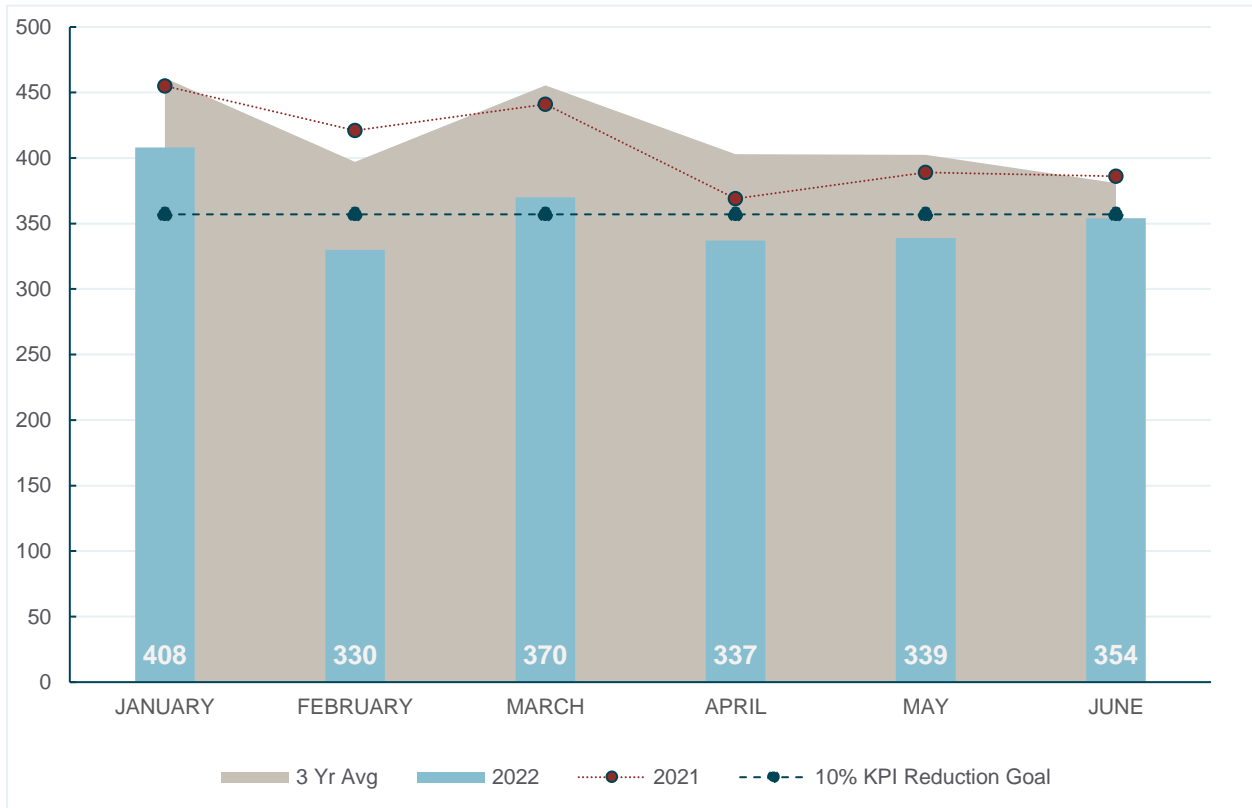
The following charts compare the number of incidents reported to the Modesto Police Department for June 2022 year-to-date to the 3-year average of 2020-2022. Year-to-year comparisons can result in drastic spikes, which are moderated when periods are averaged. This type of comparison results in a more accurate picture of crime trends and how the City of Modesto is doing this year.

Note: Some categories have a Key Performance Indicator (KPI) line that represents the current reduction goal from the previous year's total. This comparison does not consider the impact any changes in the law may have had.

Major Crime

2021 To 2022 Comparison			
2021	2022	Over/Under	% Change
2,461	2,138	-323	-13%

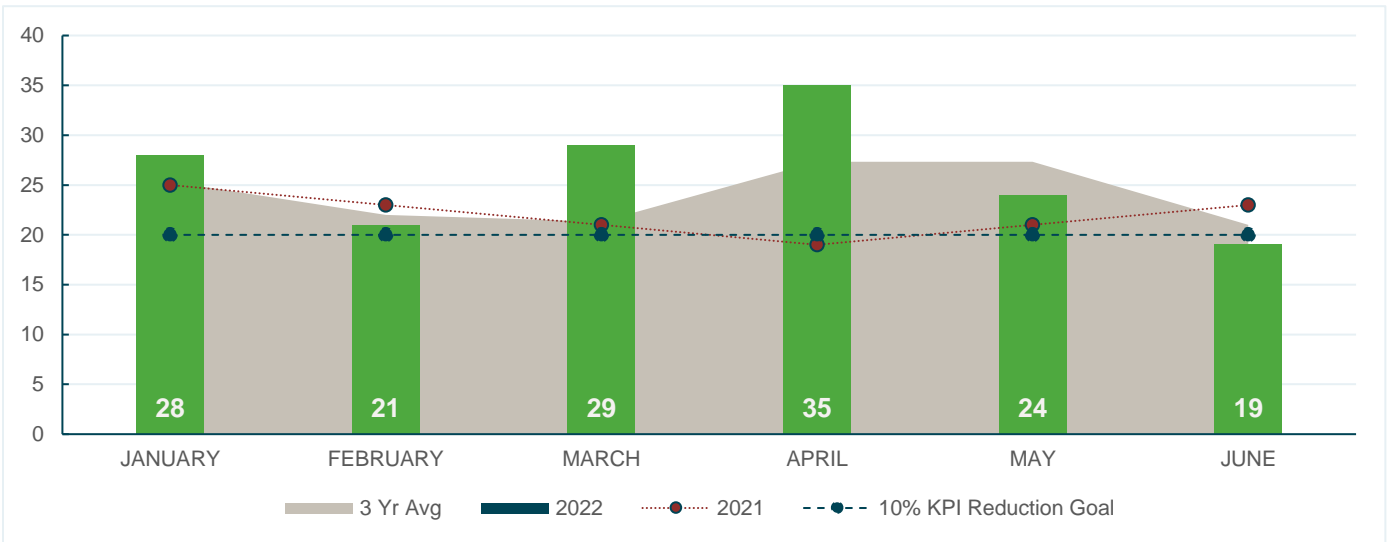
KPI Comparison (KPI/2022)					
Monthly Goal	Monthly Average	Monthly Goal Total	2022 Total	Over/Under KPI Goal	% Over/Under
357 Per Month	356	2,142	2,138	-4	-0.2%



Robberies

2021 To 2022 Comparison			
2021	2022	Over/Under	% Change
132	156	+24	+18%

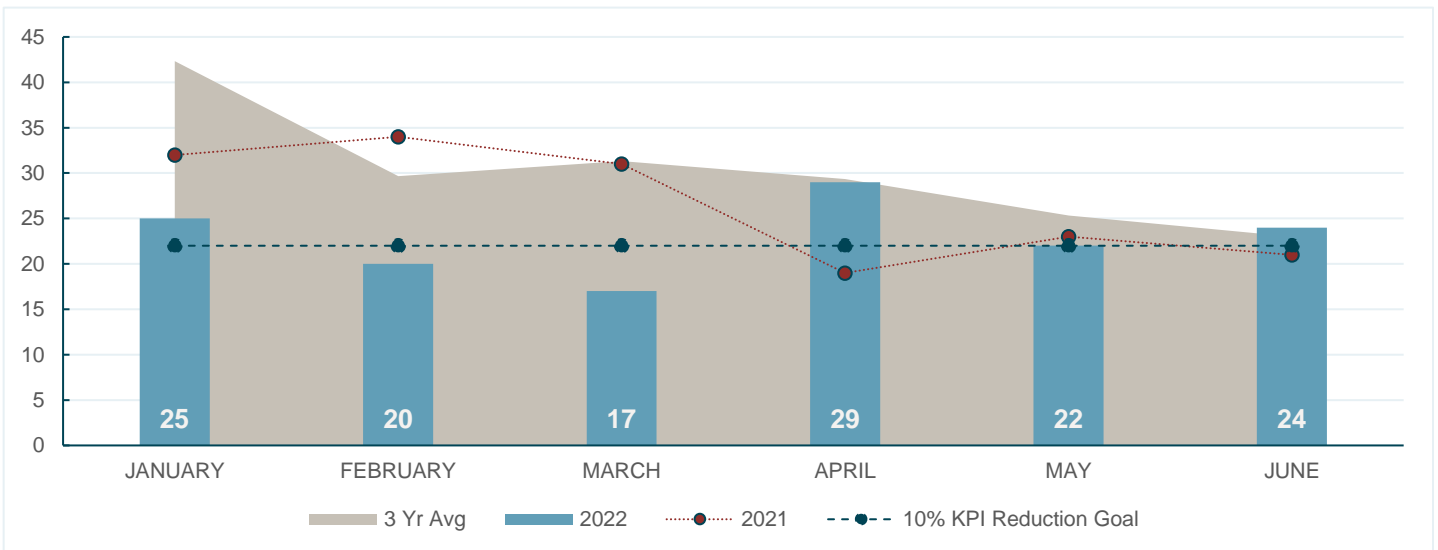
KPI Comparison (KPI/2022)					
Monthly Goal	Monthly Average	Monthly Goal Total	2022 Total	Over/Under KPI Goal	% Over/Under
20 Per Month	26	120	156	+36	+30%



Residential Burglary

2021 To 2022 Comparison			
2021	2022	Over/Under	% Change
160	137	-23	-14%

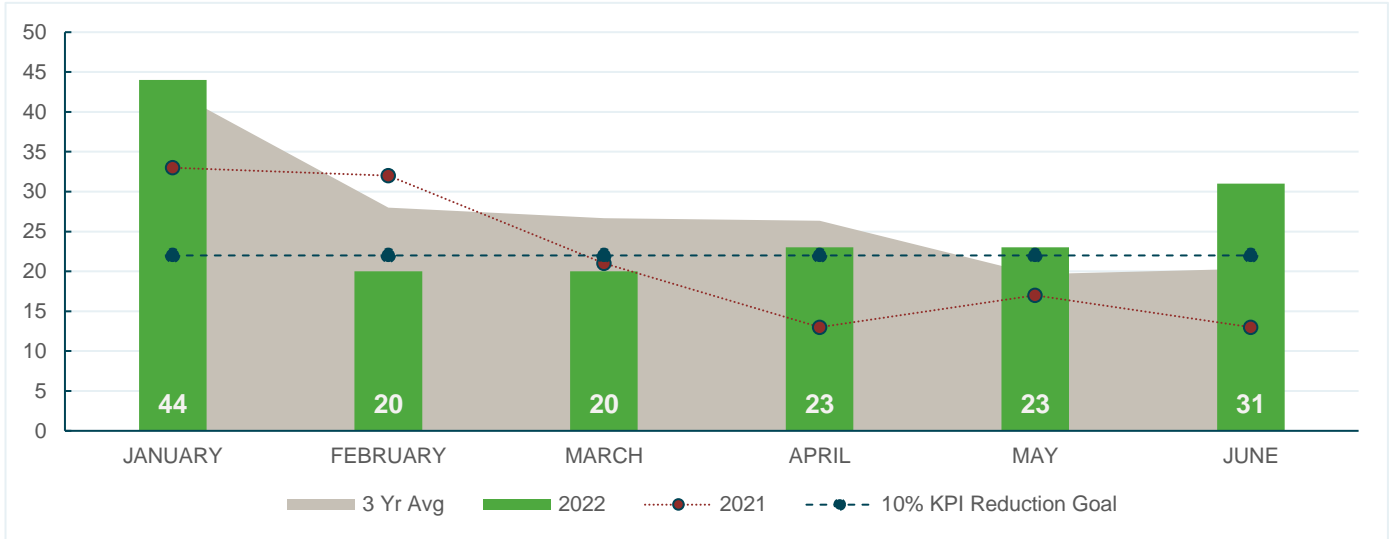
KPI Comparison (KPI/2022)					
Monthly Goal	Monthly Average	Monthly Goal Total	2022 Total	Over/Under KPI Goal	% Over/Under
22 Per Month	23	132	137	+5	+4%



Commercial Burglary

2021 To 2022 Comparison			
2021	2022	Over/Under	% Change
129	161	+32	+25%

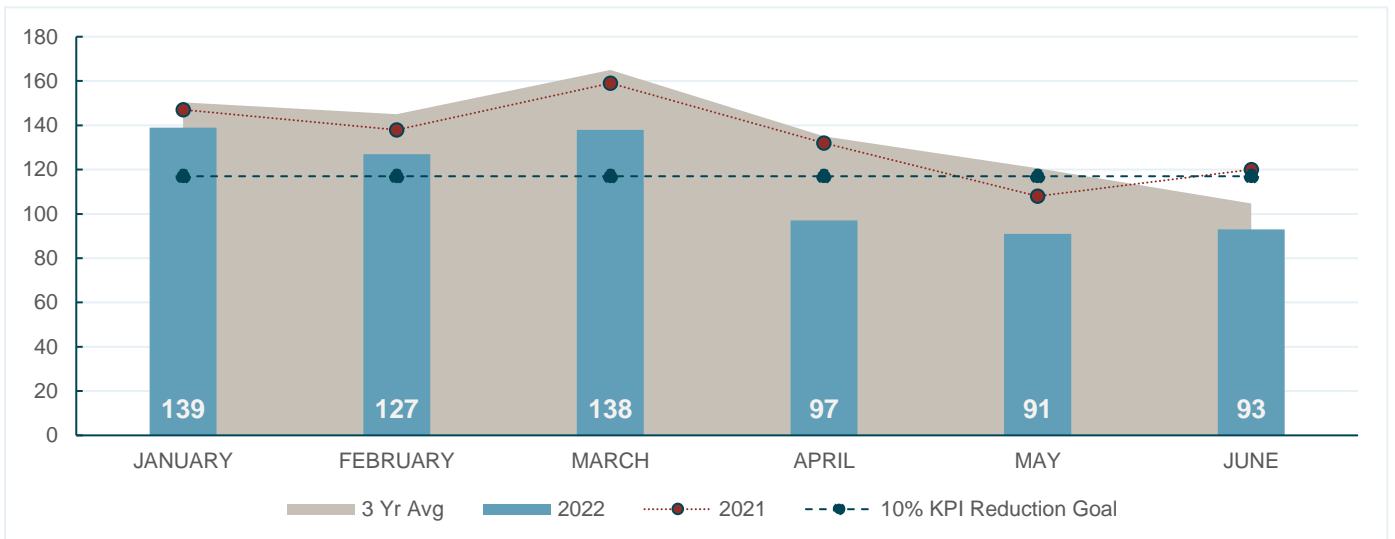
KPI Comparison (KPI/2022)					
Monthly Goal	Monthly Average	Monthly Goal Total	2022 Total	Over/Under KPI Goal	% Over/Under
22 Per Month	27	132	161	+29	+22%



Vehicle Larceny

2021 To 2022 Comparison			
2021	2022	Over/Under	% Change
804	685	-119	-15%

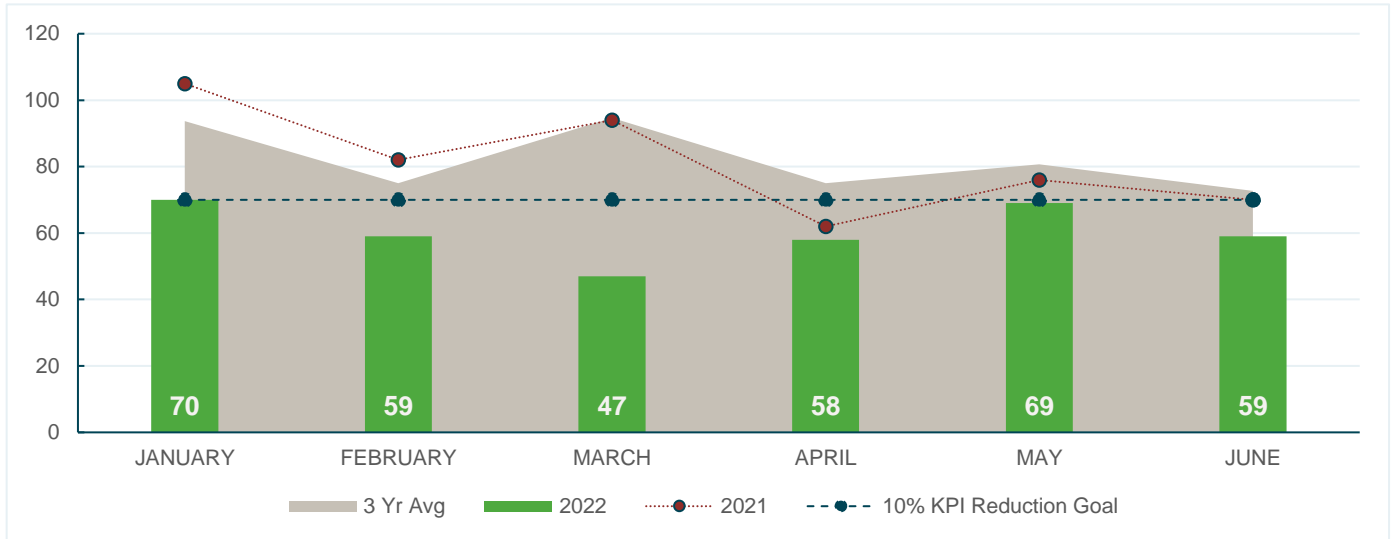
KPI Comparison (KPI/2022)					
Monthly Goal	Monthly Average	Monthly Goal Total	2022 Total	Over/Under KPI Goal	% Over/Under
117 Per Month	114	702	685	-17	-2%



Auto Theft

2021 To 2022 Comparison			
2021	2022	Over/Under	% Change
489	362	-127	-26%

KPI Comparison (KPI/2022)					
Monthly Goal	Monthly Average	Monthly Goal Total	2022 Total	Over/Under KPI Goal	% Over/Under
70 Per Month	60	420	362	-58	-14%

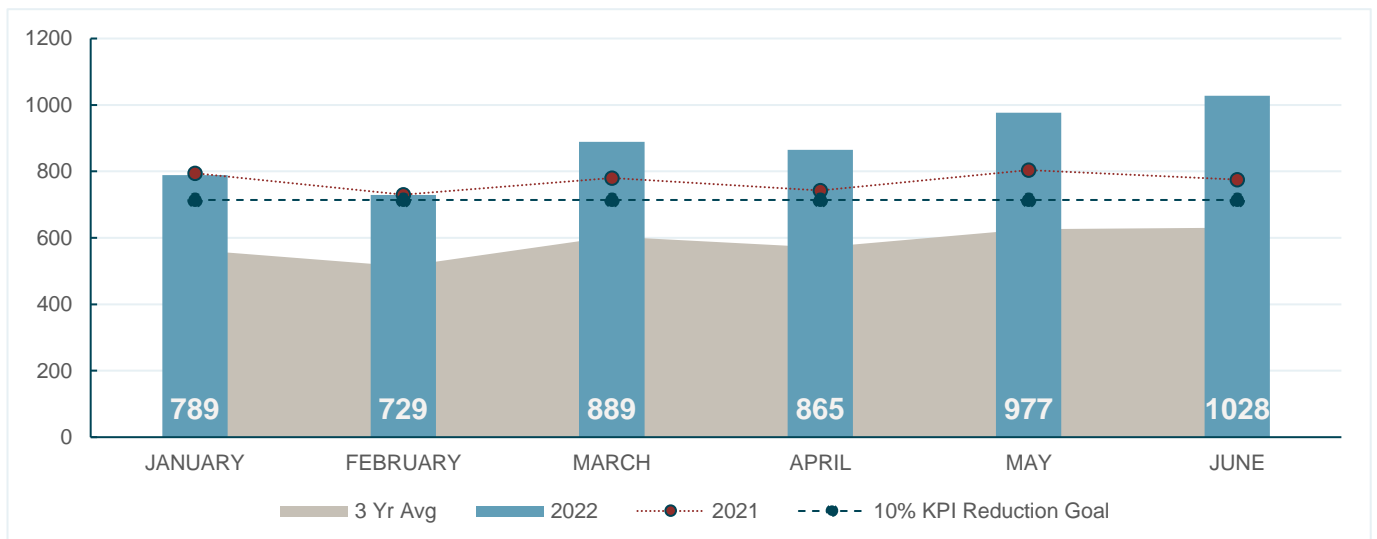


Quality of Life (CAD/P911 Only)

The following chart represents quality of life Calls For Service (CFS) initiated by citizens for the City of Modesto. These statistics are generated using Geoshield.

2021 To 2022 Comparison			
2021	2022	Over/Under	% Change
4,627	5,277	+650	+14%

KPI Comparison (KPI/2022)					
Monthly Goal	Monthly Average	Monthly Goal Total	2022 Total	Over/Under KPI Goal	% Over/Under
714 Per Month	880	4,284	5,277	+993	+23%



Measure L Projects

Virginia Corridor Trail & Pelandale Neighborhood Pavement Maintenance (Project Codes 101247 & 101249)

Expenses for 101247	
Project Budget	884,063
Encumbered	664,243
Expended	48,325
Available	171,495
Revenues for 101247	
City Funds	0
Federal Funds	0
State Funds	0
Measure L Funds	884,063
Total	884,063
Received	0

Expenses for 101249	
Project Budget	1,871,250
Encumbered	1,224,376
Expended	282,884
Available	363,990
Revenues for 101249	
City Funds	0
Federal Funds	0
State Funds	0
Measure L Funds	1,871,250
Total	1,871,250
Received	0

Estimated Completion Date: December 2022

Phase: Construction

Overall Project Details:

Work includes pavement maintenance in two areas: The area bound by Dale Road, Bangs Avenue, Tully Road, and Snyder Avenue (12.6 center line miles) and the Virginia Corridor Trail from College to Bowen (2 center line miles). Anticipated improvements include slurry seal surface treatment, restriping, and construction of new ADA compliant ramps in multiple locations. This will include signage and striping for a Class III bikeway on Snyder Avenue, and new pedestrian crossing with signage to be constructed at Stoddard Road and Orangeburg Avenue.



State Route 132 (SR-132) West Expressway (Project Code 101119)

Expenses	
Project Budget	125,482,720
Encumbered	1,369,558
Expended	101,570,643
Available	22,542,520

Revenues	
City Funds	
Federal Funds	9,870,886
State Funds	83,811,834
Measure L Funds	31,800,000
Total	125,482,720
Received	125,482,720



Estimated Completion Date: July 2022

Phase: Construction

Overall Project Details:

This project includes construction of an access-controlled, 2-lane expressway along a new alignment south of Kansas Avenue starting from the east side of State Route 99 (SR-99) at the base of the Needham Street Bridge west to Dakota Avenue and along Dakota Avenue to the existing SR-132/Maze Boulevard.

Latest Project Status:

In the month of July, construction began on the pedestrian path on the west side of North Carpenter Road, the eastbound couplet barrier was reconstructed, and hardscape improvements were completed on the SR-132 alignment.

Parks, Recreation & Neighborhoods

The Awesome Spot Playground (Project Code 100984)

Expenses	
Project Budget	615,250
Encumbered	0
Expended	18,442
Available	596,808

Revenues	
City Funds	107,000
Federal Funds	500,000
State Funds	0
Other Funds	8,250
Total	615,250
Received	8,250

Estimated Completion Date: Fall 2023

Phase: Construction

Overall Project Details: The Awesome Spot Playground Team (TASP) has partnered with the City, to design an all-inclusive playground at Beyer Community Park. The playground will feature sensory-integrated playground equipment designed to eliminate social, physical, and cognitive barriers from play.

Latest Project Status:

With the help of the Forestry Division, some of the park trees were removed to prepare for grading, which is expected to begin in August 2022.



Boys & Girls Club Modular Move (Project Code 101296)

Expenses	
Project Budget	723,964
Encumbered	13,546
Expended	593,221
Available	117,197

Revenues	
City Funds	0
Federal Funds	723,964
State Funds	0
Other Funds	0
Total	723,964
Received	572,873

Estimated Completion Date: Late Summer 2022

Phase: *Construction Completed!*

Overall Project Details: This project consists of the removal of the Boys & Girls Club modular building at Dr. Martin Luther King Jr. Park (formerly Mellis Park) and the installation of the modular building adjacent to the parking lot at Dryden Park Golf Course.

Latest Project Status:

During the month of July, the finishing touches were completed to the modular and the Boys & Girls Club was provided access to the building to start preparing for future programming.



Revard Park Playground Replacement (Project Code 101289)

Expenses	
Project Budget	87,952
Encumbered	28,284
Expended	58,536
Available	1,132

Revenues	
City Funds	10,000
Federal Funds	0
State Funds	77,952
Other Funds	0
Total	87,952
Received	0



Estimated Completion Date: Fall 2022

Phase: *Construction Completed!*

Overall Project Details:

On September 24, 2019, a large eucalyptus tree at Revard Park fell directly on the playground area causing significant damage to the playground equipment and rendering it unusable. The purchase and installation of new playground equipment was funded thanks to Proposition 68 Per Capita funding.

Latest Project Status:

The project construction started in July 2022 and was completed within a few weeks. After completion of a certified playground safety inspection, the playground was opened to the public on August 16, 2022.



Senior Playground at Ralston Tower Park (Project Code 100866)

Expenses	
Project Budget	1,255,000
Encumbered	633,254
Expended	491,491
Available	130,255

Revenues	
City Funds	0
Federal Funds	705,000
State Funds	550,000
Other Funds	0
Total	1,255,000
Received	401,606



Estimated Completion Date: Fall 2022

Phase: Construction

Overall Project Details:

The project consists of the complete renovation of Ralston Tower Park, focusing on a senior oriented park design due to its adjacency to senior housing. The project will include senior exercise equipment/playground, walking paths, game tables, open plaza, drinking fountain, beanbag toss, horseshoe pits, sidewalks, security lighting, landscaping, irrigation, and other site amenities.

Latest Project Status:

In July, the contractor began installation of the concrete pavers for the walking path and the fitness equipment.



SB 1 Project

2021/2022 Slurry/Crack Seal Work

Expenses	
Project Budget	2,171,854
Encumbered	0
Expended	1,471,802
Available	700,051

Revenues	
City Funds	0
Federal Funds	2,171,854
State Funds	0
Other Funds	0
Total	2,171,854
Received	4,049,565



Estimated Completion Date: October 2022

Phase: 7th Season of Annual Program

Overall Project Details:

The purpose of this program is to maintain and preserve the streets for the City of Modesto by applying Type II slurry made of emulsion oil and aggregate. SB1 funding provides an average of 95 lane miles of residential street preservation each season.

Latest Project Status:

The Streets Division completed another 20.56 lane miles of slurry seal application in the month of July. The 2022 Slurry Seal Season began on May 2, 2022 and will continue through October. A total of 65.88 lane miles has been completed for the 2022 calendar year.



Before



After

Utilities

River Trunk Realignment – Gravity System (Project Code 101290)

Expenses	
Project Budget	27,162,749
Encumbered	20,508,544
Expended	1,652,809
Available	5,001,396

Revenues	
City Funds	27,162,749
Federal Funds	0
State Funds	0
Other Funds	0
Total	0
Received	0



Equipment mobilized in preparation for pipe installation

Estimated Completion Date: Summer 2023

Phase: Construction

Overall Project Details:

The project was created to address the flow capacity deficiencies and aging infrastructure for the river Trunk. The gravity system is phase two of the three phase realignment project. It consists of over 9,000 linear feet of large diameter gravity sewer pipe, and adjacent water main rehabilitation on Colorado Avenue.

Latest Project Status:

At the 7th Street diversion structure, preparations have been made for tie-in of foul air ducts from the biofilter to the diversion structure hatch. For alignment on Garden Avenue and Colorado Avenue, there have been discussions regarding the potential realignment of pipeline along Garden Avenue to avoid interference with existing residence fence lines as well as a site walk to discuss the Modesto Irrigation District (MID) reroute. In the staging area, equipment in preparation for pipe installation was mobilized and various materials along with PVC waterline piping were delivered for placement on Colorado Avenue.



Delivery of PVC C900 waterline pipe



Armorock MH materials for installation at junction structures

River Trunk Realignment – Shackelford (Project Code 101291)

Expenses	
Project Budget	14,593,613
Encumbered	2,678,282
Expended	8,371
Available	11,906,960

Revenues	
City Funds	14,593,613
Federal Funds	0
State Funds	0
Other Funds	0
Total	0
Received	0



Estimated Completion Date: Winter 2023

Phase: Construction

Overall Project Details:

The River Trunk Realignment Shackelford Pump Station Project will redirect flow from the existing river trunk line to the new river trunk line that is going to be installed along Colorado Avenue as a part of the Gravity System project which is currently under construction. The project will also incorporate a gravity line from Neece Drive to the new river trunk and plug the line that goes into the existing river trunk line. The wastewater from the Dryden Golf Course clubhouse will also be brought into the new river trunk line under this project.

Latest Project Status:

The construction project has started, finish grading has been completed at the staging area, the existing fence has been relocated and the temporary fence has been installed.



Tanks 5 & 12 Recoat & Repairs Project (Project Code 101334)

Expenses	
Project Budget	5,804,000
Encumbered	196,945
Expended	1,710,286
Available	3,896,769

Revenues	
City Funds	5,804,000
Federal Funds	0
State Funds	0
Other Funds	0
Total	0
Received	0

Estimated Completion Date: August 2022

Phase: Construction

Overall Project Details: The City of Modesto periodically schedules recoating of the inside and outside of tanks as part of the routine maintenance of the City's water storage tanks. This project will include the preparation and recoating of Tank 5 located at 2400 Merle Avenue and Tank 12 located at 2616 Elm Avenue.

Latest Project Status:

Construction is 96% complete. Most of the contract work pertaining to Tank 5 and all contract work pertaining to Tank 12 have been completed. Although minimal contract items remain for Tank 5, the City generated a punch-list to address any work requiring remediation for Tanks 5 and 12. Both tanks have been filled, sampled, and have entered beneficial use with the City of Modesto.



Tank 5 Exterior Coating



Tank 5 Interior Complete



Tank 12 Exterior Final Coating



Tank 12 Interior Complete

Transit Center Improvements and Transit Center Addition (Project Codes 101338 & 101339)

Expenses	
Project Budget	6,669,295
Encumbered	3,526,530
Expended	2,282,552
Available	860,213

Revenues	
City Funds	6,669,295
Federal Funds	0
State Funds	0
Other Funds	0
Total	0
Received	0

Estimated Completion Date: Spring 2023

Phase: Construction

Overall Project Details: Improvements to the Transit Center are comprised of diverse building and site upgrades as well as rehabilitation to the historic downtown Transit Center. The historic building will receive repairs and rehabilitation work to the existing historic finishes. New spaces will receive finishes in harmony with the historic character of the original building. The Transit Center Addition will add approximately 540 square feet onto the existing building to accommodate new dispatch space.

Latest Project Status:

During this past month, the contractor completed the landscape irrigation work along 9th Street, retrofitted deteriorated framing at the existing bus shelter columns, and began work on the electrical and plumbing. Additionally, the interior and exterior shear walls have been installed at the Transit Center Addition structure.



Wastewater Building Upgrades (Project Code 101004)

Expenses	
Project Budget	1,272,000
Encumbered	196,098
Expended	790,640
Available	285,262

Revenues	
City Funds	1,272,000
Federal Funds	0
State Funds	0
Other Funds	0
Total	0
Received	0



Estimated Completion Date: Summer 2022

Phase: Construction

Overall Project Details:

This project will provide improvements to three existing buildings at the Jennings Wastewater Treatment Plant. Building work will include demolition and installation of new walls, and roofs. The project also includes a new structure for vehicle parking and a new enclosure for an existing canopy of an existing shop building.

Latest Project Status:

For the Equipment Storage Building, the moment frame welds have been inspected and the steel beams have been installed. The roll-up doors have been installed on the Tertiary Building. Construction is progressing and is anticipated to be completed by the end of September.



Well 71 Surface Improvements (Project Code 101084)

Expenses	
Project Budget	3,559,536
Encumbered	106,842
Expended	2,903,143
Available	549,551

Revenues	
City Funds	3,559,536
Federal Funds	0
State Funds	0
Other Funds	0
Total	0
Received	0



Estimated Completion Date: September 2022

Phase: *Construction Completed!*

Overall Project Details:

This project will provide site improvements for Well 71 located at 2501 Brenner Way in Modesto. Improvements include a 1,500 gallons-per-minute potable water well, pump house, flush line, and generator. Sub-surface improvements of the well were completed in January 2019.

Latest Project Status:

Contract work within the site and the concrete masonry building has been substantially completed. The contractor tested stages of operational equipment and the pump representative was on site for testing. Tesco has completed their pre-operational check-out for the electrical equipment and controls. The well has also been run out to waste and Bac-T and Title 22 samples have been taken. We are waiting for the results of the Title 22 samples to acquire the Permit to Operate. City staff is currently drafting a punch list to provide to contractor.



Design Phase

<i>Department</i>	<i>Project Name</i>	<i>Design Amount</i>	<i>Total Project Amount</i>
<i>Community & Economic Development</i>	Bike Trail along MID Canal (Funded by Measure L)	117,222	1,092,054
<i>Community & Economic Development</i>	Claratina - McHenry/Coffee 4 Lane	1,402,167	6,062,911
<i>Community & Economic Development</i>	Claratina Phase 1 – Hetch Hetchy Crossing	200,000	6,270,000
<i>Community & Economic Development</i>	Paradise Road ATP Cycle III (Funded by Measure L)	25,000	25,000
<i>Community & Economic Development</i>	Systemic Safety Analysis Report Program (Funded by Measure L)	250,000	250,000
<i>Community & Economic Development</i>	Tully Road Safety Improvements (Funded by Measure L)	34,538	411,183
<i>Modesto Fire</i>	MFD Station No.1 Roof Replacement	25,000	337,850
<i>Parks, Recreation & Neighborhoods</i>	Carpenter Road Soccer Complex	35,600	1,035,000
<i>Parks, Recreation & Neighborhoods</i>	Cesar E. Chavez Park Renovation	950,000	8,500,000
<i>Parks, Recreation & Neighborhoods</i>	Downey Shade Structure Replacement	25,000	350,000
<i>Parks, Recreation & Neighborhoods</i>	Mary E. Grogan Park Phase 2	329,288	2,963,588
<i>Parks, Recreation & Neighborhoods</i>	Tuolumne River Regional Park (TRRP) Neece Drive Boat Launch	188,000	805,000
<i>Parks, Recreation & Neighborhoods</i>	Tuolumne River Regional Park (TRRP) River Overlook	185,806	849,940
<i>Parks, Recreation & Neighborhoods</i>	Virginia Corridor Phase 7	750,000	4,674,923

Design Phase

<i>Department</i>	<i>Project Name</i>	<i>Design Amount</i>	<i>Total Project Amount</i>
<i>Utilities</i>	Caustic Soda Handling Facility	43,041	3,216,250
<i>Utilities</i>	Facultative Biosolids Removal	16,379	1,650,000
<i>Utilities</i>	Grayson Strengthen & Replace	53,651	2,200,000
<i>Utilities</i>	Highway Village Strengthen & Replace Water Mains	112,187	4,074,366
<i>Utilities</i>	Jennings Command Center & Restroom	80,000	700,000
<i>Utilities</i>	La Loma Phase 2C Strengthen & Replace Water Mains	76,197	8,147,533
<i>Utilities</i>	La Loma Phase 3A Strengthen & Replace Water Mains	241,873	4,579,706
<i>Utilities</i>	La Loma Sewer	150,000	4,000,000
<i>Utilities</i>	New Tivoli Sewer Main to Sonoma	40,789	2,000,000
<i>Utilities</i>	Sutter Parking Lot & Security Upgrade	326,004	6,205,176
<i>Utilities</i>	Sutter Trunk Rehabilitation and Reliability	360,308	5,262,011
<i>Utilities</i>	Tivoli Lift Station	181,899	3,039,400
<i>Utilities</i>	Woodland Lift Station Rehabilitation	70,301	1,543,616

In accordance with the requirements of Title II of the Americans with Disabilities Act (“ADA”) of 1990, the Fair Employment & Housing Act (“FEHA”), the Rehabilitation Act of 1973 (as amended), Government Code section 11135 and other applicable codes, the City of Modesto (“City”) will not discriminate against individuals on the basis of disability in the City’s services, programs, or activities. For more information, please visit the City of Modesto website at <https://www.modestogov.com/865/Americans-with-Disabilities-Act-ADA>