



DECEMBER 2022

CITY MANAGER'S UPDATE



Monthly Report
to the City of Modesto
City Council & Community

City Managers Monthly Update



Table of Contents

Awards.....	3
Financial Report.....	4
Grant Applications....	10
Police Department....	11
Community & Economic Development Measure L Projects....	19
Parks, Recreation & Neighborhoods.....	21
Public Works SB 1 Project.....	23
Utilities.....	24
Design Phase.....	29

Council and Community:

Please accept this report on projects and initiatives as part of the City's Capital Improvement Program as we close out calendar year 2022. In the pages that follow, you will find an in-depth look at this progress.

The City of Modesto is the recipient of another award! Our Community & Economic Development department has been recognized by the National Community Development Association for collaborating with the Center for Human Services in the development of the Youth Navigation Center. More details can be found on the following page.

The Financial Report shows that the City received revenues in the amount of \$18.48 million in the month of December, \$7.9 million greater than what was received in the same month last year. To date, the General Fund has received approximately 29.1% of the total budgeted revenues for Fiscal Year 2022-23. The City has expended \$12.8 million in General Fund dollars, which represents approximately 7% of the total Fiscal Year 2022-23 Operating Budget. The financial report can be found on page 4.

Starting on page 19, **Community & Economic Development** reports on several Measure L projects including an update on State Route 132 which is 95% complete. The southbound 5th Street ramp is open, and construction continues on the pedestrian path on North Carpenter Road.

Public Works has applied for several grants. Keep America Beautiful® awards cities through their Martin Luther King Jr. (MLK) Community Improvement Grant to support areas in and around MLK Corridors and neighborhoods across the United States. The City has applied for a \$10,000 grant. The Department of Resources Recycling and Recovery (CalRecycle) offers the Local Government Waste Tire Enforcement Grant Program. The purpose of the grant is to provide sufficient, stable, and non-competitive funding to California jurisdictions for the enforcement of waste tire permitting, hauling and storage laws. The City has applied for a \$40,000 grant. Grant application details are on page 9 of this report.

In addition, the 8th season of the SB1 Slurry/Crack Seal project has begun. The purpose of this program is to maintain and preserve the streets of Modesto. 5.1 lane miles of crack seal application was completed in the month of December and those details can be found on page 23.

I hope that you find this information on the latest developments in our city useful. Please share this information so that our residents are up to date on the latest developments.

A handwritten signature in blue ink that reads "Joseph P. Lopez".

Joseph P. Lopez
City Manager



The City of Modesto has been awarded the Audrey Nelson Award by the National Community Development Agency (NCDA) recognizing the exemplary use of Community Development Block Grant (CDBG) funding for the collaboration with the Center for Human Services in the development of the Youth Navigation Center (YNC) located at 2008 W. Briggsmore Avenue.

Prior to the opening of the Youth Navigation Center in the Fall of 2021, there was no specific system of care for youth experiencing homelessness within Stanislaus County. The YNC is a new low-barrier emergency shelter for 18-24-year-olds and includes a partner-run drop-in center. The YNC offers a coordinated access point for youth, outreach, and navigation services, which enables youth to access housing options through the Coordinated Entry system, which includes Trauma Informed Care, Harm Reduction, Housing First, and People First Language.

This award honors our staff's outstanding achievement and commitment in providing best-in-class services to our neighborhoods and their lower-income residents through their innovative use of CDBG (including Section 108) funds.

The award will be presented at the NCDA annual conference in Washington DC on January 27th. Congratulations to our Community Development staff led by *Jessica Hill* for all their efforts in making the YNC a reality!

Fiscal Year 2022-23 December Financial Report

City of Modesto, California
Through December 31, 2022*

General Fund Overview

	Monthly Actuals Received/ Expended	Monthly % of Total Budget	YTD Actuals	2022-23 Operating Budget	% of Total Budget Received/ Expended
Revenues	\$ 18,477,695	10.9%	\$ 49,527,420	\$ 170,108,540	29.1%
Expenditures	\$ 12,778,378	7.0%	\$ 89,602,664	\$ 181,769,772	49.3%
Revenue Over Expenditure Variance	\$ 5,699,317		\$ (40,075,244)	\$ (11,661,232)	

Summary

Revenue Overview

In the month of December, the City received revenues in the amount of \$18.48M (10.9% of budget). These revenues are \$7.9M more than the amount received in the same month last year which was driven by an accounting distribution of Fair Market Value in the month. This is for all funds but is housed in the General Fund during the fiscal year. Fiscal-year-to-date, the City has received \$49.5M in revenues (29.1% of budget), which are \$5.7M more than the amount received in the same period last year.

Fiscal Year 2022-23 includes the fourth year of the Oakdale Fire Service contract which has fiscal-year-to-date revenue of \$2.8M. This is the second year of the Fire Service Contracts for City of Ceres, City of Turlock, and Stanislaus Consolidated. Fiscal-year-to-date revenue for City of Ceres is \$3.5M, City of Turlock is \$174K, and revenues for Stanislaus Consolidated is \$124K. Recently, the Council approved the Fire Service Contract for City of Salida with fiscal-year-to-date revenue of \$307K.

Expenditure Overview

In the month of December, the City has expended \$12.8M (7.0% of budget) in General Fund dollars. These expenditures are \$247K less than the amount spent in the same month last year. Fiscal-year-to-date, the City has expended \$89.6M (49.3% of budget). These expenditures are \$4.18M higher than the amount spent in the same period last year.

Fiscal Year 2022-23 includes the fourth year of the Oakdale Fire Service contract which has a fiscal-year-to-date expenditure of \$2.9M. This is the second year of the Fire Service Contracts for City of Ceres, City of Turlock, and Stanislaus Consolidated. Fiscal-year-to-date expenditure for City of Ceres is \$3.5M, City of Turlock is \$130K, and expenditure for Stanislaus Consolidated is \$129K. Recently, the Council approved Fire Service Contract for City of Salida with fiscal-year-to-date expenditure of \$210K.

The majority of departmental expenditures that occurred during this period originated from the Public Safety Departments (\$9.8M of the total \$12.8M) and were mainly related to salary and benefit charges. The salary and benefit expenses for the Police and Fire Departments totaled \$7.9M. All remaining salary and benefit expenditures from the General Fund departments totaled \$1.6M, for a total salary and benefit expenditure of \$9.5M.

Fiscal Year 2022-23

December Financial Report

City of Modesto, California
Through December 31, 2022*

General Fund Revenues Overview

Revenue Category	Monthly Actuals Received	Monthly % of Total Budget	YTD Actuals	2022-23 Operating Budget	% of Total Budget Received
1 Property Tax - Property	54,808	0.3%	370,541	20,644,000	1.8%
2 Property Tax - VLF Swap	-	0.0%	-	20,149,001	0.0%
3 Sales Tax	3,121,510	7.9%	13,576,520	39,270,902	34.6%
4 Utility Users Tax	1,298,055	6.2%	8,343,495	20,950,000	39.8%
5 Business License/Mill Tax	169,432	1.2%	4,904,550	14,250,000	34.4%
6 Franchise Fees	14,248	0.3%	1,243,069	5,333,800	23.3%
7 Transient Occupancy Tax	269,625	8.1%	1,553,603	3,338,441	46.5%
8 Construction Revenues	208,472	7.5%	1,297,030	2,791,770	46.5%
9 Departmental Revenues	13,176,139	35.3%	16,884,064	37,371,986	45.2%
10 Motor Vehicle Fees	45,073	11.9%	91,669	380,000	24.1%
11 Cannabis Tax	120,335	2.4%	1,262,881	5,000,000	25.3%
12 Transfers In	-	0.0%	-	628,640	0.0%
Total	18,477,697	10.9%	49,527,422	170,108,540	29.1%

October Actuals Notes

- 1 **Property Tax - Property** - Payments will be received in December/January and April/May.
- 2 **Property Tax - VLF Swap** - Payments will be received in December/January and April/May.
- 3 **Sales Tax** - The City received payment in the amount of \$3.12M. This payment is \$52K less than the amount received in the same month last year. Fiscal-year-to-date, the City has received \$13.6M in revenues, which is \$507K greater than the amount received in the same period last year.
- 4 **Utility Users Tax** - The City received payment in the amount of \$1.3M. This payment is \$16K greater than the amount received in the same month last year. Fiscal-year-to-date, the City has received \$8.3M in revenues, which is \$78K greater than the amount received in the same period last year.
- 5 **Business License/Mill Tax** - The City received payment in the amount of \$170k. This payment is \$155K less than the amount received in the same month last year. Fiscal-year-to-date, the City has received \$4.9M in revenues, which is \$455K greater than the amount received in the same period last year.
- 9 **Departmental Revenues** - The City received Departmental revenues in the amount of \$13.2M. These revenues are \$8.4M more than the amount received in the same month last year. Fiscal-year-to-date, the City has received \$16.9M in revenues, which is \$5.5M more than the amount received in the same period last year.
- 11 **Cannabis Tax** - The City received payment in the amount of \$120K. This payment is \$225K less than the amount received in the same month last year. Fiscal-year-to-date, the City has received \$1.26M in revenues, which is \$695K less than the amount received in the same period last year.
- 12 **Transfers In** - The majority of the transfers are typically processed in June.

Fiscal Year 2022-23 December Financial Report

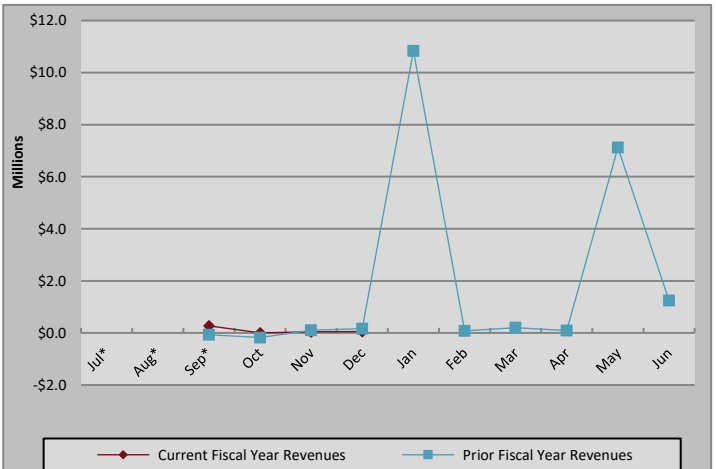
City of Modesto, California
Through December 31, 2022*

General Fund Revenue Overview

GENERAL FUND MAJOR REVENUE SOURCES

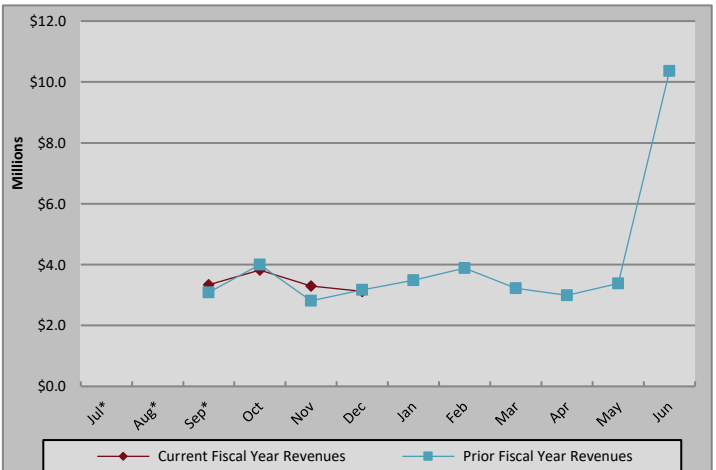
Property Tax - Property

	Current Fiscal Year Revenues	Prior Fiscal Year Revenues	Year-over-Year Variance
July*			
August*			
September*	\$ 272,778	\$ (70,693)	\$ 343,471
October	\$ -	\$ (178,101)	\$ 178,101
November	\$ 42,955	\$ 98,551	\$ (55,596)
December	\$ 54,808	\$ 162,790	\$ (107,982)
January		\$ 10,839,014	
February		\$ 77,368	
March		\$ 206,001	
April		\$ 87,359	
May		\$ 7,125,954	
June		\$ 1,247,375	
Totals	\$ 370,541	\$ 19,595,618	\$ 357,994



Sales Tax

	Current Fiscal Year Revenues	Prior Fiscal Year Revenues	Year-over-Year Variance
July*			
August*			
September*	\$ 3,340,293	\$ 3,088,263	\$ 252,030
October	\$ 3,821,572	\$ 3,997,134	\$ (175,562)
November	\$ 3,293,145	\$ 2,810,198	\$ 482,947
December	\$ 3,121,510	\$ 3,173,866	\$ (52,356)
January		\$ 3,480,521	
February		\$ 3,887,497	
March		\$ 3,224,199	
April		\$ 2,991,741	
May		\$ 3,377,038	
June		\$ 10,359,193	
Totals	\$ 13,576,520	\$ 40,389,650	\$ 507,059



*Accrual reversals occur in July, August, and September. To address this, July and August revenues are reported in September.

Fiscal Year 2022-23 December Financial Report

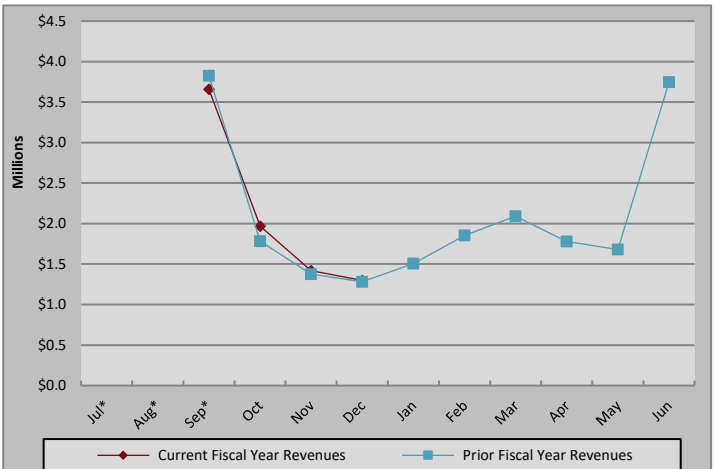
City of Modesto, California
Through December 31, 2022*

General Fund Revenue Overview

GENERAL FUND MAJOR REVENUE SOURCES

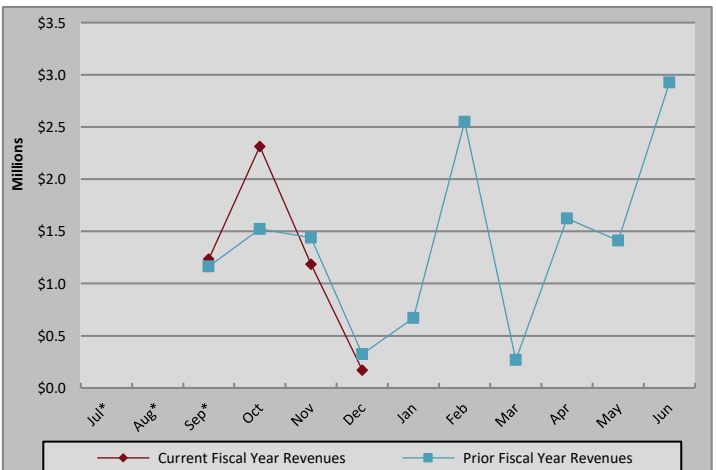
Utility Users Tax

	Current Fiscal Year Revenues	Prior Fiscal Year Revenues	Year-over-Year Variance
July*			
August*			
September*	\$ 3,658,357	\$ 3,826,506	\$ (168,149)
October	\$ 1,967,603	\$ 1,781,897	\$ 185,706
November	\$ 1,419,480	\$ 1,375,231	\$ 44,249
December	\$ 1,298,055	\$ 1,281,929	\$ 16,126
January		\$ 1,505,570	
February		\$ 1,852,933	
March		\$ 2,091,669	
April		\$ 1,778,097	
May		\$ 1,679,930	
June		\$ 3,744,892	
Totals	\$ 8,343,495	\$ 20,918,654	\$ 77,932



Business License/Mill Tax

	Current Fiscal Year Revenues	Prior Fiscal Year Revenues	Year-over-Year Variance
July*			
August*			
September*	\$ 1,235,260	\$ 1,163,142	\$ 72,118
October	\$ 2,314,658	\$ 1,523,382	\$ 791,276
November	\$ 1,185,200	\$ 1,438,294	\$ (253,094)
December	\$ 169,432	\$ 324,491	\$ (155,059)
January		\$ 669,391	
February		\$ 2,549,716	
March		\$ 268,185	
April		\$ 1,624,016	
May		\$ 1,412,672	
June		\$ 2,926,267	
Totals	\$ 4,904,550	\$ 13,899,556	\$ 455,241



*Accrual reversals occur in July, August, and September. To address this, July and August revenues are reported in September.

Fiscal Year 2022-23 December Financial Report

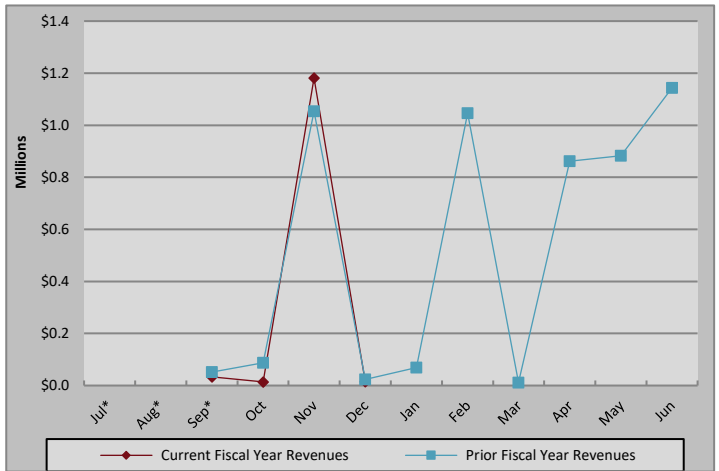
City of Modesto, California
Through December 31, 2022*

General Fund Revenue Overview

GENERAL FUND MAJOR REVENUE SOURCES

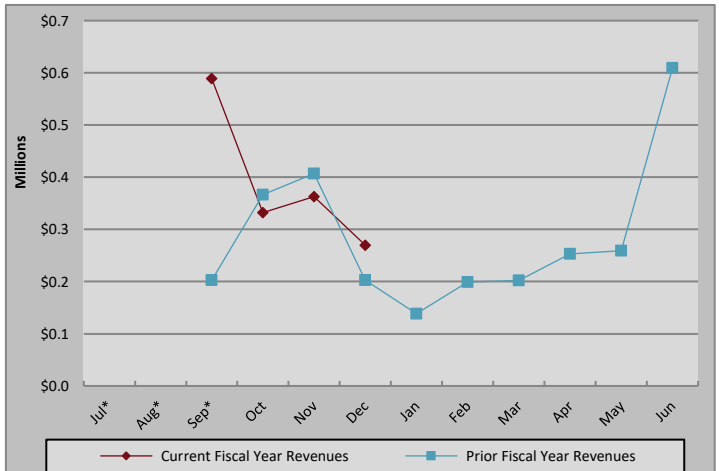
Franchise Fees

	Current Fiscal Year Revenues	Prior Fiscal Year Revenues	Year-over-Year Variance
July*			
August*			
September*	\$ 33,458	\$ 51,505	\$ (18,047)
October	\$ 13,980	\$ 87,343	\$ (73,363)
November	\$ 1,181,383	\$ 1,053,205	\$ 128,178
December	\$ 14,248	\$ 23,058	\$ (8,810)
January		\$ 69,477	
February		\$ 1,046,525	
March		\$ 11,630	
April		\$ 862,325	
May		\$ 883,059	
June		\$ 1,143,258	
Totals	\$ 1,243,069	\$ 5,231,385	\$ 27,958



Transient Occupancy Tax

	Current Fiscal Year Revenues	Prior Fiscal Year Revenues	Year-over-Year Variance
July*			
August*			
September*	\$ 588,721	\$ 202,606	\$ 386,115
October	\$ 332,331	\$ 366,691	\$ (34,360)
November	\$ 362,926	\$ 407,056	\$ (44,130)
December	\$ 269,625	\$ 202,736	\$ 66,889
January		\$ 138,503	
February		\$ 198,937	
March		\$ 201,930	
April		\$ 253,272	
May		\$ 259,403	
June		\$ 609,097	
Totals	\$ 1,553,603	\$ 2,840,231	\$ 374,514



*Accrual reversals occur in July, August, and September. To address this, July and August revenues are reported in September.

Fiscal Year 2022-23 December Financial Report

City of Modesto, California
Through December 31, 2022*

General Fund Expenditures Overview

Department	Monthly Actuals Expended	Monthly % of Total Budget	YTD Actuals	2022-23 Operating Budget	% of Total Budget Expended
1 City Council	60,012	11.8%	260,814	506,560	51.5%
2 City Manager's Office	219,738	7.1%	1,734,702	3,096,260	56.0%
3 City Attorney's Office	146,093	8.1%	782,057	1,804,143	43.3%
4 City Clerk's Office	40,625	2.8%	307,451	1,448,565	21.2%
5 Office of the City Auditor	32,324	6.5%	139,588	495,574	28.2%
6 Finance Department	482,489	7.8%	3,087,243	6,176,892	50.0%
7 Community & Economic Development	513,982	7.4%	3,490,259	6,989,692	49.9%
8 Human Resources Department	139,600	7.7%	991,496	1,803,065	55.0%
9 Fire Department	4,731,616	8.0%	34,182,987	59,133,740	57.8%
10 Police Department	5,077,232	6.7%	37,589,199	75,515,295	49.8%
11 Parks, Recreation & Neighborhoods	1,298,739	8.0%	6,947,296	16,140,789	43.0%
12 Public Works Department	-	N/A	-	(0)	N/A
13 Non-Departmental	4,576	1.0%	58,221	473,400	12.3%
14 Transfers Out	31,353	0.4%	31,353	8,185,796	0.4%
Total	12,778,379	7.0%	89,602,666	181,769,770	49.3%

October Actuals Notes

- 1 City Council - The City Council had a total of \$60K in expenditures in the month of December. \$42.6K of the expenditures were from salary and benefit expense, \$11.5K were for internal service fund changes, and \$5.8K were for discretionary expenses.
- 2 City Manager's Office - The City Manager's Office had a total of \$220K in expenditures in the month of December. \$195K of the expenditures were from salary and benefit expense, \$17.8K were for internal service fund changes, and \$6.6K were for discretionary expenses.
- 3 City Attorney's Office - The City Attorney's Office had a total of \$146K in expenditures in the month of December. \$43.9K of the expenditures were from salary and benefit expense, \$12.2K were for internal service fund changes, and \$90K were for discretionary expenses.
- 6 Finance Department - The Finance Department had a total of \$482K in expenditures in the month of December. \$328K of the expenditures were from salary and benefit expense, \$43.5K were for internal service fund changes, and \$116K were for discretionary expenses. There was also \$4.3K received as an offsetting expense for direct charge revenue.
- 7 Community & Economic Development (CED) - CED had a total of \$514K in expenditures in the month of December. \$318K of the expenditures were from salary and benefit expense, \$95.1K were for internal service fund changes, and \$116K were for discretionary expenses. There was also \$16.2K received as an offsetting expense for direct charge revenue.
- 9 Fire Department - The Fire Department had a total of \$4.73M in expenditures in the month of December. \$4.3M of the expenditures were from salary and benefit expense, \$152K were for internal service fund changes, and \$282K were for discretionary expenses.
- 10 Police Department - The Police Department had a total of \$5.1M in expenditures in the month of December. \$3.7M of the expenditures were from salary and benefit expense, \$344K were for internal service fund changes, and \$1.1M were for discretionary expenses. There was also \$46K received as an offsetting expense for direct charge revenue.

Grant Applications

November / December 2022

Applications

Grant Title	Month	Awarding Agency	City Department/ Division	Grant Application Amount	Grant Application Local Match Amount	Local Match Source
Tire Enforcement Grant Cycle (TEA30)	Nov-22	CalRecycle	Public Works	\$ 40,000	0	N/A
Beverage Container Recycling City/County Payment Program FY 22-23	Nov-22	CalRecycle	Public Works	\$ 55,000	0	N/A
Keep America Beautiful (KAB) Community Grant - MLK Jr. Community and Neighborhood Building Grant	Dec-22	Keep America Beautiful	Public Works	\$ 10,000	0	N/A
				\$ 105,000	\$ -	

Modesto Police Department

Incident Arrest and Crime Statistics

December 2022

ARRESTS AND CITATIONS

MONTH	2020	2021	2022
JANUARY	2170	1523	738
FEBRUARY	2102	1578	921
MARCH	1496	1492	988
APRIL	2367	1489	853
MAY	2882	1549	1021
JUNE	1661	1555	1079
JULY	2139	1603	1136
AUGUST	2402	1380	892
SEPTEMBER	2666	1473	1261
OCTOBER	1843	1227	928
NOVEMBER	1267	1070	963
DECEMBER	1269	906	1132
TOTAL	24264	16845	11912

Year to Date Comparison 2021 to 2022		
Crime Type	Over/Under	% Change
Major Crime	-348	-7%
Auto Theft	-122	-13%
Commercial	13	4%
Larceny	-124	-8%
Residential	-5	-2%
Robbery	38	14%

MAJOR CRIMES

MONTH	2020	2021	2022
JANUARY	520	455	407
FEBRUARY	440	421	336
MARCH	555	441	388
APRIL	503	369	363
MAY	479	389	355
JUNE	403	386	379
JULY	332	383	333
AUGUST	328	420	357
SEPTEMBER	357	384	356
OCTOBER	359	406	457
NOVEMBER	406	401	351
DECEMBER	431	350	352
TOTAL	5113	4805	4434

AUTO THEFT

MONTH	2020	2021	2022
JANUARY	106	105	70
FEBRUARY	84	82	59
MARCH	143	94	47
APRIL	105	62	58
MAY	97	76	69
JUNE	89	70	59
JULY	84	78	56
AUGUST	68	77	53
SEPTEMBER	68	75	71
OCTOBER	62	65	89
NOVEMBER	112	79	81
DECEMBER	81	67	96
TOTAL	1099	930	808

COMMERCIAL BURGLARY

MONTH	2020	2021	2022
JANUARY	51	33	44
FEBRUARY	32	32	20
MARCH	39	21	20
APRIL	43	13	23
MAY	19	17	23
JUNE	17	13	31
JULY	21	18	18
AUGUST	13	20	24
SEPTEMBER	15	29	19
OCTOBER	14	22	25
NOVEMBER	20	43	34
DECEMBER	35	34	27
TOTAL	319	295	308

VEHICLE LARCENY

MONTH	2020	2021	2022
JANUARY	165	147	138
FEBRUARY	170	138	133
MARCH	198	159	154
APRIL	176	132	120
MAY	163	108	111
JUNE	101	120	119
JULY	61	98	79
AUGUST	83	145	128
SEPTEMBER	96	129	93
OCTOBER	110	142	147
NOVEMBER	129	131	113
DECEMBER	170	106	96
TOTAL	1622	1555	1431

RESIDENTIAL BURGLARY

MONTH	2020	2021	2022
JANUARY	70	32	26
FEBRUARY	35	34	20
MARCH	46	31	18
APRIL	40	19	29
MAY	31	23	21
JUNE	24	21	25
JULY	22	20	22
AUGUST	18	18	20
SEPTEMBER	23	20	31
OCTOBER	32	23	27
NOVEMBER	14	21	34
DECEMBER	25	34	18
TOTAL	380	296	291

ROBBERIES

MONTH	2020	2021	2022
JANUARY	23	25	28
FEBRUARY	22	23	21
MARCH	14	21	29
APRIL	28	19	35
MAY	37	21	24
JUNE	21	23	19
JULY	19	23	19
AUGUST	17	22	24
SEPTEMBER	35	17	29
OCTOBER	15	30	37
NOVEMBER	30	17	16
DECEMBER	27	23	21
TOTAL	288	264	302

Modesto Police Department

Three-Year Crime Trend Comparison 2022 Year-to-Date

The following charts compare the number of incidents reported to the Modesto Police Department for 2022 to the 3-year average of 2019-2021. Year-to-year comparisons can result in drastic spikes, which are moderated when periods are averaged. This type of comparison results in a more accurate picture of crime trends and how the City of Modesto is doing this year.

Note: Some categories have a Key Performance Indicator (KPI) line that represents the current reduction goal from the previous year's total. This comparison does not consider the impact any changes in the law may have had.

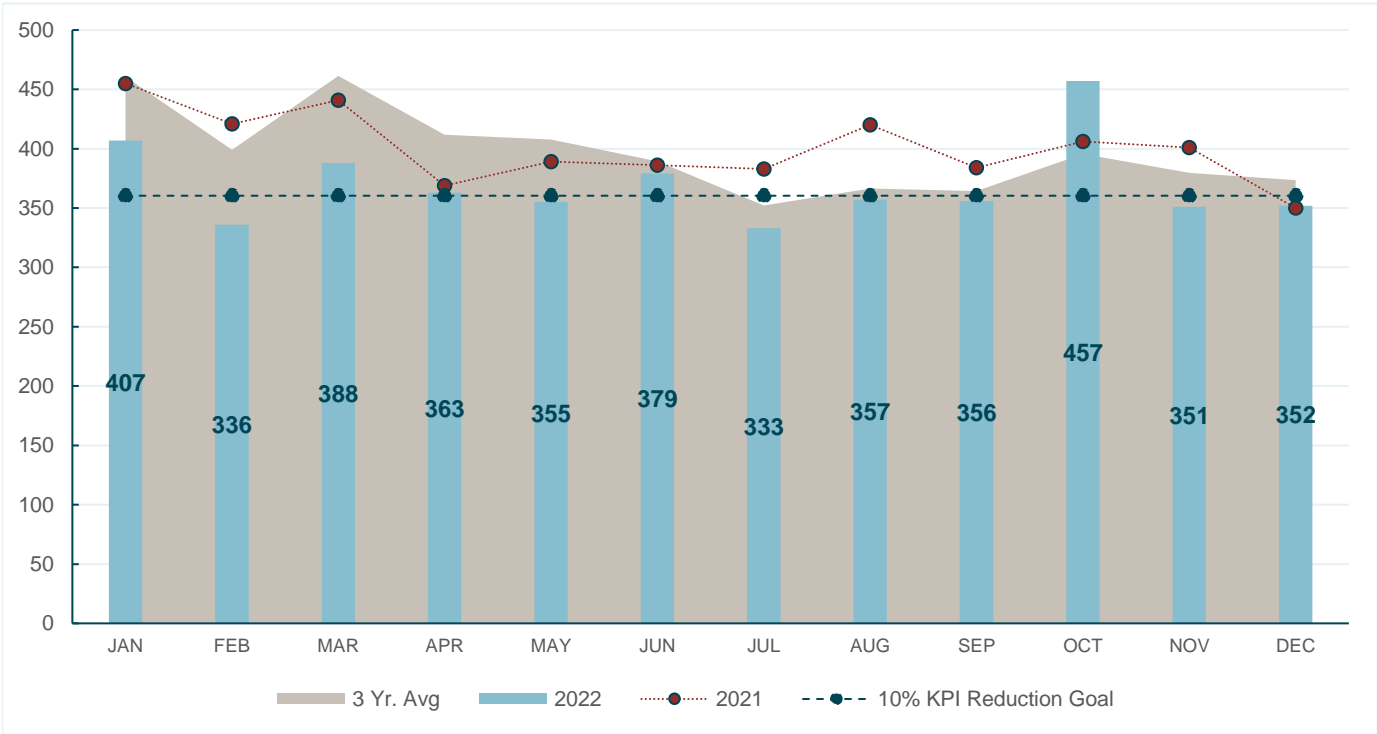
MAJOR CRIMES

2021 to 2022 Comparison

2021	4805
2022	4457
Over/Under	-348
% Change	-7%

KPI Comparison (KPI/2022)

Monthly Goal	360
Monthly Average	371
Year to Date Goal	4,325
Year to Date Actual	4,457
Over/Under KPI Goal	133
% Over/Under	3%



Modesto Police Department

Three-Year Crime Trend Comparison 2022 Year-to-Date

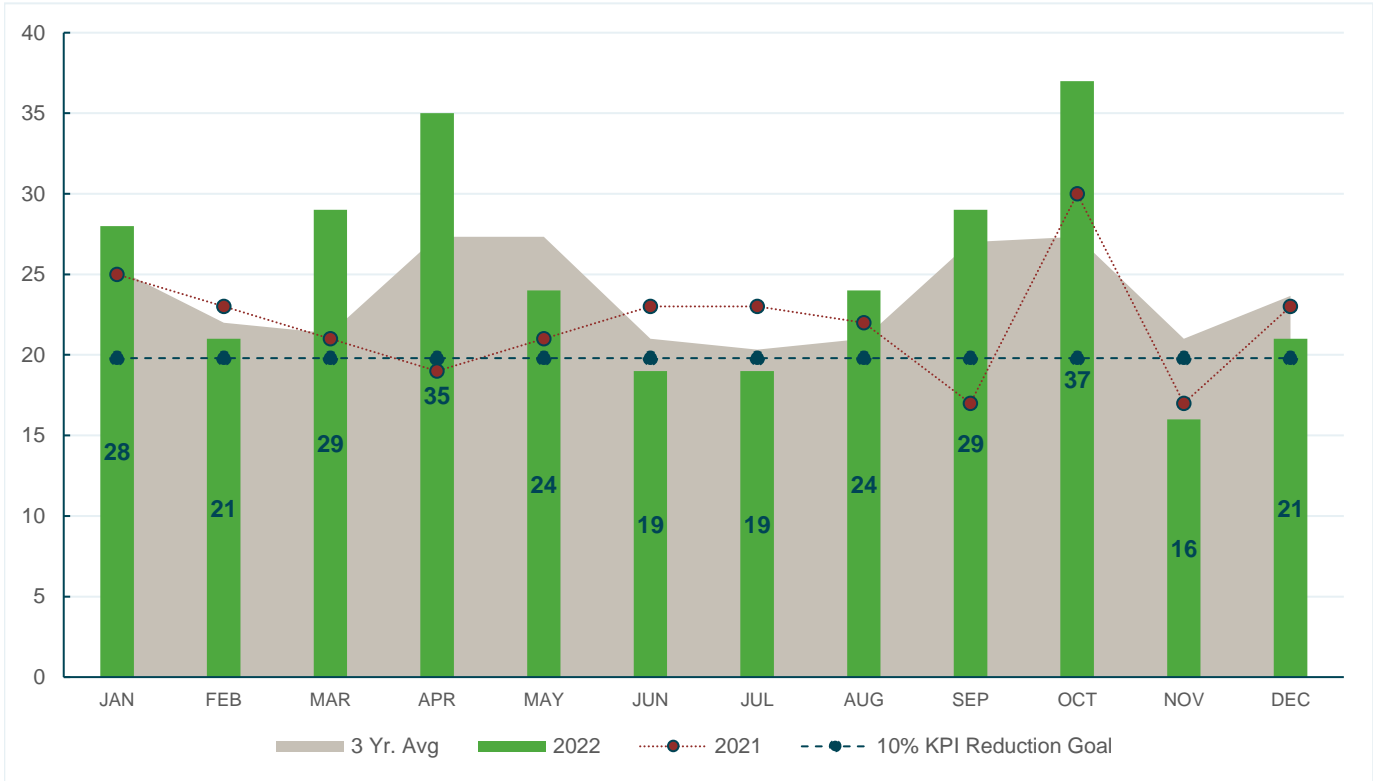
ROBBERIES

2021 to 2022 Comparison

2021	264
2022	302
Over/Under	38
% Change	14%

KPI Comparison (KPI/2022)

Monthly Goal	20
Monthly Average	25
Year to Date Goal	238
Year to Date Actual	302
Over/Under KPI Goal	64
% Over/Under	27%



Modesto Police Department

Three-Year Crime Trend Comparison 2022 Year-to-Date

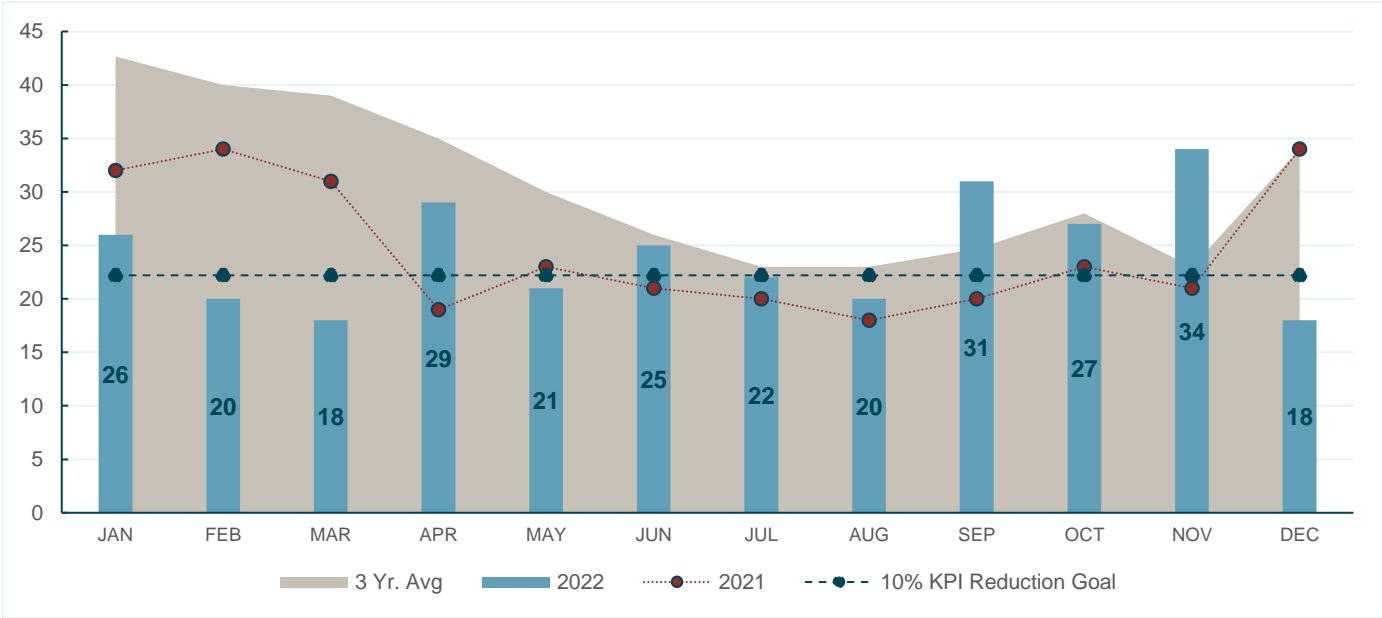
RESIDENTIAL BURGLARY

2021 to 2022 Comparison

2021	296
2022	291
Over/Under	-5
% Change	-2%

KPI Comparison (KPI/2022)

Monthly Goal	22
Monthly Average	24
Year to Date Goal	266
Year to Date Actual	291
Over/Under KPI Goal	25
% Over/Under	9%



Modesto Police Department

Three-Year Crime Trend Comparison 2022 Year-to-Date

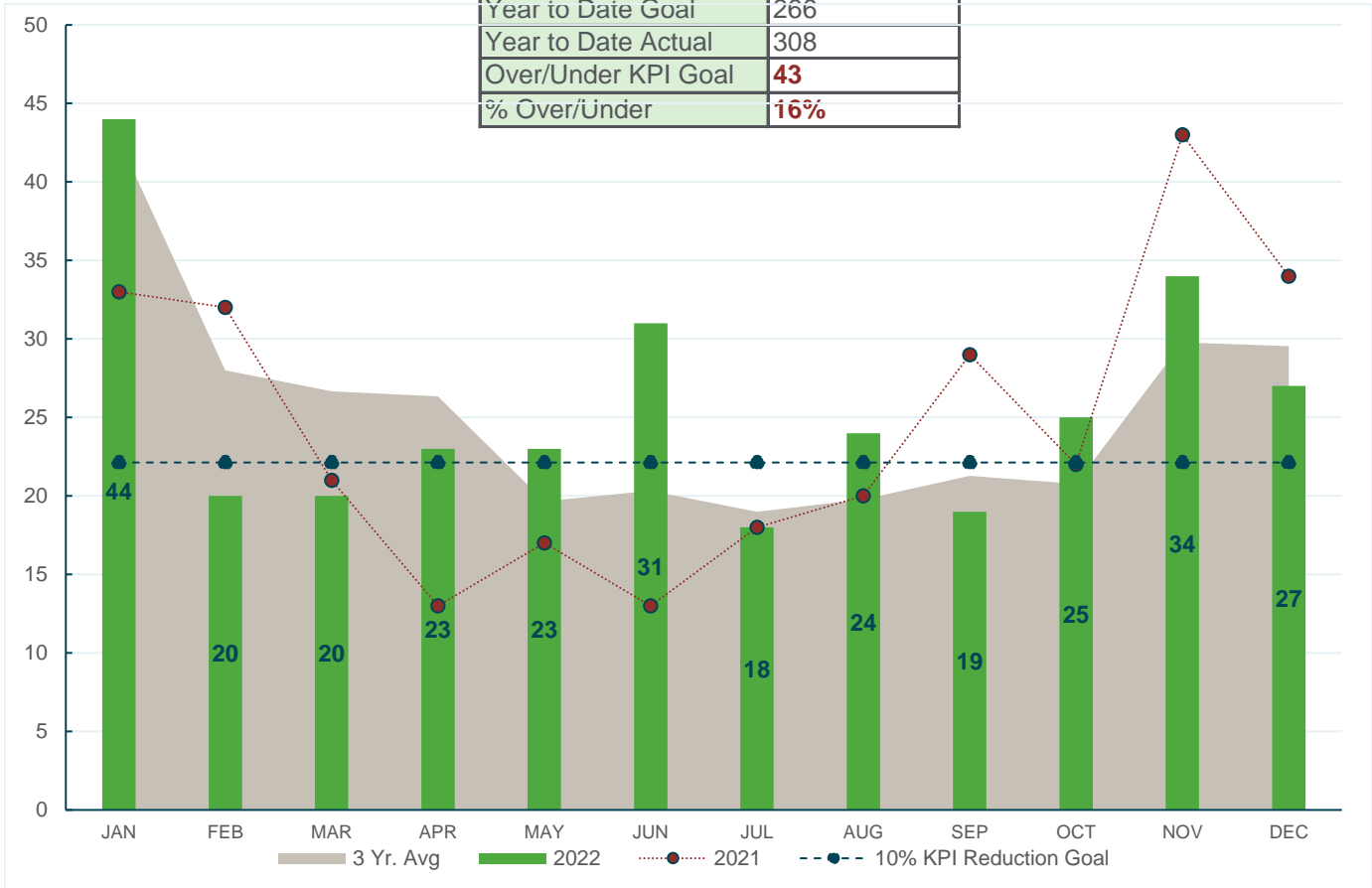
COMMERCIAL BURGLARY

2021 to 2022 Comparison

2021	295
2022	308
Over/Under	13
% Change	4%

KPI Comparison (KPI/2022)

Monthly Goal	22
Monthly Average	26
Year to Date Goal	266
Year to Date Actual	308
Over/Under KPI Goal	43
% Over/Under	16%



Modesto Police Department

Three-Year Crime Trend Comparison 2022 Year-to-Date

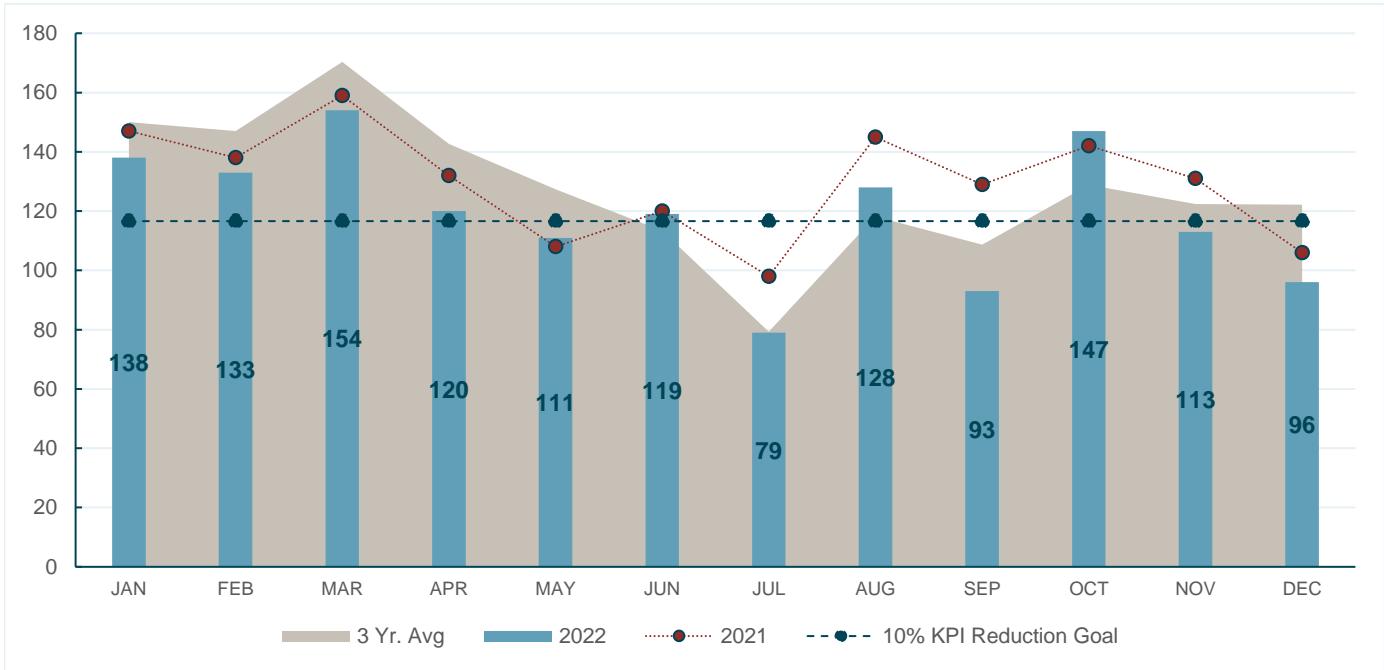
VEHICLE LARCENY

2021 to 2022 Comparison

2021	1555
2022	1431
Over/Under	-124
% Change	-8%

KPI Comparison (KPI/2022)

Monthly Goal	117
Monthly Average	119
Year to Date Goal	1,400
Year to Date Actual	1,431
Over/Under KPI Goal	32
% Over/Under	2%



Modesto Police Department

Three-Year Crime Trend Comparison 2022 Year-to-Date

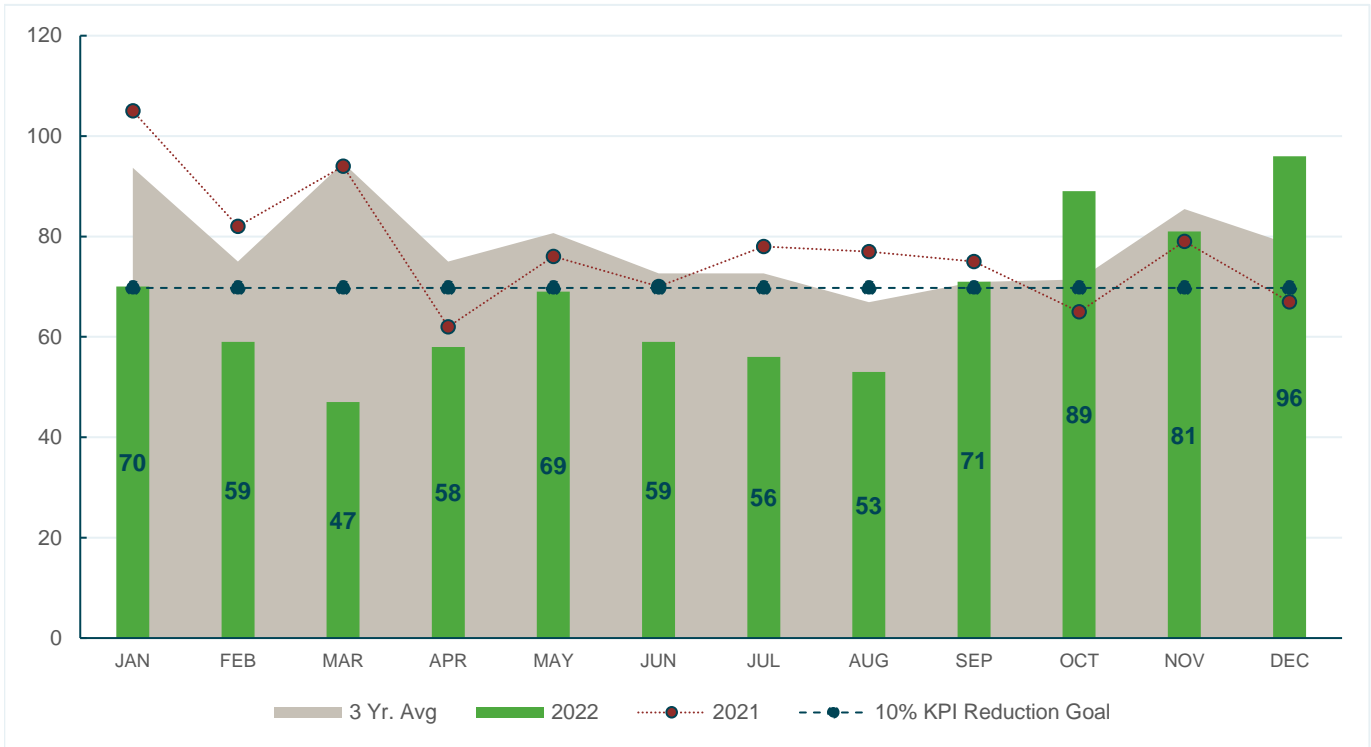
AUTO THEFT

2021 to 2022 Comparison

2021	930
2022	808
Over/Under	-122
% Change	-13%

KPI Comparison (KPI/2022)

Monthly Goal	70
Monthly Average	67
Year to Date Goal	837
Year to Date Actual	808
Over/Under KPI Goal	-29
% Over/Under	-3%



Modesto Police Department

Three-Year Crime Trend Comparison 2022 Year-to-Date

The following chart represents quality of life Calls For Service (CFS) initiated by citizens for the City of Modesto. These statistics are generated using Geoshield.

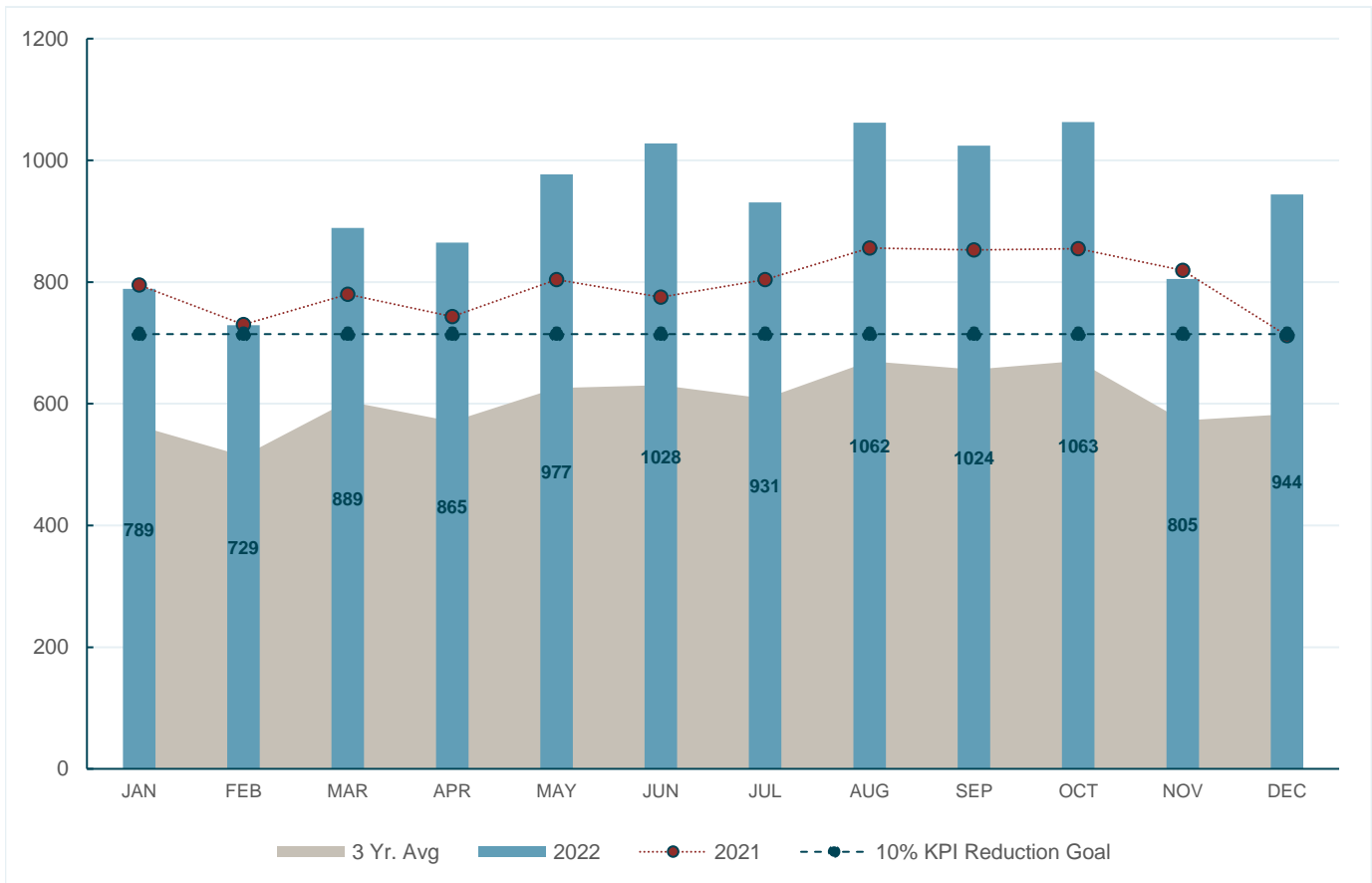
QUALITY OF LIFE (CAD/P911 Only)

2021 to 2022 Comparison

2021	9526
2022	11106
Over/Under	1580
% Change	17%

KPI Comparison (KPI/2022)

Monthly Goal	714
Monthly Average	926
Year to Date Goal	8,573
Year to Date Actual	11,106
Over/Under KPI Goal	2533
% Over/Under	30%



Measure L Projects

Pelandale Neighborhood Pavement Maintenance (Project Code 101249)

Expenses	
Project Budget	1,871,250
Encumbered	243,899
Expended	1,349,826
Available	277,524
Revenues	
City Funds	0
Federal Funds	0
State Funds	0
Measure L Funds	1,871,250
Total	1,871,250
Received	0

Estimated Completion Date: Winter 2022

Phase: *Project Completed!*

Overall Project Details:

Work includes pavement maintenance in two areas: the area bound by Dale Road, Bangs Avenue, Tully Road, and Snyder Avenue (12.6 center line miles). Anticipated improvements include slurry seal surface treatment, restriping, and construction of new Americans with Disabilities Act (“ADA”) of 1990 compliant ramps in multiple locations.

Orangeburg Avenue Pavement Rehabilitation (Project Code 101248)

Expenses	
Project Budget	3,121,267
Encumbered	2,604,192
Expended	241,561
Available	275,514
Revenues	
City Funds	0
Federal Funds	0
State Funds	0
Measure L Funds	3,121,267
Total	3,121,267
Received	0

Estimated Completion Date: Summer 2023

Overall Project Details:

This Coffee Road to Oakdale Road project went out to bid as a multi-project contract, which includes the Briggsmore Avenue Pavement Maintenance (Project Code 101246) and the Neighborhood ADA Program (Project Code 101250).

Latest Project Status:

Work continues on ADA curb ramps.

State Route 132 (SR-132) West Expressway (Project Code 101119)

Expenses	
Project Budget	125,482,720
Encumbered	953,113
Expended	107,718,692
Available	16,810,915

Revenues	
City Funds	0
Federal Funds	9,870,886
State Funds	83,811,834
Measure L Funds	31,800,000
Total	125,482,720
Received	125,482,720



Estimated Completion Date: November 2022

Phase: Construction

Overall Project Details:

This project includes construction of an access-controlled, 2-lane expressway along a new alignment south of Kansas Avenue starting from the east side of State Route 99 (SR-99) at the base of the Needham Street Bridge west to Dakota Avenue and along Dakota Avenue to the existing SR-132/Maze Boulevard.

Latest Project Status:

Project is 95% complete. This month's work includes but is not limited to the following: Completion of roadway section construction Southbound 99/Eastbound Couplet and Northbound 99/Westbound Couplet. The southbound 5th Street off-ramp was opened, while the eastbound couplet remains closed. Installation continues with the Pump Station Electrical and site improvements. The Needham Street and Kansas Avenue Extension has been completed. Construction continues on the pedestrian path on the west side of North Carpenter Road. Reconstruction of the Mitchell Road Parking Lot continues as well as the reconstruction of the Kansas Avenue overlay between North Dakota Avenue and Carpenter Road.

Virginia Corridor Trail & (Project Code 101247)

Expenses	
Project Budget	884,063
Encumbered	390,129
Expended	162,856
Available	131,078

Revenues	
City Funds	0
Federal Funds	0
State Funds	0
Measure L Funds	884,063
Total	884,063
Received	0

Estimated Completion Date: January 2023

Phase: Construction

Overall Project Details:

Project work includes pavement maintenance along the Virginia Corridor Trail from College to Bowen (2 center line miles). Anticipated improvements include slurry seal surface treatment, restriping, and construction of new Americans with Disabilities Act ("ADA") of 1990 compliant ramps in multiple locations. This will include signage and new pedestrian crossing at Stoddard Road and Orangeburg Avenue.

Latest Project Status:

Construction continues at Stoddard Avenue and Roseburg Avenue Virginia Corridor crossings.

Parks, Recreation & Neighborhoods

The Awesome Spot Playground (Project Code 100984)

Expenses	
Project Budget	615,250
Encumbered	182,233
Expended	18,505
Available	414,512

Revenues	
City Funds	107,000
Federal Funds	500,000
State Funds	0
Other Funds	8,250
Total	615,250
Received	8,250

Estimated Completion Date: Fall 2023

Phase: Construction

Overall Project Details:
 The Awesome Spot Playground Team (TASP) has partnered with the City, to design an all-inclusive playground at Beyer Community Park. The playground will feature sensory-integrated playground equipment designed to eliminate social, physical, and cognitive barriers from play.

Latest Project Status:

In December, the contractor didn't complete any work but City streets crews worked on partially grading the parking lot and the installation of an ADA ramp into the park. Unfortunately, due to weather, the project has experienced delays.



Senior Playground at Ralston Tower Park (Project Code 100866)

Expenses	
Project Budget	1,255,000
Encumbered	101,175
Expended	1,136,543
Available	17,282

Revenues	
City Funds	0
Federal Funds	705,000
State Funds	550,000
Other Funds	0
Total	1,255,000
Received	403,433



Estimated Completion Date: Summer 2023


Phase: Construction

Overall Project Details:

The project consists of the complete renovation of Ralston Tower Park, focusing on a senior oriented park design due to its adjacency to senior housing. The project will include senior exercise equipment, playground, walking paths, game tables, open plaza, drinking fountain, beanbag toss, horseshoe pits, sidewalks, security lighting, landscaping, irrigation, and other site amenities.

Latest Project Status:

Park opening is expected by Summer 2023, following the 120-day plant establishment period. In December, the contractor continued the electrical work, and the lights are now operational. The irrigation components have been installed; however, due to weather, the project has experienced delays in planting and other final elements.



SB 1 Project

2022/2023 Slurry/Crack Seal Work

Expenses	
Project Budget	2,171,854
Encumbered	0
Expended	741,731
Available	1,430,123

Revenues	
City Funds	0
Federal Funds	2,171,854
State Funds	0
Other Funds	0
Total	2,171,854
Received	4,998,733 ¹



Estimated Completion Date: October 2023

Phase: 8th Season of Annual Program

Overall Project Details:

The purpose of this program is to maintain and preserve the streets for the City of Modesto by applying Type II slurry made of emulsion oil and aggregate. SB1 funding provides an average of 115 lane miles of residential street preservation each season.

Latest Project Status:

The 2022/2023 Crack Seal season began on October 20, 2022 and continues through April 2023. Since July 2022, the Streets Division has completed a total of 92 lane miles of slurry seal application and a total of 11.8 lane miles of crack seal application. 5.1 lane miles of crack seal application was completed in December 2022.



¹ Total Road Maintenance and Rehabilitation Account for all projects

Utilities

Grayson Well 69 (Replacing Well 274) (Project Code 101080)

Expenses	
Project Budget	3,802,828
Encumbered	2,778,813
Expended	761,326
Available	263,187

Revenues	
City Funds	3,802,828
Federal Funds	0
State Funds	0
Other Funds	0
Total	0
Received	0



Estimated Completion Date: January 2024


Phase: Construction

Overall Project Details:

This project will provide funding for the construction of the surface improvements for the former Well 274. The project is intended to limit the amount of treatment and restore the well to its optimum capacity in the town of Grayson. The project will provide engineering services during construction and construction of above ground improvements for the well only. Work will include the construction of above well appurtenances, well house, piping, electrical work and infrastructure for a future tank and booster pump.

Latest Project Status:

The San Joaquin Valley Air Board approved the generator that will ultimately be used by Well 69. Supply Chain shortages put delivery of the generator in approximately 50 weeks. Due to the weather and the holidays, work was suspended for most of the part of December. It is anticipated that work will resume when the weather is stable.



Plant Structural Improvements (Project Code 100931)

Expenses	
Project Budget	3,321,195
Encumbered	1,913,744
Expended	843,665
Available	563,785

Revenues	
City Funds	3,321,195
Federal Funds	0
State Funds	0
Other Funds	0
Total	0
Received	0

Estimated Completion Date: Summer 2023

Phase: Construction

Overall Project Details:

The Plant Structural Improvements Project involves facility improvements primarily at the Sutter Wastewater Treatment Plant. The scope of work includes improvements to the existing chlorine building, a new Dry Clean Blast concrete enclosure, a new concrete vault for the valve farm, recoating of the existing anaerobic digesters, and repainting of the Thousand Oaks lift station.

Latest Project Status:

In the past month, the contractor installed foam on the roof of the anaerobic digester and painted the insulation. The interior equipment and the exterior of the Thousand Oaks Pump Station have been painted. Rebar has been installed on the three dry blast areas, and it is ready for concrete pour.



River Trunk Realignment – Gravity System (Project Code 101290)

Expenses	
Project Budget	27,162,749
Encumbered	16,019,889
Expended	6,674,628
Available	4,468,232

Revenues	
City Funds	27,162,749
Federal Funds	0
State Funds	0
Other Funds	0
Total	0
Received	0



Estimated Completion Date: Winter 2023


Phase: Construction

Overall Project Details:

The project was created to address the flow capacity deficiencies and aging infrastructure for the river trunk. The gravity system is phase two of the three phase realignment project. It consists of over 9,000 linear feet of large diameter gravity sewer pipe, and adjacent water main rehabilitation on Colorado Avenue.

Latest Project Status:

Last month, the existing water service lines were abandoned and the connection to curb stops along Colorado Avenue were performed. The overhead utility lines were relocated temporarily to allow for the installation of the sewer trunk along Colorado Avenue. Manholes and sewer trunk lines were installed on Tuolumne Boulevard. After the installation of the sewer line, temporary pavement of the road was installed.



River Trunk Realignment – Shackelford (Project Code 101291)

Expenses	
Project Budget	14,593,613
Encumbered	10,252,454
Expended	2,616,067
Available	1,725,092

Revenues	
City Funds	14,593,613
Federal Funds	0
State Funds	0
Other Funds	0
Total	0
Received	0



Estimated Completion Date: Winter 2023


Phase: Construction

Overall Project Details:

The River Trunk Realignment Shackelford Pump Station Project will redirect flow from the existing river trunk line to the new river trunk line that is going to be installed along Colorado Avenue as a part of the Gravity System project which is currently under construction. The project will also incorporate a gravity line from Neece Drive to the new river trunk and plug the line that goes into the existing river trunk line. The wastewater from the Dryden Golf Course clubhouse will also be brought into the new river trunk line under this project.

Latest Project Status:


In the last month, the contractor completed the installation of the rebar for the wet walls and spoils, and the concrete was poured. At the golf course section, the temporary fence and 60% of the 18-inch force main line were installed.



Transit Center Improvements and Transit Center Addition (Project Codes 101338 & 101339)

Expenses	
Project Budget	6,669,295
Encumbered	1,131,646
Expended	5,107,521
Available	430,128

Revenues	
City Funds	6,669,295
Federal Funds	0
State Funds	0
Other Funds	0
Total	0
Received	0



Estimated Completion Date: Spring 2023

Phase: Construction

Overall Project Details:

Improvements to the Transit Center are comprised of diverse building and site upgrades as well as rehabilitation to the historic downtown Transit Center. The historic building will receive repairs and rehabilitation work to the existing historic finishes. New spaces will receive finishes in harmony with the historic character of the original building. The Transit Center Addition will add approximately 540 square feet onto the existing building to accommodate new dispatch space.

Latest Project Status:

The pavers around the building are at approximately 98% completion and the light poles on the site have been installed. In the building addition the installation of the ceiling tiles, low voltage backboard, cabinets and cabling was also completed. In the main building, the doors, the security desk and the door mullions in the west arcade were installed.



Design Phase

<i>Department</i>	<i>Project Name</i>	<i>Design Amount</i>	<i>Total Project Amount</i>
<i>Community & Economic Development</i>	Bike Trail along MID Canal (Funded by Measure L)	117,222	1,092,054
<i>Community & Economic Development</i>	Claratina - McHenry/Coffee 4 Lane	1,402,167	6,062,911
<i>Community & Economic Development</i>	Claratina Phase 1 – Hetch Hetchy Crossing	200,000	6,270,000
<i>Community & Economic Development</i>	Paradise Road ATP Cycle III (Funded by Measure L)	25,000	25,000
<i>Community & Economic Development</i>	Systemic Safety Analysis Report Program (Funded by Measure L)	250,000	250,000
<i>Community & Economic Development</i>	Tully Road Safety Improvements (Funded by Measure L)	34,538	411,183
<i>Modesto Fire</i>	MFD Station No.1 Roof Replacement	25,000	337,850
<i>Parks, Recreation & Neighborhoods</i>	Carpenter Road Soccer Complex	35,600	1,035,000
<i>Parks, Recreation & Neighborhoods</i>	Cesar E. Chavez Park Renovation	950,000	8,500,000
<i>Parks, Recreation & Neighborhoods</i>	Downey Shade Structure Replacement	25,000	350,000
<i>Parks, Recreation & Neighborhoods</i>	Mary E. Grogan Park Phase 2	329,288	2,963,588
<i>Parks, Recreation & Neighborhoods</i>	Tuolumne River Regional Park (TRRP) Neece Drive Boat Launch	188,000	805,000
<i>Parks, Recreation & Neighborhoods</i>	Tuolumne River Regional Park (TRRP) River Overlook	185,806	849,940
<i>Parks, Recreation & Neighborhoods</i>	Virginia Corridor Phase 7	750,000	4,674,923

Design Phase

<i>Department</i>	<i>Project Name</i>	<i>Design Amount</i>	<i>Total Project Amount</i>
<i>Utilities</i>	2020-2021 Sewer Line Replacement	75,000	1,500,000
<i>Utilities</i>	Caustic Soda Handling Facility	812,000	4,000,000
<i>Utilities</i>	Facultative Biosolids Removal	16,379	1,650,000
<i>Utilities</i>	Grayson Community Strengthen & Replace Water Mains	59,848	3,550,310
<i>Utilities</i>	Jennings Command Center & Restroom	80,000	700,000
<i>Utilities</i>	Jennings Well Treatment Improvement	320,000	1,250,000
<i>Utilities</i>	La Loma Phase 2C Strengthen & Replace Water Mains	79,319	9,766,552
<i>Utilities</i>	La Loma Phase 3A Strengthen & Replace Water Mains	145,218	6,086,995
<i>Utilities</i>	La Loma Sewer	150,000	4,000,000
<i>Utilities</i>	Sutter Neighborhood Strengthen & Replace Water Mains	139,073	2,149,680
<i>Utilities</i>	Sutter Parking Lot & Security Upgrade	326,004	6,205,176
<i>Utilities</i>	Sutter Trunk Rehabilitation and Reliability	360,308	5,262,011
<i>Utilities</i>	Woodland Lift Station Rehabilitation	70,301	1,543,616

In accordance with the requirements of Title II of the Americans with Disabilities Act (“ADA”) of 1990, the Fair Employment & Housing Act (“FEHA”), the Rehabilitation Act of 1973 (as amended), Government Code section 11135 and other applicable codes, the City of Modesto (“City”) will not discriminate against individuals based on disability in the City’s services, programs, or activities. For more information, please visit the City of Modesto website at <https://www.modestogov.com/865/Americans-with-Disabilities-Act-ADA>