

# FENCE STANDARDS FOR CORNER LOTS

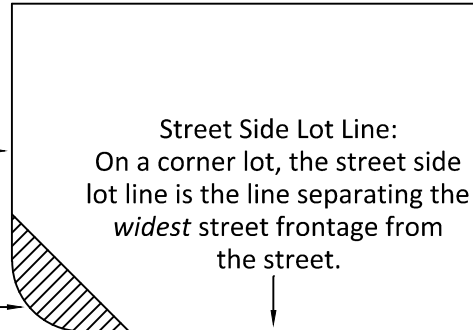


## CORNER LOT DEFINITIONS

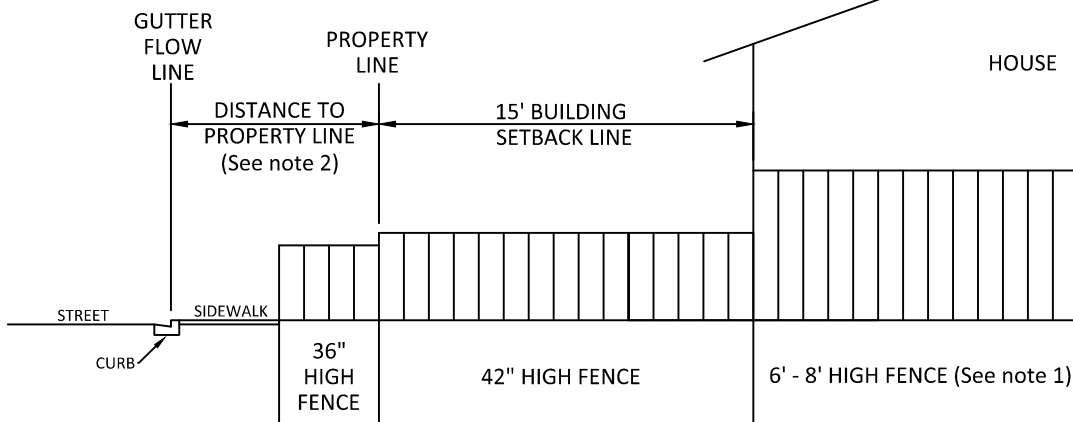
**Front Lot Line:**  
On a corner lot, the front lot line is the line separating the *narrowest* street frontage from the street.

**Street Side Lot Line:**  
On a corner lot, the street side lot line is the line separating the *widest* street frontage from the street.

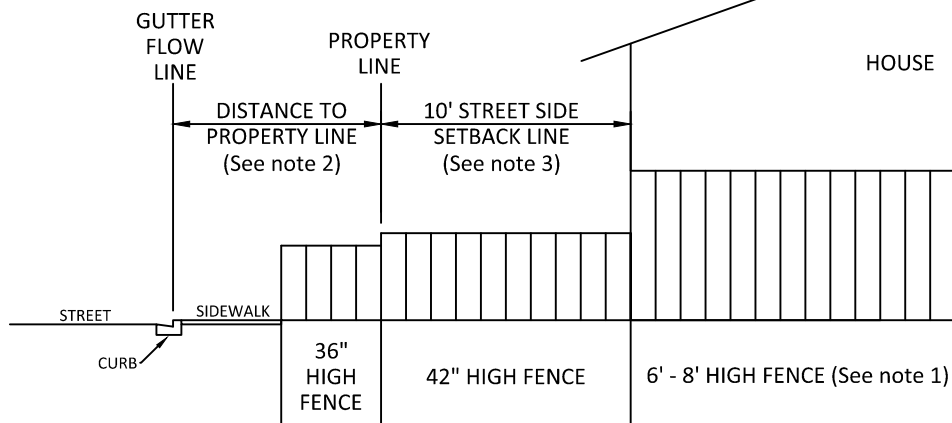
**Clear Vision Triangle:**  
See exhibit for details.



## FRONT YARD FENCE HEIGHT



## STREET SIDE YARD FENCE HEIGHT



- NOTES:**
1. Engineering by a licensed Engineer and a permit is required for fences 7' to 8' in height.
  2. Distance varies depending on street: please call Planning Division at 209-577-5267 for more information.
  3. 7.5' on lots created prior to 1955.